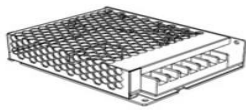


## Accessories types



External driver



Built-in driver



Power Input adapter



L Connector



I Connector



Vertical L Adapter




Horizontal L Adapter



Pendant ropes

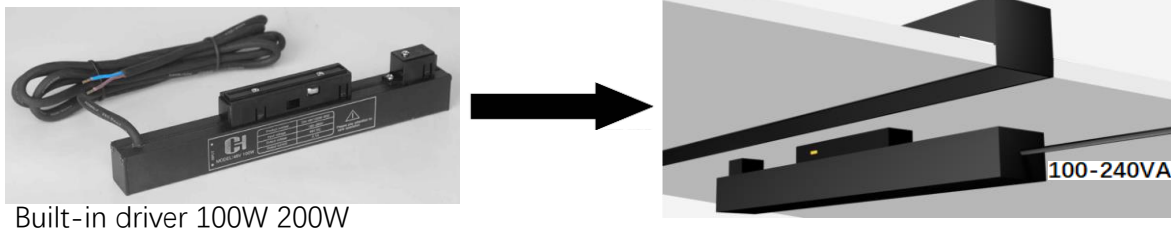
## Drivers solution ( Choose one solution from following two solution)

### 1. External driver



Note: DC48V External driver must be working together with power input adapter. The external driver mainly used for recessed track.


### 2. Built-in driver



# Accessories



Other Accessories (just choose them according to actual design and request)



L adapter must be work with L connector



I connector for connection of two tracks.



Steel ropes



Steel ropes for suspension installation

