

# PROBABILITY AND STATISTICS

## COOKBOOK

Version 0.2.3

19<sup>th</sup> February, 2017

<http://statistics.zone/>

Copyright © Matthias Vallentin, 2017

# Contents

<b>1</b>	<b>Distribution Overview</b>	<b>3</b>	<b>14</b>	<b>Exponential Family</b>	<b>16</b>	21.5 Spectral Analysis . . . . .	28	
1.1	Discrete Distributions . . . . .	3	<b>15</b>	<b>Bayesian Inference</b>	<b>16</b>	<b>22</b>	<b>Math</b>	<b>29</b>
1.2	Continuous Distributions . . . . .	5	15.1	Credible Intervals . . . . .	16	22.1	Gamma Function . . . . .	29
<b>2</b>	<b>Probability Theory</b>	<b>8</b>	15.2	Function of parameters . . . . .	17	22.2	Beta Function . . . . .	29
<b>3</b>	<b>Random Variables</b>	<b>8</b>	15.3	Priors . . . . .	17	22.3	Series . . . . .	29
3.1	Transformations . . . . .	9	15.3.1	Conjugate Priors . . . . .	17	22.4	Combinatorics . . . . .	30
<b>4</b>	<b>Expectation</b>	<b>9</b>	15.4	Bayesian Testing . . . . .	18			
<b>5</b>	<b>Variance</b>	<b>9</b>	<b>16</b>	<b>Sampling Methods</b>	<b>18</b>			
<b>6</b>	<b>Inequalities</b>	<b>10</b>	16.1	Inverse Transform Sampling . . . . .	18			
<b>7</b>	<b>Distribution Relationships</b>	<b>10</b>	16.2	The Bootstrap . . . . .	18			
<b>8</b>	<b>Probability and Moment Generating Functions</b>	<b>11</b>	16.2.1	Bootstrap Confidence Intervals . . . . .	18			
<b>9</b>	<b>Multivariate Distributions</b>	<b>11</b>	16.3	Rejection Sampling . . . . .	19			
9.1	Standard Bivariate Normal . . . . .	11	16.4	Importance Sampling . . . . .	19			
9.2	Bivariate Normal . . . . .	11	<b>17</b>	<b>Decision Theory</b>	<b>19</b>			
9.3	Multivariate Normal . . . . .	11	17.1	Risk . . . . .	19			
<b>10</b>	<b>Convergence</b>	<b>11</b>	17.2	Admissibility . . . . .	20			
10.1	Law of Large Numbers (LLN) . . . . .	12	17.3	Bayes Rule . . . . .	20			
10.2	Central Limit Theorem (CLT) . . . . .	12	17.4	Minimax Rules . . . . .	20			
<b>11</b>	<b>Statistical Inference</b>	<b>12</b>	<b>18</b>	<b>Linear Regression</b>	<b>20</b>			
11.1	Point Estimation . . . . .	12	18.1	Simple Linear Regression . . . . .	20			
11.2	Normal-Based Confidence Interval . . . . .	13	18.2	Prediction . . . . .	21			
11.3	Empirical distribution . . . . .	13	18.3	Multiple Regression . . . . .	21			
11.4	Statistical Functionals . . . . .	13	18.4	Model Selection . . . . .	22			
<b>12</b>	<b>Parametric Inference</b>	<b>13</b>	<b>19</b>	<b>Non-parametric Function Estimation</b>	<b>22</b>			
12.1	Method of Moments . . . . .	13	19.1	Density Estimation . . . . .	22			
12.2	Maximum Likelihood . . . . .	14	19.1.1	Histograms . . . . .	23			
12.2.1	Delta Method . . . . .	14	19.1.2	Kernel Density Estimator (KDE) . . . . .	23			
12.3	Multiparameter Models . . . . .	14	19.2	Non-parametric Regression . . . . .	23			
12.3.1	Multiparameter delta method . . . . .	15	19.3	Smoothing Using Orthogonal Functions . . . . .	24			
12.4	Parametric Bootstrap . . . . .	15	<b>20</b>	<b>Stochastic Processes</b>	<b>24</b>			
<b>13</b>	<b>Hypothesis Testing</b>	<b>15</b>	20.1	Markov Chains . . . . .	24			
			20.2	Poisson Processes . . . . .	25			
			<b>21</b>	<b>Time Series</b>	<b>25</b>			
			21.1	Stationary Time Series . . . . .	26			
			21.2	Estimation of Correlation . . . . .	26			
			21.3	Non-Stationary Time Series . . . . .	26			
			21.3.1	Detrending . . . . .	27			
			21.4	ARIMA models . . . . .	27			
			21.4.1	Causality and Invertibility . . . . .	28			

---

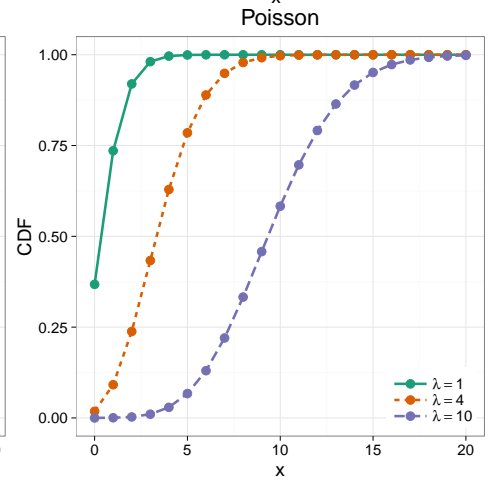
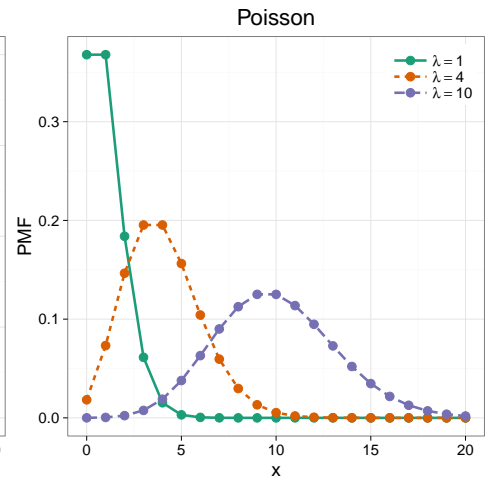
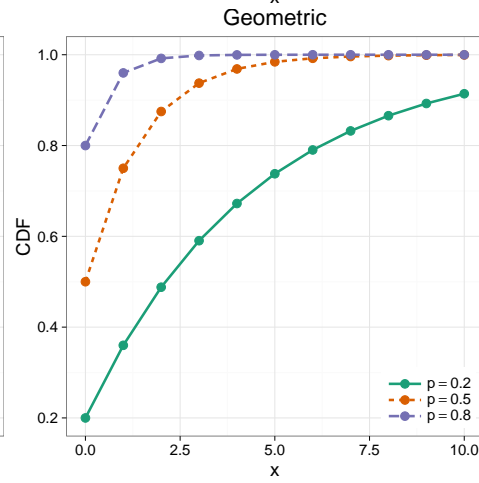
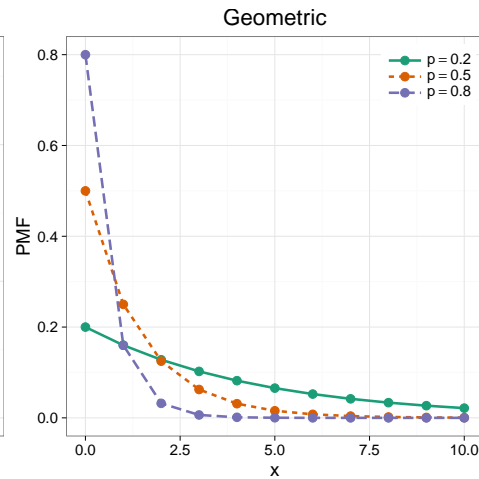
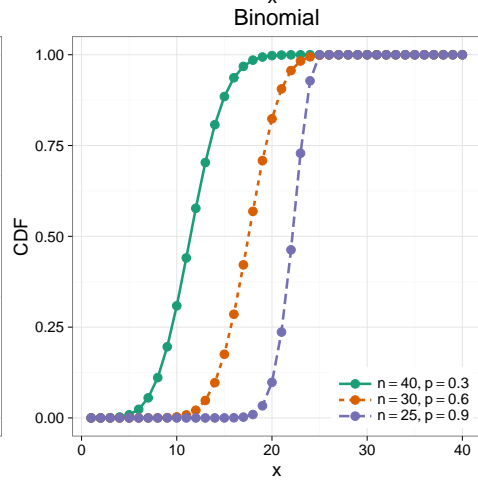
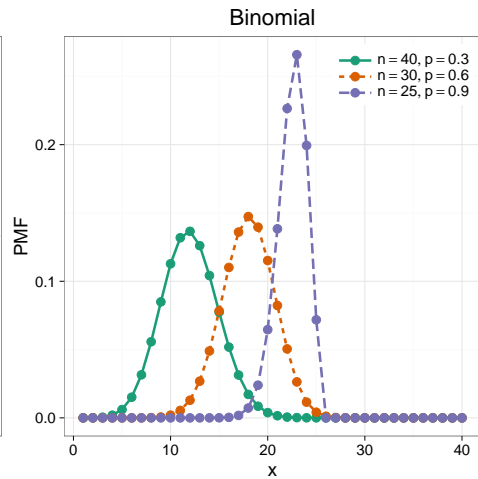
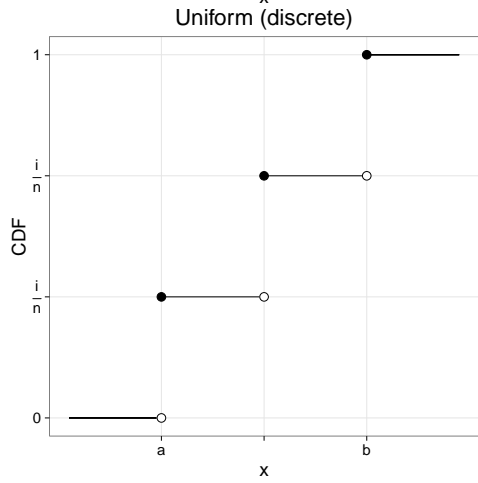
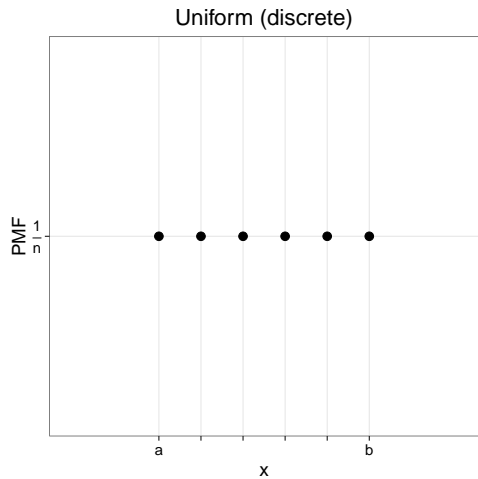
This cookbook integrates various topics in probability theory and statistics, based on literature [1, 6, 3] and in-class material from courses of the statistics department at the University of California in Berkeley but also influenced by others [4, 5]. If you find errors or have suggestions for improvements, please get in touch at <http://statistics.zone/>.

# 1 Distribution Overview

## 1.1 Discrete Distributions

	Notation <sup>1</sup>	$F_X(x)$	$f_X(x)$	$\mathbb{E}[X]$	$\mathbb{V}[X]$	$M_X(s)$
Uniform	$\text{Unif}\{a, \dots, b\}$	$\begin{cases} 0 & x < a \\ \frac{ x  - a + 1}{b - a} & a \leq x \leq b \\ 1 & x > b \end{cases}$	$\frac{I(a \leq x \leq b)}{b - a + 1}$	$\frac{a + b}{2}$	$\frac{(b - a + 1)^2 - 1}{12}$	$\frac{e^{as} - e^{-(b+1)s}}{s(b - a)}$
Bernoulli	$\text{Bern}(p)$	$(1 - p)^{1-x}$	$p^x (1 - p)^{1-x}$	$p$	$p(1 - p)$	$1 - p + pe^s$
Binomial	$\text{Bin}(n, p)$	$I_{1-p}(n - x, x + 1)$	$\binom{n}{x} p^x (1 - p)^{n-x}$	$np$	$np(1 - p)$	$(1 - p + pe^s)^n$
Multinomial	$\text{Mult}(n, p)$		$\frac{n!}{x_1! \dots x_k!} p_1^{x_1} \dots p_k^{x_k} \quad \sum_{i=1}^k x_i = n$	$\begin{pmatrix} np_1 \\ \vdots \\ np_k \end{pmatrix}$	$\begin{pmatrix} np_1(1 - p_1) & -np_1p_2 \\ -np_2p_1 & \ddots \end{pmatrix}$	$\left( \sum_{i=0}^k p_i e^{s_i} \right)^n$
Hypergeometric	$\text{Hyp}(N, m, n)$	$\approx \Phi \left( \frac{x - np}{\sqrt{np(1 - p)}} \right)$	$\frac{\binom{m}{x} \binom{N-m}{n-x}}{\binom{N}{n}}$	$\frac{nm}{N}$	$\frac{nm(N - n)(N - m)}{N^2(N - 1)}$	
Negative Binomial	$\text{NBin}(r, p)$	$I_p(r, x + 1)$	$\binom{x + r - 1}{r - 1} p^r (1 - p)^x$	$r \frac{1 - p}{p}$	$r \frac{1 - p}{p^2}$	$\left( \frac{p}{1 - (1 - p)e^s} \right)^r$
Geometric	$\text{Geo}(p)$	$1 - (1 - p)^x \quad x \in \mathbb{N}^+$	$p(1 - p)^{x-1} \quad x \in \mathbb{N}^+$	$\frac{1}{p}$	$\frac{1 - p}{p^2}$	$\frac{pe^s}{1 - (1 - p)e^s}$
Poisson	$\text{Po}(\lambda)$	$e^{-\lambda} \sum_{i=0}^x \frac{\lambda^i}{i!}$	$\frac{\lambda^x e^{-\lambda}}{x!}$	$\lambda$	$\lambda$	$e^{\lambda(e^s - 1)}$

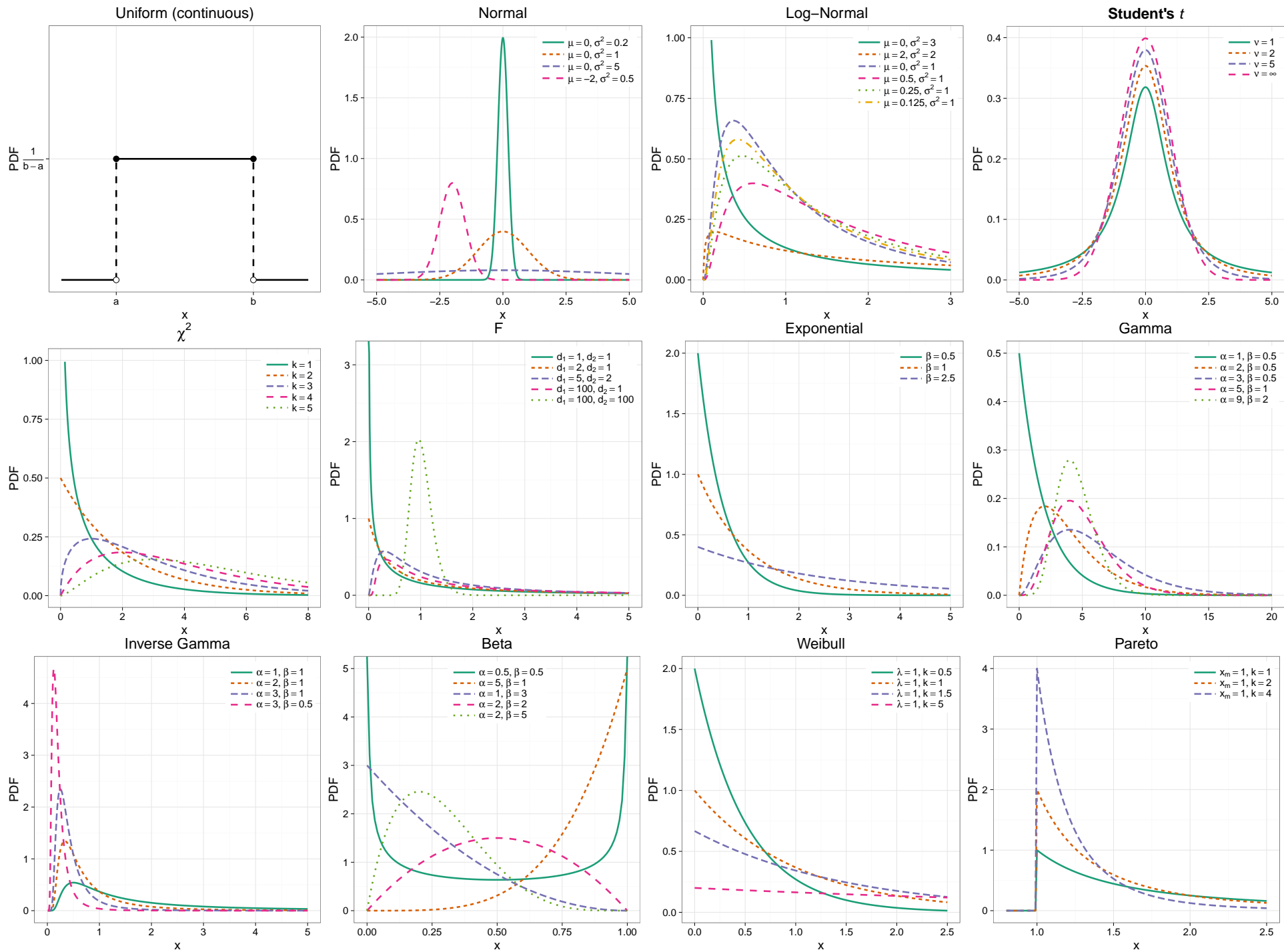
<sup>1</sup>We use the notation  $\gamma(s, x)$  and  $\Gamma(x)$  to refer to the Gamma functions (see §22.1), and use  $B(x, y)$  and  $I_x$  to refer to the Beta functions (see §22.2).

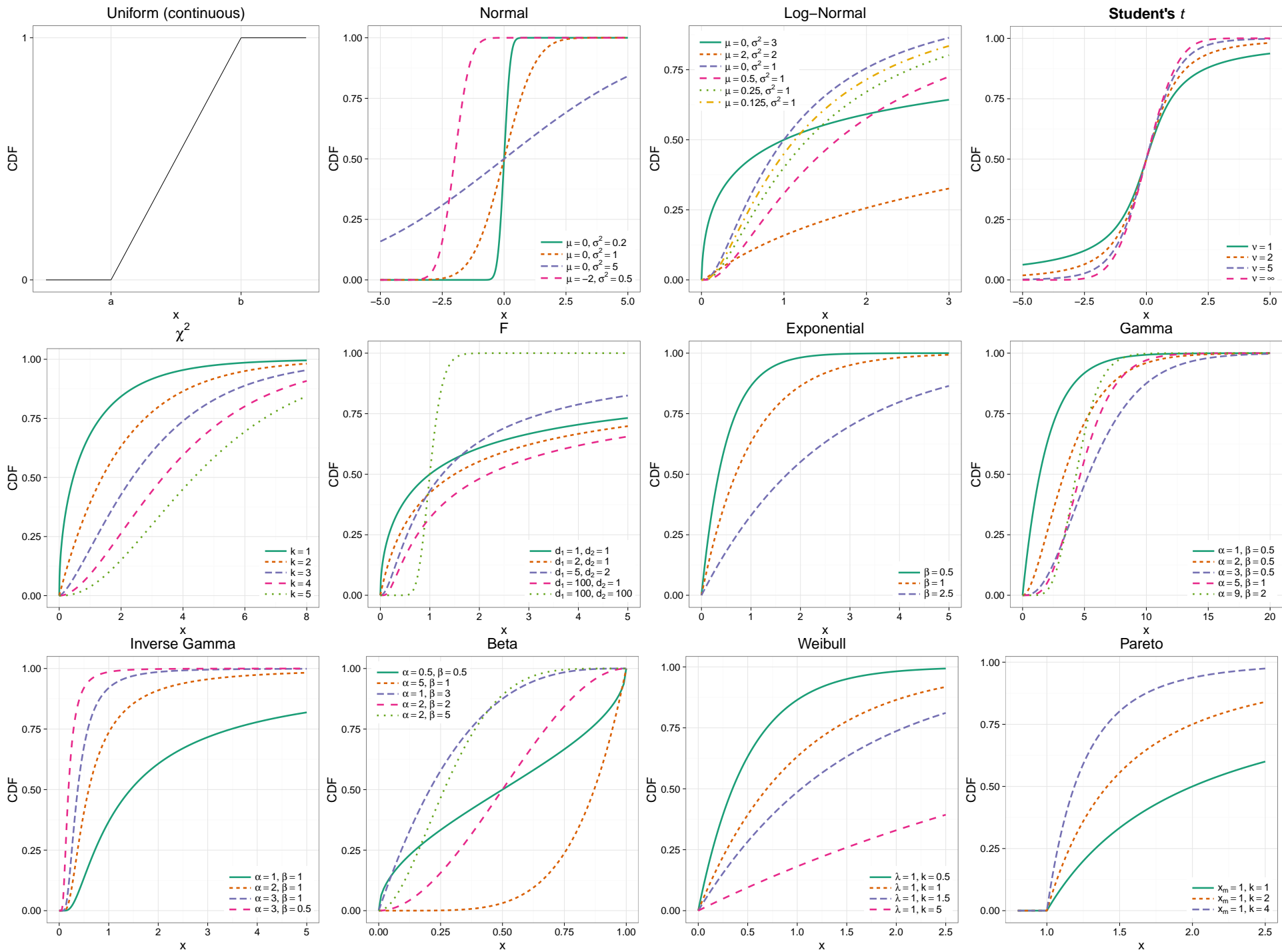


## 1.2 Continuous Distributions

	Notation	$F_X(x)$	$f_X(x)$	$\mathbb{E}[X]$	$\mathbb{V}[X]$	$M_X(s)$
Uniform	$\text{Unif}(a, b)$	$\begin{cases} 0 & x < a \\ \frac{x-a}{b-a} & a < x < b \\ 1 & x > b \end{cases}$	$\frac{I(a < x < b)}{b-a}$	$\frac{a+b}{2}$	$\frac{(b-a)^2}{12}$	$\frac{e^{sb} - e^{sa}}{s(b-a)}$
Normal	$\mathcal{N}(\mu, \sigma^2)$	$\Phi(x) = \int_{-\infty}^x \phi(t) dt$	$\phi(x) = \frac{1}{\sigma\sqrt{2\pi}} \exp\left\{-\frac{(x-\mu)^2}{2\sigma^2}\right\}$	$\mu$	$\sigma^2$	$\exp\left\{\mu s + \frac{\sigma^2 s^2}{2}\right\}$
Log-Normal	$\ln \mathcal{N}(\mu, \sigma^2)$	$\frac{1}{2} + \frac{1}{2} \operatorname{erf}\left[\frac{\ln x - \mu}{\sqrt{2\sigma^2}}\right]$	$\frac{1}{x\sqrt{2\pi\sigma^2}} \exp\left\{-\frac{(\ln x - \mu)^2}{2\sigma^2}\right\}$	$e^{\mu + \sigma^2/2}$	$(e^{\sigma^2} - 1)e^{2\mu + \sigma^2}$	
Multivariate Normal	$\text{MVN}(\mu, \Sigma)$		$(2\pi)^{-k/2}  \Sigma ^{-1/2} e^{-\frac{1}{2}(x-\mu)^T \Sigma^{-1}(x-\mu)}$	$\mu$	$\Sigma$	$\exp\left\{\mu^T s + \frac{1}{2} s^T \Sigma s\right\}$
Student's $t$	$\text{Student}(\nu)$	$I_x\left(\frac{\nu}{2}, \frac{\nu}{2}\right)$	$\frac{\Gamma(\frac{\nu+1}{2})}{\sqrt{\nu\pi}\Gamma(\frac{\nu}{2})} \left(1 + \frac{x^2}{\nu}\right)^{-(\nu+1)/2}$	$0 \quad \nu > 1$	$\begin{cases} \frac{\nu}{\nu-2} & \nu > 2 \\ \infty & 1 < \nu \leq 2 \end{cases}$	
Chi-square	$\chi_k^2$	$\frac{1}{\Gamma(k/2)} \gamma\left(\frac{k}{2}, \frac{x}{2}\right)$	$\frac{1}{2^{k/2}\Gamma(k/2)} x^{k/2-1} e^{-x/2}$	$k$	$2k$	$(1-2s)^{-k/2} s < 1/2$
F	$F(d_1, d_2)$	$I_{\frac{d_1 x}{d_1 x + d_2}}\left(\frac{d_1}{2}, \frac{d_1}{2}\right)$	$\frac{\sqrt{\frac{(d_1 x)^{d_1} d_2^{d_2}}{(d_1 x + d_2)^{d_1 + d_2}}}}{x B\left(\frac{d_1}{2}, \frac{d_2}{2}\right)}$	$\frac{d_2}{d_2 - 2}$	$\frac{2d_2^2(d_1 + d_2 - 2)}{d_1(d_2 - 2)^2(d_2 - 4)}$	
Exponential*	$\text{Exp}(\beta)$	$1 - e^{-x/\beta}$	$\frac{1}{\beta} e^{-x/\beta}$	$\beta$	$\beta^2$	$\frac{1}{1 - \frac{s}{\beta}} (s < \beta)$
Gamma*	$\text{Gamma}(\alpha, \beta)$	$\frac{\gamma(\alpha, \beta x)}{\Gamma(\alpha)}$	$\frac{\beta^\alpha}{\Gamma(\alpha)} x^{\alpha-1} e^{-\beta x}$	$\frac{\alpha}{\beta}$	$\frac{\alpha}{\beta^2}$	$\left(\frac{1}{1 - \frac{s}{\beta}}\right)^\alpha (s < \beta)$
Inverse Gamma	$\text{InvGamma}(\alpha, \beta)$	$\frac{\Gamma(\alpha, \frac{\beta}{x})}{\Gamma(\alpha)}$	$\frac{\beta^\alpha}{\Gamma(\alpha)} x^{-\alpha-1} e^{-\beta/x}$	$\frac{\beta}{\alpha-1} \quad \alpha > 1$	$\frac{\beta^2}{(\alpha-1)^2(\alpha-2)} \quad \alpha > 2$	$\frac{2(-\beta s)^{\alpha/2}}{\Gamma(\alpha)} K_\alpha(\sqrt{-4\beta s})$
Dirichlet	$\text{Dir}(\alpha)$		$\frac{\Gamma(\sum_{i=1}^k \alpha_i)}{\prod_{i=1}^k \Gamma(\alpha_i)} \prod_{i=1}^k x_i^{\alpha_i-1}$	$\frac{\alpha_i}{\sum_{i=1}^k \alpha_i}$	$\frac{\mathbb{E}[X_i](1 - \mathbb{E}[X_i])}{\sum_{i=1}^k \alpha_i + 1}$	
Beta	$\text{Beta}(\alpha, \beta)$	$I_x(\alpha, \beta)$	$\frac{\Gamma(\alpha + \beta)}{\Gamma(\alpha)\Gamma(\beta)} x^{\alpha-1} (1-x)^{\beta-1}$	$\frac{\alpha}{\alpha + \beta}$	$\frac{\alpha\beta}{(\alpha + \beta)^2(\alpha + \beta + 1)}$	$1 + \sum_{k=1}^{\infty} \left(\prod_{r=0}^{k-1} \frac{\alpha + r}{\alpha + \beta + r}\right) \frac{s^k}{k!}$
Weibull	$\text{Weibull}(\lambda, k)$	$1 - e^{-(x/\lambda)^k}$	$\frac{k}{\lambda} \left(\frac{x}{\lambda}\right)^{k-1} e^{-(x/\lambda)^k}$	$\lambda \Gamma\left(1 + \frac{1}{k}\right)$	$\lambda^2 \Gamma\left(1 + \frac{2}{k}\right) - \mu^2$	$\sum_{n=0}^{\infty} \frac{s^n \lambda^n}{n!} \Gamma\left(1 + \frac{n}{k}\right)$
Pareto	$\text{Pareto}(x_m, \alpha)$	$1 - \left(\frac{x_m}{x}\right)^\alpha \quad x \geq x_m$	$\alpha \frac{x_m^\alpha}{x^{\alpha+1}} \quad x \geq x_m$	$\frac{\alpha x_m}{\alpha - 1} \quad \alpha > 1$	$\frac{x_m^2 \alpha}{(\alpha - 1)^2(\alpha - 2)} \quad \alpha > 2$	$\alpha(-x_m s)^\alpha \Gamma(-\alpha, -x_m s) \quad s < 0$

\* We use the *rate* parameterization where  $\beta = \frac{1}{\lambda}$ . Some textbooks use  $\beta$  as *scale* parameter instead [6].





## 2 Probability Theory

### Definitions

- Sample space  $\Omega$
- Outcome (point or element)  $\omega \in \Omega$
- Event  $A \subseteq \Omega$
- $\sigma$ -algebra  $\mathcal{A}$ 
  1.  $\emptyset \in \mathcal{A}$
  2.  $A_1, A_2, \dots, \in \mathcal{A} \implies \bigcup_{i=1}^{\infty} A_i \in \mathcal{A}$
  3.  $A \in \mathcal{A} \implies \neg A \in \mathcal{A}$
- Probability Distribution  $\mathbb{P}$ 
  1.  $\mathbb{P}[A] \geq 0 \quad \forall A$
  2.  $\mathbb{P}[\Omega] = 1$
  3.  $\mathbb{P}\left[\bigcup_{i=1}^{\infty} A_i\right] = \sum_{i=1}^{\infty} \mathbb{P}[A_i]$
- Probability space  $(\Omega, \mathcal{A}, \mathbb{P})$

### Properties

- $\mathbb{P}[\emptyset] = 0$
- $B = \Omega \cap B = (A \cup \neg A) \cap B = (A \cap B) \cup (\neg A \cap B)$
- $\mathbb{P}[\neg A] = 1 - \mathbb{P}[A]$
- $\mathbb{P}[B] = \mathbb{P}[A \cap B] + \mathbb{P}[\neg A \cap B]$
- $\mathbb{P}[\Omega] = 1 \quad \mathbb{P}[\emptyset] = 0$
- $\neg(\bigcup_n A_n) = \bigcap_n \neg A_n \quad \neg(\bigcap_n A_n) = \bigcup_n \neg A_n \quad \text{DEMORGAN}$
- $\mathbb{P}[\bigcup_n A_n] = 1 - \mathbb{P}[\bigcap_n \neg A_n]$
- $\mathbb{P}[A \cup B] = \mathbb{P}[A] + \mathbb{P}[B] - \mathbb{P}[A \cap B]$   
 $\implies \mathbb{P}[A \cup B] \leq \mathbb{P}[A] + \mathbb{P}[B]$
- $\mathbb{P}[A \cup B] = \mathbb{P}[A \cap \neg B] + \mathbb{P}[\neg A \cap B] + \mathbb{P}[A \cap B]$
- $\mathbb{P}[A \cap \neg B] = \mathbb{P}[A] - \mathbb{P}[A \cap B]$

### Continuity of Probabilities

- $A_1 \subset A_2 \subset \dots \implies \lim_{n \rightarrow \infty} \mathbb{P}[A_n] = \mathbb{P}[A] \quad \text{where } A = \bigcup_{i=1}^{\infty} A_i$
- $A_1 \supset A_2 \supset \dots \implies \lim_{n \rightarrow \infty} \mathbb{P}[A_n] = \mathbb{P}[A] \quad \text{where } A = \bigcap_{i=1}^{\infty} A_i$

### Independence $\perp\!\!\!\perp$

$$A \perp\!\!\!\perp B \iff \mathbb{P}[A \cap B] = \mathbb{P}[A] \mathbb{P}[B]$$

### Conditional Probability

$$\mathbb{P}[A|B] = \frac{\mathbb{P}[A \cap B]}{\mathbb{P}[B]} \quad \mathbb{P}[B] > 0$$

### Law of Total Probability

$$\mathbb{P}[B] = \sum_{i=1}^n \mathbb{P}[B|A_i] \mathbb{P}[A_i] \quad \Omega = \bigsqcup_{i=1}^n A_i$$

### BAYES' THEOREM

$$\mathbb{P}[A_i|B] = \frac{\mathbb{P}[B|A_i] \mathbb{P}[A_i]}{\sum_{j=1}^n \mathbb{P}[B|A_j] \mathbb{P}[A_j]} \quad \Omega = \bigsqcup_{i=1}^n A_i$$

### Inclusion-Exclusion Principle

$$\left| \bigcup_{i=1}^n A_i \right| = \sum_{r=1}^n (-1)^{r-1} \sum_{i_1 < \dots < i_r \leq n} \left| \bigcap_{j=1}^r A_{i_j} \right|$$

## 3 Random Variables

### Random Variable (RV)

$$X : \Omega \rightarrow \mathbb{R}$$

### Probability Mass Function (PMF)

$$f_X(x) = \mathbb{P}[X = x] = \mathbb{P}[\{\omega \in \Omega : X(\omega) = x\}]$$

### Probability Density Function (PDF)

$$\mathbb{P}[a \leq X \leq b] = \int_a^b f(x) dx$$

### Cumulative Distribution Function (CDF)

$$F_X : \mathbb{R} \rightarrow [0, 1] \quad F_X(x) = \mathbb{P}[X \leq x]$$

1. Nondecreasing:  $x_1 < x_2 \implies F(x_1) \leq F(x_2)$
2. Normalized:  $\lim_{x \rightarrow -\infty} F(x) = 0$  and  $\lim_{x \rightarrow \infty} F(x) = 1$
3. Right-Continuous:  $\lim_{y \downarrow x} F(y) = F(x)$

$$\mathbb{P}[a \leq Y \leq b | X = x] = \int_a^b f_{Y|X}(y|x) dy \quad a \leq b$$

$$f_{Y|X}(y|x) = \frac{f(x, y)}{f_X(x)}$$

### Independence

1.  $\mathbb{P}[X \leq x, Y \leq y] = \mathbb{P}[X \leq x] \mathbb{P}[Y \leq y]$
2.  $f_{X,Y}(x, y) = f_X(x) f_Y(y)$



### 3.1 Transformations

Transformation function

$$Z = \varphi(X)$$

Discrete

$$f_Z(z) = \mathbb{P}[\varphi(X) = z] = \mathbb{P}[\{x : \varphi(x) = z\}] = \mathbb{P}[X \in \varphi^{-1}(z)] = \sum_{x \in \varphi^{-1}(z)} f_X(x)$$

Continuous

$$F_Z(z) = \mathbb{P}[\varphi(X) \leq z] = \int_{A_z} f(x) dx \quad \text{with } A_z = \{x : \varphi(x) \leq z\}$$

Special case if  $\varphi$  strictly monotone

$$f_Z(z) = f_X(\varphi^{-1}(z)) \left| \frac{d}{dz} \varphi^{-1}(z) \right| = f_X(x) \left| \frac{dx}{dz} \right| = f_X(x) \frac{1}{|J|}$$

The Rule of the Lazy Statistician

$$\mathbb{E}[Z] = \int \varphi(x) dF_X(x)$$

$$\mathbb{E}[I_A(x)] = \int I_A(x) dF_X(x) = \int_A dF_X(x) = \mathbb{P}[X \in A]$$

Convolution

- $Z := X + Y \quad f_Z(z) = \int_{-\infty}^{\infty} f_{X,Y}(x, z-x) dx \stackrel{X,Y \geq 0}{=} \int_0^z f_{X,Y}(x, z-x) dx$
- $Z := |X - Y| \quad f_Z(z) = 2 \int_0^{\infty} f_{X,Y}(x, z+x) dx$
- $Z := \frac{X}{Y} \quad f_Z(z) = \int_{-\infty}^{\infty} |x| f_{X,Y}(x, xz) dx \stackrel{\perp}{=} \int_{-\infty}^{\infty} x f_x(x) f_X(x) f_Y(xz) dx$

## 4 Expectation

Definition and properties

$$\bullet \mathbb{E}[X] = \mu_X = \begin{cases} \sum_x x f_X(x) & \text{X discrete} \\ \int x f_X(x) dx & \text{X continuous} \end{cases}$$

- $\mathbb{P}[X = c] = 1 \implies \mathbb{E}[X] = c$
- $\mathbb{E}[cX] = c \mathbb{E}[X]$
- $\mathbb{E}[X + Y] = \mathbb{E}[X] + \mathbb{E}[Y]$

- $\mathbb{E}[XY] = \int_{X,Y} xy f_{X,Y}(x, y) dF_X(x) dF_Y(y)$
- $\mathbb{E}[\varphi(Y)] \geq \varphi(\mathbb{E}[X])$  (cf. JENSEN inequality)
- $\mathbb{P}[X \geq Y] = 1 \implies \mathbb{E}[X] \geq \mathbb{E}[Y]$
- $\mathbb{P}[X = Y] = 1 \iff \mathbb{E}[X] = \mathbb{E}[Y]$
- $\mathbb{E}[X] = \sum_{x=1}^{\infty} \mathbb{P}[X \geq x]$  X discrete

Sample mean

$$\bar{X}_n = \frac{1}{n} \sum_{i=1}^n X_i$$

Conditional expectation

- $\mathbb{E}[Y | X = x] = \int y f(y | x) dy$
- $\mathbb{E}[X] = \mathbb{E}[\mathbb{E}[X | Y]]$
- $\mathbb{E}_{\varphi(X,Y) | X=x} [=] \int_{-\infty}^{\infty} \varphi(x, y) f_{Y|X}(y | x) dx$
- $\mathbb{E}[\varphi(Y, Z) | X = x] = \int_{-\infty}^{\infty} \varphi(y, z) f_{(Y,Z)|X}(y, z | x) dy dz$
- $\mathbb{E}[Y + Z | X] = \mathbb{E}[Y | X] + \mathbb{E}[Z | X]$
- $\mathbb{E}[\varphi(X)Y | X] = \varphi(X) \mathbb{E}[Y | X]$
- $\mathbb{E}[Y | X] = c \implies \text{Cov}[X, Y] = 0$

## 5 Variance

Definition and properties

- $\mathbb{V}[X] = \sigma_X^2 = \mathbb{E}[(X - \mathbb{E}[X])^2] = \mathbb{E}[X^2] - \mathbb{E}[X]^2$
- $\mathbb{V}\left[\sum_{i=1}^n X_i\right] = \sum_{i=1}^n \mathbb{V}[X_i] + \sum_{i \neq j} \text{Cov}[X_i, X_j]$
- $\mathbb{V}\left[\sum_{i=1}^n X_i\right] = \sum_{i=1}^n \mathbb{V}[X_i]$  if  $X_i \perp\!\!\!\perp X_j$

Standard deviation

$$\text{sd}[X] = \sqrt{\mathbb{V}[X]} = \sigma_X$$

Covariance

- $\text{Cov}[X, Y] = \mathbb{E}[(X - \mathbb{E}[X])(Y - \mathbb{E}[Y])] = \mathbb{E}[XY] - \mathbb{E}[X] \mathbb{E}[Y]$
- $\text{Cov}[X, a] = 0$
- $\text{Cov}[X, X] = \mathbb{V}[X]$
- $\text{Cov}[X, Y] = \text{Cov}[Y, X]$

- $\text{Cov}[aX, bY] = ab\text{Cov}[X, Y]$
- $\text{Cov}[X + a, Y + b] = \text{Cov}[X, Y]$
- $\text{Cov}\left[\sum_{i=1}^n X_i, \sum_{j=1}^m Y_j\right] = \sum_{i=1}^n \sum_{j=1}^m \text{Cov}[X_i, Y_j]$

Correlation

$$\rho[X, Y] = \frac{\text{Cov}[X, Y]}{\sqrt{\mathbb{V}[X]\mathbb{V}[Y]}}$$

Independence

$$X \perp\!\!\!\perp Y \implies \rho[X, Y] = 0 \iff \text{Cov}[X, Y] = 0 \iff \mathbb{E}[XY] = \mathbb{E}[X]\mathbb{E}[Y]$$

Sample variance

$$S^2 = \frac{1}{n-1} \sum_{i=1}^n (X_i - \bar{X}_n)^2$$

Conditional variance

- $\mathbb{V}[Y|X] = \mathbb{E}[(Y - \mathbb{E}[Y|X])^2|X] = \mathbb{E}[Y^2|X] - \mathbb{E}[Y|X]^2$
- $\mathbb{V}[Y] = \mathbb{E}[\mathbb{V}[Y|X]] + \mathbb{V}[\mathbb{E}[Y|X]]$

## 6 Inequalities

CAUCHY-SCHWARZ

$$\mathbb{E}[XY]^2 \leq \mathbb{E}[X^2]\mathbb{E}[Y^2]$$

MARKOV

$$\mathbb{P}[\varphi(X) \geq t] \leq \frac{\mathbb{E}[\varphi(X)]}{t}$$

CHEBYSHEV

$$\mathbb{P}[|X - \mathbb{E}[X]| \geq t] \leq \frac{\mathbb{V}[X]}{t^2}$$

CHERNOFF

$$\mathbb{P}[X \geq (1 + \delta)\mu] \leq \left(\frac{e^\delta}{(1 + \delta)^{1 + \delta}}\right) \quad \delta > -1$$

HOEFFDING

$$X_1, \dots, X_n \text{ independent} \wedge \mathbb{P}[X_i \in [a_i, b_i]] = 1 \wedge 1 \leq i \leq n$$

$$\mathbb{P}[\bar{X} - \mathbb{E}[\bar{X}] \geq t] \leq e^{-2nt^2} \quad t > 0$$

$$\mathbb{P}[|\bar{X} - \mathbb{E}[\bar{X}]| \geq t] \leq 2 \exp\left\{-\frac{2n^2 t^2}{\sum_{i=1}^n (b_i - a_i)^2}\right\} \quad t > 0$$

JENSEN

$$\mathbb{E}[\varphi(X)] \geq \varphi(\mathbb{E}[X]) \quad \varphi \text{ convex}$$

## 7 Distribution Relationships

Binomial

- $X_i \sim \text{Bern}(p) \implies \sum_{i=1}^n X_i \sim \text{Bin}(n, p)$
- $X \sim \text{Bin}(n, p), Y \sim \text{Bin}(m, p) \implies X + Y \sim \text{Bin}(n + m, p)$
- $\lim_{n \rightarrow \infty} \text{Bin}(n, p) = \text{Po}(np) \quad (n \text{ large, } p \text{ small})$
- $\lim_{n \rightarrow \infty} \text{Bin}(n, p) = \mathcal{N}(np, np(1 - p)) \quad (n \text{ large, } p \text{ far from 0 and 1})$

Negative Binomial

- $X \sim \text{NBin}(1, p) = \text{Geo}(p)$
- $X \sim \text{NBin}(r, p) = \sum_{i=1}^r \text{Geo}(p)$
- $X_i \sim \text{NBin}(r_i, p) \implies \sum X_i \sim \text{NBin}(\sum r_i, p)$
- $X \sim \text{NBin}(r, p) \cdot Y \sim \text{Bin}(s + r, p) \implies \mathbb{P}[X \leq s] = \mathbb{P}[Y \geq r]$

Poisson

- $X_i \sim \text{Po}(\lambda_i) \wedge X_i \perp\!\!\!\perp X_j \implies \sum_{i=1}^n X_i \sim \text{Po}\left(\sum_{i=1}^n \lambda_i\right)$
- $X_i \sim \text{Po}(\lambda_i) \wedge X_i \perp\!\!\!\perp X_j \implies X_i \left| \sum_{j=1}^n X_j \sim \text{Bin}\left(\sum_{j=1}^n X_j, \frac{\lambda_i}{\sum_{j=1}^n \lambda_j}\right)\right.$

Exponential

- $X_i \sim \text{Exp}(\beta) \wedge X_i \perp\!\!\!\perp X_j \implies \sum_{i=1}^n X_i \sim \text{Gamma}(n, \beta)$
- Memoryless property:  $\mathbb{P}[X > x + y | X > y] = \mathbb{P}[X > x]$

Normal

- $X \sim \mathcal{N}(\mu, \sigma^2) \implies \left(\frac{X - \mu}{\sigma}\right) \sim \mathcal{N}(0, 1)$
- $X \sim \mathcal{N}(\mu, \sigma^2) \wedge Z = aX + b \implies Z \sim \mathcal{N}(a\mu + b, a^2\sigma^2)$
- $X_i \sim \mathcal{N}(\mu_i, \sigma_i^2) \wedge X_i \perp\!\!\!\perp X_j \implies \sum_i X_i \sim \mathcal{N}(\sum_i \mu_i, \sum_i \sigma_i^2)$
- $\mathbb{P}[a < X \leq b] = \Phi\left(\frac{b - \mu}{\sigma}\right) - \Phi\left(\frac{a - \mu}{\sigma}\right)$
- $\Phi(-x) = 1 - \Phi(x) \quad \phi'(x) = -x\phi(x) \quad \phi''(x) = (x^2 - 1)\phi(x)$
- Upper quantile of  $\mathcal{N}(0, 1)$ :  $z_\alpha = \Phi^{-1}(1 - \alpha)$

Gamma

- $X \sim \text{Gamma}(\alpha, \beta) \iff X/\beta \sim \text{Gamma}(\alpha, 1)$
- $\text{Gamma}(\alpha, \beta) \sim \sum_{i=1}^\alpha \text{Exp}(\beta)$
- $X_i \sim \text{Gamma}(\alpha_i, \beta) \wedge X_i \perp\!\!\!\perp X_j \implies \sum_i X_i \sim \text{Gamma}(\sum_i \alpha_i, \beta)$

- $\frac{\Gamma(\alpha)}{\lambda^\alpha} = \int_0^\infty x^{\alpha-1} e^{-\lambda x} dx$

Beta

- $\frac{1}{\mathbb{B}(\alpha, \beta)} x^{\alpha-1} (1-x)^{\beta-1} = \frac{\Gamma(\alpha + \beta)}{\Gamma(\alpha)\Gamma(\beta)} x^{\alpha-1} (1-x)^{\beta-1}$
- $\mathbb{E}[X^k] = \frac{\mathbb{B}(\alpha + k, \beta)}{\mathbb{B}(\alpha, \beta)} = \frac{\alpha + k - 1}{\alpha + \beta + k - 1} \mathbb{E}[X^{k-1}]$
- Beta(1, 1)  $\sim$  Unif(0, 1)

## 8 Probability and Moment Generating Functions

- $G_X(t) = \mathbb{E}[t^X] \quad |t| < 1$
- $M_X(t) = G_X(e^t) = \mathbb{E}[e^{Xt}] = \mathbb{E}\left[\sum_{i=0}^{\infty} \frac{(Xt)^i}{i!}\right] = \sum_{i=0}^{\infty} \frac{\mathbb{E}[X^i]}{i!} \cdot t^i$
- $\mathbb{P}[X = 0] = G_X(0)$
- $\mathbb{P}[X = 1] = G'_X(0)$
- $\mathbb{P}[X = i] = \frac{G_X^{(i)}(0)}{i!}$
- $\mathbb{E}[X] = G'_X(1^-)$
- $\mathbb{E}[X^k] = M_X^{(k)}(0)$
- $\mathbb{E}\left[\frac{X!}{(X-k)!}\right] = G_X^{(k)}(1^-)$
- $\mathbb{V}[X] = G''_X(1^-) + G'_X(1^-) - (G'_X(1^-))^2$
- $G_X(t) = G_Y(t) \implies X \stackrel{d}{=} Y$

## 9 Multivariate Distributions

### 9.1 Standard Bivariate Normal

Let  $X, Y \sim \mathcal{N}(0, 1) \wedge X \perp\!\!\!\perp Z$  where  $Y = \rho X + \sqrt{1 - \rho^2} Z$

Joint density

$$f(x, y) = \frac{1}{2\pi\sqrt{1 - \rho^2}} \exp\left\{-\frac{x^2 + y^2 - 2\rho xy}{2(1 - \rho^2)}\right\}$$

Conditionals

$$(Y | X = x) \sim \mathcal{N}(\rho x, 1 - \rho^2) \quad \text{and} \quad (X | Y = y) \sim \mathcal{N}(\rho y, 1 - \rho^2)$$

Independence

$$X \perp\!\!\!\perp Y \iff \rho = 0$$

### 9.2 Bivariate Normal

Let  $X \sim \mathcal{N}(\mu_x, \sigma_x^2)$  and  $Y \sim \mathcal{N}(\mu_y, \sigma_y^2)$ .

$$f(x, y) = \frac{1}{2\pi\sigma_x\sigma_y\sqrt{1 - \rho^2}} \exp\left\{-\frac{z}{2(1 - \rho^2)}\right\}$$

$$z = \left[\left(\frac{x - \mu_x}{\sigma_x}\right)^2 + \left(\frac{y - \mu_y}{\sigma_y}\right)^2 - 2\rho\left(\frac{x - \mu_x}{\sigma_x}\right)\left(\frac{y - \mu_y}{\sigma_y}\right)\right]$$

Conditional mean and variance

$$\mathbb{E}[X | Y] = \mathbb{E}[X] + \rho \frac{\sigma_X}{\sigma_Y} (Y - \mathbb{E}[Y])$$

$$\mathbb{V}[X | Y] = \sigma_X \sqrt{1 - \rho^2}$$

### 9.3 Multivariate Normal

Covariance matrix  $\Sigma$  (Precision matrix  $\Sigma^{-1}$ )

$$\Sigma = \begin{pmatrix} \mathbb{V}[X_1] & \cdots & \text{Cov}[X_1, X_k] \\ \vdots & \ddots & \vdots \\ \text{Cov}[X_k, X_1] & \cdots & \mathbb{V}[X_k] \end{pmatrix}$$

If  $X \sim \mathcal{N}(\mu, \Sigma)$ ,

$$f_X(x) = (2\pi)^{-n/2} |\Sigma|^{-1/2} \exp\left\{-\frac{1}{2}(x - \mu)^T \Sigma^{-1} (x - \mu)\right\}$$

Properties

- $Z \sim \mathcal{N}(0, 1) \wedge X = \mu + \Sigma^{1/2} Z \implies X \sim \mathcal{N}(\mu, \Sigma)$
- $X \sim \mathcal{N}(\mu, \Sigma) \implies \Sigma^{-1/2}(X - \mu) \sim \mathcal{N}(0, 1)$
- $X \sim \mathcal{N}(\mu, \Sigma) \implies AX \sim \mathcal{N}(A\mu, A\Sigma A^T)$
- $X \sim \mathcal{N}(\mu, \Sigma) \wedge \|a\| = k \implies a^T X \sim \mathcal{N}(a^T \mu, a^T \Sigma a)$

## 10 Convergence

Let  $\{X_1, X_2, \dots\}$  be a sequence of RV's and let  $X$  be another RV. Let  $F_n$  denote the CDF of  $X_n$  and let  $F$  denote the CDF of  $X$ .

Types of Convergence

1. In distribution (weakly, in law):  $X_n \xrightarrow{D} X$

$$\lim_{n \rightarrow \infty} F_n(t) = F(t) \quad \forall t \text{ where } F \text{ continuous}$$

2. In probability:  $X_n \xrightarrow{P} X$

$$(\forall \varepsilon > 0) \lim_{n \rightarrow \infty} \mathbb{P}[|X_n - X| > \varepsilon] = 0$$

3. Almost surely (strongly):  $X_n \xrightarrow{as} X$

$$\mathbb{P}\left[\lim_{n \rightarrow \infty} X_n = X\right] = \mathbb{P}\left[\omega \in \Omega : \lim_{n \rightarrow \infty} X_n(\omega) = X(\omega)\right] = 1$$

4. In quadratic mean ( $L_2$ ):  $X_n \xrightarrow{qm} X$

$$\lim_{n \rightarrow \infty} \mathbb{E}[(X_n - X)^2] = 0$$

### Relationships

- $X_n \xrightarrow{qm} X \implies X_n \xrightarrow{P} X \implies X_n \xrightarrow{D} X$
- $X_n \xrightarrow{as} X \implies X_n \xrightarrow{P} X$
- $X_n \xrightarrow{D} X \wedge (\exists c \in \mathbb{R}) \mathbb{P}[X = c] = 1 \implies X_n \xrightarrow{P} X$
- $X_n \xrightarrow{P} X \wedge Y_n \xrightarrow{P} Y \implies X_n + Y_n \xrightarrow{P} X + Y$
- $X_n \xrightarrow{qm} X \wedge Y_n \xrightarrow{qm} Y \implies X_n + Y_n \xrightarrow{qm} X + Y$
- $X_n \xrightarrow{P} X \wedge Y_n \xrightarrow{P} Y \implies X_n Y_n \xrightarrow{P} XY$
- $X_n \xrightarrow{P} X \implies \varphi(X_n) \xrightarrow{P} \varphi(X)$
- $X_n \xrightarrow{D} X \implies \varphi(X_n) \xrightarrow{D} \varphi(X)$
- $X_n \xrightarrow{qm} b \iff \lim_{n \rightarrow \infty} \mathbb{E}[X_n] = b \wedge \lim_{n \rightarrow \infty} \mathbb{V}[X_n] = 0$
- $X_1, \dots, X_n \text{ IID} \wedge \mathbb{E}[X] = \mu \wedge \mathbb{V}[X] < \infty \iff \bar{X}_n \xrightarrow{qm} \mu$

### SLUTZKY'S THEOREM

- $X_n \xrightarrow{D} X$  and  $Y_n \xrightarrow{P} c \implies X_n + Y_n \xrightarrow{D} X + c$
- $X_n \xrightarrow{D} X$  and  $Y_n \xrightarrow{P} c \implies X_n Y_n \xrightarrow{D} cX$
- In general:  $X_n \xrightarrow{D} X$  and  $Y_n \xrightarrow{D} Y \not\implies X_n + Y_n \xrightarrow{D} X + Y$

## 10.1 Law of Large Numbers (LLN)

Let  $\{X_1, \dots, X_n\}$  be a sequence of IID RV's,  $\mathbb{E}[X_1] = \mu$ .

Weak (WLLN)

$$\bar{X}_n \xrightarrow{P} \mu \quad n \rightarrow \infty$$

Strong (SLLN)

$$\bar{X}_n \xrightarrow{as} \mu \quad n \rightarrow \infty$$

## 10.2 Central Limit Theorem (CLT)

Let  $\{X_1, \dots, X_n\}$  be a sequence of IID RV's,  $\mathbb{E}[X_1] = \mu$ , and  $\mathbb{V}[X_1] = \sigma^2$ .

$$Z_n := \frac{\bar{X}_n - \mu}{\sqrt{\mathbb{V}[\bar{X}_n]}} = \frac{\sqrt{n}(\bar{X}_n - \mu)}{\sigma} \xrightarrow{D} Z \quad \text{where } Z \sim \mathcal{N}(0, 1)$$

$$\lim_{n \rightarrow \infty} \mathbb{P}[Z_n \leq z] = \Phi(z) \quad z \in \mathbb{R}$$

CLT notations

$$Z_n \approx \mathcal{N}(0, 1)$$

$$\bar{X}_n \approx \mathcal{N}\left(\mu, \frac{\sigma^2}{n}\right)$$

$$\bar{X}_n - \mu \approx \mathcal{N}\left(0, \frac{\sigma^2}{n}\right)$$

$$\sqrt{n}(\bar{X}_n - \mu) \approx \mathcal{N}(0, \sigma^2)$$

$$\frac{\sqrt{n}(\bar{X}_n - \mu)}{\sigma} \approx \mathcal{N}(0, 1)$$

Continuity correction

$$\mathbb{P}[\bar{X}_n \leq x] \approx \Phi\left(\frac{x + \frac{1}{2} - \mu}{\sigma/\sqrt{n}}\right)$$

$$\mathbb{P}[\bar{X}_n \geq x] \approx 1 - \Phi\left(\frac{x - \frac{1}{2} - \mu}{\sigma/\sqrt{n}}\right)$$

Delta method

$$Y_n \approx \mathcal{N}\left(\mu, \frac{\sigma^2}{n}\right) \implies \varphi(Y_n) \approx \mathcal{N}\left(\varphi(\mu), (\varphi'(\mu))^2 \frac{\sigma^2}{n}\right)$$

## 11 Statistical Inference

Let  $X_1, \dots, X_n \stackrel{iid}{\sim} F$  if not otherwise noted.

### 11.1 Point Estimation

- Point estimator  $\hat{\theta}_n$  of  $\theta$  is a RV:  $\hat{\theta}_n = g(X_1, \dots, X_n)$
- bias( $\hat{\theta}_n$ ) =  $\mathbb{E}[\hat{\theta}_n] - \theta$
- Consistency:  $\hat{\theta}_n \xrightarrow{P} \theta$
- Sampling distribution:  $F(\hat{\theta}_n)$
- Standard error:  $\text{se}(\hat{\theta}_n) = \sqrt{\mathbb{V}[\hat{\theta}_n]}$

- Mean squared error:  $\text{MSE} = \mathbb{E} [(\hat{\theta}_n - \theta)^2] = \text{bias}(\hat{\theta}_n)^2 + \mathbb{V} [\hat{\theta}_n]$
- $\lim_{n \rightarrow \infty} \text{bias}(\hat{\theta}_n) = 0 \wedge \lim_{n \rightarrow \infty} \text{se}(\hat{\theta}_n) = 0 \implies \hat{\theta}_n$  is consistent
- Asymptotic normality:  $\frac{\hat{\theta}_n - \theta}{\text{se}} \xrightarrow{D} \mathcal{N}(0, 1)$
- SLUTZKY'S THEOREM often lets us replace  $\text{se}(\hat{\theta}_n)$  by some (weakly) consistent estimator  $\hat{\sigma}_n$ .

## 11.2 Normal-Based Confidence Interval

Suppose  $\hat{\theta}_n \approx \mathcal{N}(\theta, \hat{\text{se}}^2)$ . Let  $z_{\alpha/2} = \Phi^{-1}(1 - (\alpha/2))$ , i.e.,  $\mathbb{P}[Z > z_{\alpha/2}] = \alpha/2$  and  $\mathbb{P}[-z_{\alpha/2} < Z < z_{\alpha/2}] = 1 - \alpha$  where  $Z \sim \mathcal{N}(0, 1)$ . Then

$$C_n = \hat{\theta}_n \pm z_{\alpha/2} \hat{\text{se}}$$

## 11.3 Empirical distribution

Empirical Distribution Function (ECDF)

$$\hat{F}_n(x) = \frac{\sum_{i=1}^n I(X_i \leq x)}{n}$$

$$I(X_i \leq x) = \begin{cases} 1 & X_i \leq x \\ 0 & X_i > x \end{cases}$$

Properties (for any fixed  $x$ )

- $\mathbb{E} [\hat{F}_n] = F(x)$
- $\mathbb{V} [\hat{F}_n] = \frac{F(x)(1 - F(x))}{n}$
- $\text{MSE} = \frac{F(x)(1 - F(x))}{n} \xrightarrow{D} 0$
- $\hat{F}_n \xrightarrow{P} F(x)$

DVORETZKY-KIEFER-WOLFOWITZ (DKW) inequality ( $X_1, \dots, X_n \sim F$ )

$$\mathbb{P} \left[ \sup_x |F(x) - \hat{F}_n(x)| > \varepsilon \right] = 2e^{-2n\varepsilon^2}$$

Nonparametric  $1 - \alpha$  confidence band for  $F$

$$L(x) = \max\{\hat{F}_n - \epsilon_n, 0\}$$

$$U(x) = \min\{\hat{F}_n + \epsilon_n, 1\}$$

$$\epsilon = \sqrt{\frac{1}{2n} \log\left(\frac{2}{\alpha}\right)}$$

$$\mathbb{P}[L(x) \leq F(x) \leq U(x) \forall x] \geq 1 - \alpha$$

## 11.4 Statistical Functionals

- Statistical functional:  $T(F)$
- Plug-in estimator of  $\theta = (F)$ :  $\hat{\theta}_n = T(\hat{F}_n)$
- Linear functional:  $T(F) = \int \varphi(x) dF_X(x)$
- Plug-in estimator for linear functional:

$$T(\hat{F}_n) = \int \varphi(x) d\hat{F}_n(x) = \frac{1}{n} \sum_{i=1}^n \varphi(X_i)$$

- Often:  $T(\hat{F}_n) \approx \mathcal{N}(T(F), \hat{\text{se}}^2) \implies T(\hat{F}_n) \pm z_{\alpha/2} \hat{\text{se}}$
- $p^{\text{th}}$  quantile:  $F^{-1}(p) = \inf\{x : F(x) \geq p\}$
- $\hat{\mu} = \bar{X}_n$
- $\hat{\sigma}^2 = \frac{1}{n-1} \sum_{i=1}^n (X_i - \bar{X}_n)^2$
- $\hat{\kappa} = \frac{\frac{1}{n} \sum_{i=1}^n (X_i - \hat{\mu})^3}{\hat{\sigma}^3}$
- $\hat{\rho} = \frac{\sum_{i=1}^n (X_i - \bar{X}_n)(Y_i - \bar{Y}_n)}{\sqrt{\sum_{i=1}^n (X_i - \bar{X}_n)^2} \sqrt{\sum_{i=1}^n (Y_i - \bar{Y}_n)^2}}$

## 12 Parametric Inference

Let  $\mathfrak{F} = \{f(x; \theta) : \theta \in \Theta\}$  be a parametric model with parameter space  $\Theta \subset \mathbb{R}^k$  and parameter  $\theta = (\theta_1, \dots, \theta_k)$ .

### 12.1 Method of Moments

$j^{\text{th}}$  moment

$$\alpha_j(\theta) = \mathbb{E}[X^j] = \int x^j dF_X(x)$$

$j^{\text{th}}$  sample moment

$$\hat{\alpha}_j = \frac{1}{n} \sum_{i=1}^n X_i^j$$

Method of Moments estimator (MoM)

$$\alpha_1(\theta) = \hat{\alpha}_1$$

$$\alpha_2(\theta) = \hat{\alpha}_2$$

$$\vdots = \vdots$$

$$\alpha_k(\theta) = \hat{\alpha}_k$$

Properties of the MoM estimator

- $\widehat{\theta}_n$  exists with probability tending to 1
- Consistency:  $\widehat{\theta}_n \xrightarrow{P} \theta$
- Asymptotic normality:

$$\sqrt{n}(\widehat{\theta} - \theta) \xrightarrow{D} \mathcal{N}(0, \Sigma)$$

where  $\Sigma = g\mathbb{E}[YY^T]g^T$ ,  $Y = (X, X^2, \dots, X^k)^T$ ,  $g = (g_1, \dots, g_k)$  and  $g_j = \frac{\partial}{\partial \theta} \alpha_j^{-1}(\theta)$

## 12.2 Maximum Likelihood

Likelihood:  $\mathcal{L}_n : \Theta \rightarrow [0, \infty)$

$$\mathcal{L}_n(\theta) = \prod_{i=1}^n f(X_i; \theta)$$

Log-likelihood

$$\ell_n(\theta) = \log \mathcal{L}_n(\theta) = \sum_{i=1}^n \log f(X_i; \theta)$$

Maximum likelihood estimator (MLE)

$$\mathcal{L}_n(\widehat{\theta}_n) = \sup_{\theta} \mathcal{L}_n(\theta)$$

Score function

$$s(X; \theta) = \frac{\partial}{\partial \theta} \log f(X; \theta)$$

Fisher information

$$I(\theta) = \mathbb{V}_{\theta} [s(X; \theta)]$$

$$I_n(\theta) = nI(\theta)$$

Fisher information (exponential family)

$$I(\theta) = \mathbb{E}_{\theta} \left[ -\frac{\partial}{\partial \theta} s(X; \theta) \right]$$

Observed Fisher information

$$I_n^{obs}(\theta) = -\frac{\partial^2}{\partial \theta^2} \sum_{i=1}^n \log f(X_i; \theta)$$

Properties of the MLE

- Consistency:  $\widehat{\theta}_n \xrightarrow{P} \theta$

- Equivariance:  $\widehat{\theta}_n$  is the MLE  $\implies \varphi(\widehat{\theta}_n)$  is the MLE of  $\varphi(\theta)$
- Asymptotic optimality (or efficiency), i.e., smallest variance for large samples. If  $\widetilde{\theta}_n$  is any other estimator, the asymptotic relative efficiency is:

$$1. \text{ se} \approx \sqrt{1/I_n(\theta)}$$

$$\frac{(\widehat{\theta}_n - \theta)}{\text{se}} \xrightarrow{D} \mathcal{N}(0, 1)$$

$$2. \widehat{\text{se}} \approx \sqrt{1/I_n(\widehat{\theta}_n)}$$

$$\frac{(\widehat{\theta}_n - \theta)}{\widehat{\text{se}}} \xrightarrow{D} \mathcal{N}(0, 1)$$

- Asymptotic optimality

$$\text{ARE}(\widehat{\theta}_n, \widetilde{\theta}_n) = \frac{\mathbb{V} \left[ \widehat{\theta}_n \right]}{\mathbb{V} \left[ \widetilde{\theta}_n \right]} \leq 1$$

- Approximately the Bayes estimator

### 12.2.1 Delta Method

If  $\tau = \varphi(\widehat{\theta})$  where  $\varphi$  is differentiable and  $\varphi'(\theta) \neq 0$ :

$$\frac{(\widehat{\tau}_n - \tau)}{\widehat{\text{se}}(\widehat{\tau})} \xrightarrow{D} \mathcal{N}(0, 1)$$

where  $\widehat{\tau} = \varphi(\widehat{\theta})$  is the MLE of  $\tau$  and

$$\widehat{\text{se}} = \left| \varphi'(\widehat{\theta}) \right| \widehat{\text{se}}(\widehat{\theta}_n)$$

## 12.3 Multiparameter Models

Let  $\theta = (\theta_1, \dots, \theta_k)$  and  $\widehat{\theta} = (\widehat{\theta}_1, \dots, \widehat{\theta}_k)$  be the MLE.

$$H_{jj} = \frac{\partial^2 \ell_n}{\partial \theta_j^2} \quad H_{jk} = \frac{\partial^2 \ell_n}{\partial \theta_j \partial \theta_k}$$

Fisher information matrix

$$I_n(\theta) = - \begin{bmatrix} \mathbb{E}_{\theta} [H_{11}] & \cdots & \mathbb{E}_{\theta} [H_{1k}] \\ \vdots & \ddots & \vdots \\ \mathbb{E}_{\theta} [H_{k1}] & \cdots & \mathbb{E}_{\theta} [H_{kk}] \end{bmatrix}$$

Under appropriate regularity conditions

$$(\widehat{\theta} - \theta) \approx \mathcal{N}(0, J_n)$$

with  $J_n(\theta) = I_n^{-1}$ . Further, if  $\hat{\theta}_j$  is the  $j^{\text{th}}$  component of  $\theta$ , then

$$\frac{(\hat{\theta}_j - \theta_j)}{\widehat{\text{se}}_j} \xrightarrow{D} \mathcal{N}(0, 1)$$

where  $\widehat{\text{se}}_j^2 = J_n(j, j)$  and  $\text{Cov}[\hat{\theta}_j, \hat{\theta}_k] = J_n(j, k)$

### 12.3.1 Multiparameter delta method

Let  $\tau = \varphi(\theta_1, \dots, \theta_k)$  and let the gradient of  $\varphi$  be

$$\nabla\varphi = \begin{pmatrix} \frac{\partial\varphi}{\partial\theta_1} \\ \vdots \\ \frac{\partial\varphi}{\partial\theta_k} \end{pmatrix}$$

Suppose  $\nabla\varphi|_{\theta=\hat{\theta}} \neq 0$  and  $\hat{\tau} = \varphi(\hat{\theta})$ . Then,

$$\frac{(\hat{\tau} - \tau)}{\widehat{\text{se}}(\hat{\tau})} \xrightarrow{D} \mathcal{N}(0, 1)$$

where

$$\widehat{\text{se}}(\hat{\tau}) = \sqrt{(\widehat{\nabla}\varphi)^T \widehat{J}_n(\widehat{\nabla}\varphi)}$$

and  $\widehat{J}_n = J_n(\hat{\theta})$  and  $\widehat{\nabla}\varphi = \nabla\varphi|_{\theta=\hat{\theta}}$ .

## 12.4 Parametric Bootstrap

Sample from  $f(x; \hat{\theta}_n)$  instead of from  $\widehat{F}_n$ , where  $\hat{\theta}_n$  could be the MLE or method of moments estimator.

## 13 Hypothesis Testing

$$H_0 : \theta \in \Theta_0 \quad \text{versus} \quad H_1 : \theta \in \Theta_1$$

Definitions

- Null hypothesis  $H_0$
- Alternative hypothesis  $H_1$
- Simple hypothesis  $\theta = \theta_0$
- Composite hypothesis  $\theta > \theta_0$  or  $\theta < \theta_0$
- Two-sided test:  $H_0 : \theta = \theta_0$  versus  $H_1 : \theta \neq \theta_0$
- One-sided test:  $H_0 : \theta \leq \theta_0$  versus  $H_1 : \theta > \theta_0$

- Critical value  $c$
- Test statistic  $T$
- Rejection region  $R = \{x : T(x) > c\}$
- Power function  $\beta(\theta) = \mathbb{P}[X \in R]$
- Power of a test:  $1 - \mathbb{P}[\text{Type II error}] = 1 - \beta = \inf_{\theta \in \Theta_1} \beta(\theta)$
- Test size:  $\alpha = \mathbb{P}[\text{Type I error}] = \sup_{\theta \in \Theta_0} \beta(\theta)$

	Retain $H_0$	Reject $H_0$
$H_0$ true	✓	Type I Error ( $\alpha$ )
$H_1$ true	Type II Error ( $\beta$ )	✓ (power)

p-value

- p-value =  $\sup_{\theta \in \Theta_0} \mathbb{P}_\theta [T(X) \geq T(x)] = \inf\{\alpha : T(x) \in R_\alpha\}$
- p-value =  $\sup_{\theta \in \Theta_0} \underbrace{\mathbb{P}_\theta [T(X^*) \geq T(X)]}_{1 - F_\theta(T(X)) \text{ since } T(X^*) \sim F_\theta} = \inf\{\alpha : T(X) \in R_\alpha\}$

p-value	evidence
< 0.01	very strong evidence against $H_0$
0.01 – 0.05	strong evidence against $H_0$
0.05 – 0.1	weak evidence against $H_0$
> 0.1	little or no evidence against $H_0$

Wald test

- Two-sided test
- Reject  $H_0$  when  $|W| > z_{\alpha/2}$  where  $W = \frac{\hat{\theta} - \theta_0}{\widehat{\text{se}}}$
- $\mathbb{P}[|W| > z_{\alpha/2}] \rightarrow \alpha$
- p-value =  $\mathbb{P}_{\theta_0}[|W| > |w|] \approx \mathbb{P}[|Z| > |w|] = 2\Phi(-|w|)$

Likelihood ratio test

- $T(X) = \frac{\sup_{\theta \in \Theta} \mathcal{L}_n(\theta)}{\sup_{\theta \in \Theta_0} \mathcal{L}_n(\theta)} = \frac{\mathcal{L}_n(\hat{\theta}_n)}{\mathcal{L}_n(\hat{\theta}_{n,0})}$
- $\lambda(X) = 2 \log T(X) \xrightarrow{D} \chi_{r-q}^2$  where  $\sum_{i=1}^k Z_i^2 \sim \chi_k^2$  and  $Z_1, \dots, Z_k \stackrel{iid}{\sim} \mathcal{N}(0, 1)$
- p-value =  $\mathbb{P}_{\theta_0}[\lambda(X) > \lambda(x)] \approx \mathbb{P}[\chi_{r-q}^2 > \lambda(x)]$

## Multinomial LRT

- MLE:  $\hat{p}_n = \left( \frac{X_1}{n}, \dots, \frac{X_k}{n} \right)$
- $T(X) = \frac{\mathcal{L}_n(\hat{p}_n)}{\mathcal{L}_n(p_0)} = \prod_{j=1}^k \left( \frac{\hat{p}_j}{p_{0j}} \right)^{X_j}$
- $\lambda(X) = 2 \sum_{j=1}^k X_j \log \left( \frac{\hat{p}_j}{p_{0j}} \right) \xrightarrow{D} \chi_{k-1}^2$
- The approximate size  $\alpha$  LRT rejects  $H_0$  when  $\lambda(X) \geq \chi_{k-1, \alpha}^2$

## Pearson Chi-square Test

- $T = \sum_{j=1}^k \frac{(X_j - \mathbb{E}[X_j])^2}{\mathbb{E}[X_j]}$  where  $\mathbb{E}[X_j] = np_{0j}$  under  $H_0$
- $T \xrightarrow{D} \chi_{k-1}^2$
- p-value =  $\mathbb{P}[\chi_{k-1}^2 > T(x)]$
- Faster  $\xrightarrow{D} \chi_{k-1}^2$  than LRT, hence preferable for small  $n$

## Independence testing

- $I$  rows,  $J$  columns,  $\mathbf{X}$  multinomial sample of size  $n = I * J$
- MLEs unconstrained:  $\hat{p}_{ij} = \frac{X_{ij}}{n}$
- MLEs under  $H_0$ :  $\hat{p}_{0ij} = \hat{p}_i \hat{p}_{\cdot j} = \frac{X_i}{n} \frac{X_{\cdot j}}{n}$
- LRT:  $\lambda = 2 \sum_{i=1}^I \sum_{j=1}^J X_{ij} \log \left( \frac{n X_{ij}}{X_i X_{\cdot j}} \right)$
- PearsonChiSq:  $T = \sum_{i=1}^I \sum_{j=1}^J \frac{(X_{ij} - \mathbb{E}[X_{ij}])^2}{\mathbb{E}[X_{ij}]}$
- LRT and Pearson  $\xrightarrow{D} \chi_k^2 \nu$ , where  $\nu = (I - 1)(J - 1)$

## 14 Exponential Family

### Scalar parameter

$$\begin{aligned} f_X(x | \theta) &= h(x) \exp \{ \eta(\theta) T(x) - A(\theta) \} \\ &= h(x) g(\theta) \exp \{ \eta(\theta) T(x) \} \end{aligned}$$

### Vector parameter

$$\begin{aligned} f_X(x | \theta) &= h(x) \exp \left\{ \sum_{i=1}^s \eta_i(\theta) T_i(x) - A(\theta) \right\} \\ &= h(x) \exp \{ \eta(\theta) \cdot T(x) - A(\theta) \} \\ &= h(x) g(\theta) \exp \{ \eta(\theta) \cdot T(x) \} \end{aligned}$$

## Natural form

$$\begin{aligned} f_X(x | \eta) &= h(x) \exp \{ \eta \cdot \mathbf{T}(x) - A(\eta) \} \\ &= h(x) g(\eta) \exp \{ \eta \cdot \mathbf{T}(x) \} \\ &= h(x) g(\eta) \exp \{ \eta^T \mathbf{T}(x) \} \end{aligned}$$

## 15 Bayesian Inference

### BAYES' THEOREM

$$f(\theta | x) = \frac{f(x | \theta) f(\theta)}{f(x^n)} = \frac{f(x | \theta) f(\theta)}{\int f(x | \theta) f(\theta) d\theta} \propto \mathcal{L}_n(\theta) f(\theta)$$

### Definitions

- $X^n = (X_1, \dots, X_n)$
- $x^n = (x_1, \dots, x_n)$
- Prior density  $f(\theta)$
- Likelihood  $f(x^n | \theta)$ : joint density of the data

$$\text{In particular, } X^n \text{ IID} \implies f(x^n | \theta) = \prod_{i=1}^n f(x_i | \theta) = \mathcal{L}_n(\theta)$$

- Posterior density  $f(\theta | x^n)$
- Normalizing constant  $c_n = f(x^n) = \int f(x | \theta) f(\theta) d\theta$
- Kernel: part of a density that depends on  $\theta$
- Posterior mean  $\bar{\theta}_n = \int \theta f(\theta | x^n) d\theta = \frac{\int \theta \mathcal{L}_n(\theta) f(\theta) d\theta}{\int \mathcal{L}_n(\theta) f(\theta) d\theta}$

### 15.1 Credible Intervals

#### Posterior interval

$$\mathbb{P}[\theta \in (a, b) | x^n] = \int_a^b f(\theta | x^n) d\theta = 1 - \alpha$$

#### Equal-tail credible interval

$$\int_{-\infty}^a f(\theta | x^n) d\theta = \int_b^{\infty} f(\theta | x^n) d\theta = \alpha/2$$

#### Highest posterior density (HPD) region $R_n$

1.  $\mathbb{P}[\theta \in R_n] = 1 - \alpha$
2.  $R_n = \{ \theta : f(\theta | x^n) > k \}$  for some  $k$

$R_n$  is unimodal  $\implies R_n$  is an interval



## 15.2 Function of parameters

Let  $\tau = \varphi(\theta)$  and  $A = \{\theta : \varphi(\theta) \leq \tau\}$ .

Posterior CDF for  $\tau$

$$H(\tau | x^n) = \mathbb{P}[\varphi(\theta) \leq \tau | x^n] = \int_A f(\theta | x^n) d\theta$$

Posterior density

$$h(\tau | x^n) = H'(\tau | x^n)$$

Bayesian delta method

$$\tau | X^n \approx \mathcal{N}\left(\varphi(\hat{\theta}), \widehat{\text{se}}\left|\varphi'(\hat{\theta})\right|\right)$$

## 15.3 Priors

Choice

- Subjective Bayesianism: prior should incorporate as much detail as possible the research's a priori knowledge—via *prior elicitation*
- Objective Bayesianism: prior should incorporate as little detail as possible (*non-informative* prior)
- Robust Bayesianism: consider various priors and determine *sensitivity* of our inferences to changes in the prior

Types

- Flat:  $f(\theta) \propto \text{constant}$
- Proper:  $\int_{-\infty}^{\infty} f(\theta) d\theta = 1$
- Improper:  $\int_{-\infty}^{\infty} f(\theta) d\theta = \infty$
- JEFFREY'S Prior (transformation-invariant):

$$f(\theta) \propto \sqrt{I(\theta)} \quad f(\theta) \propto \sqrt{\det(I(\theta))}$$

- Conjugate:  $f(\theta)$  and  $f(\theta | x^n)$  belong to the same parametric family

### 15.3.1 Conjugate Priors

Continuous likelihood (subscript $c$ denotes constant)		
Likelihood	Conjugate prior	Posterior hyperparameters
Unif(0, $\theta$ )	Pareto( $x_m, k$ )	$\max\{x_{(n)}, x_m\}, k + n$
Exp( $\lambda$ )	Gamma( $\alpha, \beta$ )	$\alpha + n, \beta + \sum_{i=1}^n x_i$
$\mathcal{N}(\mu, \sigma_c^2)$	$\mathcal{N}(\mu_0, \sigma_0^2)$	$\left(\frac{\mu_0}{\sigma_0^2} + \frac{\sum_{i=1}^n x_i}{\sigma_c^2}\right) / \left(\frac{1}{\sigma_0^2} + \frac{n}{\sigma_c^2}\right),$ $\left(\frac{1}{\sigma_0^2} + \frac{n}{\sigma_c^2}\right)^{-1}$
$\mathcal{N}(\mu_c, \sigma^2)$	Scaled Inverse Chi-square( $\nu, \sigma_0^2$ )	$\nu + n, \frac{\nu\sigma_0^2 + \sum_{i=1}^n (x_i - \mu)^2}{\nu + n}$
$\mathcal{N}(\mu, \sigma^2)$	Normal-scaled Inverse Gamma( $\lambda, \nu, \alpha, \beta$ )	$\frac{\nu\lambda + n\bar{x}}{\nu + n}, \quad \nu + n, \quad \alpha + \frac{n}{2},$ $\beta + \frac{1}{2} \sum_{i=1}^n (x_i - \bar{x})^2 + \frac{\gamma(\bar{x} - \lambda)^2}{2(n + \gamma)}$
MVN( $\mu, \Sigma_c$ )	MVN( $\mu_0, \Sigma_0$ )	$(\Sigma_0^{-1} + n\Sigma_c^{-1})^{-1} (\Sigma_0^{-1}\mu_0 + n\Sigma_c^{-1}\bar{x}),$ $(\Sigma_0^{-1} + n\Sigma_c^{-1})^{-1}$
MVN( $\mu_c, \Sigma$ )	Inverse-Wishart( $\kappa, \Psi$ )	$n + \kappa, \Psi + \sum_{i=1}^n (x_i - \mu_c)(x_i - \mu_c)^T$
Pareto( $x_{m_c}, k$ )	Gamma( $\alpha, \beta$ )	$\alpha + n, \beta + \sum_{i=1}^n \log \frac{x_i}{x_{m_c}}$
Pareto( $x_m, k_c$ )	Pareto( $x_0, k_0$ )	$x_0, k_0 - kn$ where $k_0 > kn$
Gamma( $\alpha_c, \beta$ )	Gamma( $\alpha_0, \beta_0$ )	$\alpha_0 + n\alpha_c, \beta_0 + \sum_{i=1}^n x_i$

Discrete likelihood		
Likelihood	Conjugate prior	Posterior hyperparameters
Bern ( $p$ )	Beta ( $\alpha, \beta$ )	$\alpha + \sum_{i=1}^n x_i, \beta + n - \sum_{i=1}^n x_i$
Bin ( $p$ )	Beta ( $\alpha, \beta$ )	$\alpha + \sum_{i=1}^n x_i, \beta + \sum_{i=1}^n N_i - \sum_{i=1}^n x_i$
NBin ( $p$ )	Beta ( $\alpha, \beta$ )	$\alpha + rn, \beta + \sum_{i=1}^n x_i$
Po ( $\lambda$ )	Gamma ( $\alpha, \beta$ )	$\alpha + \sum_{i=1}^n x_i, \beta + n$
Multinomial( $p$ )	Dir ( $\alpha$ )	$\alpha + \sum_{i=1}^n x^{(i)}$
Geo ( $p$ )	Beta ( $\alpha, \beta$ )	$\alpha + n, \beta + \sum_{i=1}^n x_i$

## 15.4 Bayesian Testing

If  $H_0 : \theta \in \Theta_0$ :

$$\text{Prior probability } \mathbb{P}[H_0] = \int_{\Theta_0} f(\theta) d\theta$$

$$\text{Posterior probability } \mathbb{P}[H_0 | x^n] = \int_{\Theta_0} f(\theta | x^n) d\theta$$

Let  $H_0 \dots H_{k-1}$  be  $k$  hypotheses. Suppose  $\theta \sim f(\theta | H_k)$ ,

$$\mathbb{P}[H_k | x^n] = \frac{f(x^n | H_k) \mathbb{P}[H_k]}{\sum_{k=1}^K f(x^n | H_k) \mathbb{P}[H_k]},$$

Marginal likelihood

$$f(x^n | H_i) = \int_{\Theta} f(x^n | \theta, H_i) f(\theta | H_i) d\theta$$

Posterior odds (of  $H_i$  relative to  $H_j$ )

$$\frac{\mathbb{P}[H_i | x^n]}{\mathbb{P}[H_j | x^n]} = \underbrace{\frac{f(x^n | H_i)}{f(x^n | H_j)}}_{\text{Bayes Factor } BF_{ij}} \times \underbrace{\frac{\mathbb{P}[H_i]}{\mathbb{P}[H_j]}}_{\text{prior odds}}$$

Bayes factor

$\log_{10} BF_{10}$	$BF_{10}$	evidence
0 – 0.5	1 – 1.5	Weak
0.5 – 1	1.5 – 10	Moderate
1 – 2	10 – 100	Strong
> 2	> 100	Decisive

$$p^* = \frac{\frac{p}{1-p} BF_{10}}{1 + \frac{p}{1-p} BF_{10}} \text{ where } p = \mathbb{P}[H_1] \text{ and } p^* = \mathbb{P}[H_1 | x^n]$$

## 16 Sampling Methods

### 16.1 Inverse Transform Sampling

Setup

- $U \sim \text{Unif}(0, 1)$
- $X \sim F$
- $F^{-1}(u) = \inf\{x | F(x) \geq u\}$

Algorithm

1. Generate  $u \sim \text{Unif}(0, 1)$
2. Compute  $x = F^{-1}(u)$

### 16.2 The Bootstrap

Let  $T_n = g(X_1, \dots, X_n)$  be a statistic.

1. Estimate  $\mathbb{V}_F[T_n]$  with  $\mathbb{V}_{\hat{F}_n}[T_n]$ .
2. Approximate  $\mathbb{V}_{\hat{F}_n}[T_n]$  using simulation:
  - (a) Repeat the following  $B$  times to get  $T_{n,1}^*, \dots, T_{n,B}^*$ , an IID sample from the sampling distribution implied by  $\hat{F}_n$ 
    - i. Sample uniformly  $X_1^*, \dots, X_n^* \sim \hat{F}_n$ .
    - ii. Compute  $T_n^* = g(X_1^*, \dots, X_n^*)$ .
  - (b) Then

$$v_{boot} = \hat{\mathbb{V}}_{\hat{F}_n} = \frac{1}{B} \sum_{b=1}^B \left( T_{n,b}^* - \frac{1}{B} \sum_{r=1}^B T_{n,r}^* \right)^2$$

#### 16.2.1 Bootstrap Confidence Intervals

Normal-based interval

$$T_n \pm z_{\alpha/2} \hat{\mathbf{se}}_{boot}$$

Pivotal interval

1. Location parameter  $\theta = T(F)$

2. Pivot  $R_n = \hat{\theta}_n - \theta$
3. Let  $H(r) = \mathbb{P}[R_n \leq r]$  be the CDF of  $R_n$
4. Let  $R_{n,b}^* = \hat{\theta}_{n,b}^* - \hat{\theta}_n$ . Approximate  $H$  using bootstrap:

$$\hat{H}(r) = \frac{1}{B} \sum_{b=1}^B I(R_{n,b}^* \leq r)$$

5.  $\theta_\beta^* = \beta$  sample quantile of  $(\hat{\theta}_{n,1}^*, \dots, \hat{\theta}_{n,B}^*)$
6.  $r_\beta^* = \beta$  sample quantile of  $(R_{n,1}^*, \dots, R_{n,B}^*)$ , i.e.,  $r_\beta^* = \theta_\beta^* - \hat{\theta}_n$
7. Approximate  $1 - \alpha$  confidence interval  $C_n = (\hat{a}, \hat{b})$  where

$$\begin{aligned} \hat{a} &= \hat{\theta}_n - \hat{H}^{-1}\left(1 - \frac{\alpha}{2}\right) = \hat{\theta}_n - r_{1-\alpha/2}^* = 2\hat{\theta}_n - \theta_{1-\alpha/2}^* \\ \hat{b} &= \hat{\theta}_n - \hat{H}^{-1}\left(\frac{\alpha}{2}\right) = \hat{\theta}_n - r_{\alpha/2}^* = 2\hat{\theta}_n - \theta_{\alpha/2}^* \end{aligned}$$

Percentile interval

$$C_n = \left(\theta_{\alpha/2}^*, \theta_{1-\alpha/2}^*\right)$$

## 16.3 Rejection Sampling

Setup

- We can easily sample from  $g(\theta)$
- We want to sample from  $h(\theta)$ , but it is difficult
- We know  $h(\theta)$  up to a proportional constant:  $h(\theta) = \frac{k(\theta)}{\int k(\theta) d\theta}$
- Envelope condition: we can find  $M > 0$  such that  $k(\theta) \leq Mg(\theta) \quad \forall \theta$

Algorithm

1. Draw  $\theta^{cand} \sim g(\theta)$
2. Generate  $u \sim \text{Unif}(0, 1)$
3. Accept  $\theta^{cand}$  if  $u \leq \frac{k(\theta^{cand})}{Mg(\theta^{cand})}$
4. Repeat until  $B$  values of  $\theta^{cand}$  have been accepted

Example

- We can easily sample from the prior  $g(\theta) = f(\theta)$
- Target is the posterior  $h(\theta) \propto k(\theta) = f(x^n | \theta)f(\theta)$
- Envelope condition:  $f(x^n | \theta) \leq f(x^n | \hat{\theta}_n) = \mathcal{L}_n(\hat{\theta}_n) \equiv M$
- Algorithm
  1. Draw  $\theta^{cand} \sim f(\theta)$

2. Generate  $u \sim \text{Unif}(0, 1)$
3. Accept  $\theta^{cand}$  if  $u \leq \frac{\mathcal{L}_n(\theta^{cand})}{\mathcal{L}_n(\hat{\theta}_n)}$

## 16.4 Importance Sampling

Sample from an importance function  $g$  rather than target density  $h$ . Algorithm to obtain an approximation to  $\mathbb{E}[q(\theta) | x^n]$ :

1. Sample from the prior  $\theta_1, \dots, \theta_n \stackrel{iid}{\sim} f(\theta)$
2.  $w_i = \frac{\mathcal{L}_n(\theta_i)}{\sum_{i=1}^B \mathcal{L}_n(\theta_i)} \quad \forall i = 1, \dots, B$
3.  $\mathbb{E}[q(\theta) | x^n] \approx \sum_{i=1}^B q(\theta_i)w_i$

## 17 Decision Theory

Definitions

- Unknown quantity affecting our decision:  $\theta \in \Theta$
- Decision rule: synonymous for an estimator  $\hat{\theta}$
- Action  $a \in \mathcal{A}$ : possible value of the decision rule. In the estimation context, the action is just an estimate of  $\theta$ ,  $\hat{\theta}(x)$ .
- Loss function  $L$ : consequences of taking action  $a$  when true state is  $\theta$  or discrepancy between  $\theta$  and  $\hat{\theta}$ ,  $L : \Theta \times \mathcal{A} \rightarrow [-k, \infty)$ .

Loss functions

- Squared error loss:  $L(\theta, a) = (\theta - a)^2$
- Linear loss:  $L(\theta, a) = \begin{cases} K_1(\theta - a) & a - \theta < 0 \\ K_2(a - \theta) & a - \theta \geq 0 \end{cases}$
- Absolute error loss:  $L(\theta, a) = |\theta - a|$  (linear loss with  $K_1 = K_2$ )
- $L_p$  loss:  $L(\theta, a) = |\theta - a|^p$
- Zero-one loss:  $L(\theta, a) = \begin{cases} 0 & a = \theta \\ 1 & a \neq \theta \end{cases}$

### 17.1 Risk

Posterior risk

$$r(\hat{\theta} | x) = \int L(\theta, \hat{\theta}(x))f(\theta | x) d\theta = \mathbb{E}_{\theta|X} [L(\theta, \hat{\theta}(x))]$$

(Frequentist) risk

$$R(\theta, \hat{\theta}) = \int L(\theta, \hat{\theta}(x))f(x | \theta) dx = \mathbb{E}_{X|\theta} [L(\theta, \hat{\theta}(X))]$$

Bayes risk

$$r(f, \hat{\theta}) = \iint L(\theta, \hat{\theta}(x)) f(x, \theta) dx d\theta = \mathbb{E}_{\theta, X} [L(\theta, \hat{\theta}(X))]$$

$$r(f, \hat{\theta}) = \mathbb{E}_{\theta} \left[ \mathbb{E}_{X|\theta} [L(\theta, \hat{\theta}(X))] \right] = \mathbb{E}_{\theta} [R(\theta, \hat{\theta})]$$

$$r(f, \hat{\theta}) = \mathbb{E}_X \left[ \mathbb{E}_{\theta|X} [L(\theta, \hat{\theta}(X))] \right] = \mathbb{E}_X [r(\hat{\theta} | X)]$$

## 17.2 Admissibility

- $\hat{\theta}'$  dominates  $\hat{\theta}$  if

$$\forall \theta : R(\theta, \hat{\theta}') \leq R(\theta, \hat{\theta})$$

$$\exists \theta : R(\theta, \hat{\theta}') < R(\theta, \hat{\theta})$$

- $\hat{\theta}$  is inadmissible if there is at least one other estimator  $\hat{\theta}'$  that dominates it. Otherwise it is called admissible.

## 17.3 Bayes Rule

Bayes rule (or Bayes estimator)

- $r(f, \hat{\theta}) = \inf_{\tilde{\theta}} r(f, \tilde{\theta})$
- $\hat{\theta}(x) = \arg \min_{\theta} r(\theta | x) \forall x \implies r(f, \hat{\theta}) = \int r(\hat{\theta} | x) f(x) dx$

Theorems

- Squared error loss: posterior mean
- Absolute error loss: posterior median
- Zero-one loss: posterior mode

## 17.4 Minimax Rules

Maximum risk

$$\bar{R}(\hat{\theta}) = \sup_{\theta} R(\theta, \hat{\theta}) \quad \bar{R}(a) = \sup_{\theta} R(\theta, a)$$

Minimax rule

$$\sup_{\theta} R(\theta, \hat{\theta}) = \inf_{\tilde{\theta}} \bar{R}(\tilde{\theta}) = \inf_{\tilde{\theta}} \sup_{\theta} R(\theta, \tilde{\theta})$$

$$\hat{\theta} = \text{Bayes rule} \wedge \exists c : R(\theta, \hat{\theta}) = c$$

Least favorable prior

$$\hat{\theta}^f = \text{Bayes rule} \wedge R(\theta, \hat{\theta}^f) \leq r(f, \hat{\theta}^f) \forall \theta$$

# 18 Linear Regression

Definitions

- Response variable  $Y$
- Covariate  $X$  (aka predictor variable or feature)

## 18.1 Simple Linear Regression

Model

$$Y_i = \beta_0 + \beta_1 X_i + \epsilon_i \quad \mathbb{E}[\epsilon_i | X_i] = 0, \quad \mathbb{V}[\epsilon_i | X_i] = \sigma^2$$

Fitted line

$$\hat{r}(x) = \hat{\beta}_0 + \hat{\beta}_1 x$$

Predicted (fitted) values

$$\hat{Y}_i = \hat{r}(X_i)$$

Residuals

$$\hat{\epsilon}_i = Y_i - \hat{Y}_i = Y_i - (\hat{\beta}_0 + \hat{\beta}_1 X_i)$$

Residual sums of squares (RSS)

$$\text{RSS}(\hat{\beta}_0, \hat{\beta}_1) = \sum_{i=1}^n \hat{\epsilon}_i^2$$

Least square estimates

$$\hat{\beta}^T = (\hat{\beta}_0, \hat{\beta}_1)^T : \min_{\hat{\beta}_0, \hat{\beta}_1} \text{RSS}$$

$$\hat{\beta}_0 = \bar{Y}_n - \hat{\beta}_1 \bar{X}_n$$

$$\hat{\beta}_1 = \frac{\sum_{i=1}^n (X_i - \bar{X}_n)(Y_i - \bar{Y}_n)}{\sum_{i=1}^n (X_i - \bar{X}_n)^2} = \frac{\sum_{i=1}^n X_i Y_i - n \bar{X} \bar{Y}}{\sum_{i=1}^n X_i^2 - n \bar{X}^2}$$

$$\mathbb{E}[\hat{\beta} | X^n] = \begin{pmatrix} \beta_0 \\ \beta_1 \end{pmatrix}$$

$$\mathbb{V}[\hat{\beta} | X^n] = \frac{\sigma^2}{n s_X^2} \begin{pmatrix} n^{-1} \sum_{i=1}^n X_i^2 & -\bar{X}_n \\ -\bar{X}_n & 1 \end{pmatrix}$$

$$\hat{\text{se}}(\hat{\beta}_0) = \frac{\hat{\sigma}}{s_X \sqrt{n}} \sqrt{\frac{\sum_{i=1}^n X_i^2}{n}}$$

$$\hat{\text{se}}(\hat{\beta}_1) = \frac{\hat{\sigma}}{s_X \sqrt{n}}$$

where  $s_X^2 = n^{-1} \sum_{i=1}^n (X_i - \bar{X}_n)^2$  and  $\hat{\sigma}^2 = \frac{1}{n-2} \sum_{i=1}^n \hat{\epsilon}_i^2$  (unbiased estimate).  
Further properties:

- Consistency:  $\hat{\beta}_0 \xrightarrow{P} \beta_0$  and  $\hat{\beta}_1 \xrightarrow{P} \beta_1$

- Asymptotic normality:

$$\frac{\widehat{\beta}_0 - \beta_0}{\widehat{\text{se}}(\widehat{\beta}_0)} \xrightarrow{D} \mathcal{N}(0, 1) \quad \text{and} \quad \frac{\widehat{\beta}_1 - \beta_1}{\widehat{\text{se}}(\widehat{\beta}_1)} \xrightarrow{D} \mathcal{N}(0, 1)$$

- Approximate  $1 - \alpha$  confidence intervals for  $\beta_0$  and  $\beta_1$ :

$$\widehat{\beta}_0 \pm z_{\alpha/2} \widehat{\text{se}}(\widehat{\beta}_0) \quad \text{and} \quad \widehat{\beta}_1 \pm z_{\alpha/2} \widehat{\text{se}}(\widehat{\beta}_1)$$

- Wald test for  $H_0 : \beta_1 = 0$  vs.  $H_1 : \beta_1 \neq 0$ : reject  $H_0$  if  $|W| > z_{\alpha/2}$  where  $W = \widehat{\beta}_1 / \widehat{\text{se}}(\widehat{\beta}_1)$ .

$R^2$

$$R^2 = \frac{\sum_{i=1}^n (\widehat{Y}_i - \bar{Y})^2}{\sum_{i=1}^n (Y_i - \bar{Y})^2} = 1 - \frac{\sum_{i=1}^n \widehat{\epsilon}_i^2}{\sum_{i=1}^n (Y_i - \bar{Y})^2} = 1 - \frac{\text{RSS}}{\text{TSS}}$$

Likelihood

$$\mathcal{L} = \prod_{i=1}^n f(X_i, Y_i) = \prod_{i=1}^n f_X(X_i) \times \prod_{i=1}^n f_{Y|X}(Y_i | X_i) = \mathcal{L}_1 \times \mathcal{L}_2$$

$$\mathcal{L}_1 = \prod_{i=1}^n f_X(X_i)$$

$$\mathcal{L}_2 = \prod_{i=1}^n f_{Y|X}(Y_i | X_i) \propto \sigma^{-n} \exp \left\{ -\frac{1}{2\sigma^2} \sum_i (Y_i - (\beta_0 + \beta_1 X_i))^2 \right\}$$

Under the assumption of Normality, the least squares estimator is also the MLE but the least squares variance estimator is not the MLE.

$$\widehat{\sigma}^2 = \frac{1}{n} \sum_{i=1}^n \widehat{\epsilon}_i^2$$

## 18.2 Prediction

Observe  $X = x_*$  of the covariate and want to predict their outcome  $Y_*$ .

$$\widehat{Y}_* = \widehat{\beta}_0 + \widehat{\beta}_1 x_*$$

$$\mathbb{V}[\widehat{Y}_*] = \mathbb{V}[\widehat{\beta}_0] + x_*^2 \mathbb{V}[\widehat{\beta}_1] + 2x_* \text{Cov}[\widehat{\beta}_0, \widehat{\beta}_1]$$

Prediction interval

$$\widehat{\xi}_n^2 = \widehat{\sigma}^2 \left( \frac{\sum_{i=1}^n (X_i - X_*)^2}{n \sum_i (X_i - \bar{X})^2} + 1 \right)$$

$$\widehat{Y}_* \pm z_{\alpha/2} \widehat{\xi}_n$$

## 18.3 Multiple Regression

$$Y = X\beta + \epsilon$$

where

$$X = \begin{pmatrix} X_{11} & \cdots & X_{1k} \\ \vdots & \ddots & \vdots \\ X_{n1} & \cdots & X_{nk} \end{pmatrix} \quad \beta = \begin{pmatrix} \beta_1 \\ \vdots \\ \beta_k \end{pmatrix} \quad \epsilon = \begin{pmatrix} \epsilon_1 \\ \vdots \\ \epsilon_n \end{pmatrix}$$

Likelihood

$$\mathcal{L}(\mu, \Sigma) = (2\pi\sigma^2)^{-n/2} \exp \left\{ -\frac{1}{2\sigma^2} \text{RSS} \right\}$$

$$\text{RSS} = (y - X\beta)^T (y - X\beta) = \|Y - X\beta\|^2 = \sum_{i=1}^n (Y_i - x_i^T \beta)^2$$

If the  $(k \times k)$  matrix  $X^T X$  is invertible,

$$\widehat{\beta} = (X^T X)^{-1} X^T Y$$

$$\mathbb{V}[\widehat{\beta} | X^n] = \sigma^2 (X^T X)^{-1}$$

$$\widehat{\beta} \approx \mathcal{N}(\beta, \sigma^2 (X^T X)^{-1})$$

Estimate regression function

$$\widehat{r}(x) = \sum_{j=1}^k \widehat{\beta}_j x_j$$

Unbiased estimate for  $\sigma^2$

$$\widehat{\sigma}^2 = \frac{1}{n-k} \sum_{i=1}^n \widehat{\epsilon}_i^2 \quad \widehat{\epsilon} = X\widehat{\beta} - Y$$

MLE

$$\widehat{\mu} = \bar{X} \quad \widehat{\sigma}^2 = \frac{n-k}{n} \sigma^2$$

$1 - \alpha$  Confidence interval

$$\widehat{\beta}_j \pm z_{\alpha/2} \widehat{\text{se}}(\widehat{\beta}_j)$$

## 18.4 Model Selection

Consider predicting a new observation  $Y^*$  for covariates  $X^*$  and let  $S \subset J$  denote a subset of the covariates in the model, where  $|S| = k$  and  $|J| = n$ .

Issues

- Underfitting: too few covariates yields high bias
- Overfitting: too many covariates yields high variance

Procedure

1. Assign a score to each model
2. Search through all models to find the one with the highest score

Hypothesis testing

$$H_0 : \beta_j = 0 \text{ vs. } H_1 : \beta_j \neq 0 \quad \forall j \in J$$

Mean squared prediction error (MSPE)

$$\text{MSPE} = \mathbb{E} \left[ (\hat{Y}(S) - Y^*)^2 \right]$$

Prediction risk

$$R(S) = \sum_{i=1}^n \text{MSPE}_i = \sum_{i=1}^n \mathbb{E} \left[ (\hat{Y}_i(S) - Y_i^*)^2 \right]$$

Training error

$$\hat{R}_{tr}(S) = \sum_{i=1}^n (\hat{Y}_i(S) - Y_i)^2$$

$R^2$

$$R^2(S) = 1 - \frac{\text{RSS}(S)}{\text{TSS}} = 1 - \frac{\hat{R}_{tr}(S)}{\text{TSS}} = 1 - \frac{\sum_{i=1}^n (\hat{Y}_i(S) - \bar{Y})^2}{\sum_{i=1}^n (Y_i - \bar{Y})^2}$$

The training error is a downward-biased estimate of the prediction risk.

$$\mathbb{E} \left[ \hat{R}_{tr}(S) \right] < R(S)$$

$$\text{bias}(\hat{R}_{tr}(S)) = \mathbb{E} \left[ \hat{R}_{tr}(S) \right] - R(S) = -2 \sum_{i=1}^n \text{Cov} \left[ \hat{Y}_i, Y_i \right]$$

Adjusted  $R^2$

$$R^2(S) = 1 - \frac{n-1}{n-k} \frac{\text{RSS}}{\text{TSS}}$$

MALLOW'S  $C_p$  statistic

$$\hat{R}(S) = \hat{R}_{tr}(S) + 2k\hat{\sigma}^2 = \text{lack of fit} + \text{complexity penalty}$$

AKAIKE Information Criterion (AIC)

$$\text{AIC}(S) = \ell_n(\hat{\beta}_S, \hat{\sigma}_S^2) - k$$

Bayesian Information Criterion (BIC)

$$\text{BIC}(S) = \ell_n(\hat{\beta}_S, \hat{\sigma}_S^2) - \frac{k}{2} \log n$$

Validation and training

$$\hat{R}_V(S) = \sum_{i=1}^m (\hat{Y}_i^*(S) - Y_i^*)^2 \quad m = |\{\text{validation data}\}|, \text{ often } \frac{n}{4} \text{ or } \frac{n}{2}$$

Leave-one-out cross-validation

$$\hat{R}_{CV}(S) = \sum_{i=1}^n (Y_i - \hat{Y}_{(i)})^2 = \sum_{i=1}^n \left( \frac{Y_i - \hat{Y}_i(S)}{1 - U_{ii}(S)} \right)^2$$

$$U(S) = X_S (X_S^T X_S)^{-1} X_S \text{ ("hat matrix")}$$

## 19 Non-parametric Function Estimation

### 19.1 Density Estimation

Estimate  $f(x)$ , where  $f(x) = \mathbb{P}[X \in A] = \int_A f(x) dx$ .

Integrated square error (ISE)

$$L(f, \hat{f}_n) = \int \left( f(x) - \hat{f}_n(x) \right)^2 dx = J(h) + \int f^2(x) dx$$

Frequentist risk

$$R(f, \hat{f}_n) = \mathbb{E} \left[ L(f, \hat{f}_n) \right] = \int b^2(x) dx + \int v(x) dx$$

$$b(x) = \mathbb{E} \left[ \hat{f}_n(x) \right] - f(x)$$

$$v(x) = \mathbb{V} \left[ \hat{f}_n(x) \right]$$

### 19.1.1 Histograms

Definitions

- Number of bins  $m$
- Binwidth  $h = \frac{1}{m}$
- Bin  $B_j$  has  $\nu_j$  observations
- Define  $\hat{p}_j = \nu_j/n$  and  $p_j = \int_{B_j} f(u) du$

Histogram estimator

$$\begin{aligned}\hat{f}_n(x) &= \sum_{j=1}^m \frac{\hat{p}_j}{h} I(x \in B_j) \\ \mathbb{E}[\hat{f}_n(x)] &= \frac{p_j}{h} \\ \mathbb{V}[\hat{f}_n(x)] &= \frac{p_j(1-p_j)}{nh^2} \\ R(\hat{f}_n, f) &\approx \frac{h^2}{12} \int (f'(u))^2 du + \frac{1}{nh} \\ h^* &= \frac{1}{n^{1/3}} \left( \frac{6}{\int (f'(u))^2 du} \right)^{1/3} \\ R^*(\hat{f}_n, f) &\approx \frac{C}{n^{2/3}} \quad C = \left( \frac{3}{4} \right)^{2/3} \left( \int (f'(u))^2 du \right)^{1/3}\end{aligned}$$

Cross-validation estimate of  $\mathbb{E}[J(h)]$

$$\hat{J}_{CV}(h) = \int \hat{f}_n^2(x) dx - \frac{2}{n} \sum_{i=1}^n \hat{f}_{(-i)}(X_i) = \frac{2}{(n-1)h} - \frac{n+1}{(n-1)h} \sum_{j=1}^m \hat{p}_j^2$$

### 19.1.2 Kernel Density Estimator (KDE)

Kernel  $K$

- $K(x) \geq 0$
- $\int K(x) dx = 1$
- $\int xK(x) dx = 0$
- $\int x^2K(x) dx \equiv \sigma_K^2 > 0$

KDE

$$\begin{aligned}\hat{f}_n(x) &= \frac{1}{n} \sum_{i=1}^n \frac{1}{h} K\left(\frac{x-X_i}{h}\right) \\ R(f, \hat{f}_n) &\approx \frac{1}{4}(h\sigma_K)^4 \int (f''(x))^2 dx + \frac{1}{nh} \int K^2(x) dx \\ h^* &= \frac{c_1^{-2/5} c_2^{-1/5} c_3^{-1/5}}{n^{1/5}} \quad c_1 = \sigma_K^2, \quad c_2 = \int K^2(x) dx, \quad c_3 = \int (f''(x))^2 dx \\ R^*(f, \hat{f}_n) &= \frac{c_4}{n^{4/5}} \quad c_4 = \underbrace{\frac{5}{4}(\sigma_K^2)^{2/5} \left( \int K^2(x) dx \right)^{4/5}}_{C(K)} \left( \int (f''(x))^2 dx \right)^{1/5}\end{aligned}$$

EPANECHNIKOV Kernel

$$K(x) = \begin{cases} \frac{3}{4\sqrt{5}(1-x^2/5)} & |x| < \sqrt{5} \\ 0 & \text{otherwise} \end{cases}$$

Cross-validation estimate of  $\mathbb{E}[J(h)]$

$$\hat{J}_{CV}(h) = \int \hat{f}_n^2(x) dx - \frac{2}{n} \sum_{i=1}^n \hat{f}_{(-i)}(X_i) \approx \frac{1}{hn^2} \sum_{i=1}^n \sum_{j=1}^n K^*\left(\frac{X_i - X_j}{h}\right) + \frac{2}{nh} K(0)$$

$$K^*(x) = K^{(2)}(x) - 2K(x) \quad K^{(2)}(x) = \int K(x-y)K(y) dy$$

## 19.2 Non-parametric Regression

Estimate  $f(x)$  where  $f(x) = \mathbb{E}[Y | X = x]$ . Consider pairs of points  $(x_1, Y_1), \dots, (x_n, Y_n)$  related by

$$\begin{aligned}Y_i &= r(x_i) + \epsilon_i \\ \mathbb{E}[\epsilon_i] &= 0 \\ \mathbb{V}[\epsilon_i] &= \sigma^2\end{aligned}$$

$k$ -nearest Neighbor Estimator

$$\hat{r}(x) = \frac{1}{k} \sum_{i: x_i \in N_k(x)} Y_i \quad \text{where } N_k(x) = \{k \text{ values of } x_1, \dots, x_n \text{ closest to } x\}$$

## NADARAYA-WATSON Kernel Estimator

$$\begin{aligned}\widehat{r}(x) &= \sum_{i=1}^n w_i(x) Y_i \\ w_i(x) &= \frac{K\left(\frac{x-x_i}{h}\right)}{\sum_{j=1}^n K\left(\frac{x-x_j}{h}\right)} \in [0, 1] \\ R(\widehat{r}_n, r) &\approx \frac{h^4}{4} \left( \int x^2 K^2(x) dx \right)^4 \int \left( r''(x) + 2r'(x) \frac{f'(x)}{f(x)} \right)^2 dx \\ &\quad + \int \frac{\sigma^2 \int K^2(x) dx}{nhf(x)} dx \\ h^* &\approx \frac{c_1}{n^{1/5}} \\ R^*(\widehat{r}_n, r) &\approx \frac{c_2}{n^{4/5}}\end{aligned}$$

Cross-validation estimate of  $\mathbb{E}[J(h)]$

$$\widehat{J}_{CV}(h) = \sum_{i=1}^n (Y_i - \widehat{r}_{(-i)}(x_i))^2 = \sum_{i=1}^n \frac{(Y_i - \widehat{r}(x_i))^2}{\left(1 - \frac{K(0)}{\sum_{j=1}^n K\left(\frac{x-x_j}{h}\right)}\right)^2}$$

## 19.3 Smoothing Using Orthogonal Functions

Approximation

$$r(x) = \sum_{j=1}^{\infty} \beta_j \phi_j(x) \approx \sum_{j=1}^J \beta_j \phi_j(x)$$

Multivariate regression

$$Y = \Phi\beta + \eta$$

$$\text{where } \eta_i = \epsilon_i \quad \text{and} \quad \Phi = \begin{pmatrix} \phi_0(x_1) & \cdots & \phi_J(x_1) \\ \vdots & \ddots & \vdots \\ \phi_0(x_n) & \cdots & \phi_J(x_n) \end{pmatrix}$$

Least squares estimator

$$\begin{aligned}\widehat{\beta} &= (\Phi^T \Phi)^{-1} \Phi^T Y \\ &\approx \frac{1}{n} \Phi^T Y \quad (\text{for equally spaced observations only})\end{aligned}$$

Cross-validation estimate of  $\mathbb{E}[J(h)]$

$$\widehat{R}_{CV}(J) = \sum_{i=1}^n \left( Y_i - \sum_{j=1}^J \phi_j(x_i) \widehat{\beta}_{j,(-i)} \right)^2$$

## 20 Stochastic Processes

Stochastic Process

$$\{X_t : t \in T\} \quad T = \begin{cases} \{0, \pm 1, \dots\} = \mathbb{Z} & \text{discrete} \\ [0, \infty) & \text{continuous} \end{cases}$$

- Notations  $X_t, X(t)$
- State space  $\mathcal{X}$
- Index set  $T$

### 20.1 Markov Chains

Markov chain

$$\mathbb{P}[X_n = x | X_0, \dots, X_{n-1}] = \mathbb{P}[X_n = x | X_{n-1}] \quad \forall n \in T, x \in \mathcal{X}$$

Transition probabilities

$$\begin{aligned}p_{ij} &\equiv \mathbb{P}[X_{n+1} = j | X_n = i] \\ p_{ij}(n) &\equiv \mathbb{P}[X_{m+n} = j | X_m = i] \quad \text{n-step}\end{aligned}$$

Transition matrix  $\mathbf{P}$  (n-step:  $\mathbf{P}_n$ )

- $(i, j)$  element is  $p_{ij}$
- $p_{ij} > 0$
- $\sum_i p_{ij} = 1$

CHAPMAN-KOLMOGOROV

$$p_{ij}(m+n) = \sum_k p_{ik}(m) p_{kj}(n)$$

$$\mathbf{P}_{m+n} = \mathbf{P}_m \mathbf{P}_n$$

$$\mathbf{P}_n = \mathbf{P} \times \dots \times \mathbf{P} = \mathbf{P}^n$$

Marginal probability

$$\begin{aligned}\mu_n &= (\mu_n(1), \dots, \mu_n(N)) \quad \text{where } \mu_i(i) = \mathbb{P}[X_n = i] \\ \mu_0 &\triangleq \text{initial distribution} \\ \mu_n &= \mu_0 \mathbf{P}^n\end{aligned}$$



## 20.2 Poisson Processes

Poisson process

- $\{X_t : t \in [0, \infty)\}$  = number of events up to and including time  $t$
- $X_0 = 0$
- Independent increments:

$$\forall t_0 < \dots < t_n : X_{t_1} - X_{t_0} \perp\!\!\!\perp \dots \perp\!\!\!\perp X_{t_n} - X_{t_{n-1}}$$

- Intensity function  $\lambda(t)$ 
  - $\mathbb{P}[X_{t+h} - X_t = 1] = \lambda(t)h + o(h)$
  - $\mathbb{P}[X_{t+h} - X_t = 2] = o(h)$
- $X_{s+t} - X_s \sim \text{Po}(m(s+t) - m(s))$  where  $m(t) = \int_0^t \lambda(s) ds$

Homogeneous Poisson process

$$\lambda(t) \equiv \lambda \implies X_t \sim \text{Po}(\lambda t) \quad \lambda > 0$$

Waiting times

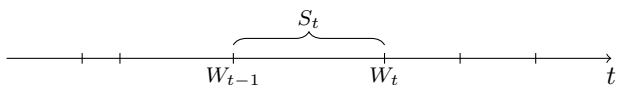
$W_t :=$  time at which  $X_t$  occurs

$$W_t \sim \text{Gamma}\left(t, \frac{1}{\lambda}\right)$$

Interarrival times

$$S_t = W_{t+1} - W_t$$

$$S_t \sim \text{Exp}\left(\frac{1}{\lambda}\right)$$



## 21 Time Series

Mean function

$$\mu_{x_t} = \mathbb{E}[x_t] = \int_{-\infty}^{\infty} x f_t(x) dx$$

Autocovariance function

$$\gamma_x(s, t) = \mathbb{E}[(x_s - \mu_s)(x_t - \mu_t)] = \mathbb{E}[x_s x_t] - \mu_s \mu_t$$

$$\gamma_x(t, t) = \mathbb{E}[(x_t - \mu_t)^2] = \mathbb{V}[x_t]$$

Autocorrelation function (ACF)

$$\rho(s, t) = \frac{\text{Cov}[x_s, x_t]}{\sqrt{\mathbb{V}[x_s] \mathbb{V}[x_t]}} = \frac{\gamma(s, t)}{\sqrt{\gamma(s, s) \gamma(t, t)}}$$

Cross-covariance function (CCV)

$$\gamma_{xy}(s, t) = \mathbb{E}[(x_s - \mu_{x_s})(y_t - \mu_{y_t})]$$

Cross-correlation function (CCF)

$$\rho_{xy}(s, t) = \frac{\gamma_{xy}(s, t)}{\sqrt{\gamma_x(s, s) \gamma_y(t, t)}}$$

Backshift operator

$$B^k(x_t) = x_{t-k}$$

Difference operator

$$\nabla^d = (1 - B)^d$$

White noise

- $w_t \sim wn(0, \sigma_w^2)$
- Gaussian:  $w_t \stackrel{iid}{\sim} \mathcal{N}(0, \sigma_w^2)$
- $\mathbb{E}[w_t] = 0 \quad t \in T$
- $\mathbb{V}[w_t] = \sigma^2 \quad t \in T$
- $\gamma_w(s, t) = 0 \quad s \neq t \wedge s, t \in T$

Random walk

- Drift  $\delta$
- $x_t = \delta t + \sum_{j=1}^t w_j$
- $\mathbb{E}[x_t] = \delta t$

Symmetric moving average

$$m_t = \sum_{j=-k}^k a_j x_{t-j} \quad \text{where } a_j = a_{-j} \geq 0 \text{ and } \sum_{j=-k}^k a_j = 1$$

## 21.1 Stationary Time Series

Strictly stationary

$$\mathbb{P}[x_{t_1} \leq c_1, \dots, x_{t_k} \leq c_k] = \mathbb{P}[x_{t_1+h} \leq c_1, \dots, x_{t_k+h} \leq c_k]$$

$$\forall k \in \mathbb{N}, t_k, c_k, h \in \mathbb{Z}$$

Weakly stationary

- $\mathbb{E}[x_t^2] < \infty \quad \forall t \in \mathbb{Z}$
- $\mathbb{E}[x_t^2] = m \quad \forall t \in \mathbb{Z}$
- $\gamma_x(s, t) = \gamma_x(s+r, t+r) \quad \forall r, s, t \in \mathbb{Z}$

Autocovariance function

- $\gamma(h) = \mathbb{E}[(x_{t+h} - \mu)(x_t - \mu)] \quad \forall h \in \mathbb{Z}$
- $\gamma(0) = \mathbb{E}[(x_t - \mu)^2]$
- $\gamma(0) \geq 0$
- $\gamma(0) \geq |\gamma(h)|$
- $\gamma(h) = \gamma(-h)$

Autocorrelation function (ACF)

$$\rho_x(h) = \frac{\text{Cov}[x_{t+h}, x_t]}{\sqrt{\mathbb{V}[x_{t+h}] \mathbb{V}[x_t]}} = \frac{\gamma(t+h, t)}{\sqrt{\gamma(t+h, t+h)\gamma(t, t)}} = \frac{\gamma(h)}{\gamma(0)}$$

Jointly stationary time series

$$\gamma_{xy}(h) = \mathbb{E}[(x_{t+h} - \mu_x)(y_t - \mu_y)]$$

$$\rho_{xy}(h) = \frac{\gamma_{xy}(h)}{\sqrt{\gamma_x(0)\gamma_y(0)}}$$

Linear process

$$x_t = \mu + \sum_{j=-\infty}^{\infty} \psi_j w_{t-j} \quad \text{where} \quad \sum_{j=-\infty}^{\infty} |\psi_j| < \infty$$

$$\gamma(h) = \sigma_w^2 \sum_{j=-\infty}^{\infty} \psi_{j+h} \psi_j$$

## 21.2 Estimation of Correlation

Sample mean

$$\bar{x} = \frac{1}{n} \sum_{t=1}^n x_t$$

Sample variance

$$\mathbb{V}[\bar{x}] = \frac{1}{n} \sum_{h=-n}^n \left(1 - \frac{|h|}{n}\right) \gamma_x(h)$$

Sample autocovariance function

$$\hat{\gamma}(h) = \frac{1}{n} \sum_{t=1}^{n-h} (x_{t+h} - \bar{x})(x_t - \bar{x})$$

Sample autocorrelation function

$$\hat{\rho}(h) = \frac{\hat{\gamma}(h)}{\hat{\gamma}(0)}$$

Sample cross-variance function

$$\hat{\gamma}_{xy}(h) = \frac{1}{n} \sum_{t=1}^{n-h} (x_{t+h} - \bar{x})(y_t - \bar{y})$$

Sample cross-correlation function

$$\hat{\rho}_{xy}(h) = \frac{\hat{\gamma}_{xy}(h)}{\sqrt{\hat{\gamma}_x(0)\hat{\gamma}_y(0)}}$$

Properties

- $\sigma_{\hat{\rho}_x(h)} = \frac{1}{\sqrt{n}}$  if  $x_t$  is white noise
- $\sigma_{\hat{\rho}_{xy}(h)} = \frac{1}{\sqrt{n}}$  if  $x_t$  or  $y_t$  is white noise

## 21.3 Non-Stationary Time Series

Classical decomposition model

$$x_t = \mu_t + s_t + w_t$$

- $\mu_t$  = trend
- $s_t$  = seasonal component
- $w_t$  = random noise term

### 21.3.1 Detrending

Least squares

1. Choose trend model, e.g.,  $\mu_t = \beta_0 + \beta_1 t + \beta_2 t^2$
2. Minimize RSS to obtain trend estimate  $\hat{\mu}_t = \hat{\beta}_0 + \hat{\beta}_1 t + \hat{\beta}_2 t^2$
3. Residuals  $\triangleq$  noise  $w_t$

Moving average

- The *low-pass* filter  $v_t$  is a symmetric moving average  $m_t$  with  $a_j = \frac{1}{2k+1}$ :

$$v_t = \frac{1}{2k+1} \sum_{i=-k}^k x_{t-i}$$

- If  $\frac{1}{2k+1} \sum_{i=-k}^k w_{t-j} \approx 0$ , a linear trend function  $\mu_t = \beta_0 + \beta_1 t$  passes without distortion

Differencing

- $\mu_t = \beta_0 + \beta_1 t \implies \nabla x_t = \beta_1$

## 21.4 ARIMA models

Autoregressive polynomial

$$\phi(z) = 1 - \phi_1 z - \dots - \phi_p z^p \quad z \in \mathbb{C} \wedge \phi_p \neq 0$$

Autoregressive operator

$$\phi(B) = 1 - \phi_1 B - \dots - \phi_p B^p$$

Autoregressive model order  $p$ , AR( $p$ )

$$x_t = \phi_1 x_{t-1} + \dots + \phi_p x_{t-p} + w_t \iff \phi(B)x_t = w_t$$

AR(1)

$$\bullet x_t = \phi^k(x_{t-k}) + \sum_{j=0}^{k-1} \phi^j(w_{t-j}) \xrightarrow{k \rightarrow \infty, |\phi| < 1} \underbrace{\sum_{j=0}^{\infty} \phi^j(w_{t-j})}_{\text{linear process}}$$

- $\mathbb{E}[x_t] = \sum_{j=0}^{\infty} \phi^j(\mathbb{E}[w_{t-j}]) = 0$
- $\gamma(h) = \text{Cov}[x_{t+h}, x_t] = \frac{\sigma_w^2 \phi^h}{1 - \phi^2}$
- $\rho(h) = \frac{\gamma(h)}{\gamma(0)} = \phi^h$
- $\rho(h) = \phi \rho(h-1) \quad h = 1, 2, \dots$

Moving average polynomial

$$\theta(z) = 1 + \theta_1 z + \dots + \theta_q z^q \quad z \in \mathbb{C} \wedge \theta_q \neq 0$$

Moving average operator

$$\theta(B) = 1 + \theta_1 B + \dots + \theta_p B^p$$

MA( $q$ ) (moving average model order  $q$ )

$$x_t = w_t + \theta_1 w_{t-1} + \dots + \theta_q w_{t-q} \iff x_t = \theta(B)w_t$$

$$\mathbb{E}[x_t] = \sum_{j=0}^q \theta_j \mathbb{E}[w_{t-j}] = 0$$

$$\gamma(h) = \text{Cov}[x_{t+h}, x_t] = \begin{cases} \sigma_w^2 \sum_{j=0}^{q-h} \theta_j \theta_{j+h} & 0 \leq h \leq q \\ 0 & h > q \end{cases}$$

MA(1)

$$x_t = w_t + \theta w_{t-1}$$

$$\gamma(h) = \begin{cases} (1 + \theta^2)\sigma_w^2 & h = 0 \\ \theta\sigma_w^2 & h = 1 \\ 0 & h > 1 \end{cases}$$

$$\rho(h) = \begin{cases} \frac{\theta}{(1+\theta^2)} & h = 1 \\ 0 & h > 1 \end{cases}$$

ARMA( $p, q$ )

$$x_t = \phi_1 x_{t-1} + \dots + \phi_p x_{t-p} + w_t + \theta_1 w_{t-1} + \dots + \theta_q w_{t-q}$$

$$\phi(B)x_t = \theta(B)w_t$$

Partial autocorrelation function (PACF)

- $x_i^{h-1} \triangleq$  regression of  $x_i$  on  $\{x_{h-1}, x_{h-2}, \dots, x_1\}$
- $\phi_{hh} = \text{corr}(x_h - x_h^{h-1}, x_0 - x_0^{h-1}) \quad h \geq 2$
- E.g.,  $\phi_{11} = \text{corr}(x_1, x_0) = \rho(1)$

ARIMA( $p, d, q$ )

$$\nabla^d x_t = (1 - B)^d x_t \text{ is ARMA}(p, q)$$

$$\phi(B)(1 - B)^d x_t = \theta(B)w_t$$

Exponentially Weighted Moving Average (EWMA)

$$x_t = x_{t-1} + w_t - \lambda w_{t-1}$$

$$x_t = \sum_{j=1}^{\infty} (1-\lambda)\lambda^{j-1}x_{t-j} + w_t \quad \text{when } |\lambda| < 1$$

$$\tilde{x}_{n+1} = (1-\lambda)x_n + \lambda\tilde{x}_n$$

Seasonal ARIMA

- Denoted by ARIMA  $(p, d, q) \times (P, D, Q)_s$
- $\Phi_P(B^s)\phi(B)\nabla_s^D\nabla^d x_t = \delta + \Theta_Q(B^s)\theta(B)w_t$

### 21.4.1 Causality and Invertibility

ARMA  $(p, q)$  is causal (future-independent)  $\iff \exists\{\psi_j\} : \sum_{j=0}^{\infty} \psi_j < \infty$  such that

$$x_t = \sum_{j=0}^{\infty} w_{t-j} = \psi(B)w_t$$

ARMA  $(p, q)$  is invertible  $\iff \exists\{\pi_j\} : \sum_{j=0}^{\infty} \pi_j < \infty$  such that

$$\pi(B)x_t = \sum_{j=0}^{\infty} X_{t-j} = w_t$$

Properties

- ARMA  $(p, q)$  causal  $\iff$  roots of  $\phi(z)$  lie outside the unit circle

$$\psi(z) = \sum_{j=0}^{\infty} \psi_j z^j = \frac{\theta(z)}{\phi(z)} \quad |z| \leq 1$$

- ARMA  $(p, q)$  invertible  $\iff$  roots of  $\theta(z)$  lie outside the unit circle

$$\pi(z) = \sum_{j=0}^{\infty} \pi_j z^j = \frac{\phi(z)}{\theta(z)} \quad |z| \leq 1$$

Behavior of the ACF and PACF for causal and invertible ARMA models

	AR $(p)$	MA $(q)$	ARMA $(p, q)$
ACF	tails off	cuts off after lag $q$	tails off
PACF	cuts off after lag $p$	tails off $q$	tails off

## 21.5 Spectral Analysis

Periodic process

$$\begin{aligned} x_t &= A \cos(2\pi\omega t + \phi) \\ &= U_1 \cos(2\pi\omega t) + U_2 \sin(2\pi\omega t) \end{aligned}$$

- Frequency index  $\omega$  (cycles per unit time), period  $1/\omega$
- Amplitude  $A$
- Phase  $\phi$
- $U_1 = A \cos \phi$  and  $U_2 = A \sin \phi$  often normally distributed RV's

Periodic mixture

$$x_t = \sum_{k=1}^q (U_{k1} \cos(2\pi\omega_k t) + U_{k2} \sin(2\pi\omega_k t))$$

- $U_{k1}, U_{k2}$ , for  $k = 1, \dots, q$ , are independent zero-mean RV's with variances  $\sigma_k^2$
- $\gamma(h) = \sum_{k=1}^q \sigma_k^2 \cos(2\pi\omega_k h)$
- $\gamma(0) = \mathbb{E}[x_t^2] = \sum_{k=1}^q \sigma_k^2$

Spectral representation of a periodic process

$$\begin{aligned} \gamma(h) &= \sigma^2 \cos(2\pi\omega_0 h) \\ &= \frac{\sigma^2}{2} e^{-2\pi i\omega_0 h} + \frac{\sigma^2}{2} e^{2\pi i\omega_0 h} \\ &= \int_{-1/2}^{1/2} e^{2\pi i\omega h} dF(\omega) \end{aligned}$$

Spectral distribution function

$$F(\omega) = \begin{cases} 0 & \omega < -\omega_0 \\ \sigma^2/2 & -\omega_0 \leq \omega < \omega_0 \\ \sigma^2 & \omega \geq \omega_0 \end{cases}$$

- $F(-\infty) = F(-1/2) = 0$
- $F(\infty) = F(1/2) = \gamma(0)$

Spectral density

$$f(\omega) = \sum_{h=-\infty}^{\infty} \gamma(h) e^{-2\pi i\omega h} \quad -\frac{1}{2} \leq \omega \leq \frac{1}{2}$$

- Needs  $\sum_{h=-\infty}^{\infty} |\gamma(h)| < \infty \implies \gamma(h) = \int_{-1/2}^{1/2} e^{2\pi i\omega h} f(\omega) d\omega \quad h = 0, \pm 1, \dots$
- $f(\omega) \geq 0$
- $f(\omega) = f(-\omega)$
- $f(\omega) = f(1-\omega)$
- $\gamma(0) = \mathbb{V}[x_t] = \int_{-1/2}^{1/2} f(\omega) d\omega$
- White noise:  $f_w(\omega) = \sigma_w^2$

- ARMA  $(p, q)$ ,  $\phi(B)x_t = \theta(B)w_t$ :

$$f_x(\omega) = \sigma_w^2 \frac{|\theta(e^{-2\pi i\omega})|^2}{|\phi(e^{-2\pi i\omega})|^2}$$

where  $\phi(z) = 1 - \sum_{k=1}^p \phi_k z^k$  and  $\theta(z) = 1 + \sum_{k=1}^q \theta_k z^k$

Discrete Fourier Transform (DFT)

$$d(\omega_j) = n^{-1/2} \sum_{t=1}^n x_t e^{-2\pi i\omega_j t}$$

Fourier/Fundamental frequencies

$$\omega_j = j/n$$

Inverse DFT

$$x_t = n^{-1/2} \sum_{j=0}^{n-1} d(\omega_j) e^{2\pi i\omega_j t}$$

Periodogram

$$I(j/n) = |d(j/n)|^2$$

Scaled Periodogram

$$\begin{aligned} P(j/n) &= \frac{4}{n} I(j/n) \\ &= \left( \frac{2}{n} \sum_{t=1}^n x_t \cos(2\pi t j/n) \right)^2 + \left( \frac{2}{n} \sum_{t=1}^n x_t \sin(2\pi t j/n) \right)^2 \end{aligned}$$

## 22 Math

### 22.1 Gamma Function

- Ordinary:  $\Gamma(s) = \int_0^\infty t^{s-1} e^{-t} dt$
- Upper incomplete:  $\Gamma(s, x) = \int_x^\infty t^{s-1} e^{-t} dt$
- Lower incomplete:  $\gamma(s, x) = \int_0^x t^{s-1} e^{-t} dt$
- $\Gamma(\alpha + 1) = \alpha \Gamma(\alpha) \quad \alpha > 1$
- $\Gamma(n) = (n-1)! \quad n \in \mathbb{N}$
- $\Gamma(0) = \Gamma(-1) = \infty$
- $\Gamma(1/2) = \sqrt{\pi}$
- $\Gamma(-1/2) = -2\Gamma(1/2)$

### 22.2 Beta Function

- Ordinary:  $B(x, y) = B(y, x) = \int_0^1 t^{x-1} (1-t)^{y-1} dt = \frac{\Gamma(x)\Gamma(y)}{\Gamma(x+y)}$
- Incomplete:  $B(x; a, b) = \int_0^x t^{a-1} (1-t)^{b-1} dt$
- Regularized incomplete: 
$$I_x(a, b) = \frac{B(x; a, b)}{B(a, b)} \stackrel{a, b \in \mathbb{N}}{=} \sum_{j=a}^{a+b-1} \frac{(a+b-1)!}{j!(a+b-1-j)!} x^j (1-x)^{a+b-1-j}$$
- $I_0(a, b) = 0 \quad I_1(a, b) = 1$
- $I_x(a, b) = 1 - I_{1-x}(b, a)$

### 22.3 Series

Finite

- $\sum_{k=1}^n k = \frac{n(n+1)}{2}$
- $\sum_{k=1}^n (2k-1) = n^2$
- $\sum_{k=1}^n k^2 = \frac{n(n+1)(2n+1)}{6}$
- $\sum_{k=1}^n k^3 = \left( \frac{n(n+1)}{2} \right)^2$
- $\sum_{k=0}^n c^k = \frac{c^{n+1} - 1}{c - 1} \quad c \neq 1$

Binomial

- $\sum_{k=0}^n \binom{n}{k} = 2^n$
- $\sum_{k=0}^n \binom{r+k}{k} = \binom{r+n+1}{n}$
- $\sum_{k=0}^n \binom{k}{m} = \binom{n+1}{m+1}$
- VANDERMONDE's Identity:  $\sum_{k=0}^r \binom{m}{k} \binom{n}{r-k} = \binom{m+n}{r}$
- Binomial Theorem:  $\sum_{k=0}^n \binom{n}{k} a^{n-k} b^k = (a+b)^n$

Infinite

- $\sum_{k=0}^\infty p^k = \frac{1}{1-p}, \quad \sum_{k=1}^\infty p^k = \frac{p}{1-p} \quad |p| < 1$
- $\sum_{k=0}^\infty k p^{k-1} = \frac{d}{dp} \left( \sum_{k=0}^\infty p^k \right) = \frac{d}{dp} \left( \frac{1}{1-p} \right) = \frac{1}{(1-p)^2} \quad |p| < 1$
- $\sum_{k=0}^\infty \binom{r+k-1}{k} x^k = (1-x)^{-r} \quad r \in \mathbb{N}^+$
- $\sum_{k=0}^\infty \binom{\alpha}{k} p^k = (1+p)^\alpha \quad |p| < 1, \alpha \in \mathbb{C}$

## 22.4 Combinatorics

### Sampling

$k$ out of $n$	w/o replacement	w/ replacement
ordered	$n^{\underline{k}} = \prod_{i=0}^{k-1} (n-i) = \frac{n!}{(n-k)!}$	$n^k$
unordered	$\binom{n}{k} = \frac{n^{\underline{k}}}{k!} = \frac{n!}{k!(n-k)!}$	$\binom{n-1+r}{r} = \binom{n-1+r}{n-1}$

Stirling numbers, 2<sup>nd</sup> kind

$$\left\{ \begin{matrix} n \\ k \end{matrix} \right\} = k \left\{ \begin{matrix} n-1 \\ k \end{matrix} \right\} + \left\{ \begin{matrix} n-1 \\ k-1 \end{matrix} \right\} \quad 1 \leq k \leq n \quad \left\{ \begin{matrix} n \\ 0 \end{matrix} \right\} = \begin{cases} 1 & n=0 \\ 0 & \text{else} \end{cases}$$

Partitions

$$P_{n+k,k} = \sum_{i=1}^n P_{n,i} \quad k > n : P_{n,k} = 0 \quad n \geq 1 : P_{n,0} = 0, P_{0,0} = 1$$

Balls and Urns  $f : B \rightarrow U$   $D =$  distinguishable,  $\neg D =$  indistinguishable.

$ B  = n,  U  = m$	$f$ arbitrary	$f$ injective	$f$ surjective	$f$ bijective
$B : D, U : D$	$m^n$	$\begin{cases} m^{\underline{n}} & m \geq n \\ 0 & \text{else} \end{cases}$	$m! \binom{n}{m}$	$\begin{cases} n! & m = n \\ 0 & \text{else} \end{cases}$
$B : \neg D, U : D$	$\binom{m+n-1}{n}$	$\binom{m}{n}$	$\binom{n-1}{m-1}$	$\begin{cases} 1 & m = n \\ 0 & \text{else} \end{cases}$
$B : D, U : \neg D$	$\sum_{k=1}^m \left\{ \begin{matrix} n \\ k \end{matrix} \right\}$	$\begin{cases} 1 & m \geq n \\ 0 & \text{else} \end{cases}$	$\left\{ \begin{matrix} n \\ m \end{matrix} \right\}$	$\begin{cases} 1 & m = n \\ 0 & \text{else} \end{cases}$
$B : \neg D, U : \neg D$	$\sum_{k=1}^m P_{n,k}$	$\begin{cases} 1 & m \geq n \\ 0 & \text{else} \end{cases}$	$P_{n,m}$	$\begin{cases} 1 & m = n \\ 0 & \text{else} \end{cases}$

## References

- [1] P. G. Hoel, S. C. Port, and C. J. Stone. *Introduction to Probability Theory*. Brooks Cole, 1972.
- [2] L. M. Leemis and J. T. McQueston. Univariate Distribution Relationships. *The American Statistician*, 62(1):45–53, 2008.

- [3] R. H. Shumway and D. S. Stoffer. *Time Series Analysis and Its Applications With R Examples*. Springer, 2006.
- [4] A. Steger. *Diskrete Strukturen – Band 1: Kombinatorik, Graphentheorie, Algebra*. Springer, 2001.
- [5] A. Steger. *Diskrete Strukturen – Band 2: Wahrscheinlichkeitstheorie und Statistik*. Springer, 2002.
- [6] L. Wasserman. *All of Statistics: A Concise Course in Statistical Inference*. Springer, 2003.

