



# **RMG-Py API Reference**

*Release 3.1.0*

**William H. Green, Richard H. West, and the RMG Team**

Apr 23, 2021



# CONTENTS

<b>1</b>	<b>RMG API Reference</b>	<b>3</b>
1.1	Arkane (arkane) . . . . .	3
1.2	Chemkin files (rmgpy.chemkin) . . . . .	8
1.3	Physical constants (rmgpy.constants) . . . . .	11
1.4	Database (rmgpy.data) . . . . .	11
1.5	Kinetics (rmgpy.kinetics) . . . . .	75
1.6	Molecular representations (rmgpy.molecule) . . . . .	97
1.7	Pressure dependence (rmgpy.pdep) . . . . .	145
1.8	QMTP (rmgpy.qm) . . . . .	153
1.9	Physical quantities (rmgpy.quantity) . . . . .	172
1.10	Reactions (rmgpy.reaction) . . . . .	176
1.11	Reaction mechanism generation (rmgpy.rmg) . . . . .	182
1.12	Reaction system simulation (rmgpy.solver) . . . . .	197
1.13	Species (rmgpy.species) . . . . .	208
1.14	Statistical mechanics (rmgpy.statmech) . . . . .	212
1.15	Thermodynamics (rmgpy.thermo) . . . . .	229
1.16	RMG Exceptions (rmgpy.exceptions) . . . . .	241
	<b>Bibliography</b>	<b>247</b>
	<b>Python Module Index</b>	<b>249</b>
	<b>Index</b>	<b>251</b>



RMG is an automatic chemical reaction mechanism generator that constructs kinetic models composed of elementary chemical reaction steps using a general understanding of how molecules react.

This is the API Reference guide for RMG. For instructions on how to use RMG, please refer to the User Guide.

For the latest documentation and source code, please visit <http://reactionmechanismgenerator.github.io/RMG-Py/>



## RMG API REFERENCE

This document provides the complete details of the application programming interface (API) for the Python version of the Reaction Mechanism Generator. The functionality of RMG-Py is divided into many modules and subpackages. An overview of these components is given in the table below. Click on the name of a component to learn more and view its API.

Module	Description
<a href="#">arkane</a>	Computing chemical properties from quantum chemistry calculations
<a href="#">rmgpy.chemkin</a>	Reading and writing models in Chemkin format
<a href="#">rmgpy.constants</a>	Physical constants
<a href="#">rmgpy.data</a>	Working with the RMG database
<a href="#">rmgpy.kinetics</a>	Kinetics models of chemical reaction rates
<a href="#">rmgpy.molecule</a>	Molecular representations using chemical graph theory
<a href="#">rmgpy.pdep</a>	Pressure-dependent kinetics from master equation models
<a href="#">rmgpy.qm</a>	On-the-fly quantum calculations
<a href="#">rmgpy.quantity</a>	Physical quantities and unit conversions
<a href="#">rmgpy.reaction</a>	Chemical reactions
<a href="#">rmgpy.rmg</a>	Automatic reaction mechanism generation
<a href="#">rmgpy.solver</a>	Modeling reaction systems
<a href="#">rmgpy.species</a>	Chemical species
<a href="#">rmgpy.statmech</a>	Statistical mechanics models of molecular degrees of freedom
<a href="#">rmgpy.thermo</a>	Thermodynamics models of chemical species
<a href="#">rmgpy.exceptions</a>	Custom RMG exception classes

## 1.1 Arkane (arkane)

The *arkane* subpackage contains the main functionality for Arkane, a tool for computing thermodynamic and kinetic properties of chemical species and reactions.

### 1.1.1 Reading electronic structure software log files

Class	Description
Log	Base class for generic log files
GaussianLog	Extract chemical parameters from Gaussian log files
MolproLog	Extract chemical parameters from Molpro log files
OrcaLog	Extract chemical parameters from Orca log files
QChemLog	Extract chemical parameters from Q-Chem log files
TeraChemLog	Extract chemical parameters from TeraChem log files

### 1.1.2 Input

Function	Description
<code>load_input_file()</code>	Load an Arkane job input file

### 1.1.3 Output

Function	Description
<i>PrettifyVisitor</i>	Custom Abstract Syntax Tree (AST) visitor class
<i>prettify()</i>	Pretty formatting for a Python syntax string
<i>get_str_xyz()</i>	Pretty formatting for XYZ coordinates
<i>save_thermo_lib()</i>	Save an RMG thermo library
<i>save_kinetics_lib()</i>	Save an RMG kinetics library

### 1.1.4 Job classes

Class	Description
Arkane	Main class for Arkane jobs
StatMechJob	Compute the molecular degrees of freedom for a molecular conformation
ThermoJob	Compute the thermodynamic properties of a species
KineticsJob	Compute the high pressure-limit rate coefficient for a reaction using transition state theory
PressureDependenceJob	Compute the phenomenological pressure-dependent rate coefficients $k(T, P)$ for a uni-molecular reaction network
ExplorerJob	Explore a potential energy surface starting from a source

### 1.1.5 Sensitivity analysis

Class	Description
<i>KineticsSensitivity</i>	Perform sensitivity analysis for a kinetics job
<i>PDepSensitivity</i>	Perform sensitivity analysis for a pressure dependence job



## 1.1.6 Utility modules

Class	Description
<code>arkane.common</code>	Contains <code>common.ArkaneSpecies</code> and other commonly used functions
<code>arkane.util</code>	Other utility functions

`arkane.ess.Log`

`arkane.ess.GaussianLog`

`arkane.ess.MolproLog`

`arkane.ess.OrcaLog`

`arkane.ess.QchemLog`

`arkane.ess.TeraChemLog`

Arkane input files

`arkane.KineticsJob`

`arkane.Arkane`

Saving Arkane output

This module contains helper functionality for writing Arkane output files.

**class** `arkane.output.PrettifyVisitor`(*level=0, indent=4*)

A class for traversing an abstract syntax tree to assemble a prettier version of the code used to create the tree. Used by the `prettify()` function.

**generic\_visit**(*node*)

Called if no explicit visitor function exists for a node.

**visit**(*node*)

Visit a node.

**visit\_Call**(*node*)

Return a pretty representation of the class or function call represented by *node*.

**visit\_Dict**(*node*)

Return a pretty representation of the dict represented by *node*.

**visit\_List**(*node*)

Return a pretty representation of the list represented by *node*.

**visit\_Num**(*node*)

Return a pretty representation of the number represented by *node*.

**visit\_Str**(*node*)

Return a pretty representation of the string represented by *node*.

**visit\_Tuple**(*node*)

Return a pretty representation of the tuple represented by *node*.

**visit\_UnaryOp**(*node*)

Return a pretty representation of the number represented by *node*.

arkane.output.**get\_str\_xyz**(*spc*)

Get a string representation of the 3D coordinates from the conformer.

**Parameters** *spc* (*Species*) – A Species instance.

**Returns** A string representation of the coordinates

**Return type** str

arkane.output.**prettify**(*string*, *indent=4*)

Return a “pretty” version of the given *string*, representing a snippet of Python code such as a representation of an object or function. This involves splitting of tuples, lists, and dicts (including parameter lists) onto multiple lines, indenting as appropriate for readability.

arkane.output.**save\_kinetics\_lib**(*rxn\_list*, *path*, *name*, *lib\_long\_desc*)

Save an RMG kinetics library.

**Parameters**

- **rxn\_list** (*list*) – Entries are Reaction object instances for which kinetics will be saved.
- **path** (*str*) – The base folder in which the kinetic library will be saved.
- **name** (*str*) – The library name.
- **lib\_long\_desc** (*str*) – A multiline string with relevant description.

arkane.output.**save\_thermo\_lib**(*species\_list*, *path*, *name*, *lib\_long\_desc*)

Save an RMG thermo library.

**Parameters**

- **species\_list** (*list*) – Entries are Species object instances for which thermo will be saved.
- **path** (*str*) – The base folder in which the thermo library will be saved.
- **name** (*str*) – The library name.
- **lib\_long\_desc** (*str*) – A multiline string with relevant description.

**arkane.PressureDependenceJob**

**arkane.StatMechJob**

**arkane.ThermoJob**

**arkane.ExplorerJob**

**Sensitivity Analysis**

This module contains classes for sensitivity analysis of kinetics and pressure-dependent jobs.

**class** arkane.sensitivity.**KineticsSensitivity**(*job*, *output\_directory*)

The *KineticsSensitivity* class represents an instance of a sensitivity analysis job performed for a Kinetic-*sJob*. The attributes are:

At-tribute	Description
<i>conditions</i>	A list of the conditions at which the sensitivity coefficients are calculated
<i>job</i>	The KineticsJob object
<i>f_rates</i>	A list of forward rates from <i>job</i> at the respective <i>conditions</i> in the appropriate units
<i>r_rates</i>	A list of reverse rates from <i>job</i> at the respective <i>conditions</i> in the appropriate units
<i>f_sa_rates</i>	A dictionary with Species as keys and each value is a list of forward rates from <i>job</i> at the respective <i>conditions</i> in the appropriate units after perturbing the corresponding Species' E0
<i>r_sa_rates</i>	Same as <i>f_sa_rates</i> , only for the reverse direction
<i>f_sa_coefficients</i>	A dictionary with Species keys and sensitivity coefficients in the forward direction as values
<i>r_sa_coefficients</i>	A dictionary with Species keys and sensitivity coefficients in the reverse direction as values

**execute()**

Execute the sensitivity analysis for a :class:KineticsJob: object

**perturb(species)**

Perturb a species' E0

**plot()**

Plot the SA results as horizontal bars

**save()**

Save the SA results as tabulated data as well as in YAML format

**unperturb(species)**

Return the species' E0 to its original value

**class** arkane.sensitivity.PDepSensitivity(*job, output\_directory, perturbation*)

The Sensitivity class represents an instance of a sensitivity analysis job performed for a PressureDependenceJob. The attributes are:

At-tribute	Description
<i>conditions</i>	A list of the conditions (each entry is a list of one T and one P quantities) at which the sensitivity coefficients are calculated
<i>job</i>	The PressureDependenceJob object
<i>rates</i>	A dictionary with net_reactions as keys. Values are lists of forward rates from <i>job</i> for the respective path reaction at the respective <i>conditions</i> in the appropriate units
<i>sa_rates</i>	A dictionary with string representations of net_reactions as keys. Values are dictionaries with Wells or TransitionStates as keys and each value is a list of forward rates from <i>job</i> at the respective <i>conditions</i> after perturbing the corresponding well or TS's E0
<i>sa_coefficients</i>	A dictionary with similar structure as <i>sa_rates</i> , containing the sensitivity coefficients in the forward direction

**execute()**

Execute the sensitivity analysis for a :class:PressureDependenceJob: object

**perturb(entry, unperturb=False)**

Perturb E0 of *entry* which could be either a :class:TransitionState or a :class:Configuration. In the latter case, only the first species in the Configuration.species list is perturbed. The perturbation is done by addition of the energy amount in self.perturbation. If unperturb is *False*, the perturbation is addition of the energy amount in self.perturbation. If unperturb is *True*, this is done by subtracting.

**plot**(*wells, transition\_states*)

Draw the SA results as horizontal bars

**save**(*wells, transition\_states*)

Save the SA output as tabulated data as well as in YAML format

**unperturb**(*entry*)

A helper function for calling self.perturb cleanly when unperturbing

**arkane.common**

**arkane.util**

## 1.2 Chemkin files (`rmgpy.chemkin`)

The `rmgpy.chemkin` module contains functions for reading and writing of Chemkin and Chemkin-like files.

### 1.2.1 Reading Chemkin files

Function	Description
<code>load_chemkin_file()</code>	Load a reaction mechanism from a Chemkin file
<code>load_species_dictionary()</code>	Load a species dictionary from a file
<code>load_transport_file()</code>	Load a Chemkin transport properties file
<code>read_kinetics_entry()</code>	Read a single reaction entry from a Chemkin file
<code>read_reaction_comments()</code>	Read the comments associated with a reaction entry
<code>read_reactions_block()</code>	Read the reactions block of a Chemkin file
<code>read_thermo_entry()</code>	Read a single thermodynamics entry from a Chemkin file
<code>remove_comment_from_line()</code>	Remove comment text from a line of a Chemkin file or species dictionary

### 1.2.2 Writing Chemkin files

Function	Description
<code>save_chemkin_file()</code>	Save a reaction mechanism to a Chemkin file
<code>save_species_dictionary()</code>	Save a species dictionary to a file
<code>save_transport_file()</code>	Save a Chemkin transport properties file
<code>save_html_file()</code>	Save an HTML file representing a Chemkin mechanism
<code>save_java_kinetics_library()</code>	Save a mechanism to a (Chemkin-like) kinetics library for RMG-Java
<code>get_species_identifier()</code>	Return the Chemkin-valid identifier for a given species
<code>mark_duplicate_reactions()</code>	Find and mark all duplicate reactions in a mechanism
<code>write_kinetics_entry()</code>	Write a single reaction entry to a Chemkin file
<code>write_thermo_entry()</code>	Write a single thermodynamics entry to a Chemkin file

## Reading Chemkin files

### Main functions

#### `rmgpy.chemkin.load_chemkin_file()`

Load a Chemkin input file located at *path* on disk to *path*, returning lists of the species and reactions in the Chemkin file. The 'thermo\_path' point to a separate thermo file, or, if 'None' is specified, the function will look for the thermo database within the chemkin mechanism file

#### `rmgpy.chemkin.load_species_dictionary()`

Load an RMG dictionary - containing species identifiers and the associated adjacency lists - from the file located at *path* on disk. Returns a dict mapping the species identifiers to the loaded species. Resonance isomers for each species are automatically generated.

#### `rmgpy.chemkin.load_transport_file()`

Load a Chemkin transport properties file located at *path* and store the properties on the species in *species\_dict*.

### Helper functions

#### `rmgpy.chemkin.read_kinetics_entry()`

Read a kinetics *entry* for a single reaction as loaded from a Chemkin file. The associated mapping of labels to species *species\_dict* should also be provided. Returns a Reaction object with the reaction and its associated kinetics.

#### `rmgpy.chemkin.read_reaction_comments()`

Parse the *comments* associated with a given *reaction*. If the comments come from RMG (Py or Java), parse them and extract the useful information. Return the reaction object based on the information parsed from these comments. If *read* if False, the reaction is returned as an "Unclassified" LibraryReaction.

#### `rmgpy.chemkin.read_reactions_block()`

Read a reactions block from a Chemkin file stream.

This function can also read the `reactions.txt` and `pdepreactions.txt` files from RMG-Java kinetics libraries, which have a similar syntax.

#### `rmgpy.chemkin.read_thermo_entry()`

Read a thermodynamics *entry* for one species in a Chemkin file. Returns the label of the species and the thermodynamics model as a NASA object.

Format specification at <http://www2.galciit.caltech.edu/EDL/public/formats/chemkin.html>

#### `rmgpy.chemkin.remove_comment_from_line()`

Remove a comment from a line of a Chemkin file or species dictionary file.

Returns the line and the comment. If the comment is encoded with latin-1, it is converted to utf-8.

## Writing Chemkin files

### Main functions

#### `rmgpy.chemkin.save_chemkin_file()`

Save a Chemkin input file to *path* on disk containing the provided lists of *species* and *reactions*. If `check_for_duplicates` is False then we don't check for unlabeled duplicate reactions, thus saving time (eg. if you are sure you've already labeled them as duplicate).

`rmgpy.chemkin.save_species_dictionary()`

Save the given list of *species* as adjacency lists in a text file *path* on disk.

If `old_style==True` then it saves it in the old RMG-Java syntax.

`rmgpy.chemkin.save_transport_file()`

Save a Chemkin transport properties file to *path* on disk containing the transport properties of the given list of *species*.

The syntax is from the Chemkin TRANSPORT manual. The first 16 columns in each line of the database are reserved for the species name (Presently CHEMKIN is programmed to allow no more than 16-character names.) Columns 17 through 80 are free-format, and they contain the molecular parameters for each species. They are, in order:

1. An index indicating whether the molecule has a monatomic, linear or nonlinear geometrical configuration. If the index is 0, the molecule is a single atom. If the index is 1 the molecule is linear, and if it is 2, the molecule is nonlinear.
2. The Lennard-Jones potential well depth  $\epsilon/k_B$  in Kelvins.
3. The Lennard-Jones collision diameter  $\sigma$  in Angstroms.
4. The dipole moment  $\mu$  in Debye. Note: a Debye is  $10^{-18} \text{ cm}^3/2 \text{ erg}^{1/2}$ .
5. The polarizability  $\alpha$  in cubic Angstroms.
6. The rotational relaxation collision number  $Z_{rot}$  at 298K.
7. After the last number, a comment field can be enclosed in parenthesis.

`rmgpy.chemkin.save_html_file()`

Save an output HTML file from the contents of a RMG-Java output folder

`rmgpy.chemkin.save_java_kinetics_library()`

Save the reaction files for a RMG-Java kinetics library: `pdepreactions.txt` and `reactions.txt` given a list of reactions, with `species.txt` containing the RMG-Java formatted dictionary.

## Helper functions

`rmgpy.chemkin.get_species_identifier()`

Return a string identifier for the provided *species* that can be used in a Chemkin file. Although the Chemkin format allows up to 16 characters for a species identifier, this function uses a maximum of 10 to ensure that all reaction equations fit in the maximum limit of 52 characters.

`rmgpy.chemkin.write_kinetics_entry()`

Return a string representation of the reaction as used in a Chemkin file. Use `verbose = True` to turn on kinetics comments. Use `commented = True` to comment out the entire reaction. Use `java_library = True` in order to generate a kinetics entry suitable for an RMG-Java kinetics library.

`rmgpy.chemkin.write_thermo_entry()`

Return a string representation of the NASA model readable by Chemkin. To use this method you must have exactly two NASA polynomials in your model, and you must use the seven-coefficient forms for each.

`rmgpy.chemkin.mark_duplicate_reactions()`

For a given list of *reactions*, mark all of the duplicate reactions as understood by Chemkin.

This is pretty slow (quadratic in size of reactions list) so only call it if you're really worried you may have undetected duplicate reactions.

## 1.3 Physical constants (rmgpy.constants)

The `rmgpy.constants` module contains module-level variables defining relevant physical constants relevant in chemistry applications. The recommended method of importing this module is

```
import rmgpy.constants as constants
```

so as to not place the constants in the importing module's global namespace.

The constants defined in this module are listed in the table below:

Table 1: Physical constants defined in the `rmgpy.constants` module

Symbol	Constant	Value	Description
$E_h$	E_h	$4.35974434 \times 10^{-18}$ J	Hartree energy
$F$	F	96485.3365 C/mol	Faraday constant
$G$	G	$6.67384 \times 10^{-11}$ m <sup>3</sup> /kg · s <sup>2</sup>	Newtonian gravitational constant
$N_A$	Na	$6.02214179 \times 10^{23}$ mol <sup>-1</sup>	Avogadro constant
$R$	R	8.314472 J/mol · K	gas law constant
$a_0$	a0	$5.2917721092 \times 10^{-11}$ m	Bohr radius
$c$	c	299792458 m/s	speed of light in a vacuum
$e$	e	$1.602176565 \times 10^{-19}$ C	elementary charge
$g$	g	9.80665 m/s <sup>2</sup>	standard acceleration due to gravity
$h$	h	$6.62606896 \times 10^{-34}$ J · s	Planck constant
$\hbar$	hbar	$1.054571726 \times 10^{-34}$ J · s	reduced Planck constant
$k_B$	kB	$1.3806504 \times 10^{-23}$ J/K	Boltzmann constant
$m_e$	m_e	$9.10938291 \times 10^{-31}$ kg	electron rest mass
$m_n$	m_n	$1.674927351 \times 10^{-27}$ kg	neutron rest mass
$m_p$	m_p	$1.672621777 \times 10^{-27}$ kg	proton rest mass
$m_u$	amu	$1.660538921 \times 10^{-27}$ kg	atomic mass unit
$\pi$	pi	3.14159 ...	

## 1.4 Database (rmgpy.data)

### 1.4.1 General classes

Class/Function	Description
<i>Entry</i>	An entry in a database
<i>Database</i>	A database of entries
<i>LogicNode</i>	A node in a database that represents a logical collection of entries
<i>LogicAnd</i>	A logical collection of entries, where all entries in the collection must match
<i>LogicOr</i>	A logical collection of entries, where any entry in the collection can match
<i>make_logic_node()</i>	Create a <i>LogicNode</i> based on a string representation

### 1.4.2 Thermodynamics database

Class	Description
<i>ThermoDepository</i>	A depository of all thermodynamics parameters for one or more species
<i>ThermoLibrary</i>	A library of curated thermodynamics parameters for one or more species
<i>ThermoGroups</i>	A representation of a portion of a database for implementing the Benson group additivity method
<i>ThermoDatabase</i>	An entire thermodynamics database, including depositories, libraries, and groups

### 1.4.3 Kinetics database

Class	Description
<i>DepositoryReaction</i>	A reaction with kinetics determined from querying a kinetics depository
<i>LibraryReaction</i>	A reaction with kinetics determined from querying a kinetics library
<i>TemplateReaction</i>	A reaction with kinetics determined from querying a kinetics group additivity or rate rules method
<i>ReactionRecipe</i>	A sequence of actions that represent the process of a chemical reaction
<i>KineticsDepository</i>	A depository of all kinetics parameters for one or more reactions
<i>KineticsLibrary</i>	A library of curated kinetics parameters for one or more reactions
<i>KineticsGroups</i>	A set of group additivity values for a reaction family, organized in a tree
<i>KineticsRules</i>	A set of rate rules for a reaction family
<i>KineticsFamily</i>	A kinetics database for one reaction family, including depositories, libraries, groups, and rules
<i>KineticsDatabase</i>	A kinetics database for all reaction families, including depositories, libraries, groups, and rules

### 1.4.4 Statistical mechanics database

Class	Description
<i>GroupFrequencies</i>	A set of characteristic frequencies for a group in the frequency database
<i>StatmechDepository</i>	A depository of all statistical mechanics parameters for one or more species
<i>StatmechLibrary</i>	A library of curated statistical mechanics parameters for one or more species
<i>StatmechGroups</i>	A set of characteristic frequencies for various functional groups, organized in a tree
<i>StatmechDatabase</i>	An entire statistical mechanics database, including depositories, libraries, and groups



## 1.4.5 Statistical mechanics fitting

Class/Function	Description
<i>DirectFit</i>	DQED class for fitting a small number of vibrational frequencies and hindered rotors
<i>PseudoFit</i>	DQED class for fitting a large number of vibrational frequencies and hindered rotors by assuming degeneracies for both
<i>PseudoRotorFit</i>	DQED class for fitting a moderate number of vibrational frequencies and hindered rotors by assuming degeneracies for hindered rotors only
<i>fit_statmech_direct()</i>	Directly fit a small number of vibrational frequencies and hindered rotors
<i>fit_statmech_pseudo()</i>	Fit a large number of vibrational frequencies and hindered rotors by assuming degeneracies for both
<i>fit_statmech_pseudo_rotor()</i>	Fit a moderate number of vibrational frequencies and hindered rotors by assuming degeneracies for hindered rotors only
<i>fit_statmech_to_heat_capacity()</i>	Fit vibrational and torsional degrees of freedom to heat capacity data

### rmgpy.data.base.Database

**class** rmgpy.data.base.Database(*entries=None, top=None, label="", name="", solvent=None, short\_desc="", long\_desc="", metal=None, site=None, facet=None*)

An RMG-style database, consisting of a dictionary of entries (associating items with data), and an optional tree for assigning a hierarchy to the entries. The use of the tree enables the database to be easily extensible as more parameters are available.

In constructing the tree, it is important to develop a hierarchy such that siblings are mutually exclusive, to ensure that there is a unique path of descent down a tree for each structure. If non-mutually exclusive siblings are encountered, a warning is raised and the parent of the siblings is returned.

There is no requirement that the children of a node span the range of more specific permutations of the parent. As the database gets more complex, attempting to maintain complete sets of children for each parent in each database rapidly becomes untenable, and is against the spirit of extensibility behind the database development.

You must derive from this class and implement the `load_entry()`, `save_entry()`, `process_old_library_entry()`, and `generate_old_library_entry()` methods in order to load and save from the new and old database formats.

**ancestors**(*node*)

Returns all the ancestors of a node, climbing up the tree to the top.

**are\_siblings**(*node, node\_other*)

Return *True* if *node* and *node\_other* have the same parent node. Otherwise, return *False*. Both *node* and *node\_other* must be Entry types with items containing Group or LogicNode types.

**descend\_tree**(*structure, atoms, root=None, strict=False*)

Descend the tree in search of the functional group node that best matches the local structure around *atoms* in *structure*.

If *root=None* then uses the first matching top node.

Returns *None* if there is no matching root.

Set *strict* to *True* if all labels in final matched node must match that of the structure. This is used in kinetics groups to find the correct reaction template, but not generally used in other GAVs due to species generally not being pre-labeled.

**descendants**(*node*)

Returns all the descendants of a node, climbing down the tree to the bottom.

**generate\_old\_tree**(*entries*, *level*)

Generate a multi-line string representation of the current tree using the old-style syntax.

**get\_entries\_to\_save**()

Return a sorted list of the entries in this database that should be saved to the output file.

Then renumber the entry indexes so that we never have any duplicate indexes.

**get\_species**(*path*, *resonance=True*)

Load the dictionary containing all of the species in a kinetics library or depository.

**load**(*path*, *local\_context=None*, *global\_context=None*)

Load an RMG-style database from the file at location *path* on disk. The parameters *local\_context* and *global\_context* are used to provide specialized mapping of identifiers in the input file to corresponding functions to evaluate. This method will automatically add a few identifiers required by all data entries, so you don't need to provide these.

**load\_old**(*dictstr*, *treestr*, *libstr*, *num\_parameters*, *num\_labels=1*, *pattern=True*)

Load a dictionary-tree-library based database. The database is stored in three files: *dictstr* is the path to the dictionary, *treestr* to the tree, and *libstr* to the library. The tree is optional, and should be set to '' if not desired.

**load\_old\_dictionary**(*path*, *pattern*)

Parse an old-style RMG database dictionary located at *path*. An RMG dictionary is a list of key-value pairs of a one-line string key and a multi-line string value. Each record is separated by at least one empty line. Returns a `dict` object with the values converted to `Molecule` or `Group` objects depending on the value of *pattern*.

**load\_old\_library**(*path*, *num\_parameters*, *num\_labels=1*)

Parse an RMG database library located at *path*.

**load\_old\_tree**(*path*)

Parse an old-style RMG database tree located at *path*. An RMG tree is an n-ary tree representing the hierarchy of items in the dictionary.

**match\_node\_to\_child**(*parent\_node*, *child\_node*)

Return `True` if *parent\_node* is a parent of *child\_node*. Otherwise, return `False`. Both *parent\_node* and *child\_node* must be `Entry` types with items containing `Group` or `LogicNode` types. If *parent\_node* and *child\_node* are identical, the function will also return `False`.

**match\_node\_to\_node**(*node*, *node\_other*)

Return `True` if *node* and *node\_other* are identical. Otherwise, return `False`. Both *node* and *node\_other* must be `Entry` types with items containing `Group` or `LogicNode` types.

**match\_node\_to\_structure**(*node*, *structure*, *atoms*, *strict=False*)

Return `True` if the *structure* centered at *atom* matches the structure at *node* in the dictionary. The structure at *node* should have atoms with the appropriate labels because they are set on loading and never change. However, the atoms in *structure* may not have the correct labels, hence the *atoms* parameter. The *atoms* parameter may include extra labels, and so we only require that every labeled atom in the functional group represented by *node* has an equivalent labeled atom in *structure*.

Matching to structure is more strict than to node. All labels in structure must be found in node. However the reverse is not true, unless *strict* is set to `True`.

At-tribute	Description
<i>node</i>	Either an Entry or a key in the self.entries dictionary which has a Group or LogicNode as its Entry.item
<i>structure</i>	A Group or a Molecule
<i>atoms</i>	Dictionary of {label: atom} in the structure. A possible dictionary is the one produced by structure.get_all_labeled_atoms()
<i>strict</i>	If set to True, ensures that all the node's atomLabels are matched by in the structure

**parse\_old\_library**(*path*, *num\_parameters*, *num\_labels=1*)

Parse an RMG database library located at *path*, returning the loaded entries (rather than storing them in the database). This method does not discard duplicate entries.

**remove\_group**(*group\_to\_remove*)

Removes a group that is in a tree from the database. In addition to deleting from self.entries, it must also update the parent/child relationships

Returns the removed group

**save**(*path*)

Save the current database to the file at location *path* on disk.

**save\_dictionary**(*path*)

Extract species from all entries associated with a kinetics library or depository and save them to the path given.

**save\_old**(*dictstr*, *treestr*, *libstr*)

Save the current database to a set of text files using the old-style syntax.

**save\_old\_dictionary**(*path*)

Save the current database dictionary to a text file using the old-style syntax.

**save\_old\_library**(*path*)

Save the current database library to a text file using the old-style syntax.

**save\_old\_tree**(*path*)

Save the current database tree to a text file using the old-style syntax.

**rmgpy.data.kinetics.DepositoryReaction**

```
class rmgpy.data.kinetics.DepositoryReaction(index=- 1, reactants=None, products=None,
                                             specific_collider=None, kinetics=None, re-
                                             versible=True, transition_state=None, du-
                                             uplicate=False, degeneracy=1, pairs=None,
                                             depository=None, family=None, entry=None)
```

A Reaction object generated from a reaction depository. In addition to the usual attributes, this class includes *depository* and *entry* attributes to store the library and the entry in that depository that it was created from.

**calculate\_coll\_limit**(*temp*, *reverse*)

Calculate the collision limit rate in m<sup>3</sup>/mol-s for the given temperature implemented as recommended in Wang et al. doi 10.1016/j.combustflame.2017.08.005 (Eq. 1)

**calculate\_microcanonical\_rate\_coefficient**(*e\_list*, *j\_list*, *reac\_dens\_states*, *prod\_dens\_states*, *T*)

Calculate the microcanonical rate coefficient  $k(E)$  for the reaction *reaction* at the energies *e\_list* in J/mol. *reac\_dens\_states* and *prod\_dens\_states* are the densities of states of the reactant and product configurations

for this reaction. If the reaction is irreversible, only the reactant density of states is required; if the reaction is reversible, then both are required. This function will try to use the best method that it can based on the input data available:

- If detailed information has been provided for the transition state (i.e. the molecular degrees of freedom), then RRKM theory will be used.
- If the above is not possible but high-pressure limit kinetics  $k_{\infty}(T)$  have been provided, then the inverse Laplace transform method will be used.

The density of states for the product *prod\_dens\_states* and the temperature of interest *T* in K can also be provided. For isomerization and association reactions *prod\_dens\_states* is required; for dissociation reactions it is optional. The temperature is used if provided in the detailed balance expression to determine the reverse kinetics, and in certain cases in the inverse Laplace transform method.

#### **calculate\_tst\_rate\_coefficient(*T*)**

Evaluate the forward rate coefficient for the reaction with corresponding transition state *TS* at temperature *T* in K using (canonical) transition state theory. The TST equation is

$$k(T) = \kappa(T) \frac{k_B T}{h} \frac{Q^\ddagger(T)}{Q^A(T)Q^B(T)} \exp\left(-\frac{E_0}{k_B T}\right)$$

where  $Q^\ddagger$  is the partition function of the transition state,  $Q^A$  and  $Q^B$  are the partition function of the reactants,  $E_0$  is the ground-state energy difference from the transition state to the reactants,  $T$  is the absolute temperature,  $k_B$  is the Boltzmann constant, and  $h$  is the Planck constant.  $\kappa(T)$  is an optional tunneling correction.

#### **can\_tst()**

Return True if the necessary parameters are available for using transition state theory – or the microcanonical equivalent, RRKM theory – to compute the rate coefficient for this reaction, or False otherwise.

#### **check\_collision\_limit\_violation(*t\_min*, *t\_max*, *p\_min*, *p\_max*)**

Warn if a core reaction violates the collision limit rate in either the forward or reverse direction at the relevant extreme T/P conditions. Assuming a monotonic behaviour of the kinetics. Returns a list with the reaction object and the direction in which the violation was detected.

#### **copy()**

Create a deep copy of the current reaction.

#### **degeneracy**

The reaction path degeneracy for this reaction.

If the reaction has kinetics, changing the degeneracy will adjust the reaction rate by a ratio of the new degeneracy to the old degeneracy.

#### **draw(*path*)**

Generate a pictorial representation of the chemical reaction using the *draw* module. Use *path* to specify the file to save the generated image to; the image type is automatically determined by extension. Valid extensions are .png, .svg, .pdf, and .ps; of these, the first is a raster format and the remainder are vector formats.

#### **ensure\_species(*reactant\_resonance*, *product\_resonance*)**

Ensure the reaction contains species objects in its reactant and product attributes. If the reaction is found to hold molecule objects, it modifies the reactant, product and pairs to hold Species objects.

Generates resonance structures for Molecules if the corresponding options, *reactant\_resonance* and/or *product\_resonance*, are True. Does not generate resonance for reactants or products that start as Species objects.

#### **fix\_barrier\_height(*force\_positive*)**

Turns the kinetics into Arrhenius (if they were ArrheniusEP) and ensures the activation energy is at least

the endothermicity for endothermic reactions, and is not negative only as a result of using Evans Polanyi with an exothermic reaction. If *force\_positive* is True, then all reactions are forced to have a non-negative barrier.

#### **fix\_diffusion\_limited\_a\_factor**(*T*)

Decrease the pre-exponential factor (A) by the diffusion factor to account for the diffusion limit at the specified temperature.

#### **generate\_3d\_ts**(*reactants, products*)

Generate the 3D structure of the transition state. Called from `model.generate_kinetics()`.

`self.reactants` is a list of reactants `self.products` is a list of products

#### **generate\_high\_p\_limit\_kinetics**()

Used for incorporating library reactions with pressure-dependent kinetics in PDep networks. Only implemented for `LibraryReaction`

#### **generate\_pairs**()

Generate the reactant-product pairs to use for this reaction when performing flux analysis. The exact procedure for doing so depends on the reaction type:

Reaction type	Template	Resulting pairs
Isomerization	A -> C	(A,C)
Dissociation	A -> C + D	(A,C), (A,D)
Association	A + B -> C	(A,C), (B,C)
Bimolecular	A + B -> C + D	(A,C), (B,D) or (A,D), (B,C)

There are a number of ways of determining the correct pairing for bimolecular reactions. Here we try a simple similarity analysis by comparing the number of heavy atoms. This should work most of the time, but a more rigorous algorithm may be needed for some cases.

#### **generate\_reverse\_rate\_coefficient**(*network\_kinetics, Tmin, Tmax, surface\_site\_density*)

Generate and return a rate coefficient model for the reverse reaction. Currently this only works if the *kinetics* attribute is one of several (but not necessarily all) kinetics types.

If the reaction kinetics model is Sticking Coefficient, please provide a nonzero surface site density in  $\text{mol}/\text{m}^2$  which is required to evaluate the rate coefficient.

#### **get\_enthalpies\_of\_reaction**(*Tlist*)

Return the enthalpies of reaction in J/mol evaluated at temperatures *Tlist* in K.

#### **get\_enthalpy\_of\_reaction**(*T*)

Return the enthalpy of reaction in J/mol evaluated at temperature *T* in K.

#### **get\_entropies\_of\_reaction**(*Tlist*)

Return the entropies of reaction in J/mol\*K evaluated at temperatures *Tlist* in K.

#### **get\_entropy\_of\_reaction**(*T*)

Return the entropy of reaction in J/mol\*K evaluated at temperature *T* in K.

#### **get\_equilibrium\_constant**(*T, type, surface\_site\_density*)

Return the equilibrium constant for the reaction at the specified temperature *T* in K and reference *surface\_site\_density* in  $\text{mol}/\text{m}^2$  (2.5e-05 default) The *type* parameter lets you specify the quantities used in the equilibrium constant: *Ka* for activities, *Kc* for concentrations (default), or *Kp* for pressures. This function assumes a reference pressure of 1e5 Pa for gas phases species and uses the ideal gas law to determine reference concentrations. For surface species, the *surface\_site\_density* is the assumed reference.

#### **get\_equilibrium\_constants**(*Tlist, type*)

Return the equilibrium constants for the reaction at the specified temperatures *Tlist* in K. The *type* parame-

ter lets you specify the quantities used in the equilibrium constant:  $K_a$  for activities,  $K_c$  for concentrations (default), or  $K_p$  for pressures. Note that this function currently assumes an ideal gas mixture.

**get\_free\_energies\_of\_reaction**(*Tlist*)

Return the Gibbs free energies of reaction in J/mol evaluated at temperatures *Tlist* in K.

**get\_free\_energy\_of\_reaction**(*T*)

Return the Gibbs free energy of reaction in J/mol evaluated at temperature *T* in K.

**get\_mean\_sigma\_and\_epsilon**(*reverse*)

Calculates the collision diameter (sigma) using an arithmetic mean Calculates the well depth (epsilon) using a geometric mean If *reverse* is `False` the above is calculated for the reactants, otherwise for the products

**get\_rate\_coefficient**(*T, P, surface\_site\_density*)

Return the overall rate coefficient for the forward reaction at temperature *T* in K and pressure *P* in Pa, including any reaction path degeneracies.

If *diffusion\_limiter* is enabled, the reaction is in the liquid phase and we use a diffusion limitation to correct the rate. If not, then use the intrinsic rate coefficient.

If the reaction has sticking coefficient kinetics, a nonzero surface site density in  $\text{mol}/\text{m}^2$  must be provided

**get\_reduced\_mass**(*reverse*)

Returns the reduced mass of the reactants if *reverse* is `False` Returns the reduced mass of the products if *reverse* is `True`

**get\_source**()

Return the database that was the source of this reaction. For a `DepositoryReaction` this should be a `KineticsDepository` object.

**get\_stoichiometric\_coefficient**(*spec*)

Return the stoichiometric coefficient of species *spec* in the reaction. The stoichiometric coefficient is increased by one for each time *spec* appears as a product and decreased by one for each time *spec* appears as a reactant.

**get\_surface\_rate\_coefficient**(*T, surface\_site\_density*)

Return the overall surface rate coefficient for the forward reaction at temperature *T* in K with surface site density *surface\_site\_density* in  $\text{mol}/\text{m}^2$ . Value is returned in combination of [m,mol,s]

**get\_url**()

Get a URL to search for this reaction in the rmg website.

**has\_template**(*reactants, products*)

Return `True` if the reaction matches the template of *reactants* and *products*, which are both lists of `Species` objects, or `False` if not.

**is\_association**()

Return `True` if the reaction represents an association reaction  $A + B \rightleftharpoons C$  or `False` if not.

**is\_balanced**()

Return `True` if the reaction has the same number of each atom on each side of the reaction equation, or `False` if not.

**is\_dissociation**()

Return `True` if the reaction represents a dissociation reaction  $A \rightleftharpoons B + C$  or `False` if not.

**is\_isomerization**()

Return `True` if the reaction represents an isomerization reaction  $A \rightleftharpoons B$  or `False` if not.

**is\_isomorphic**(*other*, *either\_direction*, *check\_identical*, *check\_only\_label*,  
*check\_template\_rxn\_products*, *generate\_initial\_map*, *strict*, *save\_order*)

Return True if this reaction is the same as the *other* reaction, or False if they are different. The comparison involves comparing isomorphism of reactants and products, and doesn't use any kinetic information.

#### Parameters

- **either\_direction** (*bool*, *optional*) – if False, then the reaction direction must match.
- **check\_identical** (*bool*, *optional*) – if True, check that atom ID's match (used for checking degeneracy)
- **check\_only\_label** (*bool*, *optional*) – if True, only check the string representation, ignoring molecular structure comparisons
- **check\_template\_rxn\_products** (*bool*, *optional*) – if True, only check isomorphism of reaction products (used when we know the reactants are identical, i.e. in generating reactions)
- **generate\_initial\_map** (*bool*, *optional*) – if True, initialize map by pairing atoms with same labels
- **strict** (*bool*, *optional*) – if False, perform isomorphism ignoring electrons
- **save\_order** (*bool*, *optional*) – if True, perform isomorphism saving atom order

**is\_surface\_reaction**()

Return True if one or more reactants or products are surface species (or surface sites)

**is\_unimolecular**()

Return True if the reaction has a single molecule as either reactant or product (or both)  $A \rightleftharpoons B + C$  or  $A + B \rightleftharpoons C$  or  $A \rightleftharpoons B$ , or False if not.

**matches\_species**(*reactants*, *products*)

Compares the provided reactants and products against the reactants and products of this reaction. Both directions are checked.

#### Parameters

- **reactants** (*list*) – Species required on one side of the reaction
- **products** (*list*, *optional*) – Species required on the other side

**reverse\_arrhenius\_rate**(*k\_forward*, *reverse\_units*, *Tmin*, *Tmax*)

Reverses the given *k\_forward*, which must be an Arrhenius type. You must supply the correct units for the reverse rate. The equilibrium constant is evaluated from the current reaction instance (self).

**reverse\_sticking\_coeff\_rate**(*k\_forward*, *reverse\_units*, *surface\_site\_density*, *Tmin*, *Tmax*)

Reverses the given *k\_forward*, which must be a StickingCoefficient type. You must supply the correct units for the reverse rate. The equilibrium constant is evaluated from the current reaction instance (self). The *surface\_site\_density* in  $\text{mol/m}^2$  is used to evaluate the forward rate constant.

**reverse\_surface\_arrhenius\_rate**(*k\_forward*, *reverse\_units*, *Tmin*, *Tmax*)

Reverses the given *k\_forward*, which must be a SurfaceArrhenius type. You must supply the correct units for the reverse rate. The equilibrium constant is evaluated from the current reaction instance (self).

**to\_cantera**(*species\_list*, *use\_chemkin\_identifier*)

Converts the RMG Reaction object to a Cantera Reaction object with the appropriate reaction class.

If *use\_chemkin\_identifier* is set to False, the species label is used instead. Be sure that species' labels are unique when setting it False.

**to\_chemkin**(*species\_list*, *kinetics*)

Return the chemkin-formatted string for this reaction.

If *kinetics* is set to True, the chemkin format kinetics will also be returned (requires the *species\_list* to figure out third body colliders.) Otherwise, only the reaction string will be returned.

**to\_labeled\_str**(*use\_index*)

the same as `__str__` except that the labels are assumed to exist and used for reactant and products rather than the labels plus the index in parentheses

## rmgpy.data.base.Entry

```
class rmgpy.data.base.Entry(index=- 1, label="", item=None, parent=None, children=None,
                             data=None, reference=None, reference_type="", short_desc="",
                             long_desc="", rank=None, nodal_distance=None, metal=None,
                             facet=None, site=None, binding_energies=None, sur-
                             face_site_density=None)
```

A class for representing individual records in an RMG database. Each entry in the database associates a chemical item (generally a species, functional group, or reaction) with a piece of data corresponding to that item. A significant amount of metadata can also be stored with each entry.

The attributes are:

Malformed table. Text in column margin in table line 21.

Attribute	Description
<code>`index`</code>	A unique nonnegative integer index for the entry
<code>`label`</code>	A unique string identifier for the entry (or '' if not used)
<code>`item`</code>	The item that this entry represents
<code>`parent`</code>	The parent of the entry in the hierarchy (or ``None`` if not used)
<code>`children`</code>	A list of the children of the entry in the hierarchy (or ``None`` if ↪ not used)
<code>`data`</code>	The data to associate with the item
<code>`reference`</code>	A :class:`Reference` object containing bibliographic reference ↪ information to the source of the data
<code>`reference_type`</code>	The way the data was determined: ``'theoretical'``, ``'experimental'``, or ``'review'``
<code>`short_desc`</code>	A brief (one-line) description of the data
<code>`long_desc`</code>	A long, verbose description of the data
<code>`rank`</code>	An integer indicating the degree of confidence in the entry data, or ↪ ``None`` if not used
<code>`nodal_distance`</code>	A float representing the distance of a given entry from it's parent ↪ entry
For surface species thermo calculations:	
<code>`metal`</code>	Which metal the thermo calculation was done on (``None`` if not used)
<code>`facet`</code>	Which facet the thermo calculation was done on (``None`` if not used)
<code>`site`</code>	Which surface site the molecule prefers (``None`` if not used)
<code>`binding_energies`</code>	The surface binding energies for C,H,O, and N
<code>`surface_site_density`</code>	The surface site density

**get\_all\_descendants**()

retrieve all the descendants of entry



## rmgpy.data.statmech.GroupFrequencies

**class** rmgpy.data.statmech.**GroupFrequencies** (*frequencies=None, symmetry=1*)

Represent a set of characteristic frequencies for a group in the frequency database. These frequencies are stored in the *frequencies* attribute, which is a list of tuples, where each tuple defines a lower bound, upper bound, and degeneracy. Each group also has a *symmetry* correction.

**generate\_frequencies** (*count=1*)

Generate a set of frequencies. For each characteristic frequency group, the number of frequencies returned is degeneracy \* count, and these are distributed linearly between the lower and upper bounds.

## rmgpy.data.kinetics.KineticsDatabase

**class** rmgpy.data.kinetics.**KineticsDatabase**

A class for working with the RMG kinetics database.

**extract\_source\_from\_comments** (*reaction*)

**reaction:** A reaction object containing kinetics data and kinetics data comments. Should be either a PDepReaction, LibraryReaction, or TemplateReaction object as loaded from the rmgpy.chemkin.load\_chemkin\_file function

Parses the verbose string of comments from the thermo data of the species object, and extracts the thermo sources.

Returns a dictionary with keys of either 'Rate Rules', 'Training', 'Library', or 'PDep'. A reaction can only be estimated using one of these methods.

**source = {'RateRules': (Family\_Label, OriginalTemplate, RateRules), 'Library':**

String\_Name\_of\_Library\_Used, 'PDep': Network\_Index, 'Training': (Family\_Label, Training\_Reaction\_Entry), }

**generate\_reactions** (*reactants, products=None, only\_families=None, resonance=True*)

Generate all reactions between the provided list of one or two *reactants*, which should be Molecule objects. This method searches the depository, libraries, and groups, in that order.

**generate\_reactions\_from\_families** (*reactants, products=None, only\_families=None, resonance=True*)

Generate all reactions between the provided list or tuple of one or two *reactants*, which can be either Molecule objects or Species objects. This method can apply all kinetics families or a selected subset.

### Parameters

- **reactants** – Molecules or Species to react
- **products** – List of Molecules or Species of desired product structures (optional)
- **only\_families** – List of family labels to generate reactions from (optional) Default is to generate reactions from all families
- **resonance** – Flag to generate resonance structures for reactants and products (optional) Default is True, resonance structures will be generated

**Returns** List of reactions containing Species objects with the specified reactants and products.

**generate\_reactions\_from\_libraries** (*reactants, products=None*)

Find all reactions from all loaded kinetics library involving the provided *reactants*, which can be either Molecule objects or Species objects.

**generate\_reactions\_from\_library**(*library, reactants, products=None*)

Find all reactions from the specified kinetics library involving the provided *reactants*, which can be either *Molecule* objects or *Species* objects.

**get\_forward\_reaction\_for\_family\_entry**(*entry, family, thermo\_database*)

For a given *entry* for a reaction of the given reaction *family* (the string label of the family), return the reaction with kinetics and degeneracy for the “forward” direction as defined by the reaction family. For families that are their own reverse, the direction the kinetics is given in will be preserved. If the entry contains functional groups for the reactants, assume that it is given in the forward direction and do nothing. Returns the reaction in the direction consistent with the reaction family template, and the matching template. Note that the returned reaction will have its kinetics and degeneracy set appropriately.

In order to reverse the reactions that are given in the reverse of the direction the family is defined, we need to compute the thermodynamics of the reactants and products. For this reason you must also pass the *thermo\_database* to use to generate the thermo data.

**load**(*path, families=None, libraries=None, depositories=None*)

Load the kinetics database from the given *path* on disk, where *path* points to the top-level folder of the families database.

**load\_families**(*path, families=None, depositories=None*)

Load the kinetics families from the given *path* on disk, where *path* points to the top-level folder of the kinetics families.

**The *families* argument accepts a single item or list of the following:**

- Specific kinetics family labels
- Names of family sets defined in `recommended.py`
- ‘all’
- ‘none’

If all items begin with a ! (e.g. [`!H_Abstraction`]), then the selection will be inverted to families NOT in the list.

**load\_libraries**(*path, libraries=None*)

Load the listed kinetics libraries from the given *path* on disk.

Loads them all if *libraries* list is not specified or *None*. The *path* points to the folder of kinetics libraries in the database, and the libraries should be in files like `<path>/<library>.py`.

**load\_old**(*path*)

Load the old RMG kinetics database from the given *path* on disk, where *path* points to the top-level folder of the old RMG database.

**load\_recommended\_families**(*filepath*)

Load the recommended families from the given file. The file is usually stored at `kinetics/families/recommended.py`.

The old style was as a dictionary named *recommendedFamilies* containing all family names as keys with True/False values.

The new style is as multiple sets with unique names which can be used individually or in combination.

Both styles can be loaded by this method.

**react\_molecules**(*molecules, products=None, only\_families=None, prod\_resonance=True*)

Generate reactions from all families for the input molecules.

**reconstruct\_kinetics\_from\_source**(*reaction*, *source*, *fix\_barrier\_height=False*,  
*force\_positive\_barrier=False*)

Reaction is the original reaction with original kinetics. Note that for Library and PDep reactions this function does not do anything other than return the original kinetics...

You must enter source data in the appropriate format such as returned from returned from self.extract\_source\_from\_comments, self-constructed. fix\_barrier\_height and force\_positive\_barrier will change the kinetics based on the Reaction.fix\_barrier\_height function. Return Arrhenius form kinetics if the source is from training reaction or rate rules.

**save**(*path*)

Save the kinetics database to the given *path* on disk, where *path* points to the top-level folder of the kinetics database.

**save\_families**(*path*)

Save the kinetics families to the given *path* on disk, where *path* points to the top-level folder of the kinetics families.

**save\_libraries**(*path*)

Save the kinetics libraries to the given *path* on disk, where *path* points to the top-level folder of the kinetics libraries.

**save\_old**(*path*)

Save the old RMG kinetics database to the given *path* on disk, where *path* points to the top-level folder of the old RMG database.

**save\_recommended\_families**(*path*)

Save the recommended families to [path]/recommended.py. The old style was as a dictionary named *recommendedFamilies*. The new style is as multiple sets with different labels.

## rmgpy.data.kinetics.KineticsDepository

**class** rmgpy.data.kinetics.**KineticsDepository**(*label=""*, *name=""*, *short\_desc=""*, *long\_desc=""*,  
*metal=None*, *site=None*, *facet=None*)

A class for working with an RMG kinetics depository. Each depository corresponds to a reaction family (a *KineticsFamily* object). Each entry in a kinetics depository involves a reaction defined either by a real reactant and product species (as in a kinetics library).

**ancestors**(*node*)

Returns all the ancestors of a node, climbing up the tree to the top.

**are\_siblings**(*node*, *node\_other*)

Return *True* if *node* and *node\_other* have the same parent node. Otherwise, return *False*. Both *node* and *node\_other* must be Entry types with items containing Group or LogicNode types.

**descend\_tree**(*structure*, *atoms*, *root=None*, *strict=False*)

Descend the tree in search of the functional group node that best matches the local structure around *atoms* in *structure*.

If *root=None* then uses the first matching top node.

Returns None if there is no matching root.

Set *strict* to *True* if all labels in final matched node must match that of the structure. This is used in kinetics groups to find the correct reaction template, but not generally used in other GAVs due to species generally not being pre-labeled.

**descendants**(*node*)

Returns all the descendants of a node, climbing down the tree to the bottom.

**generate\_old\_tree**(*entries, level*)

Generate a multi-line string representation of the current tree using the old-style syntax.

**get\_entries\_to\_save**()

Return a sorted list of the entries in this database that should be saved to the output file.

Then renumber the entry indexes so that we never have any duplicate indexes.

**get\_species**(*path, resonance=True*)

Load the dictionary containing all of the species in a kinetics library or depository.

**load**(*path, local\_context=None, global\_context=None*)

Load an RMG-style database from the file at location *path* on disk. The parameters *local\_context* and *global\_context* are used to provide specialized mapping of identifiers in the input file to corresponding functions to evaluate. This method will automatically add a few identifiers required by all data entries, so you don't need to provide these.

**load\_entry**(*index, reactant1=None, reactant2=None, reactant3=None, product1=None, product2=None, product3=None, specificCollider=None, kinetics=None, degeneracy=1, label="", duplicate=False, reversible=True, reference=None, referenceType="", shortDesc="", longDesc="", rank=None, metal=None, site=None, facet=None*)

Method for parsing entries in database files. Note that these argument names are retained for backward compatibility.

**load\_old**(*dictstr, treestr, libstr, num\_parameters, num\_labels=1, pattern=True*)

Load a dictionary-tree-library based database. The database is stored in three files: *dictstr* is the path to the dictionary, *treestr* to the tree, and *libstr* to the library. The tree is optional, and should be set to '' if not desired.

**load\_old\_dictionary**(*path, pattern*)

Parse an old-style RMG database dictionary located at *path*. An RMG dictionary is a list of key-value pairs of a one-line string key and a multi-line string value. Each record is separated by at least one empty line. Returns a `dict` object with the values converted to `Molecule` or `Group` objects depending on the value of *pattern*.

**load\_old\_library**(*path, num\_parameters, num\_labels=1*)

Parse an RMG database library located at *path*.

**load\_old\_tree**(*path*)

Parse an old-style RMG database tree located at *path*. An RMG tree is an n-ary tree representing the hierarchy of items in the dictionary.

**match\_node\_to\_child**(*parent\_node, child\_node*)

Return `True` if *parent\_node* is a parent of *child\_node*. Otherwise, return `False`. Both *parent\_node* and *child\_node* must be `Entry` types with items containing `Group` or `LogicNode` types. If *parent\_node* and *child\_node* are identical, the function will also return `False`.

**match\_node\_to\_node**(*node, node\_other*)

Return `True` if *node* and *node\_other* are identical. Otherwise, return `False`. Both *node* and *node\_other* must be `Entry` types with items containing `Group` or `LogicNode` types.

**match\_node\_to\_structure**(*node, structure, atoms, strict=False*)

Return `True` if the *structure* centered at *atom* matches the structure at *node* in the dictionary. The structure at *node* should have atoms with the appropriate labels because they are set on loading and never change. However, the atoms in *structure* may not have the correct labels, hence the *atoms* parameter. The *atoms* parameter may include extra labels, and so we only require that every labeled atom in the functional group represented by *node* has an equivalent labeled atom in *structure*.

Matching to structure is more strict than to node. All labels in structure must be found in node. However the reverse is not true, unless *strict* is set to `True`.

Attribute	Description
<i>node</i>	Either an Entry or a key in the self.entries dictionary which has a Group or LogicNode as its Entry.item
<i>structure</i>	A Group or a Molecule
<i>atoms</i>	Dictionary of {label: atom} in the structure. A possible dictionary is the one produced by structure.get_all_labeled_atoms()
<i>strict</i>	If set to True, ensures that all the node's atomLabels are matched by in the structure

**parse\_old\_library**(*path*, *num\_parameters*, *num\_labels=1*)

Parse an RMG database library located at *path*, returning the loaded entries (rather than storing them in the database). This method does not discard duplicate entries.

**remove\_group**(*group\_to\_remove*)

Removes a group that is in a tree from the database. In addition to deleting from self.entries, it must also update the parent/child relationships

Returns the removed group

**save**(*path*)

Save the current database to the file at location *path* on disk.

**save\_dictionary**(*path*)

Extract species from all entries associated with a kinetics library or depository and save them to the path given.

**save\_entry**(*f*, *entry*)

Write the given *entry* in the kinetics database to the file object *f*.

**save\_old**(*dictstr*, *treestr*, *libstr*)

Save the current database to a set of text files using the old-style syntax.

**save\_old\_dictionary**(*path*)

Save the current database dictionary to a text file using the old-style syntax.

**save\_old\_library**(*path*)

Save the current database library to a text file using the old-style syntax.

**save\_old\_tree**(*path*)

Save the current database tree to a text file using the old-style syntax.

**rmgpy.data.kinetics.KineticsFamily**

```
class rmgpy.data.kinetics.KineticsFamily(entries=None, top=None, label="", name="", reverse="", reversible=True, short_desc="", long_desc="",
forward_template=None, forward_recipe=None,
reverse_template=None, reverse_recipe=None,
forbidden=None, boundary_atoms=None,
tree_distances=None, save_order=False)
```

A class for working with an RMG kinetics family: a set of reactions with similar chemistry, and therefore similar reaction rates. The attributes are:

Attribute	Type	Description
<i>reverse</i>	string	The name of the reverse reaction family
<i>reversible</i>	Boolean	Is family reversible? (True by default)
<i>forward_template</i>	Reaction	The forward reaction template
<i>forward_recipe</i>	<i>ReactionRecipe</i>	The steps to take when applying the forward reaction to a set of reactants
<i>reverse_template</i>	Reaction	The reverse reaction template
<i>reverse_recipe</i>	<i>ReactionRecipe</i>	The steps to take when applying the reverse reaction to a set of reactants
<i>forbidden</i>	ForbiddenStructure	(Optional) Forbidden product structures in either direction
<i>own_reverse</i>	Boolean	It's its own reverse?
'boundary_atoms'	list	Labels which define the boundaries of end groups in backbone/end families
<i>tree_distances</i>	dict	The default distance from parent along each tree, if not set default is 1 for every tree
'save_order'	Boolean	Whether to preserve atom order when manipulating structures.
<i>groups</i>	<i>KineticsGroups</i>	The set of kinetics group additivity values
<i>rules</i>	<i>KineticsRules</i>	The set of kinetics rate rules from RMG-Java
<i>depositories</i>	list	A set of additional depositories used to store kinetics data from various sources

There are a few reaction families that are their own reverse (hydrogen abstraction and intramolecular hydrogen migration); for these *reverseTemplate* and *reverseRecipe* will both be *None*.

**add\_atom\_labels\_for\_reaction**(*reaction*, *output\_with\_resonance=True*)

Apply atom labels on a reaction using the appropriate atom labels from this reaction family.

The reaction is modified in place containing species objects with the atoms labeled. If *output\_with\_resonance* is *True*, all resonance structures are generated with labels. If *false*, only the first resonance structure successfully able to map to the reaction is used. *None* is returned.

**add\_entry**(*parent*, *grp*, *name*)

Adds a group entry with parent parent group structure *grp* and group name *name*

**add\_reverse\_attribute**(*rxn*, *react\_non\_reactive=True*)

For *rxn* (with species' objects) from families with *ownReverse*, this method adds a *reverse* attribute that contains the reverse reaction information (like degeneracy)

Returns *True* if successful and *False* if the reverse reaction is forbidden. Will raise a *KineticsError* if unsuccessful for other reasons.

**add\_rules\_from\_training**(*thermo\_database=None*, *train\_indices=None*)

For each reaction involving real reactants and products in the training set, add a rate rule for that reaction.

**ancestors**(*node*)

Returns all the ancestors of a node, climbing up the tree to the top.

**apply\_recipe**(*reactant\_structures*, *forward=True*, *unique=True*)

Apply the recipe for this reaction family to the list of *Molecule* objects *reactant\_structures*. The atoms of the reactant structures must already be tagged with the appropriate labels. Returns a list of structures corresponding to the products after checking that the correct number of products was produced.

**are\_siblings**(*node*, *node\_other*)

Return *True* if *node* and *node\_other* have the same parent node. Otherwise, return *False*. Both *node* and *node\_other* must be *Entry* types with items containing *Group* or *LogicNode* types.

**calculate\_degeneracy**(*reaction*)

For a *reaction* with *Molecule* or *Species* objects given in the direction in which the kinetics are defined, compute the reaction-path degeneracy.

This method by default adjusts for double counting of identical reactants. This should only be adjusted once per reaction. To not adjust for identical reactants (since you will be reducing them later in the algorithm), add *ignoreSameReactants=True* to this method.

**clean\_tree\_groups**( )

clears groups and rules in the tree, generates an appropriate root group to start from and then reads training reactions Note this only works if a single top node (not a logic node) can be generated

**cross\_validate**(*folds=5*, *template\_rxn\_map=None*, *test\_rxn\_inds=None*, *T=1000.0*, *iters=0*, *random\_state=1*)

Perform K-fold cross validation on an automatically generated tree at temperature T after finding an appropriate node for kinetics estimation it will move up the tree *iters* times. Returns a dictionary mapping {rxn:Ln(k\_Est/k\_Train)}

**cross\_validate\_old**(*folds=5*, *T=1000.0*, *random\_state=1*, *estimator='rate rules'*, *thermo\_database=None*)

Perform K-fold cross validation on an automatically generated tree at temperature T Returns a dictionary mapping {rxn:Ln(k\_Est/k\_Train)}

**descend\_tree**(*structure*, *atoms*, *root=None*, *strict=False*)

Descend the tree in search of the functional group node that best matches the local structure around *atoms* in *structure*.

If *root=None* then uses the first matching top node.

Returns None if there is no matching root.

Set *strict* to True if all labels in final matched node must match that of the structure. This is used in kinetics groups to find the correct reaction template, but not generally used in other GAVs due to species generally not being prelabeled.

**descendants**(*node*)

Returns all the descendants of a node, climbing down the tree to the bottom.

**distribute\_tree\_distances**( )

fills in *nodal\_distance* (the distance between an entry and its parent) if not already entered with the value from *tree\_distances* associated with the tree the entry comes from

**estimate\_kinetics\_using\_group\_additivity**(*template*, *degeneracy=1*)

Determine the appropriate kinetics for a reaction with the given *template* using group additivity.

Returns just the kinetics, or None.

**estimate\_kinetics\_using\_rate\_rules**(*template*, *degeneracy=1*)

Determine the appropriate kinetics for a reaction with the given *template* using rate rules.

Returns a tuple (kinetics, entry) where *entry* is the database entry used to determine the kinetics only if it is an exact match, and is None if some averaging or use of a parent node took place.

**eval\_ext**(*parent*, *ext*, *extname*, *template\_rxn\_map*, *obj=None*, *T=1000.0*)

evaluates the objective function *obj* for the extension *ext* with name *extname* to the parent entry *parent*

**extend\_node**(*parent*, *template\_rxn\_map*, *obj=None*, *T=1000.0*)

Constructs an extension to the group *parent* based on evaluation of the objective function *obj*

**extract\_source\_from\_comments**(*reaction*)

Returns the rate rule associated with the kinetics of a reaction by parsing the comments. Will return the template associated with the matched rate rule. Returns a tuple containing (Boolean\_Is\_Kinetics\_From\_Training\_reaction, Source\_Data)

For a training reaction, the `Source_Data` returns:

```
[Family_Label, Training_Reaction_Entry, Kinetics_In_Reverse?]
```

For a reaction from rate rules, the `Source_Data` is a tuple containing:

```
[Family_Label, {'template': originalTemplate,
                 'degeneracy': degeneracy,
                 'exact': boolean_exact?,
                 'rules': a list of (original rate rule entry, weight in average)
                 'training': a list of (original rate rule entry associated with_
                 ↪ training entry, original training entry, weight in average)}]
```

where `Exact` is a boolean of whether the rate is an exact match, `Template` is the reaction template used, `RateRules` is a list of the rate rule entries containing the kinetics used, and `TrainingReactions` are ones that have created rules used in the estimate.

**fill\_rules\_by\_averaging\_up** (*verbose=False*)

Fill in gaps in the kinetics rate rules by averaging child nodes recursively starting from the top level root template.

**generate\_old\_tree** (*entries, level*)

Generate a multi-line string representation of the current tree using the old-style syntax.

**generate\_product\_template** (*reactants0*)

Generate the product structures by applying the reaction template to the top-level nodes. For reactants defined by multiple structures, only the first is used here; it is assumed to be the most generic.

**generate\_reactions** (*reactants, products=None, prod\_resonance=True*)

Generate all reactions between the provided list of one, two, or three *reactants*, which should be either single `Molecule` objects or lists of same. Does not estimate the kinetics of these reactions at this time. Returns a list of `TemplateReaction` objects using `Molecule` objects for both reactants and products. The reactions are constructed such that the forward direction is consistent with the template of this reaction family.

#### Parameters

- **reactants** (*list*) – List of Molecules to react.
- **products** (*list, optional*) – List of Molecules or Species of desired product structures.
- **prod\_resonance** (*bool, optional*) – Flag to generate resonance structures for product checking. Defaults to True, resonance structures are compared.

**Returns** List of all reactions containing `Molecule` objects with the specified reactants and products within this family. Degenerate reactions are returned as separate reactions.

**generate\_tree** (*rxns=None, obj=None, thermo\_database=None, T=1000.0, nprocs=1, min\_splitable\_entry\_num=2, min\_rxns\_to\_spawn=20, max\_batch\_size=800, outlier\_fraction=0.02, stratum\_num=8, max\_rxns\_to\_reopt\_node=100*)

Generate a tree by greedy optimization based on the objective function *obj* the optimization is done by iterating through every group and if the group has more than one training reaction associated with it a set of potential more specific extensions are generated and the extension that optimizing the objective function combination is chosen and the iteration starts over at the beginning

additionally the tree structure is simplified on the fly by removing groups that have no kinetics data associated if their parent has no kinetics data associated and they either have only one child or have two children one of which has no kinetics data and no children (its parent becomes the parent of its only relevant child node)



## Parameters

- **rxns** – List of reactions to generate tree from (if None pull the whole training set)
- **obj** – Object to expand tree from (if None uses top node)
- **thermo\_database** – Thermodynamic database used for reversing training reactions
- **T** – Temperature the tree is optimized for
- **nprocs** – Number of process for parallel tree generation
- **min\_splitable\_entry\_num** – the minimum number of splitable reactions at a node in order to spawn a new process solving that node
- **min\_rxns\_to\_spawn** – the minimum number of reactions at a node to spawn a new process solving that node
- **max\_batch\_size** – the maximum number of reactions allowed in a batch, most batches will be this size the last will be smaller, if the # of reactions < max\_batch\_size the cascade algorithm is not used
- **outlier\_fraction** – Fraction of reactions that are fastest/slowest and will be automatically included in the first batch
- **stratum\_num** – Number of strata used in stratified sampling scheme
- **max\_rxns\_to\_reopt\_node** – Nodes with more matching reactions than this will not be pruned

### **get\_backbone\_roots()**

Returns: the top level backbone node in a unimolecular family.

### **get\_end\_roots()**

Returns: A list of top level end nodes in a unimolecular family

### **get\_entries\_to\_save()**

Return a sorted list of the entries in this database that should be saved to the output file.

Then renumber the entry indexes so that we never have any duplicate indexes.

### **get\_extension\_edge(*parent, template\_rxn\_map, obj, T*)**

finds the set of all extension groups to parent such that 1) the extension group divides the set of reactions under parent 2) No generalization of the extension group divides the set of reactions under parent

We find this by generating all possible extensions of the initial group. Extensions that split reactions are added to the list. All extensions that do not split reactions and do not create bonds are ignored (although those that match every reaction are labeled so we don't search them twice). Those that match all reactions and involve bond creation undergo this process again.

Principle: Say you have two elementary changes to a group ext1 and ext2 if applying ext1 and ext2 results in a split at least one of ext1 and ext2 must result in a split

Speed of this algorithm relies heavily on searching non bond creation dimensions once.

### **get\_kinetics(*reaction, template\_labels, degeneracy=1, estimator=', return\_all\_kinetics=True*)**

Return the kinetics for the given *reaction* by searching the various depositories as well as generating a result using the user-specified *estimator* of either 'group additivity' or 'rate rules'. Unlike the regular [get\\_kinetics\(\)](#) method, this returns a list of results, with each result comprising of

1. the kinetics
2. the source - this will be *None* if from a template estimate
3. the entry - this will be *None* if from a template estimate

4. `is_forward` a boolean denoting whether the matched entry is in the same direction as the inputted reaction. This will always be `True` if using rates rules or group additivity. This can be `True` or `False` if using a depository

If `return_all_kinetics==False`, only the first (best?) matching kinetics is returned.

**get\_kinetics\_for\_template**(*template*, *degeneracy=1*, *method='rate rules'*)

Return an estimate of the kinetics for a reaction with the given *template* and reaction-path *degeneracy*. There are two possible methods to use: 'group additivity' (new possible RMG-Py behavior) and 'rate rules' (old RMG-Java behavior, and default RMG-Py behavior).

Returns a tuple (kinetics, entry): If it's estimated via 'rate rules' and an exact match is found in the tree, then the entry is returned as the second element of the tuple. But if an average is used, or the 'group additivity' method, then the tuple returned is (kinetics, None).

**get\_kinetics\_from\_depository**(*depository*, *reaction*, *template*, *degeneracy*)

Search the given *depository* in this kinetics family for kinetics for the given *reaction*. Returns a list of all of the matching kinetics, the corresponding entries, and `True` if the kinetics match the forward direction or `False` if they match the reverse direction.

**get\_labeled\_reactants\_and\_products**(*reactants*, *products*)

Given *reactants*, a list of `Molecule` objects, and *products*, a list of `Molecule` objects, return two new lists of `Molecule` objects with atoms labeled: one for reactants, one for products. Returned molecules are totally new entities in memory so input molecules *reactants* and *products* won't be affected. If RMG cannot find appropriate labels, (None, None) will be returned.

**get\_rate\_rule**(*template*)

Return the rate rule with the given *template*. Raises a `ValueError` if no corresponding entry exists.

**get\_reaction\_matches**(*rxns=None*, *thermo\_database=None*, *remove\_degeneracy=False*, *estimate\_thermo=True*, *fix\_labels=False*, *exact\_matches\_only=False*, *get\_reverse=False*)

returns a dictionary mapping for each entry in the tree: (entry.label,entry.item) : list of all training reactions (or the list given) that match that entry

**get\_reaction\_pairs**(*reaction*)

For a given *reaction* with properly-labeled `Molecule` objects as the reactants, return the reactant-product pairs to use when performing flux analysis.

**get\_reaction\_template**(*reaction*)

For a given *reaction* with properly-labeled `Molecule` objects as the reactants, determine the most specific nodes in the tree that describe the reaction.

**get\_reaction\_template\_labels**(*reaction*)

Retrieve the template for the reaction and return the corresponding labels for each of the groups in the template.

**get\_root\_template**()

Return the root template for the reaction family. Most of the time this is the top-level nodes of the tree (as stored in the `KineticsGroups` object), but there are a few exceptions (e.g. `R_Recombination`).

**get\_rxn\_batches**(*rxns*, *T=1000.0*, *max\_batch\_size=800*, *outlier\_fraction=0.02*, *stratum\_num=8*)

Breaks reactions into batches based on a modified stratified sampling scheme Effectively: The top and bottom outlier\_fraction of all reactions are always included in the first batch The remaining reactions are ordered by the rate coefficients at T The list of reactions is then split into stratum\_num similarly sized intervals batches sample equally from each interval, but randomly within each interval until they reach max\_batch\_size reactions A list of lists of reactions containing the batches is returned

**get\_sources\_for\_template**(*template*)

Returns the set of rate rules and training reactions used to average this *template*. Note that the tree must be averaged with `verbose=True` for this to work.

Returns a tuple of rules, training

where rules are a list of tuples containing the [(original\_entry, weight\_used\_in\_average), ... ]

and training is a list of tuples containing the [(rate\_rule\_entry, training\_reaction\_entry, weight\_used\_in\_average),...]

**get\_species**(*path*, *resonance=True*)

Load the dictionary containing all of the species in a kinetics library or depository.

**get\_top\_level\_groups**(*root*)

Returns a list of group nodes that are the highest in the tree starting at node "root". If "root" is a group node, then it will return a single-element list with "root". Otherwise, for every child of root, we descend until we find no nodes with logic nodes. We then return a list of all group nodes found along the way.

**get\_training\_depository**()

Returns the *training* depository from self.depositories

**get\_training\_set**(*thermo\_database=None*, *remove\_degeneracy=False*, *estimate\_thermo=True*,  
*fix\_labels=False*, *get\_reverse=False*)

retrieves all reactions in the training set, assigns thermo to the species objects reverses reactions as necessary so that all reactions are in the forward direction and returns the resulting list of reactions in the forward direction with thermo assigned

**has\_rate\_rule**(*template*)

Return True if a rate rule with the given *template* currently exists, or False otherwise.

**is\_entry\_match**(*mol*, *entry*, *resonance=True*)

determines if the labeled molecule object of reactants matches the entry entry

**is\_molecule\_forbidden**(*molecule*)

Return True if the molecule is forbidden in this family, or False otherwise.

**load**(*path*, *local\_context=None*, *global\_context=None*, *depository\_labels=None*)

Load a kinetics database from a file located at *path* on disk.

If *depository\_labels* is a list, eg. ['training', 'PrIMe'], then only those depositories are loaded, and they are searched in that order when generating kinetics.

If *depository\_labels* is None then load 'training' first then everything else. If *depository\_labels* is not None then load in the order specified in *depository\_labels*.

**load\_forbidden**(*label*, *group*, *shortDesc=""*, *longDesc=""*)

Load information about a forbidden structure. Note that argument names are retained for backward compatibility with loading database files.

**load\_old**(*path*)

Load an old-style RMG kinetics group additivity database from the location *path*.

**load\_old\_dictionary**(*path*, *pattern*)

Parse an old-style RMG database dictionary located at *path*. An RMG dictionary is a list of key-value pairs of a one-line string key and a multi-line string value. Each record is separated by at least one empty line. Returns a dict object with the values converted to Molecule or Group objects depending on the value of *pattern*.

**load\_old\_library**(*path*, *num\_parameters*, *num\_labels=1*)

Parse an RMG database library located at *path*.

**load\_old\_template**(*path*)

Load an old-style RMG reaction family template from the location *path*.

**load\_old\_tree**(*path*)

Parse an old-style RMG database tree located at *path*. An RMG tree is an n-ary tree representing the hierarchy of items in the dictionary.

**load\_recipe**(*actions*)

Load information about the reaction recipe.

**load\_template**(*reactants, products, ownReverse=False*)

Load information about the reaction template. Note that argument names are retained for backward compatibility with loading database files.

**make\_tree**(*obj=None, regularization=<function KineticsFamily.simple\_regularization>, thermo\_database=None, T=1000.0*)  
 generates tree structure and then generates rules for the tree

**match\_node\_to\_child**(*parent\_node, child\_node*)

Return *True* if *parent\_node* is a parent of *child\_node*. Otherwise, return *False*. Both *parent\_node* and *child\_node* must be Entry types with items containing Group or LogicNode types. If *parent\_node* and *child\_node* are identical, the function will also return *False*.

**match\_node\_to\_node**(*node, node\_other*)

Return *True* if *node* and *node\_other* are identical. Otherwise, return *False*. Both *node* and *node\_other* must be Entry types with items containing Group or LogicNode types.

**match\_node\_to\_structure**(*node, structure, atoms, strict=False*)

Return *True* if the *structure* centered at *atom* matches the structure at *node* in the dictionary. The structure at *node* should have atoms with the appropriate labels because they are set on loading and never change. However, the atoms in *structure* may not have the correct labels, hence the *atoms* parameter. The *atoms* parameter may include extra labels, and so we only require that every labeled atom in the functional group represented by *node* has an equivalent labeled atom in *structure*.

Matching to structure is more strict than to node. All labels in structure must be found in node. However the reverse is not true, unless *strict* is set to *True*.

At-tribute	Description
<i>node</i>	Either an Entry or a key in the self.entries dictionary which has a Group or LogicNode as its Entry.item
<i>structure</i>	A Group or a Molecule
<i>atoms</i>	Dictionary of {label: atom} in the structure. A possible dictionary is the one produced by structure.get_all_labeled_atoms()
<i>strict</i>	If set to <i>True</i> , ensures that all the node's atomLabels are matched by in the structure

**parse\_old\_library**(*path, num\_parameters, num\_labels=1*)

Parse an RMG database library located at *path*, returning the loaded entries (rather than storing them in the database). This method does not discard duplicate entries.

**prune\_tree**(*rxns, thermo\_database=None, max\_rxns\_to\_reopt\_node=100, fix\_labels=True, exact\_matches\_only=True, get\_reverse=True*)

Remove nodes that have less than *maxRxnsToReoptNode* reactions that match and clear the regularization dimensions of their parent This is used to remove smaller easier to optimize and more likely to change nodes before adding a new batch in cascade model generation

**regularize**(*regularization=<function KineticsFamily.simple\_regularization>, keep\_root=True, thermo\_database=None, template\_rxn\_map=None, rxns=None*)  
 Regularizes the tree according to the regularization function *regularization*

**remove\_group**(*group\_to\_remove*)

Removes a group that is in a tree from the database. In addition to deleting from self.entries, it must also update the parent/child relationships

Returns the removed group

**retrieve\_original\_entry**(*template\_label*)

Retrieves the original entry, be it a rule or training reaction, given the template label in the form 'group1;group2' or 'group1;group2;group3'

Returns tuple in the form (RateRuleEntry, TrainingReactionEntry)

Where the TrainingReactionEntry is only present if it comes from a training reaction

**retrieve\_template**(*template\_labels*)

Reconstruct the groups associated with the labels of the reaction template and return a list.

**save**(*path*)

Save the current database to the file at location *path* on disk.

**save\_depository**(*depository*, *path*)

Save the given kinetics family *depository* to the location *path* on disk.

**save\_dictionary**(*path*)

Extract species from all entries associated with a kinetics library or depository and save them to the path given.

**save\_entry**(*f*, *entry*)

Write the given *entry* in the thermo database to the file object *f*.

**save\_generated\_tree**(*path=None*)

clears the rules and saves the family to its current location in database

**save\_groups**(*path*)

Save the current database to the file at location *path* on disk.

**save\_old**(*path*)

Save the old RMG kinetics groups to the given *path* on disk.

**save\_old\_dictionary**(*path*)

Save the current database dictionary to a text file using the old-style syntax.

**save\_old\_library**(*path*)

Save the current database library to a text file using the old-style syntax.

**save\_old\_template**(*path*)

Save an old-style RMG reaction family template from the location *path*.

**save\_old\_tree**(*path*)

Save the current database tree to a text file using the old-style syntax.

**save\_training\_reactions**(*reactions*, *reference=None*, *reference\_type=""*, *short\_desc=""*, *long\_desc=""*, *rank=3*)

This function takes a list of reactions appends it to the training reactions file. It ignores the existence of duplicate reactions.

The rank for each new reaction's kinetics is set to a default value of 3 unless the user specifies differently for those reactions.

For each entry, the long description is imported from the kinetics comment.

**simple\_regularization**(*node*, *template\_rxn\_map*, *test=True*)

Simplest regularization algorithm All nodes are made as specific as their descendant reactions Training reactions are assumed to not generalize For example if an particular atom at a node is Oxygen for all of its

descendent reactions a reaction where it is Sulfur will never hit that node unless it is the top node even if the tree did not split on the identity of that atom

The test option to this function determines whether or not the reactions under a node match the extended group before adding an extension. If the test fails the extension is skipped.

In general test=True is needed if the cascade algorithm was used to generate the tree and test=False is ok if the cascade algorithm wasn't used.

### rmgpy.data.kinetics.KineticsGroups

```
class rmgpy.data.kinetics.KineticsGroups(entries=None, top=None, label="", name="",  
short_desc="", long_desc="", forwardTemplate=None,  
forwardRecipe=None, reverseTemplate=None, re-  
verseRecipe=None, forbidden=None)
```

A class for working with an RMG kinetics family group additivity values.

#### **ancestors**(*node*)

Returns all the ancestors of a node, climbing up the tree to the top.

#### **are\_siblings**(*node, node\_other*)

Return *True* if *node* and *node\_other* have the same parent node. Otherwise, return *False*. Both *node* and *node\_other* must be Entry types with items containing Group or LogicNode types.

#### **descend\_tree**(*structure, atoms, root=None, strict=False*)

Descend the tree in search of the functional group node that best matches the local structure around *atoms* in *structure*.

If *root=None* then uses the first matching top node.

Returns *None* if there is no matching root.

Set *strict* to *True* if all labels in final matched node must match that of the structure. This is used in kinetics groups to find the correct reaction template, but not generally used in other GAVs due to species generally not being prelabeled.

#### **descendants**(*node*)

Returns all the descendants of a node, climbing down the tree to the bottom.

#### **estimate\_kinetics\_using\_group\_additivity**(*template, reference\_kinetics, degeneracy=1*)

Determine the appropriate kinetics for a reaction with the given *template* using group additivity.

Returns just the kinetics.

#### **generate\_group\_additivity\_values**(*training\_set, kunits, method='Arrhenius'*)

Generate the group additivity values using the given *training\_set*, a list of 2-tuples of the form (*template, kinetics*). You must also specify the *kinits* for the family and the *method* to use when generating the group values. Returns *True* if the group values have changed significantly since the last time they were fitted, or *False* otherwise.

#### **generate\_old\_tree**(*entries, level*)

Generate a multi-line string representation of the current tree using the old-style syntax.

#### **get\_entries\_to\_save**()

Return a sorted list of the entries in this database that should be saved to the output file.

Then renumber the entry indexes so that we never have any duplicate indexes.

#### **get\_reaction\_template**(*reaction*)

For a given *reaction* with properly-labeled Molecule objects as the reactants, determine the most specific nodes in the tree that describe the reaction.

**get\_species**(*path*, *resonance=True*)

Load the dictionary containing all of the species in a kinetics library or depository.

**load**(*path*, *local\_context=None*, *global\_context=None*)

Load an RMG-style database from the file at location *path* on disk. The parameters *local\_context* and *global\_context* are used to provide specialized mapping of identifiers in the input file to corresponding functions to evaluate. This method will automatically add a few identifiers required by all data entries, so you don't need to provide these.

**load\_entry**(*index*, *label*, *group*, *kinetics*, *reference=None*, *referenceType=""*, *shortDesc=""*, *longDesc=""*, *nodalDistance=None*)

Method for parsing entries in database files. Note that these argument names are retained for backward compatibility.

*nodal\_distance* is the distance between a given entry and its parent specified by a float

**load\_old**(*dictstr*, *treestr*, *libstr*, *num\_parameters*, *num\_labels=1*, *pattern=True*)

Load a dictionary-tree-library based database. The database is stored in three files: *dictstr* is the path to the dictionary, *treestr* to the tree, and *libstr* to the library. The tree is optional, and should be set to "" if not desired.

**load\_old\_dictionary**(*path*, *pattern*)

Parse an old-style RMG database dictionary located at *path*. An RMG dictionary is a list of key-value pairs of a one-line string key and a multi-line string value. Each record is separated by at least one empty line. Returns a dict object with the values converted to Molecule or Group objects depending on the value of *pattern*.

**load\_old\_library**(*path*, *num\_parameters*, *num\_labels=1*)

Parse an RMG database library located at *path*.

**load\_old\_tree**(*path*)

Parse an old-style RMG database tree located at *path*. An RMG tree is an n-ary tree representing the hierarchy of items in the dictionary.

**match\_node\_to\_child**(*parent\_node*, *child\_node*)

Return *True* if *parent\_node* is a parent of *child\_node*. Otherwise, return *False*. Both *parent\_node* and *child\_node* must be Entry types with items containing Group or LogicNode types. If *parent\_node* and *child\_node* are identical, the function will also return *False*.

**match\_node\_to\_node**(*node*, *node\_other*)

Return *True* if *node* and *node\_other* are identical. Otherwise, return *False*. Both *node* and *node\_other* must be Entry types with items containing Group or LogicNode types.

**match\_node\_to\_structure**(*node*, *structure*, *atoms*, *strict=False*)

Return *True* if the *structure* centered at *atom* matches the structure at *node* in the dictionary. The structure at *node* should have atoms with the appropriate labels because they are set on loading and never change. However, the atoms in *structure* may not have the correct labels, hence the *atoms* parameter. The *atoms* parameter may include extra labels, and so we only require that every labeled atom in the functional group represented by *node* has an equivalent labeled atom in *structure*.

Matching to structure is more strict than to node. All labels in structure must be found in node. However the reverse is not true, unless *strict* is set to *True*.

Attribute	Description
<i>node</i>	Either an Entry or a key in the self.entries dictionary which has a Group or LogicNode as its Entry.item
<i>structure</i>	A Group or a Molecule
<i>atoms</i>	Dictionary of {label: atom} in the structure. A possible dictionary is the one produced by structure.get_all_labeled_atoms()
<i>strict</i>	If set to True, ensures that all the node's atomLabels are matched by in the structure

**parse\_old\_library**(*path*, *num\_parameters*, *num\_labels=1*)

Parse an RMG database library located at *path*, returning the loaded entries (rather than storing them in the database). This method does not discard duplicate entries.

**remove\_group**(*group\_to\_remove*)

Removes a group that is in a tree from the database. In addition to deleting from self.entries, it must also update the parent/child relationships

Returns the removed group

**save**(*path*)

Save the current database to the file at location *path* on disk.

**save\_dictionary**(*path*)

Extract species from all entries associated with a kinetics library or depository and save them to the path given.

**save\_old**(*dictstr*, *treestr*, *libstr*)

Save the current database to a set of text files using the old-style syntax.

**save\_old\_dictionary**(*path*)

Save the current database dictionary to a text file using the old-style syntax.

**save\_old\_library**(*path*)

Save the current database library to a text file using the old-style syntax.

**save\_old\_tree**(*path*)

Save the current database tree to a text file using the old-style syntax.

**rmgpy.data.kinetics.KineticsLibrary**

```
class rmgpy.data.kinetics.KineticsLibrary(label="", name="", solvent=None, short_desc="",
                                         long_desc="", auto_generated=False)
```

A class for working with an RMG kinetics library.

**ancestors**(*node*)

Returns all the ancestors of a node, climbing up the tree to the top.

**are\_siblings**(*node*, *node\_other*)

Return *True* if *node* and *node\_other* have the same parent node. Otherwise, return *False*. Both *node* and *node\_other* must be Entry types with items containing Group or LogicNode types.

**check\_for\_duplicates**(*mark\_duplicates=False*)

Check that all duplicate reactions in the kinetics library are properly marked (i.e. with their duplicate attribute set to True). If *mark\_duplicates* is set to True, then ignore and mark all duplicate reactions as duplicate.



**convert\_duplicates\_to\_multi()**

Merge all marked duplicate reactions in the kinetics library into single reactions with multiple kinetics.

**descend\_tree**(*structure*, *atoms*, *root=None*, *strict=False*)

Descend the tree in search of the functional group node that best matches the local structure around *atoms* in *structure*.

If *root=None* then uses the first matching top node.

Returns None if there is no matching root.

Set *strict* to True if all labels in final matched node must match that of the structure. This is used in kinetics groups to find the correct reaction template, but not generally used in other GAVs due to species generally not being pre-labeled.

**descendants**(*node*)

Returns all the descendants of a node, climbing down the tree to the bottom.

**generate\_old\_tree**(*entries*, *level*)

Generate a multi-line string representation of the current tree using the old-style syntax.

**get\_entries\_to\_save**()

Return a sorted list of the entries in this database that should be saved to the output file.

Then renumber the entry indexes so that we never have any duplicate indexes.

**get\_library\_reactions**()

makes library and template reactions as appropriate from the library comments and returns a list of all of these LibraryReaction and TemplateReaction objects

**get\_species**(*path*, *resonance=True*)

Load the dictionary containing all of the species in a kinetics library or depository.

**load**(*path*, *local\_context=None*, *global\_context=None*)

Load an RMG-style database from the file at location *path* on disk. The parameters *local\_context* and *global\_context* are used to provide specialized mapping of identifiers in the input file to corresponding functions to evaluate. This method will automatically add a few identifiers required by all data entries, so you don't need to provide these.

**load\_entry**(*index*, *label*, *kinetics*, *degeneracy=1*, *duplicate=False*, *reversible=True*, *reference=None*, *referenceType=""*, *shortDesc=""*, *longDesc=""*, *allow\_pdep\_route=False*, *elementary\_high\_p=False*, *allow\_max\_rate\_violation=False*, *metal=None*, *site=None*, *facet=None*)

Method for parsing entries in database files. Note that these argument names are retained for backward compatibility.

**load\_old**(*path*)

Load an old-style RMG kinetics library from the location *path*.

**load\_old\_dictionary**(*path*, *pattern*)

Parse an old-style RMG database dictionary located at *path*. An RMG dictionary is a list of key-value pairs of a one-line string key and a multi-line string value. Each record is separated by at least one empty line. Returns a dict object with the values converted to Molecule or Group objects depending on the value of *pattern*.

**load\_old\_library**(*path*, *num\_parameters*, *num\_labels=1*)

Parse an RMG database library located at *path*.

**load\_old\_tree**(*path*)

Parse an old-style RMG database tree located at *path*. An RMG tree is an n-ary tree representing the hierarchy of items in the dictionary.

**mark\_valid\_duplicates**(*reactions1, reactions2*)

Check for reactions that appear in both lists, and mark them as (valid) duplicates.

**match\_node\_to\_child**(*parent\_node, child\_node*)

Return *True* if *parent\_node* is a parent of *child\_node*. Otherwise, return *False*. Both *parent\_node* and *child\_node* must be Entry types with items containing Group or LogicNode types. If *parent\_node* and *child\_node* are identical, the function will also return *False*.

**match\_node\_to\_node**(*node, node\_other*)

Return *True* if *node* and *node\_other* are identical. Otherwise, return *False*. Both *node* and *node\_other* must be Entry types with items containing Group or LogicNode types.

**match\_node\_to\_structure**(*node, structure, atoms, strict=False*)

Return *True* if the *structure* centered at *atom* matches the structure at *node* in the dictionary. The structure at *node* should have atoms with the appropriate labels because they are set on loading and never change. However, the atoms in *structure* may not have the correct labels, hence the *atoms* parameter. The *atoms* parameter may include extra labels, and so we only require that every labeled atom in the functional group represented by *node* has an equivalent labeled atom in *structure*.

Matching to structure is more strict than to node. All labels in structure must be found in node. However the reverse is not true, unless *strict* is set to *True*.

At-tribute	Description
<i>node</i>	Either an Entry or a key in the self.entries dictionary which has a Group or LogicNode as its Entry.item
<i>structure</i>	A Group or a Molecule
<i>atoms</i>	Dictionary of {label: atom} in the structure. A possible dictionary is the one produced by structure.get_all_labeled_atoms()
<i>strict</i>	If set to <i>True</i> , ensures that all the node's atomLabels are matched by in the structure

**parse\_old\_library**(*path, num\_parameters, num\_labels=1*)

Parse an RMG database library located at *path*, returning the loaded entries (rather than storing them in the database). This method does not discard duplicate entries.

**remove\_group**(*group\_to\_remove*)

Removes a group that is in a tree from the database. In addition to deleting from self.entries, it must also update the parent/child relationships

Returns the removed group

**save**(*path*)

Save the current database to the file at location *path* on disk.

**save\_dictionary**(*path*)

Extract species from all entries associated with a kinetics library or depository and save them to the path given.

**save\_entry**(*f, entry*)

Write the given *entry* in the kinetics library to the file object *f*.

**save\_old**(*path*)

Save an old-style reaction library to *path*. This creates files named *species.txt*, *reactions.txt*, and *pdepreactions.txt* in the given directory; these contain the species dictionary, high-pressure limit reactions and kinetics, and pressure-dependent reactions and kinetics, respectively.

**save\_old\_dictionary**(*path*)

Save the current database dictionary to a text file using the old-style syntax.

**save\_old\_library**(*path*)

Save the current database library to a text file using the old-style syntax.

**save\_old\_tree**(*path*)

Save the current database tree to a text file using the old-style syntax.

**rmgpy.data.kinetics.KineticsRules**

**class** rmgpy.data.kinetics.**KineticsRules**(*label=""*, *name=""*, *short\_desc=""*, *long\_desc=""*)

A class for working with a set of “rate rules” for a RMG kinetics family.

**ancestors**(*node*)

Returns all the ancestors of a node, climbing up the tree to the top.

**are\_siblings**(*node*, *node\_other*)

Return *True* if *node* and *node\_other* have the same parent node. Otherwise, return *False*. Both *node* and *node\_other* must be Entry types with items containing Group or LogicNode types.

**descend\_tree**(*structure*, *atoms*, *root=None*, *strict=False*)

Descend the tree in search of the functional group node that best matches the local structure around *atoms* in *structure*.

If *root=None* then uses the first matching top node.

Returns None if there is no matching root.

Set *strict* to *True* if all labels in final matched node must match that of the structure. This is used in kinetics groups to find the correct reaction template, but not generally used in other GAVs due to species generally not being pre-labeled.

**descendants**(*node*)

Returns all the descendants of a node, climbing down the tree to the bottom.

**estimate\_kinetics**(*template*, *degeneracy=1*)

Determine the appropriate kinetics for a reaction with the given *template* using rate rules.

Returns a tuple (kinetics, entry) where *entry* is the database entry used to determine the kinetics only if it is an exact match, and is None if some averaging or use of a parent node took place.

**fill\_rules\_by\_averaging\_up**(*root\_template*, *already\_done*, *verbose=False*)

Fill in gaps in the kinetics rate rules by averaging child nodes. If *verbose* is set to *True*, then exact sources of kinetics are saved in the kinetics comments (warning: this uses up a lot of memory due to the extensively long comments)

**generate\_old\_tree**(*entries*, *level*)

Generate a multi-line string representation of the current tree using the old-style syntax.

**get\_all\_rules**(*template*)

Return all of the exact rate rules with the given *template*. Raises a `ValueError` if no corresponding entry exists.

**get\_entries**()

Return a list of all of the entries in the rate rules database, sorted by index.

**get\_entries\_to\_save**()

Return a sorted list of all of the entries in the rate rules database to save.

**get\_rule**(*template*)

Return the exact rate rule with the given *template*, or None if no corresponding entry exists.

**get\_species**(*path*, *resonance=True*)

Load the dictionary containing all of the species in a kinetics library or depository.

**has\_rule**(*template*)

Return `True` if a rate rule with the given *template* currently exists, or `False` otherwise.

**load**(*path*, *local\_context=None*, *global\_context=None*)

Load an RMG-style database from the file at location *path* on disk. The parameters *local\_context* and *global\_context* are used to provide specialized mapping of identifiers in the input file to corresponding functions to evaluate. This method will automatically add a few identifiers required by all data entries, so you don't need to provide these.

**load\_entry**(*index*, *kinetics=None*, *degeneracy=1*, *label=""*, *duplicate=False*, *reversible=True*, *reference=None*, *referenceType=""*, *shortDesc=""*, *longDesc=""*, *rank=None*, *nodalDistance=None*, *treeDistances=None*)

Method for parsing entries in database files. Note that these argument names are retained for backward compatibility.

**load\_old**(*path*, *groups*, *num\_labels*)

Load a set of old rate rules for kinetics groups into this depository.

**load\_old\_dictionary**(*path*, *pattern*)

Parse an old-style RMG database dictionary located at *path*. An RMG dictionary is a list of key-value pairs of a one-line string key and a multi-line string value. Each record is separated by at least one empty line. Returns a `dict` object with the values converted to `Molecule` or `Group` objects depending on the value of *pattern*.

**load\_old\_library**(*path*, *num\_parameters*, *num\_labels=1*)

Parse an RMG database library located at *path*.

**load\_old\_tree**(*path*)

Parse an old-style RMG database tree located at *path*. An RMG tree is an n-ary tree representing the hierarchy of items in the dictionary.

**match\_node\_to\_child**(*parent\_node*, *child\_node*)

Return `True` if *parent\_node* is a parent of *child\_node*. Otherwise, return `False`. Both *parent\_node* and *child\_node* must be `Entry` types with items containing `Group` or `LogicNode` types. If *parent\_node* and *child\_node* are identical, the function will also return `False`.

**match\_node\_to\_node**(*node*, *node\_other*)

Return `True` if *node* and *node\_other* are identical. Otherwise, return `False`. Both *node* and *node\_other* must be `Entry` types with items containing `Group` or `LogicNode` types.

**match\_node\_to\_structure**(*node*, *structure*, *atoms*, *strict=False*)

Return `True` if the *structure* centered at *atom* matches the structure at *node* in the dictionary. The structure at *node* should have atoms with the appropriate labels because they are set on loading and never change. However, the atoms in *structure* may not have the correct labels, hence the *atoms* parameter. The *atoms* parameter may include extra labels, and so we only require that every labeled atom in the functional group represented by *node* has an equivalent labeled atom in *structure*.

Matching to structure is more strict than to node. All labels in structure must be found in node. However the reverse is not true, unless *strict* is set to `True`.

At-tribute	Description
<i>node</i>	Either an <code>Entry</code> or a key in the <code>self.entries</code> dictionary which has a <code>Group</code> or <code>LogicNode</code> as its <code>Entry.item</code>
<i>structure</i>	A <code>Group</code> or a <code>Molecule</code>
<i>atoms</i>	Dictionary of {label: atom} in the structure. A possible dictionary is the one produced by <code>structure.get_all_labeled_atoms()</code>
<i>strict</i>	If set to <code>True</code> , ensures that all the node's <code>atomLabels</code> are matched by in the structure

**parse\_old\_library**(*path*, *num\_parameters*, *num\_labels=1*)

Parse an RMG database library located at *path*, returning the loaded entries (rather than storing them in the database). This method does not discard duplicate entries.

**process\_old\_library\_entry**(*data*)

Process a list of parameters *data* as read from an old-style RMG thermo database, returning the corresponding kinetics object.

**remove\_group**(*group\_to\_remove*)

Removes a group that is in a tree from the database. In addition to deleting from `self.entries`, it must also update the parent/child relationships

Returns the removed group

**save**(*path*)

Save the current database to the file at location *path* on disk.

**save\_dictionary**(*path*)

Extract species from all entries associated with a kinetics library or depository and save them to the path given.

**save\_entry**(*f*, *entry*)

Write the given *entry* in the thermo database to the file object *f*.

**save\_old**(*path*, *groups*)

Save a set of old rate rules for kinetics groups from this depository.

**save\_old\_dictionary**(*path*)

Save the current database dictionary to a text file using the old-style syntax.

**save\_old\_library**(*path*)

Save the current database library to a text file using the old-style syntax.

**save\_old\_tree**(*path*)

Save the current database tree to a text file using the old-style syntax.

## rmgpy.data.kinetics.LibraryReaction

```
class rmgpy.data.kinetics.LibraryReaction(index=-1, reactants=None, products=None,
specific_collider=None, kinetics=None, network_kinetics=None, reversible=True, transition_state=None,
duplicate=False, degeneracy=1, pairs=None, library=None, allow_pdep_route=False, elementary_high_p=False,
allow_max_rate_violation=False, entry=None)
```

A Reaction object generated from a reaction library. In addition to the usual attributes, this class includes *library* and *entry* attributes to store the library and the entry in that library that it was created from.

**calculate\_coll\_limit**(*temp*, *reverse*)

Calculate the collision limit rate in m<sup>3</sup>/mol-s for the given temperature implemented as recommended in Wang et al. doi 10.1016/j.combustflame.2017.08.005 (Eq. 1)

**calculate\_microcanonical\_rate\_coefficient**(*e\_list*, *j\_list*, *reac\_dens\_states*, *prod\_dens\_states*, *T*)

Calculate the microcanonical rate coefficient  $k(E)$  for the reaction *reaction* at the energies *e\_list* in J/mol. *reac\_dens\_states* and *prod\_dens\_states* are the densities of states of the reactant and product configurations for this reaction. If the reaction is irreversible, only the reactant density of states is required; if the reaction is reversible, then both are required. This function will try to use the best method that it can based on the input data available:

- If detailed information has been provided for the transition state (i.e. the molecular degrees of freedom), then RRKM theory will be used.
- If the above is not possible but high-pressure limit kinetics  $k_{\infty}(T)$  have been provided, then the inverse Laplace transform method will be used.

The density of states for the product *prod\_dens\_states* and the temperature of interest *T* in K can also be provided. For isomerization and association reactions *prod\_dens\_states* is required; for dissociation reactions it is optional. The temperature is used if provided in the detailed balance expression to determine the reverse kinetics, and in certain cases in the inverse Laplace transform method.

#### **calculate\_tst\_rate\_coefficient(*T*)**

Evaluate the forward rate coefficient for the reaction with corresponding transition state *TS* at temperature *T* in K using (canonical) transition state theory. The TST equation is

$$k(T) = \kappa(T) \frac{k_B T}{h} \frac{Q^\ddagger(T)}{Q^A(T)Q^B(T)} \exp\left(-\frac{E_0}{k_B T}\right)$$

where  $Q^\ddagger$  is the partition function of the transition state,  $Q^A$  and  $Q^B$  are the partition function of the reactants,  $E_0$  is the ground-state energy difference from the transition state to the reactants,  $T$  is the absolute temperature,  $k_B$  is the Boltzmann constant, and  $h$  is the Planck constant.  $\kappa(T)$  is an optional tunneling correction.

#### **can\_tst()**

Return True if the necessary parameters are available for using transition state theory – or the microcanonical equivalent, RRKM theory – to compute the rate coefficient for this reaction, or False otherwise.

#### **check\_collision\_limit\_violation(*t\_min*, *t\_max*, *p\_min*, *p\_max*)**

Warn if a core reaction violates the collision limit rate in either the forward or reverse direction at the relevant extreme T/P conditions. Assuming a monotonic behaviour of the kinetics. Returns a list with the reaction object and the direction in which the violation was detected.

#### **copy()**

Create a deep copy of the current reaction.

#### **degeneracy**

The reaction path degeneracy for this reaction.

If the reaction has kinetics, changing the degeneracy will adjust the reaction rate by a ratio of the new degeneracy to the old degeneracy.

#### **draw(*path*)**

Generate a pictorial representation of the chemical reaction using the `draw` module. Use *path* to specify the file to save the generated image to; the image type is automatically determined by extension. Valid extensions are `.png`, `.svg`, `.pdf`, and `.ps`; of these, the first is a raster format and the remainder are vector formats.

#### **ensure\_species(*reactant\_resonance*, *product\_resonance*)**

Ensure the reaction contains species objects in its reactant and product attributes. If the reaction is found to hold molecule objects, it modifies the reactant, product and pairs to hold Species objects.

Generates resonance structures for Molecules if the corresponding options, *reactant\_resonance* and/or *product\_resonance*, are True. Does not generate resonance for reactants or products that start as Species objects.

#### **fix\_barrier\_height(*force\_positive*)**

Turns the kinetics into Arrhenius (if they were ArrheniusEP) and ensures the activation energy is at least the endothermicity for endothermic reactions, and is not negative only as a result of using Evans Polanyi with an exothermic reaction. If *force\_positive* is True, then all reactions are forced to have a non-negative barrier.

**fix\_diffusion\_limited\_a\_factor(*T*)**

Decrease the pre-exponential factor (A) by the diffusion factor to account for the diffusion limit at the specified temperature.

**generate\_3d\_ts(*reactants*, *products*)**

Generate the 3D structure of the transition state. Called from `model.generate_kinetics()`.

`self.reactants` is a list of reactants `self.products` is a list of products

**generate\_high\_p\_limit\_kinetics()**

If the LibraryReactions represented by *self* has pressure dependent kinetics, try extracting the high pressure limit rate from it. Used for incorporating library reactions with pressure-dependent kinetics in PDep networks. Only reactions flagged as *elementary\_high\_p=True* should be processed here. If the kinetics is a `:class:Lindemann` or a `:class:Troe`, simply get the high pressure limit rate. If the kinetics is a `:class:PDepArrhenius` or a `:class:Chebyshev`, generate a `:class:Arrhenius` kinetics entry that represents the high pressure limit if  $P_{max} \geq 90$  bar. This high pressure limit Arrhenius kinetics is assigned to the `reaction_network_kinetics` attribute. If this method successfully generated the high pressure limit kinetics, return `True`, otherwise `False`.

**generate\_pairs()**

Generate the reactant-product pairs to use for this reaction when performing flux analysis. The exact procedure for doing so depends on the reaction type:

Reaction type	Template	Resulting pairs
Isomerization	A -> C	(A,C)
Dissociation	A -> C + D	(A,C), (A,D)
Association	A + B -> C	(A,C), (B,C)
Bimolecular	A + B -> C + D	(A,C), (B,D) or (A,D), (B,C)

There are a number of ways of determining the correct pairing for bimolecular reactions. Here we try a simple similarity analysis by comparing the number of heavy atoms. This should work most of the time, but a more rigorous algorithm may be needed for some cases.

**generate\_reverse\_rate\_coefficient(*network\_kinetics*, *Tmin*, *Tmax*, *surface\_site\_density*)**

Generate and return a rate coefficient model for the reverse reaction. Currently this only works if the *kinetics* attribute is one of several (but not necessarily all) kinetics types.

If the reaction kinetics model is Sticking Coefficient, please provide a nonzero surface site density in  $\text{mol}/\text{m}^2$  which is required to evaluate the rate coefficient.

**get\_enthalpies\_of\_reaction(*Tlist*)**

Return the enthalpies of reaction in J/mol evaluated at temperatures *Tlist* in K.

**get\_enthalpy\_of\_reaction(*T*)**

Return the enthalpy of reaction in J/mol evaluated at temperature *T* in K.

**get\_entropies\_of\_reaction(*Tlist*)**

Return the entropies of reaction in J/mol\*K evaluated at temperatures *Tlist* in K.

**get\_entropy\_of\_reaction(*T*)**

Return the entropy of reaction in J/mol\*K evaluated at temperature *T* in K.

**get\_equilibrium\_constant(*T*, *type*, *surface\_site\_density*)**

Return the equilibrium constant for the reaction at the specified temperature *T* in K and reference *surface\_site\_density* in  $\text{mol}/\text{m}^2$  (2.5e-05 default) The *type* parameter lets you specify the quantities used in the equilibrium constant: *Ka* for activities, *Kc* for concentrations (default), or *Kp* for pressures. This function assumes a reference pressure of 1e5 Pa for gas phases species and uses the ideal gas law to determine reference concentrations. For surface species, the *surface\_site\_density* is the assumed reference.

**get\_equilibrium\_constants**(*Tlist*, *type*)

Return the equilibrium constants for the reaction at the specified temperatures *Tlist* in K. The *type* parameter lets you specify the quantities used in the equilibrium constant: *Ka* for activities, *Kc* for concentrations (default), or *Kp* for pressures. Note that this function currently assumes an ideal gas mixture.

**get\_free\_energies\_of\_reaction**(*Tlist*)

Return the Gibbs free energies of reaction in J/mol evaluated at temperatures *Tlist* in K.

**get\_free\_energy\_of\_reaction**(*T*)

Return the Gibbs free energy of reaction in J/mol evaluated at temperature *T* in K.

**get\_mean\_sigma\_and\_epsilon**(*reverse*)

Calculates the collision diameter (*sigma*) using an arithmetic mean. Calculates the well depth (*epsilon*) using a geometric mean. If *reverse* is `False` the above is calculated for the reactants, otherwise for the products.

**get\_rate\_coefficient**(*T*, *P*, *surface\_site\_density*)

Return the overall rate coefficient for the forward reaction at temperature *T* in K and pressure *P* in Pa, including any reaction path degeneracies.

If *diffusion\_limiter* is enabled, the reaction is in the liquid phase and we use a diffusion limitation to correct the rate. If not, then use the intrinsic rate coefficient.

If the reaction has sticking coefficient kinetics, a nonzero surface site density in *mol/m<sup>2</sup>* must be provided.

**get\_reduced\_mass**(*reverse*)

Returns the reduced mass of the reactants if *reverse* is `False`. Returns the reduced mass of the products if *reverse* is `True`.

**get\_source**()

Return the database that was the source of this reaction. For a `LibraryReaction` this should be a `KineticsLibrary` object.

**get\_stoichiometric\_coefficient**(*spec*)

Return the stoichiometric coefficient of species *spec* in the reaction. The stoichiometric coefficient is increased by one for each time *spec* appears as a product and decreased by one for each time *spec* appears as a reactant.

**get\_surface\_rate\_coefficient**(*T*, *surface\_site\_density*)

Return the overall surface rate coefficient for the forward reaction at temperature *T* in K with surface site density *surface\_site\_density* in *mol/m<sup>2</sup>*. Value is returned in combination of [m,mol,s]

**get\_url**()

Get a URL to search for this reaction in the rmg website.

**has\_template**(*reactants*, *products*)

Return `True` if the reaction matches the template of *reactants* and *products*, which are both lists of `Species` objects, or `False` if not.

**is\_association**()

Return `True` if the reaction represents an association reaction  $A + B \rightleftharpoons C$  or `False` if not.

**is\_balanced**()

Return `True` if the reaction has the same number of each atom on each side of the reaction equation, or `False` if not.

**is\_dissociation**()

Return `True` if the reaction represents a dissociation reaction  $A \rightleftharpoons B + C$  or `False` if not.

**is\_isomerization**()

Return `True` if the reaction represents an isomerization reaction  $A \rightleftharpoons B$  or `False` if not.



**is\_isomorphic**(*other*, *either\_direction*, *check\_identical*, *check\_only\_label*,  
*check\_template\_rxn\_products*, *generate\_initial\_map*, *strict*, *save\_order*)

Return True if this reaction is the same as the *other* reaction, or False if they are different. The comparison involves comparing isomorphism of reactants and products, and doesn't use any kinetic information.

#### Parameters

- **either\_direction** (*bool*, *optional*) – if False, then the reaction direction must match.
- **check\_identical** (*bool*, *optional*) – if True, check that atom ID's match (used for checking degeneracy)
- **check\_only\_label** (*bool*, *optional*) – if True, only check the string representation, ignoring molecular structure comparisons
- **check\_template\_rxn\_products** (*bool*, *optional*) – if True, only check isomorphism of reaction products (used when we know the reactants are identical, i.e. in generating reactions)
- **generate\_initial\_map** (*bool*, *optional*) – if True, initialize map by pairing atoms with same labels
- **strict** (*bool*, *optional*) – if False, perform isomorphism ignoring electrons
- **save\_order** (*bool*, *optional*) – if True, perform isomorphism saving atom order

**is\_surface\_reaction**()

Return True if one or more reactants or products are surface species (or surface sites)

**is\_unimolecular**()

Return True if the reaction has a single molecule as either reactant or product (or both)  $A \rightleftharpoons B + C$  or  $A + B \rightleftharpoons C$  or  $A \rightleftharpoons B$ , or False if not.

**matches\_species**(*reactants*, *products*)

Compares the provided reactants and products against the reactants and products of this reaction. Both directions are checked.

#### Parameters

- **reactants** (*list*) – Species required on one side of the reaction
- **products** (*list*, *optional*) – Species required on the other side

**reverse\_arrhenius\_rate**(*k\_forward*, *reverse\_units*, *Tmin*, *Tmax*)

Reverses the given *k\_forward*, which must be an Arrhenius type. You must supply the correct units for the reverse rate. The equilibrium constant is evaluated from the current reaction instance (self).

**reverse\_sticking\_coeff\_rate**(*k\_forward*, *reverse\_units*, *surface\_site\_density*, *Tmin*, *Tmax*)

Reverses the given *k\_forward*, which must be a StickingCoefficient type. You must supply the correct units for the reverse rate. The equilibrium constant is evaluated from the current reaction instance (self). The *surface\_site\_density* in  $\text{mol}/\text{m}^2$  is used to evaluate the forward rate constant.

**reverse\_surface\_arrhenius\_rate**(*k\_forward*, *reverse\_units*, *Tmin*, *Tmax*)

Reverses the given *k\_forward*, which must be a SurfaceArrhenius type. You must supply the correct units for the reverse rate. The equilibrium constant is evaluated from the current reaction instance (self).

**to\_cantera**(*species\_list*, *use\_chemkin\_identifier*)

Converts the RMG Reaction object to a Cantera Reaction object with the appropriate reaction class.

If *use\_chemkin\_identifier* is set to False, the species label is used instead. Be sure that species' labels are unique when setting it False.

**to\_chemkin**(*species\_list*, *kinetics*)

Return the chemkin-formatted string for this reaction.

If *kinetics* is set to True, the chemkin format kinetics will also be returned (requires the *species\_list* to figure out third body colliders.) Otherwise, only the reaction string will be returned.

**to\_labeled\_str**(*use\_index*)

the same as `__str__` except that the labels are assumed to exist and used for reactant and products rather than the labels plus the index in parentheses

## rmgpy.data.base.LogicNode

**class** `rmgpy.data.base.LogicNode`(*items*, *invert*)

A base class for AND and OR logic nodes.

**class** `rmgpy.data.base.LogicAnd`(*items*, *invert*)

A logical AND node. Structure must match all components.

**match\_to\_structure**(*database*, *structure*, *atoms*, *strict=False*)

Does this node in the given database match the given structure with the labeled atoms?

Setting *strict* to True makes enforces matching of atomLabels in the structure to every atomLabel in the node.

**class** `rmgpy.data.base.LogicOr`(*items*, *invert*)

A logical OR node. Structure can match any component.

Initialize with a list of component items and a boolean instruction to invert the answer.

**get\_possible\_structures**(*entries*)

Return a list of the possible structures below this node.

**match\_logic\_or**(*other*)

Is other the same LogicOr group as self?

**match\_to\_structure**(*database*, *structure*, *atoms*, *strict=False*)

Does this node in the given database match the given structure with the labeled atoms?

Setting *strict* to True makes enforces matching of atomLabels in the structure to every atomLabel in the node.

`rmgpy.data.base.make_logic_node`(*string*)

Creates and returns a node in the tree which is a logic node.

String should be of the form:

- OR{ }
- AND{ }
- NOT OR{ }
- NOT AND{ }

And the returned object will be of class LogicOr or LogicAnd

**rmgpy.data.kinetics.ReactionRecipe**

**class** rmgpy.data.kinetics.**ReactionRecipe**(*actions=None*)

Represent a list of actions that, when executed, result in the conversion of a set of reactants to a set of products. There are currently five such actions:

Action Name	Arguments	Description
CHANGE_BOND	<i>center1, order, center2</i>	change the bond order of the bond between <i>center1</i> and <i>center2</i> by <i>order</i> ; do not break or form bonds
FORM_BOND	<i>center1, order, center2</i>	form a new bond between <i>center1</i> and <i>center2</i> of type <i>order</i>
BREAK_BOND	<i>center1, order, center2</i>	break the bond between <i>center1</i> and <i>center2</i> , which should be of type <i>order</i>
GAIN_RADICAL	<i>center, radical</i>	increase the number of free electrons on <i>center</i> by <i>radical</i>
LOSE_RADICAL	<i>center, radical</i>	decrease the number of free electrons on <i>center</i> by <i>radical</i>
GAIN_PAIR	<i>center, pair</i>	increase the number of lone electron pairs on <i>center</i> by <i>pair</i>
LOSE_PAIR	<i>center, pair</i>	decrease the number of lone electron pairs on <i>center</i> by <i>pair</i>

The actions are stored as a list in the *actions* attribute. Each action is a list of items; the first is the action name, while the rest are the action parameters as indicated above.

**add\_action**(*action*)

Add an *action* to the reaction recipe, where *action* is a list containing the action name and the required parameters, as indicated in the table above.

**apply\_forward**(*struct, unique=True*)

Apply the forward reaction recipe to *molecule*, a single `Molecule` object.

**apply\_reverse**(*struct, unique=True*)

Apply the reverse reaction recipe to *molecule*, a single `Molecule` object.

**get\_reverse**()

Generate a reaction recipe that, when applied, does the opposite of what the current recipe does, i.e., it is the recipe for the reverse of the reaction that this is the recipe for.

**rmgpy.data.statmech.StatmechDatabase**

**class** rmgpy.data.statmech.**StatmechDatabase**

A class for working with the RMG statistical mechanics (frequencies) database.

**get\_statmech\_data**(*molecule, thermo\_model=None*)

Return the thermodynamic parameters for a given `Molecule` object *molecule*. This function first searches the loaded libraries in order, returning the first match found, before falling back to estimation via group additivity.

**get\_statmech\_data\_from\_depository**(*molecule*)

Return statmech data for the given `Molecule` object *molecule* by searching the entries in the depository. Returns a list of tuples (statmechData, depository, entry).

**get\_statmech\_data\_from\_groups**(*molecule, thermo\_model*)

Return statmech data for the given `Molecule` object *molecule* by estimating using characteristic group frequencies and fitting the remaining internal modes to heat capacity data from the given thermo model *thermo\_model*. This always returns valid degrees of freedom data.

**get\_statmech\_data\_from\_library**(*molecule*, *library*)

Return statmech data for the given `Molecule` object *molecule* by searching the entries in the specified `StatmechLibrary` object *library*. Returns `None` if no data was found.

**load**(*path*, *libraries=None*, *depository=True*)

Load the statmech database from the given *path* on disk, where *path* points to the top-level folder of the thermo database.

**load\_depository**(*path*)

Load the statmech database from the given *path* on disk, where *path* points to the top-level folder of the thermo database.

**load\_groups**(*path*)

Load the statmech database from the given *path* on disk, where *path* points to the top-level folder of the thermo database.

**load\_libraries**(*path*, *libraries=None*)

Load the statmech database from the given *path* on disk, where *path* points to the top-level folder of the thermo database.

**load\_old**(*path*)

Load the old RMG thermo database from the given *path* on disk, where *path* points to the top-level folder of the old RMG database.

**save**(*path*)

Save the statmech database to the given *path* on disk, where *path* points to the top-level folder of the statmech database.

**save\_depository**(*path*)

Save the statmech depository to the given *path* on disk, where *path* points to the top-level folder of the statmech depository.

**save\_groups**(*path*)

Save the statmech groups to the given *path* on disk, where *path* points to the top-level folder of the statmech groups.

**save\_libraries**(*path*)

Save the statmech libraries to the given *path* on disk, where *path* points to the top-level folder of the statmech libraries.

**save\_old**(*path*)

Save the old RMG thermo database to the given *path* on disk, where *path* points to the top-level folder of the old RMG database.

**rmgpy.data.statmech.StatmechDepository**

**class** `rmgpy.data.statmech.StatmechDepository`(*label=""*, *name=""*, *short\_desc=""*, *long\_desc=""*)

A class for working with the RMG statistical mechanics (frequencies) depository.

**ancestors**(*node*)

Returns all the ancestors of a node, climbing up the tree to the top.

**are\_siblings**(*node*, *node\_other*)

Return `True` if *node* and *node\_other* have the same parent node. Otherwise, return `False`. Both *node* and *node\_other* must be `Entry` types with items containing `Group` or `LogicNode` types.

**descend\_tree**(*structure*, *atoms*, *root=None*, *strict=False*)

Descend the tree in search of the functional group node that best matches the local structure around *atoms* in *structure*.

If `root=None` then uses the first matching top node.

Returns `None` if there is no matching root.

Set `strict` to `True` if all labels in final matched node must match that of the structure. This is used in kinetics groups to find the correct reaction template, but not generally used in other GAVs due to species generally not being pre-labeled.

#### **descendants**(*node*)

Returns all the descendants of a node, climbing down the tree to the bottom.

#### **generate\_old\_tree**(*entries*, *level*)

Generate a multi-line string representation of the current tree using the old-style syntax.

#### **get\_entries\_to\_save**()

Return a sorted list of the entries in this database that should be saved to the output file.

Then renumber the entry indexes so that we never have any duplicate indexes.

#### **get\_species**(*path*, *resonance=True*)

Load the dictionary containing all of the species in a kinetics library or depository.

#### **load**(*path*, *local\_context=None*, *global\_context=None*)

Load an RMG-style database from the file at location *path* on disk. The parameters *local\_context* and *global\_context* are used to provide specialized mapping of identifiers in the input file to corresponding functions to evaluate. This method will automatically add a few identifiers required by all data entries, so you don't need to provide these.

#### **load\_entry**(*index*, *label*, *molecule*, *statmech*, *reference=None*, *referenceType=""*, *shortDesc=""*, *longDesc=""*)

Method for parsing entries in database files. Note that these argument names are retained for backward compatibility.

#### **load\_old**(*dictstr*, *treestr*, *libstr*, *num\_parameters*, *num\_labels=1*, *pattern=True*)

Load a dictionary-tree-library based database. The database is stored in three files: *dictstr* is the path to the dictionary, *treestr* to the tree, and *libstr* to the library. The tree is optional, and should be set to "" if not desired.

#### **load\_old\_dictionary**(*path*, *pattern*)

Parse an old-style RMG database dictionary located at *path*. An RMG dictionary is a list of key-value pairs of a one-line string key and a multi-line string value. Each record is separated by at least one empty line. Returns a `dict` object with the values converted to `Molecule` or `Group` objects depending on the value of *pattern*.

#### **load\_old\_library**(*path*, *num\_parameters*, *num\_labels=1*)

Parse an RMG database library located at *path*.

#### **load\_old\_tree**(*path*)

Parse an old-style RMG database tree located at *path*. An RMG tree is an n-ary tree representing the hierarchy of items in the dictionary.

#### **match\_node\_to\_child**(*parent\_node*, *child\_node*)

Return `True` if *parent\_node* is a parent of *child\_node*. Otherwise, return `False`. Both *parent\_node* and *child\_node* must be `Entry` types with items containing `Group` or `LogicNode` types. If *parent\_node* and *child\_node* are identical, the function will also return `False`.

#### **match\_node\_to\_node**(*node*, *node\_other*)

Return `True` if *node* and *node\_other* are identical. Otherwise, return `False`. Both *node* and *node\_other* must be `Entry` types with items containing `Group` or `LogicNode` types.

#### **match\_node\_to\_structure**(*node*, *structure*, *atoms*, *strict=False*)

Return `True` if the *structure* centered at *atom* matches the structure at *node* in the dictionary. The structure

at *node* should have atoms with the appropriate labels because they are set on loading and never change. However, the atoms in *structure* may not have the correct labels, hence the *atoms* parameter. The *atoms* parameter may include extra labels, and so we only require that every labeled atom in the functional group represented by *node* has an equivalent labeled atom in *structure*.

Matching to structure is more strict than to node. All labels in structure must be found in node. However the reverse is not true, unless *strict* is set to True.

Attribute	Description
<i>node</i>	Either an Entry or a key in the self.entries dictionary which has a Group or LogicNode as its Entry.item
<i>structure</i>	A Group or a Molecule
<i>atoms</i>	Dictionary of {label: atom} in the structure. A possible dictionary is the one produced by structure.get_all_labeled_atoms()
<i>strict</i>	If set to True, ensures that all the node's atomLabels are matched by in the structure

**parse\_old\_library**(*path*, *num\_parameters*, *num\_labels=1*)

Parse an RMG database library located at *path*, returning the loaded entries (rather than storing them in the database). This method does not discard duplicate entries.

**remove\_group**(*group\_to\_remove*)

Removes a group that is in a tree from the database. In addition to deleting from self.entries, it must also update the parent/child relationships

Returns the removed group

**save**(*path*)

Save the current database to the file at location *path* on disk.

**save\_dictionary**(*path*)

Extract species from all entries associated with a kinetics library or depository and save them to the path given.

**save\_entry**(*f*, *entry*)

Write the given *entry* in the thermo database to the file object *f*.

**save\_old**(*dictstr*, *treestr*, *libstr*)

Save the current database to a set of text files using the old-style syntax.

**save\_old\_dictionary**(*path*)

Save the current database dictionary to a text file using the old-style syntax.

**save\_old\_library**(*path*)

Save the current database library to a text file using the old-style syntax.

**save\_old\_tree**(*path*)

Save the current database tree to a text file using the old-style syntax.

## rmgpy.data.statmechfit

### Fitting functions

`rmgpy.data.statmechfit.fit_statmech_to_heat_capacity(Tlist, Cvlist, n_vib, n_rot, molecule=None)`

For a given set of dimensionless heat capacity data *Cvlist* corresponding to temperature list *Tlist* in K, fit *n\_vib* harmonic oscillator and *n\_rot* hindered internal rotor modes. External and other previously-known modes should have already been removed from *Cvlist* prior to calling this function. You must provide at least 7 values for *Cvlist*.

This function returns a list containing the fitted vibrational frequencies in a `HarmonicOscillator` object and the fitted 1D hindered rotors in `HinderedRotor` objects.

`rmgpy.data.statmechfit.fit_statmech_direct(Tlist, Cvlist, n_vib, n_rot, molecule=None)`

Fit *n\_vib* harmonic oscillator and *n\_rot* hindered internal rotor modes to the provided dimensionless heat capacities *Cvlist* at temperatures *Tlist* in K. This method assumes that there are enough heat capacity points provided that the vibrational frequencies and hindered rotation frequency- barrier pairs can be fit directly.

`rmgpy.data.statmechfit.fit_statmech_pseudo_rotors(Tlist, Cvlist, n_vib, n_rot, molecule=None)`

Fit *n\_vib* harmonic oscillator and *n\_rot* hindered internal rotor modes to the provided dimensionless heat capacities *Cvlist* at temperatures *Tlist* in K. This method assumes that there are enough heat capacity points provided that the vibrational frequencies can be fit directly, but the hindered rotors must be combined into a single “pseudo-rotor”.

`rmgpy.data.statmechfit.fit_statmech_pseudo(Tlist, Cvlist, n_vib, n_rot, molecule=None)`

Fit *n\_vib* harmonic oscillator and *n\_rot* hindered internal rotor modes to the provided dimensionless heat capacities *Cvlist* at temperatures *Tlist* in K. This method assumes that there are relatively few heat capacity points provided, so the vibrations must be combined into one real vibration and two “pseudo-vibrations” and the hindered rotors must be combined into a single “pseudo-rotor”.

### Helper functions

`rmgpy.data.statmechfit.harmonic_oscillator_heat_capacity(T, freq)`

Return the heat capacity in J/mol\*K at the given set of temperatures *Tlist* in K for the harmonic oscillator with a frequency *freq* in cm<sup>-1</sup>.

`rmgpy.data.statmechfit.harmonic_oscillator_d_heat_capacity_d_freq(T, freq)`

Return the first derivative of the heat capacity with respect to the harmonic oscillator frequency in J/mol\*K/cm<sup>-1</sup> at the given set of temperatures *Tlist* in K, evaluated at the frequency *freq* in cm<sup>-1</sup>.

`rmgpy.data.statmechfit.hindered_rotor_heat_capacity(T, freq, barr)`

Return the heat capacity in J/mol\*K at the given set of temperatures *Tlist* in K for the 1D hindered rotor with a frequency *freq* in cm<sup>-1</sup> and a barrier height *barr* in cm<sup>-1</sup>.

`rmgpy.data.statmechfit.hindered_rotor_d_heat_capacity_d_freq(T, freq, barr)`

Return the first derivative of the heat capacity with respect to the hindered rotor frequency in J/mol\*K/cm<sup>-1</sup> at the given set of temperatures *Tlist* in K, evaluated at the frequency *freq* in cm<sup>-1</sup> and a barrier height *barr* in cm<sup>-1</sup>.

`rmgpy.data.statmechfit.hindered_rotor_d_heat_capacity_d_barr(T, freq, barr)`

Return the first derivative of the heat capacity with respect to the hindered rotor frequency in J/mol\*K/cm<sup>-1</sup> at the given set of temperatures *Tlist* in K, evaluated at the frequency *freq* in cm<sup>-1</sup> and a barrier height *barr* in cm<sup>-1</sup>.

## Helper classes

**class** `rmgpy.data.statmechfit.DirectFit`(*Tdata*, *Cvdata*, *n\_vib*, *n\_rot*)

Class for fitting vibrational frequencies and hindered rotor frequency-barrier pairs for the case when there are few enough oscillators and rotors that their values can be fit directly.

**evaluate**(*x*)

Evaluate the nonlinear equations and constraints for this system, and the corresponding Jacobian matrices, at the given value of the solution vector *x*. Return a tuple containing three items:

- A vector of the current values of the system of equations  $\mathbf{f}(\mathbf{x})$ .
- A matrix of the current values of the Jacobian of the system of equations:  $J_{ij} = \frac{\partial f_i}{\partial x_j}$ .
- A matrix of the current values of the Jacobian of the (linear) constraints:  $J'_{ij} = \frac{\partial g_i}{\partial x_j}$ .

**initialize**()

Initialize the DQED solver. The required parameters are:

- *Neq* - The number of algebraic equations.
- *Nvars* - The number of unknown variables.
- *Ncons* - The number of constraint equations.

The optional parameters are:

- *bounds* - A list of 2-tuples giving the lower and upper bound for each unknown variable. Use `None` if there is no bound in one or either direction. If provided, you must give bounds for every unknown variable.
- *tolf* - The tolerance used for stopping when the norm of the residual has absolute length less than *tolf*, i.e.  $\|\vec{f}\| \leq \epsilon_f$ .
- *told* - The tolerance used for stopping when changes to the unknown variables has absolute length less than *told*, i.e.  $\|\Delta\vec{x}\| \leq \epsilon_d$ .
- *tolx* - The tolerance used for stopping when changes to the unknown variables has relative length less than *tolx*, i.e.  $\|\Delta\vec{x}\| \leq \epsilon_x \cdot \|\vec{x}\|$ .
- *maxIter* - The maximum number of iterations to use
- *verbose* - True to have DQED print extra information about the solve, False to only see printed output when the solver has an error.

**solve**()

Using the initial guess *x0*, return the least-squares solution to the set of nonlinear algebraic equations defined by the `evaluate()` method of the derived class. This is the method that actually conducts the call to DQED. Returns the solution vector and a flag indicating the status of the solve. The possible output values of the flag are:



Value	Meaning
2	The norm of the residual is zero; the solution vector is a root of the system
3	The bounds on the trust region are being encountered on each step; the solution vector may or may not be a local minimum
4	The solution vector is a local minimum
5	A significant amount of noise or uncertainty has been observed in the residual; the solution may or may not be a local minimum
6	The solution vector is only changing by small absolute amounts; the solution may or may not be a local minimum
7	The solution vector is only changing by small relative amounts; the solution may or may not be a local minimum
8	The maximum number of iterations has been reached; the solution is the best found, but may or may not be a local minimum
9-18	An error occurred during the solve operation; the solution is not a local minimum

**class** `rmgpy.data.statmechfit.PseudoRotorFit(Tdata, Cvdata, n_vib, n_rot)`

Class for fitting vibrational frequencies and hindered rotor frequency-barrier pairs for the case when there are too many oscillators and rotors for their values can be fit directly, and where collapsing the rotors into a single pseudo-rotor allows for fitting the vibrational frequencies directly.

**evaluate**(*x*)

Evaluate the nonlinear equations and constraints for this system, and the corresponding Jacobian matrices, at the given value of the solution vector *x*. Return a tuple containing three items:

- A vector of the current values of the system of equations  $\mathbf{f}(\mathbf{x})$ .
- A matrix of the current values of the Jacobian of the system of equations:  $J_{ij} = \frac{\partial f_i}{\partial x_j}$ .
- A matrix of the current values of the Jacobian of the (linear) constraints:  $J'_{ij} = \frac{\partial g_i}{\partial x_j}$ .

**initialize**()

Initialize the DQED solver. The required parameters are:

- *Neq* - The number of algebraic equations.
- *Nvars* - The number of unknown variables.
- *Ncons* - The number of constraint equations.

The optional parameters are:

- *bounds* - A list of 2-tuples giving the lower and upper bound for each unknown variable. Use `None` if there is no bound in one or either direction. If provided, you must give bounds for every unknown variable.
- *tolf* - The tolerance used for stopping when the norm of the residual has absolute length less than *tolf*, i.e.  $\|\vec{f}\| \leq \epsilon_f$ .
- *told* - The tolerance used for stopping when changes to the unknown variables has absolute length less than *told*, i.e.  $\|\Delta\vec{x}\| \leq \epsilon_d$ .
- *tolx* - The tolerance used for stopping when changes to the unknown variables has relative length less than *tolx*, i.e.  $\|\Delta\vec{x}\| \leq \epsilon_x \cdot \|\vec{x}\|$ .
- *maxIter* - The maximum number of iterations to use
- *verbose* - True to have DQED print extra information about the solve, False to only see printed output when the solver has an error.

**solve()**

Using the initial guess  $x_0$ , return the least-squares solution to the set of nonlinear algebraic equations defined by the `evaluate()` method of the derived class. This is the method that actually conducts the call to DQED. Returns the solution vector and a flag indicating the status of the solve. The possible output values of the flag are:

Value	Meaning
2	The norm of the residual is zero; the solution vector is a root of the system
3	The bounds on the trust region are being encountered on each step; the solution vector may or may not be a local minimum
4	The solution vector is a local minimum
5	A significant amount of noise or uncertainty has been observed in the residual; the solution may or may not be a local minimum
6	The solution vector is only changing by small absolute amounts; the solution may or may not be a local minimum
7	The solution vector is only changing by small relative amounts; the solution may or may not be a local minimum
8	The maximum number of iterations has been reached; the solution is the best found, but may or may not be a local minimum
9-18	An error occurred during the solve operation; the solution is not a local minimum

**class** `rmgpy.data.statmechfit.PseudoFit`(*Tdata*, *Cvdata*, *n\_vib*, *n\_rot*)

Class for fitting vibrational frequencies and hindered rotor frequency-barrier pairs for the case when there are too many oscillators and rotors for their values can be fit directly, and where we must collapse both the vibrations and hindered rotations into “pseudo-oscillators” and “pseudo-rotors”.

**evaluate**(*x*)

Evaluate the nonlinear equations and constraints for this system, and the corresponding Jacobian matrices, at the given value of the solution vector  $x$ . Return a tuple containing three items:

- A vector of the current values of the system of equations  $\mathbf{f}(x)$ .
- A matrix of the current values of the Jacobian of the system of equations:  $J_{ij} = \frac{\partial f_i}{\partial x_j}$ .
- A matrix of the current values of the Jacobian of the (linear) constraints:  $J'_{ij} = \frac{\partial g_i}{\partial x_j}$ .

**initialize**()

Initialize the DQED solver. The required parameters are:

- *Neq* - The number of algebraic equations.
- *Nvars* - The number of unknown variables.
- *Ncons* - The number of constraint equations.

The optional parameters are:

- *bounds* - A list of 2-tuples giving the lower and upper bound for each unknown variable. Use `None` if there is no bound in one or either direction. If provided, you must give bounds for every unknown variable.
- *tolf* - The tolerance used for stopping when the norm of the residual has absolute length less than *tolf*, i.e.  $\|\vec{f}\| \leq \epsilon_f$ .
- *told* - The tolerance used for stopping when changes to the unknown variables has absolute length less than *told*, i.e.  $\|\Delta\vec{x}\| \leq \epsilon_d$ .
- *tolx* - The tolerance used for stopping when changes to the unknown variables has relative length less than *tolx*, i.e.  $\|\Delta\vec{x}\| \leq \epsilon_x \cdot \|\vec{x}\|$ .

- *maxIter* - The maximum number of iterations to use
- *verbose* - True to have DQED print extra information about the solve, False to only see printed output when the solver has an error.

**solve()**

Using the initial guess  $x_0$ , return the least-squares solution to the set of nonlinear algebraic equations defined by the *evaluate()* method of the derived class. This is the method that actually conducts the call to DQED. Returns the solution vector and a flag indicating the status of the solve. The possible output values of the flag are:

Value	Meaning
2	The norm of the residual is zero; the solution vector is a root of the system
3	The bounds on the trust region are being encountered on each step; the solution vector may or may not be a local minimum
4	The solution vector is a local minimum
5	A significant amount of noise or uncertainty has been observed in the residual; the solution may or may not be a local minimum
6	The solution vector is only changing by small absolute amounts; the solution may or may not be a local minimum
7	The solution vector is only changing by small relative amounts; the solution may or may not be a local minimum
8	The maximum number of iterations has been reached; the solution is the best found, but may or may not be a local minimum
9-18	An error occurred during the solve operation; the solution is not a local minimum

**rmgpy.data.statmech.StatmechGroups**

**class** rmgpy.data.statmech.StatmechGroups(*label=""*, *name=""*, *short\_desc=""*, *long\_desc=""*)

A class for working with an RMG statistical mechanics (frequencies) group database.

**ancestors**(*node*)

Returns all the ancestors of a node, climbing up the tree to the top.

**are\_siblings**(*node*, *node\_other*)

Return *True* if *node* and *node\_other* have the same parent node. Otherwise, return *False*. Both *node* and *node\_other* must be Entry types with items containing Group or LogicNode types.

**descend\_tree**(*structure*, *atoms*, *root=None*, *strict=False*)

Descend the tree in search of the functional group node that best matches the local structure around *atoms* in *structure*.

If *root=None* then uses the first matching top node.

Returns None if there is no matching root.

Set *strict* to *True* if all labels in final matched node must match that of the structure. This is used in kinetics groups to find the correct reaction template, but not generally used in other GAVs due to species generally not being pre-labeled.

**descendants**(*node*)

Returns all the descendants of a node, climbing down the tree to the bottom.

**generate\_old\_library\_entry**(*data*)

Return a list of values used to save entries to the old-style RMG thermo database based on the thermodynamics object *data*.

**generate\_old\_tree**(*entries*, *level*)

Generate a multi-line string representation of the current tree using the old-style syntax.

**get\_entries\_to\_save**()

Return a sorted list of the entries in this database that should be saved to the output file.

Then renumber the entry indexes so that we never have any duplicate indexes.

**get\_frequency\_groups**(*molecule*)

Return the set of characteristic group frequencies corresponding to the specified *molecule*. This is done by searching the molecule for certain functional groups for which characteristic frequencies are known, and using those frequencies.

**get\_species**(*path*, *resonance=True*)

Load the dictionary containing all of the species in a kinetics library or depository.

**get\_statmech\_data**(*molecule*, *thermo\_model*)

Use the previously-loaded frequency database to generate a set of characteristic group frequencies corresponding to the specified *molecule*. The provided thermo data in *thermo\_model* is used to fit some frequencies and all hindered rotors to heat capacity data.

**load**(*path*, *local\_context=None*, *global\_context=None*)

Load an RMG-style database from the file at location *path* on disk. The parameters *local\_context* and *global\_context* are used to provide specialized mapping of identifiers in the input file to corresponding functions to evaluate. This method will automatically add a few identifiers required by all data entries, so you don't need to provide these.

**load\_entry**(*index*, *label*, *group*, *statmech*, *reference=None*, *referenceType=""*, *shortDesc=""*, *longDesc=""*)

Method for parsing entries in database files. Note that these argument names are retained for backward compatibility.

**load\_old**(*dictstr*, *treestr*, *libstr*, *num\_parameters*, *num\_labels=1*, *pattern=True*)

Load a dictionary-tree-library based database. The database is stored in three files: *dictstr* is the path to the dictionary, *treestr* to the tree, and *libstr* to the library. The tree is optional, and should be set to "" if not desired.

**load\_old\_dictionary**(*path*, *pattern*)

Parse an old-style RMG database dictionary located at *path*. An RMG dictionary is a list of key-value pairs of a one-line string key and a multi-line string value. Each record is separated by at least one empty line. Returns a dict object with the values converted to Molecule or Group objects depending on the value of *pattern*.

**load\_old\_library**(*path*, *num\_parameters*, *num\_labels=1*)

Parse an RMG database library located at *path*.

**load\_old\_tree**(*path*)

Parse an old-style RMG database tree located at *path*. An RMG tree is an n-ary tree representing the hierarchy of items in the dictionary.

**match\_node\_to\_child**(*parent\_node*, *child\_node*)

Return *True* if *parent\_node* is a parent of *child\_node*. Otherwise, return *False*. Both *parent\_node* and *child\_node* must be Entry types with items containing Group or LogicNode types. If *parent\_node* and *child\_node* are identical, the function will also return *False*.

**match\_node\_to\_node**(*node*, *node\_other*)

Return *True* if *node* and *node\_other* are identical. Otherwise, return *False*. Both *node* and *node\_other* must be Entry types with items containing Group or LogicNode types.

**match\_node\_to\_structure**(*node*, *structure*, *atoms*, *strict=False*)

Return *True* if the *structure* centered at *atom* matches the structure at *node* in the dictionary. The structure

at *node* should have atoms with the appropriate labels because they are set on loading and never change. However, the atoms in *structure* may not have the correct labels, hence the *atoms* parameter. The *atoms* parameter may include extra labels, and so we only require that every labeled atom in the functional group represented by *node* has an equivalent labeled atom in *structure*.

Matching to structure is more strict than to node. All labels in structure must be found in node. However the reverse is not true, unless *strict* is set to True.

At-tribute	Description
<i>node</i>	Either an Entry or a key in the self.entries dictionary which has a Group or LogicNode as its Entry.item
<i>structure</i>	A Group or a Molecule
<i>atoms</i>	Dictionary of {label: atom} in the structure. A possible dictionary is the one produced by structure.get_all_labeled_atoms()
<i>strict</i>	If set to True, ensures that all the node's atomLabels are matched by in the structure

**parse\_old\_library**(*path*, *num\_parameters*, *num\_labels=1*)

Parse an RMG database library located at *path*, returning the loaded entries (rather than storing them in the database). This method does not discard duplicate entries.

**process\_old\_library\_entry**(*data*)

Process a list of parameters *data* as read from an old-style RMG statmech database, returning the corresponding thermodynamics object.

**remove\_group**(*group\_to\_remove*)

Removes a group that is in a tree from the database. In addition to deleting from self.entries, it must also update the parent/child relationships

Returns the removed group

**save**(*path*)

Save the current database to the file at location *path* on disk.

**save\_dictionary**(*path*)

Extract species from all entries associated with a kinetics library or depository and save them to the path given.

**save\_entry**(*f*, *entry*)

Write the given *entry* in the thermo database to the file object *f*.

**save\_old**(*dictstr*, *treestr*, *libstr*)

Save the current database to a set of text files using the old-style syntax.

**save\_old\_dictionary**(*path*)

Save the current database dictionary to a text file using the old-style syntax.

**save\_old\_library**(*path*)

Save the current database library to a text file using the old-style syntax.

**save\_old\_tree**(*path*)

Save the current database tree to a text file using the old-style syntax.

**rmgpy.data.statmech.StatmechLibrary****class** rmgpy.data.statmech.**StatmechLibrary**(*label=""*, *name=""*, *short\_desc=""*, *long\_desc=""*)

A class for working with a RMG statistical mechanics (frequencies) library.

**ancestors**(*node*)

Returns all the ancestors of a node, climbing up the tree to the top.

**are\_siblings**(*node*, *node\_other*)Return *True* if *node* and *node\_other* have the same parent node. Otherwise, return *False*. Both *node* and *node\_other* must be Entry types with items containing Group or LogicNode types.**descend\_tree**(*structure*, *atoms*, *root=None*, *strict=False*)Descend the tree in search of the functional group node that best matches the local structure around *atoms* in *structure*.If *root=None* then uses the first matching top node.Returns *None* if there is no matching root.Set *strict* to *True* if all labels in final matched node must match that of the structure. This is used in kinetics groups to find the correct reaction template, but not generally used in other GAVs due to species generally not being pre-labeled.**descendants**(*node*)

Returns all the descendants of a node, climbing down the tree to the bottom.

**generate\_old\_library\_entry**(*data*)Return a list of values used to save entries to the old-style RMG thermo database based on the thermodynamics object *data*.**generate\_old\_tree**(*entries*, *level*)

Generate a multi-line string representation of the current tree using the old-style syntax.

**get\_entries\_to\_save**()

Return a sorted list of the entries in this database that should be saved to the output file.

Then renumber the entry indexes so that we never have any duplicate indexes.

**get\_species**(*path*, *resonance=True*)

Load the dictionary containing all of the species in a kinetics library or depository.

**load**(*path*, *local\_context=None*, *global\_context=None*)Load an RMG-style database from the file at location *path* on disk. The parameters *local\_context* and *global\_context* are used to provide specialized mapping of identifiers in the input file to corresponding functions to evaluate. This method will automatically add a few identifiers required by all data entries, so you don't need to provide these.**load\_entry**(*index*, *label*, *molecule*, *statmech*, *reference=None*, *referenceType=""*, *shortDesc=""*, *longDesc=""*)

Method for parsing entries in database files. Note that these argument names are retained for backward compatibility.

**load\_old**(*dictstr*, *treestr*, *libstr*, *num\_parameters*, *num\_labels=1*, *pattern=True*)Load a dictionary-tree-library based database. The database is stored in three files: *dictstr* is the path to the dictionary, *treestr* to the tree, and *libstr* to the library. The tree is optional, and should be set to "" if not desired.**load\_old\_dictionary**(*path*, *pattern*)Parse an old-style RMG database dictionary located at *path*. An RMG dictionary is a list of key-value pairs of a one-line string key and a multi-line string value. Each record is separated by at least one empty

line. Returns a `dict` object with the values converted to `Molecule` or `Group` objects depending on the value of *pattern*.

**load\_old\_library**(*path*, *num\_parameters*, *num\_labels=1*)

Parse an RMG database library located at *path*.

**load\_old\_tree**(*path*)

Parse an old-style RMG database tree located at *path*. An RMG tree is an n-ary tree representing the hierarchy of items in the dictionary.

**match\_node\_to\_child**(*parent\_node*, *child\_node*)

Return `True` if *parent\_node* is a parent of *child\_node*. Otherwise, return `False`. Both *parent\_node* and *child\_node* must be `Entry` types with items containing `Group` or `LogicNode` types. If *parent\_node* and *child\_node* are identical, the function will also return `False`.

**match\_node\_to\_node**(*node*, *node\_other*)

Return `True` if *node* and *node\_other* are identical. Otherwise, return `False`. Both *node* and *node\_other* must be `Entry` types with items containing `Group` or `LogicNode` types.

**match\_node\_to\_structure**(*node*, *structure*, *atoms*, *strict=False*)

Return `True` if the *structure* centered at *atom* matches the structure at *node* in the dictionary. The structure at *node* should have atoms with the appropriate labels because they are set on loading and never change. However, the atoms in *structure* may not have the correct labels, hence the *atoms* parameter. The *atoms* parameter may include extra labels, and so we only require that every labeled atom in the functional group represented by *node* has an equivalent labeled atom in *structure*.

Matching to structure is more strict than to node. All labels in structure must be found in node. However the reverse is not true, unless *strict* is set to `True`.

Attribute	Description
<i>node</i>	Either an <code>Entry</code> or a key in the <code>self.entries</code> dictionary which has a <code>Group</code> or <code>LogicNode</code> as its <code>Entry.item</code>
<i>structure</i>	A <code>Group</code> or a <code>Molecule</code>
<i>atoms</i>	Dictionary of {label: atom} in the structure. A possible dictionary is the one produced by <code>structure.get_all_labeled_atoms()</code>
<i>strict</i>	If set to <code>True</code> , ensures that all the node's <code>atomLabels</code> are matched by in the structure

**parse\_old\_library**(*path*, *num\_parameters*, *num\_labels=1*)

Parse an RMG database library located at *path*, returning the loaded entries (rather than storing them in the database). This method does not discard duplicate entries.

**process\_old\_library\_entry**(*data*)

Process a list of parameters *data* as read from an old-style RMG thermo database, returning the corresponding thermodynamics object.

**remove\_group**(*group\_to\_remove*)

Removes a group that is in a tree from the database. In addition to deleting from `self.entries`, it must also update the parent/child relationships

Returns the removed group

**save**(*path*)

Save the current database to the file at location *path* on disk.

**save\_dictionary**(*path*)

Extract species from all entries associated with a kinetics library or depository and save them to the path given.

**save\_entry**(*f*, *entry*)

Write the given *entry* in the thermo database to the file object *f*.

**save\_old**(*dictstr*, *treestr*, *libstr*)

Save the current database to a set of text files using the old-style syntax.

**save\_old\_dictionary**(*path*)

Save the current database dictionary to a text file using the old-style syntax.

**save\_old\_library**(*path*)

Save the current database library to a text file using the old-style syntax.

**save\_old\_tree**(*path*)

Save the current database tree to a text file using the old-style syntax.

**rmgpy.data.kinetics.TemplateReaction**

```
class rmgpy.data.kinetics.TemplateReaction(index=-1, reactants=None, products=None,
specific_collider=None, kinetics=None, reversible=True, transition_state=None, duplicate=False,
degeneracy=1, pairs=None, family=None, template=None, estimator=None, reverse=None, is_forward=None)
```

A Reaction object generated from a reaction family template. In addition to attributes inherited from `Reaction`, this class includes the following attributes:

Attribute	Type	Description
<i>family</i>	str	The kinetics family that the reaction was created from.
<i>estimator</i>	str	Whether the kinetics came from rate rules or group additivity.
<i>reverse</i>	<code>TemplateReaction</code>	The reverse reaction, for families that are their own reverse.
<i>is_forward</i>	bool	Whether the reaction was generated in the forward direction of the family.

**calculate\_coll\_limit**(*temp*, *reverse*)

Calculate the collision limit rate in m<sup>3</sup>/mol-s for the given temperature implemented as recommended in Wang et al. doi 10.1016/j.combustflame.2017.08.005 (Eq. 1)

**calculate\_microcanonical\_rate\_coefficient**(*e\_list*, *j\_list*, *reac\_dens\_states*, *prod\_dens\_states*, *T*)

Calculate the microcanonical rate coefficient  $k(E)$  for the reaction *reaction* at the energies *e\_list* in J/mol. *reac\_dens\_states* and *prod\_dens\_states* are the densities of states of the reactant and product configurations for this reaction. If the reaction is irreversible, only the reactant density of states is required; if the reaction is reversible, then both are required. This function will try to use the best method that it can based on the input data available:

- If detailed information has been provided for the transition state (i.e. the molecular degrees of freedom), then RRKM theory will be used.
- If the above is not possible but high-pressure limit kinetics  $k_{\infty}(T)$  have been provided, then the inverse Laplace transform method will be used.

The density of states for the product *prod\_dens\_states* and the temperature of interest *T* in K can also be provided. For isomerization and association reactions *prod\_dens\_states* is required; for dissociation reactions it is optional. The temperature is used if provided in the detailed balance expression to determine the reverse kinetics, and in certain cases in the inverse Laplace transform method.



**calculate\_tst\_rate\_coefficient**(*T*)

Evaluate the forward rate coefficient for the reaction with corresponding transition state *TS* at temperature *T* in K using (canonical) transition state theory. The TST equation is

$$k(T) = \kappa(T) \frac{k_B T}{h} \frac{Q^\ddagger(T)}{Q^A(T)Q^B(T)} \exp\left(-\frac{E_0}{k_B T}\right)$$

where  $Q^\ddagger$  is the partition function of the transition state,  $Q^A$  and  $Q^B$  are the partition function of the reactants,  $E_0$  is the ground-state energy difference from the transition state to the reactants,  $T$  is the absolute temperature,  $k_B$  is the Boltzmann constant, and  $h$  is the Planck constant.  $\kappa(T)$  is an optional tunneling correction.

**can\_tst**()

Return `True` if the necessary parameters are available for using transition state theory – or the microcanonical equivalent, RRKM theory – to compute the rate coefficient for this reaction, or `False` otherwise.

**check\_collision\_limit\_violation**(*t\_min*, *t\_max*, *p\_min*, *p\_max*)

Warn if a core reaction violates the collision limit rate in either the forward or reverse direction at the relevant extreme T/P conditions. Assuming a monotonic behaviour of the kinetics. Returns a list with the reaction object and the direction in which the violation was detected.

**copy**()

creates a new instance of `TemplateReaction`

**degeneracy**

The reaction path degeneracy for this reaction.

If the reaction has kinetics, changing the degeneracy will adjust the reaction rate by a ratio of the new degeneracy to the old degeneracy.

**draw**(*path*)

Generate a pictorial representation of the chemical reaction using the `draw` module. Use *path* to specify the file to save the generated image to; the image type is automatically determined by extension. Valid extensions are `.png`, `.svg`, `.pdf`, and `.ps`; of these, the first is a raster format and the remainder are vector formats.

**ensure\_species**(*reactant\_resonance*, *product\_resonance*)

Ensure the reaction contains species objects in its reactant and product attributes. If the reaction is found to hold molecule objects, it modifies the reactant, product and pairs to hold `Species` objects.

Generates resonance structures for `Molecules` if the corresponding options, `reactant_resonance` and/or `product_resonance`, are `True`. Does not generate resonance for reactants or products that start as `Species` objects.

**fix\_barrier\_height**(*force\_positive*)

Turns the kinetics into Arrhenius (if they were ArrheniusEP) and ensures the activation energy is at least the endothermicity for endothermic reactions, and is not negative only as a result of using Evans Polanyi with an exothermic reaction. If *force\_positive* is `True`, then all reactions are forced to have a non-negative barrier.

**fix\_diffusion\_limited\_a\_factor**(*T*)

Decrease the pre-exponential factor (*A*) by the diffusion factor to account for the diffusion limit at the specified temperature.

**generate\_3d\_ts**(*reactants*, *products*)

Generate the 3D structure of the transition state. Called from `model.generate_kinetics()`.

`self.reactants` is a list of reactants `self.products` is a list of products

**generate\_high\_p\_limit\_kinetics()**

Used for incorporating library reactions with pressure-dependent kinetics in PDep networks. Only implemented for LibraryReaction

**generate\_pairs()**

Generate the reactant-product pairs to use for this reaction when performing flux analysis. The exact procedure for doing so depends on the reaction type:

Reaction type	Template	Resulting pairs
Isomerization	A -> C	(A,C)
Dissociation	A -> C + D	(A,C), (A,D)
Association	A + B -> C	(A,C), (B,C)
Bimolecular	A + B -> C + D	(A,C), (B,D) or (A,D), (B,C)

There are a number of ways of determining the correct pairing for bimolecular reactions. Here we try a simple similarity analysis by comparing the number of heavy atoms. This should work most of the time, but a more rigorous algorithm may be needed for some cases.

**generate\_reverse\_rate\_coefficient(network\_kinetics, Tmin, Tmax, surface\_site\_density)**

Generate and return a rate coefficient model for the reverse reaction. Currently this only works if the *kinetics* attribute is one of several (but not necessarily all) kinetics types.

If the reaction kinetics model is Sticking Coefficient, please provide a nonzero surface site density in mol/m<sup>2</sup> which is required to evaluate the rate coefficient.

**get\_enthalpies\_of\_reaction(Tlist)**

Return the enthalpies of reaction in J/mol evaluated at temperatures *Tlist* in K.

**get\_enthalpy\_of\_reaction(T)**

Return the enthalpy of reaction in J/mol evaluated at temperature *T* in K.

**get\_entropies\_of\_reaction(Tlist)**

Return the entropies of reaction in J/mol\*K evaluated at temperatures *Tlist* in K.

**get\_entropy\_of\_reaction(T)**

Return the entropy of reaction in J/mol\*K evaluated at temperature *T* in K.

**get\_equilibrium\_constant(T, type, surface\_site\_density)**

Return the equilibrium constant for the reaction at the specified temperature *T* in K and reference *surface\_site\_density* in mol/m<sup>2</sup> (2.5e-05 default) The *type* parameter lets you specify the quantities used in the equilibrium constant: Ka for activities, Kc for concentrations (default), or Kp for pressures. This function assumes a reference pressure of 1e5 Pa for gas phases species and uses the ideal gas law to determine reference concentrations. For surface species, the *surface\_site\_density* is the assumed reference.

**get\_equilibrium\_constants(Tlist, type)**

Return the equilibrium constants for the reaction at the specified temperatures *Tlist* in K. The *type* parameter lets you specify the quantities used in the equilibrium constant: Ka for activities, Kc for concentrations (default), or Kp for pressures. Note that this function currently assumes an ideal gas mixture.

**get\_free\_energies\_of\_reaction(Tlist)**

Return the Gibbs free energies of reaction in J/mol evaluated at temperatures *Tlist* in K.

**get\_free\_energy\_of\_reaction(T)**

Return the Gibbs free energy of reaction in J/mol evaluated at temperature *T* in K.

**get\_mean\_sigma\_and\_epsilon(reverse)**

Calculates the collision diameter (sigma) using an arithmetic mean Calculates the well depth (epsilon) using a geometric mean If *reverse* is False the above is calculated for the reactants, otherwise for the products

**get\_rate\_coefficient**(*T*, *P*, *surface\_site\_density*)

Return the overall rate coefficient for the forward reaction at temperature *T* in K and pressure *P* in Pa, including any reaction path degeneracies.

If `diffusion_limiter` is enabled, the reaction is in the liquid phase and we use a diffusion limitation to correct the rate. If not, then use the intrinsic rate coefficient.

If the reaction has sticking coefficient kinetics, a nonzero surface site density in  $\text{mol}/\text{m}^2$  must be provided

**get\_reduced\_mass**(*reverse*)

Returns the reduced mass of the reactants if `reverse` is `False` Returns the reduced mass of the products if `reverse` is `True`

**get\_source**()

Return the database that was the source of this reaction. For a `TemplateReaction` this should be a `KineticsGroups` object.

**get\_stoichiometric\_coefficient**(*spec*)

Return the stoichiometric coefficient of species *spec* in the reaction. The stoichiometric coefficient is increased by one for each time *spec* appears as a product and decreased by one for each time *spec* appears as a reactant.

**get\_surface\_rate\_coefficient**(*T*, *surface\_site\_density*)

Return the overall surface rate coefficient for the forward reaction at temperature *T* in K with surface site density *surface\_site\_density* in  $\text{mol}/\text{m}^2$ . Value is returned in combination of [m,mol,s]

**get\_url**()

Get a URL to search for this reaction in the rmg website.

**has\_template**(*reactants*, *products*)

Return `True` if the reaction matches the template of *reactants* and *products*, which are both lists of `Species` objects, or `False` if not.

**is\_association**()

Return `True` if the reaction represents an association reaction  $A + B \rightleftharpoons C$  or `False` if not.

**is\_balanced**()

Return `True` if the reaction has the same number of each atom on each side of the reaction equation, or `False` if not.

**is\_dissociation**()

Return `True` if the reaction represents a dissociation reaction  $A \rightleftharpoons B + C$  or `False` if not.

**is\_isomerization**()

Return `True` if the reaction represents an isomerization reaction  $A \rightleftharpoons B$  or `False` if not.

**is\_isomorphic**(*other*, *either\_direction*, *check\_identical*, *check\_only\_label*, *check\_template\_rxn\_products*, *generate\_initial\_map*, *strict*, *save\_order*)

Return `True` if this reaction is the same as the *other* reaction, or `False` if they are different. The comparison involves comparing isomorphism of reactants and products, and doesn't use any kinetic information.

**Parameters**

- **either\_direction** (*bool*, *optional*) – if `False`, then the reaction direction must match.
- **check\_identical** (*bool*, *optional*) – if `True`, check that atom ID's match (used for checking degeneracy)
- **check\_only\_label** (*bool*, *optional*) – if `True`, only check the string representation, ignoring molecular structure comparisons

- **check\_template\_rxn\_products** (*bool, optional*) – if True, only check isomorphism of reaction products (used when we know the reactants are identical, i.e. in generating reactions)
- **generate\_initial\_map** (*bool, optional*) – if True, initialize map by pairing atoms with same labels
- **strict** (*bool, optional*) – if False, perform isomorphism ignoring electrons
- **save\_order** (*bool, optional*) – if True, perform isomorphism saving atom order

#### **is\_surface\_reaction()**

Return True if one or more reactants or products are surface species (or surface sites)

#### **is\_unimolecular()**

Return True if the reaction has a single molecule as either reactant or product (or both)  $A \rightleftharpoons B + C$  or  $A + B \rightleftharpoons C$  or  $A \rightleftharpoons B$ , or False if not.

#### **matches\_species**(*reactants, products*)

Compares the provided reactants and products against the reactants and products of this reaction. Both directions are checked.

##### **Parameters**

- **reactants** (*list*) – Species required on one side of the reaction
- **products** (*list, optional*) – Species required on the other side

#### **reverse\_arrhenius\_rate**(*k\_forward, reverse\_units, Tmin, Tmax*)

Reverses the given *k\_forward*, which must be an Arrhenius type. You must supply the correct units for the reverse rate. The equilibrium constant is evaluated from the current reaction instance (self).

#### **reverse\_sticking\_coeff\_rate**(*k\_forward, reverse\_units, surface\_site\_density, Tmin, Tmax*)

Reverses the given *k\_forward*, which must be a StickingCoefficient type. You must supply the correct units for the reverse rate. The equilibrium constant is evaluated from the current reaction instance (self). The *surface\_site\_density* in *mol/m<sup>2</sup>* is used to evaluate the forward rate constant.

#### **reverse\_surface\_arrhenius\_rate**(*k\_forward, reverse\_units, Tmin, Tmax*)

Reverses the given *k\_forward*, which must be a SurfaceArrhenius type. You must supply the correct units for the reverse rate. The equilibrium constant is evaluated from the current reaction instance (self).

#### **to\_cantera**(*species\_list, use\_chemkin\_identifier*)

Converts the RMG Reaction object to a Cantera Reaction object with the appropriate reaction class.

If *use\_chemkin\_identifier* is set to False, the species label is used instead. Be sure that species' labels are unique when setting it False.

#### **to\_chemkin**(*species\_list, kinetics*)

Return the chemkin-formatted string for this reaction.

If *kinetics* is set to True, the chemkin format kinetics will also be returned (requires the *species\_list* to figure out third body colliders.) Otherwise, only the reaction string will be returned.

#### **to\_labeled\_str**(*use\_index*)

the same as `__str__` except that the labels are assumed to exist and used for reactant and products rather than the labels plus the index in parentheses

**rmgpy.data.thermo.ThermoDatabase****class** rmgpy.data.thermo.ThermoDatabase

A class for working with the RMG thermodynamics database.

**compute\_group\_additivity\_thermo**(*molecule*)

Return the set of thermodynamic parameters corresponding to a given `Molecule` object *molecule* using the group additivity values method. If no group additivity values are loaded, a `DatabaseError` is raised.

The entropy is not corrected for the symmetry of the molecule, this should be done later by the calling function.

**correct\_binding\_energy**(*thermo*, *species*, *metal\_to\_scale\_from*=None, *metal\_to\_scale\_to*=None)

Changes the provided thermo, by applying a linear scaling relation to correct the adsorption energy.

**Parameters**

- **thermo** – starting thermo data
- **species** – the species (which is an adsorbate)
- **metal\_to\_scale\_from** – the metal you want to scale from (string eg. ‘Pt111’ or None)
- **metal\_to\_scale\_to** – the metal you want to scale to (string e.g ‘Pt111’ or None)

**Returns** corrected thermo

**estimate\_radical\_thermo\_via\_hbi**(*molecule*, *stable\_thermo\_estimator*)

Estimate the thermodynamics of a radical by saturating it, applying the provided *stable\_thermo\_estimator* method on the saturated species, then applying hydrogen bond increment corrections for the radical site(s) and correcting for the symmetry.

No entropy is included in the returning term. This should be done later by the calling function.

**estimate\_thermo\_via\_group\_additivity**(*molecule*)

Return the set of thermodynamic parameters corresponding to a given `Molecule` object *molecule* using the group additivity values method. If no group additivity values are loaded, a `DatabaseError` is raised.

The entropy is not corrected for the symmetry of the molecule, this should be done later by the calling function.

**extract\_source\_from\_comments**(*species*)

*species*: A species object containing thermo data and thermo data comments

Parses the verbose string of comments from the thermo data of the species object, and extracts the thermo sources.

Returns a dictionary with keys of either ‘Library’, ‘QM’, and/or ‘GAV’. Commonly, species thermo are estimated using only one of these sources. However, a radical can be estimated with more than one type of source, for instance a saturated library value and a GAV HBI correction, or a QM saturated value and a GAV HBI correction.

**source** = {‘Library’: String\_Name\_of\_Library\_Used, ‘QM’: String\_of\_Method\_Used, ‘GAV’: Dictionary\_of\_Groups\_Used }

The Dictionary\_of\_Groups\_Used looks like { ‘groupType’: [List of tuples containing (Entry, Weight)] }

**get\_all\_thermo\_data**(*species*)

Return all possible sets of thermodynamic parameters for a given `Species` object *species*. The hits from the depository come first, then the libraries (in order), and then the group additivity estimate. This method is useful for a generic search job.

Returns: a list of tuples (ThermoData, source, entry) (Source is a library or depository, or None)

**get\_ring\_groups\_from\_comments** (*thermo\_data*)

Takes a string of comments from group additivity estimation, and extracts the ring and polycyclic ring groups from them, returning them as lists.

**get\_thermo\_data** (*species*, *metal\_to\_scale\_to=None*, *training\_set=None*)

Return the thermodynamic parameters for a given `Species` object *species*. This function first searches the loaded libraries in order, returning the first match found, before falling back to estimation via machine learning and then group additivity.

The method corrects for symmetry when the molecule uses machine learning or group additivity. Libraries and direct QM calculations are already corrected.

If either metal to scale to or from is not specified, assume the binding energies given in the input file

Returns: `ThermoData`

**get\_thermo\_data\_for\_surface\_species** (*species*)

Get the thermo data for an adsorbed species, by desorbing it, finding the thermo of the gas-phase species, then adding an adsorption correction that is found from the groups/adsorption tree. Does not apply linear scaling relationship.

Returns a `ThermoData` object, with no `Cp0` or `CpInf`

**get\_thermo\_data\_from\_depository** (*species*)

Return all possible sets of thermodynamic parameters for a given `Species` object *species* from the depository. If no depository is loaded, a `DatabaseError` is raised.

Returns: a list of tuples (`thermo_data`, `depository`, `entry`) without any `Cp0` or `CpInf` data.

**get\_thermo\_data\_from\_groups** (*species*)

Return the set of thermodynamic parameters corresponding to a given `Species` object *species* by estimation using the group additivity values. If no group additivity values are loaded, a `DatabaseError` is raised.

The resonance isomer (molecule) with the lowest H298 is used, and as a side-effect the resonance isomers (items in *species.molecule* list) are sorted in ascending order.

This does not account for symmetry. The method calling this should correct for it.

Returns: `ThermoData`

**get\_thermo\_data\_from\_libraries** (*species*, *training\_set=None*)

Return the thermodynamic parameters for a given `Species` object *species*. This function first searches the loaded libraries in order, returning the first match found, before failing and returning `None`. *training\_set* is used to identify if function is called during training set or not. During training set calculation we want to use gas phase thermo to not affect reverse rate calculation.

Returns: `ThermoData` or `None`

**get\_thermo\_data\_from\_library** (*species*, *library*)

Return the set of thermodynamic parameters corresponding to a given `Species` object *species* from the specified thermodynamics *library*. If *library* is a string, the list of libraries is searched for a library with that name. If no match is found in that library, `None` is returned. If no corresponding library is found, a `DatabaseError` is raised.

Returns a tuple: (`ThermoData`, `library`, `entry`) or `None`.

**get\_thermo\_data\_from\_ml** (*species*, *ml\_estimator*, *ml\_settings*)

Return the set of thermodynamic parameters corresponding to a given `Species` object *species* by estimation using the ML estimator. Also compare the estimated uncertainties to the user-defined cutoffs. If any of the uncertainties are larger than their corresponding cutoffs, return `None`. Also check all other options in *ml\_settings*.

For HBI, the resonance isomer with the lowest H298 is used and the resonance isomers in species are sorted in ascending order.

The entropy is not corrected for the symmetry of the molecule. This should be done later by the calling function.

**load**(*path*, *libraries=None*, *depository=True*, *surface=False*)

Load the thermo database from the given *path* on disk, where *path* points to the top-level folder of the thermo database.

**load\_depository**(*path*)

Load the thermo database from the given *path* on disk, where *path* points to the top-level folder of the thermo database.

**load\_groups**(*path*)

Load the thermo database from the given *path* on disk, where *path* points to the top-level folder of the thermo database.

**load\_libraries**(*path*, *libraries=None*)

Load the thermo database from the given *path* on disk, where *path* points to the top-level folder of the thermo database.

If no libraries are given, all are loaded.

**load\_old**(*path*)

Load the old RMG thermo database from the given *path* on disk, where *path* points to the top-level folder of the old RMG database.

**load\_surface**()

Load the metal database from the given *path* on disk, where *path* points to the top-level folder of the thermo database.

**prioritize\_thermo**(*species*, *thermo\_data\_list*)

Use some metrics to reorder a list of thermo data from best to worst. Return a list of indices with the desired order associated with the index of thermo from the data list.

**prune\_heteroatoms**(*allowed=None*)

Remove all species from thermo libraries that contain atoms other than those allowed.

This is useful before saving the database for use in RMG-Java

**record\_polycyclic\_generic\_nodes**()

Identify generic nodes in tree for polycyclic groups. Saves them as a list in the *generic\_nodes* attribute in the polycyclic *ThermoGroups* object, which must be pre-loaded.

Necessary for polycyclic heuristic.

**record\_ring\_generic\_nodes**()

Identify generic nodes in tree for ring groups. Saves them as a list in the *generic\_nodes* attribute in the ring *ThermoGroups* object, which must be pre-loaded.

Necessary for polycyclic heuristic.

**save**(*path*)

Save the thermo database to the given *path* on disk, where *path* points to the top-level folder of the thermo database.

**save\_depository**(*path*)

Save the thermo depository to the given *path* on disk, where *path* points to the top-level folder of the thermo depository.

**save\_groups**(*path*)

Save the thermo groups to the given *path* on disk, where *path* points to the top-level folder of the thermo groups.

**save\_libraries**(*path*)

Save the thermo libraries to the given *path* on disk, where *path* points to the top-level folder of the thermo libraries.

**save\_old**(*path*)

Save the old RMG thermo database to the given *path* on disk, where *path* points to the top-level folder of the old RMG database.

**save\_surface**(*path*)

Save the metal library to the given *path* on disk, where *path* points to the top-level folder of the metal library.

**set\_binding\_energies**(*binding\_energies*='Pt111')

Sets and stores the atomic binding energies specified in the input file.

All adsorbates will be scaled to use these elemental binding energies.

**Parameters** **binding\_energies** (*dict*, *optional*) – the desired binding energies with elements as keys and binding energy/unit tuples (or Energy quantities) as values

**Returns** None, stores result in self.binding\_energies

**rmgpy.data.thermo.ThermoDepository**

```
class rmgpy.data.thermo.ThermoDepository(label="", name="", short_desc="", long_desc="",
                                         metal=None, site=None, facet=None)
```

A class for working with the RMG thermodynamics depository.

**ancestors**(*node*)

Returns all the ancestors of a node, climbing up the tree to the top.

**are\_siblings**(*node*, *node\_other*)

Return *True* if *node* and *node\_other* have the same parent node. Otherwise, return *False*. Both *node* and *node\_other* must be Entry types with items containing Group or LogicNode types.

**descend\_tree**(*structure*, *atoms*, *root*=None, *strict*=False)

Descend the tree in search of the functional group node that best matches the local structure around *atoms* in *structure*.

If *root*=None then uses the first matching top node.

Returns None if there is no matching root.

Set *strict* to *True* if all labels in final matched node must match that of the structure. This is used in kinetics groups to find the correct reaction template, but not generally used in other GAVs due to species generally not being prelabeled.

**descendants**(*node*)

Returns all the descendants of a node, climbing down the tree to the bottom.

**generate\_old\_tree**(*entries*, *level*)

Generate a multi-line string representation of the current tree using the old-style syntax.

**get\_entries\_to\_save**()

Return a sorted list of the entries in this database that should be saved to the output file.

Then renumber the entry indexes so that we never have any duplicate indexes.



**get\_species**(*path*, *resonance=True*)

Load the dictionary containing all of the species in a kinetics library or depository.

**load**(*path*, *local\_context=None*, *global\_context=None*)

Load an RMG-style database from the file at location *path* on disk. The parameters *local\_context* and *global\_context* are used to provide specialized mapping of identifiers in the input file to corresponding functions to evaluate. This method will automatically add a few identifiers required by all data entries, so you don't need to provide these.

**load\_entry**(*index*, *label*, *molecule*, *thermo*, *reference=None*, *referenceType=""*, *shortDesc=""*, *longDesc=""*, *rank=None*, *metal=None*, *site=None*, *facet=None*)

Method for parsing entries in database files. Note that these argument names are retained for backward compatibility.

**load\_old**(*dictstr*, *treestr*, *libstr*, *num\_parameters*, *num\_labels=1*, *pattern=True*)

Load a dictionary-tree-library based database. The database is stored in three files: *dictstr* is the path to the dictionary, *treestr* to the tree, and *libstr* to the library. The tree is optional, and should be set to '' if not desired.

**load\_old\_dictionary**(*path*, *pattern*)

Parse an old-style RMG database dictionary located at *path*. An RMG dictionary is a list of key-value pairs of a one-line string key and a multi-line string value. Each record is separated by at least one empty line. Returns a `dict` object with the values converted to `Molecule` or `Group` objects depending on the value of *pattern*.

**load\_old\_library**(*path*, *num\_parameters*, *num\_labels=1*)

Parse an RMG database library located at *path*.

**load\_old\_tree**(*path*)

Parse an old-style RMG database tree located at *path*. An RMG tree is an n-ary tree representing the hierarchy of items in the dictionary.

**match\_node\_to\_child**(*parent\_node*, *child\_node*)

Return `True` if *parent\_node* is a parent of *child\_node*. Otherwise, return `False`. Both *parent\_node* and *child\_node* must be `Entry` types with items containing `Group` or `LogicNode` types. If *parent\_node* and *child\_node* are identical, the function will also return `False`.

**match\_node\_to\_node**(*node*, *node\_other*)

Return `True` if *node* and *node\_other* are identical. Otherwise, return `False`. Both *node* and *node\_other* must be `Entry` types with items containing `Group` or `LogicNode` types.

**match\_node\_to\_structure**(*node*, *structure*, *atoms*, *strict=False*)

Return `True` if the *structure* centered at *atom* matches the structure at *node* in the dictionary. The structure at *node* should have atoms with the appropriate labels because they are set on loading and never change. However, the atoms in *structure* may not have the correct labels, hence the *atoms* parameter. The *atoms* parameter may include extra labels, and so we only require that every labeled atom in the functional group represented by *node* has an equivalent labeled atom in *structure*.

Matching to structure is more strict than to node. All labels in structure must be found in node. However the reverse is not true, unless *strict* is set to `True`.

At-tribute	Description
<i>node</i>	Either an Entry or a key in the self.entries dictionary which has a Group or LogicNode as its Entry.item
<i>structure</i>	A Group or a Molecule
<i>atoms</i>	Dictionary of {label: atom} in the structure. A possible dictionary is the one produced by structure.get_all_labeled_atoms()
<i>strict</i>	If set to True, ensures that all the node's atomLabels are matched by in the structure

**parse\_old\_library**(*path*, *num\_parameters*, *num\_labels=1*)

Parse an RMG database library located at *path*, returning the loaded entries (rather than storing them in the database). This method does not discard duplicate entries.

**remove\_group**(*group\_to\_remove*)

Removes a group that is in a tree from the database. In addition to deleting from self.entries, it must also update the parent/child relationships

Returns the removed group

**save**(*path*)

Save the current database to the file at location *path* on disk.

**save\_dictionary**(*path*)

Extract species from all entries associated with a kinetics library or depository and save them to the path given.

**save\_entry**(*f*, *entry*)

Write the given *entry* in the thermo database to the file object *f*.

**save\_old**(*dictstr*, *treestr*, *libstr*)

Save the current database to a set of text files using the old-style syntax.

**save\_old\_dictionary**(*path*)

Save the current database dictionary to a text file using the old-style syntax.

**save\_old\_library**(*path*)

Save the current database library to a text file using the old-style syntax.

**save\_old\_tree**(*path*)

Save the current database tree to a text file using the old-style syntax.

**rmgpy.data.thermo.ThermoGroups**

**class** rmgpy.data.thermo.ThermoGroups(*label=""*, *name=""*, *short\_desc=""*, *long\_desc=""*, *metal=None*, *site=None*, *facet=None*)

A class for working with an RMG thermodynamics group additivity database.

**ancestors**(*node*)

Returns all the ancestors of a node, climbing up the tree to the top.

**are\_siblings**(*node*, *node\_other*)

Return *True* if *node* and *node\_other* have the same parent node. Otherwise, return *False*. Both *node* and *node\_other* must be Entry types with items containing Group or LogicNode types.

**copy\_data**(*source*, *destination*)

This method copies the ThermoData object and all meta data from source to destination :param source: The entry for which data is being copied :param destination: The entry for which data is being overwritten

**descend\_tree**(*structure*, *atoms*, *root=None*, *strict=False*)

Descend the tree in search of the functional group node that best matches the local structure around *atoms* in *structure*.

If *root=None* then uses the first matching top node.

Returns None if there is no matching root.

Set *strict* to True if all labels in final matched node must match that of the structure. This is used in kinetics groups to find the correct reaction template, but not generally used in other GAVs due to species generally not being pre-labeled.

**descendants**(*node*)

Returns all the descendants of a node, climbing down the tree to the bottom.

**generate\_old\_library\_entry**(*data*)

Return a list of values used to save entries to the old-style RMG thermo database based on the thermodynamics object *data*.

**generate\_old\_tree**(*entries*, *level*)

Generate a multi-line string representation of the current tree using the old-style syntax.

**get\_entries\_to\_save**()

Return a sorted list of the entries in this database that should be saved to the output file.

Then renumber the entry indexes so that we never have any duplicate indexes.

**get\_species**(*path*, *resonance=True*)

Load the dictionary containing all of the species in a kinetics library or depository.

**load**(*path*, *local\_context=None*, *global\_context=None*)

Load an RMG-style database from the file at location *path* on disk. The parameters *local\_context* and *global\_context* are used to provide specialized mapping of identifiers in the input file to corresponding functions to evaluate. This method will automatically add a few identifiers required by all data entries, so you don't need to provide these.

**load\_entry**(*index*, *label*, *group*, *thermo*, *reference=None*, *referenceType=""*, *shortDesc=""*, *longDesc=""*, *rank=None*, *metal=None*, *facet=None*, *site=None*)

Method for parsing entries in database files. Note that these argument names are retained for backward compatibility.

**load\_old**(*dictstr*, *treestr*, *libstr*, *num\_parameters*, *num\_labels=1*, *pattern=True*)

Load a dictionary-tree-library based database. The database is stored in three files: *dictstr* is the path to the dictionary, *treestr* to the tree, and *libstr* to the library. The tree is optional, and should be set to "" if not desired.

**load\_old\_dictionary**(*path*, *pattern*)

Parse an old-style RMG database dictionary located at *path*. An RMG dictionary is a list of key-value pairs of a one-line string key and a multi-line string value. Each record is separated by at least one empty line. Returns a dict object with the values converted to Molecule or Group objects depending on the value of *pattern*.

**load\_old\_library**(*path*, *num\_parameters*, *num\_labels=1*)

Parse an RMG database library located at *path*.

**load\_old\_tree**(*path*)

Parse an old-style RMG database tree located at *path*. An RMG tree is an n-ary tree representing the hierarchy of items in the dictionary.

**match\_node\_to\_child**(*parent\_node*, *child\_node*)

Return True if *parent\_node* is a parent of *child\_node*. Otherwise, return False. Both *parent\_node* and

*child\_node* must be Entry types with items containing Group or LogicNode types. If *parent\_node* and *child\_node* are identical, the function will also return *False*.

**match\_node\_to\_node**(*node*, *node\_other*)

Return *True* if *node* and *node\_other* are identical. Otherwise, return *False*. Both *node* and *node\_other* must be Entry types with items containing Group or LogicNode types.

**match\_node\_to\_structure**(*node*, *structure*, *atoms*, *strict=False*)

Return *True* if the *structure* centered at *atom* matches the structure at *node* in the dictionary. The structure at *node* should have atoms with the appropriate labels because they are set on loading and never change. However, the atoms in *structure* may not have the correct labels, hence the *atoms* parameter. The *atoms* parameter may include extra labels, and so we only require that every labeled atom in the functional group represented by *node* has an equivalent labeled atom in *structure*.

Matching to structure is more strict than to node. All labels in structure must be found in node. However the reverse is not true, unless *strict* is set to *True*.

At-tribute	Description
<i>node</i>	Either an Entry or a key in the self.entries dictionary which has a Group or LogicNode as its Entry.item
<i>structure</i>	A Group or a Molecule
<i>atoms</i>	Dictionary of {label: atom} in the structure. A possible dictionary is the one produced by structure.get_all_labeled_atoms()
<i>strict</i>	If set to <i>True</i> , ensures that all the node's atomLabels are matched by in the structure

**parse\_old\_library**(*path*, *num\_parameters*, *num\_labels=1*)

Parse an RMG database library located at *path*, returning the loaded entries (rather than storing them in the database). This method does not discard duplicate entries.

**process\_old\_library\_entry**(*data*)

Process a list of parameters *data* as read from an old-style RMG thermo database, returning the corresponding thermodynamics object.

**remove\_group**(*group\_to\_remove*)

Removes a group that is in a tree from the database. For thermo groups we also, need to re-point any unicode thermo\_data that may have pointed to the entry.

Returns the removed group

**save**(*path*)

Save the current database to the file at location *path* on disk.

**save\_dictionary**(*path*)

Extract species from all entries associated with a kinetics library or depository and save them to the path given.

**save\_entry**(*f*, *entry*)

Write the given *entry* in the thermo database to the file object *f*.

**save\_old**(*dictstr*, *treestr*, *libstr*)

Save the current database to a set of text files using the old-style syntax.

**save\_old\_dictionary**(*path*)

Save the current database dictionary to a text file using the old-style syntax.

**save\_old\_library**(*path*)

Save the current database library to a text file using the old-style syntax.

**save\_old\_tree**(*path*)

Save the current database tree to a text file using the old-style syntax.

**rmgpy.data.thermo.ThermoLibrary**

**class** rmgpy.data.thermo.ThermoLibrary(*label=""*, *name=""*, *solvent=None*, *short\_desc=""*,  
*long\_desc=""*, *metal=None*, *site=None*, *facet=None*)

A class for working with a RMG thermodynamics library.

**ancestors**(*node*)

Returns all the ancestors of a node, climbing up the tree to the top.

**are\_siblings**(*node*, *node\_other*)

Return *True* if *node* and *node\_other* have the same parent node. Otherwise, return *False*. Both *node* and *node\_other* must be Entry types with items containing Group or LogicNode types.

**descend\_tree**(*structure*, *atoms*, *root=None*, *strict=False*)

Descend the tree in search of the functional group node that best matches the local structure around *atoms* in *structure*.

If *root=None* then uses the first matching top node.

Returns *None* if there is no matching root.

Set *strict* to *True* if all labels in final matched node must match that of the structure. This is used in kinetics groups to find the correct reaction template, but not generally used in other GAVs due to species generally not being prelabeled.

**descendants**(*node*)

Returns all the descendants of a node, climbing down the tree to the bottom.

**generate\_old\_library\_entry**(*data*)

Return a list of values used to save entries to the old-style RMG thermo database based on the thermodynamics object *data*.

**generate\_old\_tree**(*entries*, *level*)

Generate a multi-line string representation of the current tree using the old-style syntax.

**get\_entries\_to\_save**()

Return a sorted list of the entries in this database that should be saved to the output file.

Then renumber the entry indexes so that we never have any duplicate indexes.

**get\_species**(*path*, *resonance=True*)

Load the dictionary containing all of the species in a kinetics library or depository.

**load**(*path*, *local\_context=None*, *global\_context=None*)

Load an RMG-style database from the file at location *path* on disk. The parameters *local\_context* and *global\_context* are used to provide specialized mapping of identifiers in the input file to corresponding functions to evaluate. This method will automatically add a few identifiers required by all data entries, so you don't need to provide these.

**load\_entry**(*index*, *label*, *molecule*, *thermo*, *reference=None*, *referenceType=""*, *shortDesc=""*,  
*longDesc=""*, *rank=None*, *metal=None*, *facet=None*, *site=None*)

Method for parsing entries in database files. Note that these argument names are retained for backward compatibility.

**load\_old**(*dictstr*, *treestr*, *libstr*, *num\_parameters*, *num\_labels=1*, *pattern=True*)

Load a dictionary-tree-library based database. The database is stored in three files: *dictstr* is the path to the dictionary, *treestr* to the tree, and *libstr* to the library. The tree is optional, and should be set to '' if not desired.

**load\_old\_dictionary**(*path*, *pattern*)

Parse an old-style RMG database dictionary located at *path*. An RMG dictionary is a list of key-value pairs of a one-line string key and a multi-line string value. Each record is separated by at least one empty line. Returns a dict object with the values converted to Molecule or Group objects depending on the value of *pattern*.

**load\_old\_library**(*path*, *num\_parameters*, *num\_labels=1*)

Parse an RMG database library located at *path*.

**load\_old\_tree**(*path*)

Parse an old-style RMG database tree located at *path*. An RMG tree is an n-ary tree representing the hierarchy of items in the dictionary.

**match\_node\_to\_child**(*parent\_node*, *child\_node*)

Return *True* if *parent\_node* is a parent of *child\_node*. Otherwise, return *False*. Both *parent\_node* and *child\_node* must be Entry types with items containing Group or LogicNode types. If *parent\_node* and *child\_node* are identical, the function will also return *False*.

**match\_node\_to\_node**(*node*, *node\_other*)

Return *True* if *node* and *node\_other* are identical. Otherwise, return *False*. Both *node* and *node\_other* must be Entry types with items containing Group or LogicNode types.

**match\_node\_to\_structure**(*node*, *structure*, *atoms*, *strict=False*)

Return *True* if the *structure* centered at *atom* matches the structure at *node* in the dictionary. The structure at *node* should have atoms with the appropriate labels because they are set on loading and never change. However, the atoms in *structure* may not have the correct labels, hence the *atoms* parameter. The *atoms* parameter may include extra labels, and so we only require that every labeled atom in the functional group represented by *node* has an equivalent labeled atom in *structure*.

Matching to structure is more strict than to node. All labels in structure must be found in node. However the reverse is not true, unless *strict* is set to *True*.

At-tribute	Description
<i>node</i>	Either an Entry or a key in the self.entries dictionary which has a Group or LogicNode as its Entry.item
<i>structure</i>	A Group or a Molecule
<i>atoms</i>	Dictionary of {label: atom} in the structure. A possible dictionary is the one produced by structure.get_all_labeled_atoms()
<i>strict</i>	If set to <i>True</i> , ensures that all the node's atomLabels are matched by in the structure

**parse\_old\_library**(*path*, *num\_parameters*, *num\_labels=1*)

Parse an RMG database library located at *path*, returning the loaded entries (rather than storing them in the database). This method does not discard duplicate entries.

**process\_old\_library\_entry**(*data*)

Process a list of parameters *data* as read from an old-style RMG thermo database, returning the corresponding thermodynamics object.

**remove\_group**(*group\_to\_remove*)

Removes a group that is in a tree from the database. In addition to deleting from self.entries, it must also update the parent/child relationships

Returns the removed group

**save**(*path*)

Save the current database to the file at location *path* on disk.

**save\_dictionary**(*path*)

Extract species from all entries associated with a kinetics library or depository and save them to the path given.

**save\_entry**(*f*, *entry*)

Write the given *entry* in the thermo database to the file object *f*.

**save\_old**(*dictstr*, *treestr*, *libstr*)

Save the current database to a set of text files using the old-style syntax.

**save\_old\_dictionary**(*path*)

Save the current database dictionary to a text file using the old-style syntax.

**save\_old\_library**(*path*)

Save the current database library to a text file using the old-style syntax.

**save\_old\_tree**(*path*)

Save the current database tree to a text file using the old-style syntax.

## 1.5 Kinetics (`rmgpy.kinetics`)

The `rmgpy.kinetics` subpackage contains classes that represent various kinetics models of chemical reaction rates and models of quantum mechanical tunneling through an activation barrier.

### 1.5.1 Pressure-independent kinetics models

Class	Description
<code>KineticsData</code>	A kinetics model based on a set of discrete rate coefficient points in temperature
<code>Arrhenius</code>	A kinetics model based on the (modified) Arrhenius expression
<code>MultiArrhenius</code>	A kinetics model based on a sum of <code>Arrhenius</code> expressions

### 1.5.2 Pressure-dependent kinetics models

Class	Description
<code>PDepKineticsData</code>	A kinetics model based on a set of discrete rate coefficient points in temperature and pressure
<code>PDepArrhenius</code>	A kinetics model based on a set of Arrhenius expressions for a range of pressures
<code>MultiPDepArrhenius</code>	A kinetics model based on a sum of <code>PDepArrhenius</code> expressions
<code>Chebyshev</code>	A kinetics model based on a Chebyshev polynomial representation
<code>ThirdBody</code>	A low pressure-limit kinetics model based on the (modified) Arrhenius expression, with a third body
<code>Lindemann</code>	A kinetics model of pressure-dependent falloff based on the Lindemann model
<code>Troe</code>	A kinetics model of pressure-dependent falloff based on the Lindemann model with the Troe falloff factor

### 1.5.3 Tunneling models

Class	Description
<i>Wigner</i>	A one-dimensional tunneling model based on the Wigner expression
<i>Eckart</i>	A one-dimensional tunneling model based on the (asymmetric) Eckart expression

#### rmgpy.kinetics.KineticsData

```
class rmgpy.kinetics.KineticsData(Tdata=None, kdata=None, Tmin=None, Tmax=None, Pmin=None, Pmax=None, comment="")
```

A kinetics model based on an array of rate coefficient data vs. temperature. The attributes are:

Attribute	Description
<i>Tdata</i>	An array of temperatures at which rate coefficient values are known
<i>kdata</i>	An array of rate coefficient values
<i>Tmin</i>	The minimum temperature at which the model is valid, or zero if unknown or undefined
<i>Tmax</i>	The maximum temperature at which the model is valid, or zero if unknown or undefined
<i>Pmin</i>	The minimum pressure at which the model is valid, or zero if unknown or undefined
<i>Pmax</i>	The maximum pressure at which the model is valid, or zero if unknown or undefined
<i>comment</i>	Information about the model (e.g. its source)

#### **Pmax**

The maximum pressure at which the model is valid, or `None` if not defined.

#### **Pmin**

The minimum pressure at which the model is valid, or `None` if not defined.

#### **Tdata**

An array of temperatures at which rate coefficient values are known.

#### **Tmax**

The maximum temperature at which the model is valid, or `None` if not defined.

#### **Tmin**

The minimum temperature at which the model is valid, or `None` if not defined.

#### **comment**

unicode

**Type** comment

**discrepancy**(*self, KineticsModel other\_kinetics*) → double

Returns some measure of the discrepancy based on two different reaction models.

**get\_rate\_coefficient**(*self, double T, double P=0.0*) → double

Return the rate coefficient in the appropriate combination of m<sup>3</sup>, mol, and s at temperature *T* in K.

**is\_identical\_to**(*self, KineticsModel other\_kinetics*) → bool

Returns `True` if the *kdata* and *Tdata* match. Returns `False` otherwise.

**is\_pressure\_dependent**(*self*) → bool

Return `False` since, by default, all objects derived from `KineticsModel` represent pressure-independent kinetics.

**is\_similar\_to**(*self, KineticsModel other\_kinetics*) → bool

Returns `True` if rates of reaction at temperatures 500,1000,1500,2000 K and 1 and 10 bar are within +/- .5 for log(k), in other words, within a factor of 3.



**is\_temperature\_valid**(*self*, *double T*) → bool

Return True if the temperature *T* in K is within the valid temperature range of the kinetic data, or False if not. If the minimum and maximum temperature are not defined, True is returned.

**kdata**

An array of rate coefficient values.

**set\_cantera\_kinetics**(*self*, *ct\_reaction*, *species\_list*)

Sets the kinetics for a cantera reaction object.

**to\_html**(*self*)

Return an HTML rendering.

**uncertainty**

rmgpy.kinetics.uncertainties.RateUncertainty

**Type** uncertainty

## rmgpy.kinetics.Arrhenius

**class** rmgpy.kinetics.Arrhenius(*A=None*, *n=0.0*, *Ea=None*, *T0=(1.0, 'K')*, *Tmin=None*, *Tmax=None*, *Pmin=None*, *Pmax=None*, *uncertainty=None*, *comment=""*)

A kinetics model based on the (modified) Arrhenius equation. The attributes are:

Attribute	Description
<i>A</i>	The preexponential factor
<i>T0</i>	The reference temperature
<i>n</i>	The temperature exponent
<i>Ea</i>	The activation energy
<i>Tmin</i>	The minimum temperature at which the model is valid, or zero if unknown or undefined
<i>Tmax</i>	The maximum temperature at which the model is valid, or zero if unknown or undefined
<i>Pmin</i>	The minimum pressure at which the model is valid, or zero if unknown or undefined
<i>Pmax</i>	The maximum pressure at which the model is valid, or zero if unknown or undefined
<i>comment</i>	Information about the model (e.g. its source)

The Arrhenius equation, given below, accurately reproduces the kinetics of many reaction families:

$$k(T) = A \left( \frac{T}{T_0} \right)^n \exp \left( -\frac{E_a}{RT} \right)$$

Above, *A* is the preexponential factor, *T*<sub>0</sub> is the reference temperature, *n* is the temperature exponent, and *E*<sub>a</sub> is the activation energy.

**A**

The preexponential factor.

**Ea**

The activation energy.

**Pmax**

The maximum pressure at which the model is valid, or None if not defined.

**Pmin**

The minimum pressure at which the model is valid, or None if not defined.

**T0**

The reference temperature.

**Tmax**

The maximum temperature at which the model is valid, or None if not defined.

**Tmin**

The minimum temperature at which the model is valid, or None if not defined.

**change\_rate** (*self, double factor*)

Changes A factor in Arrhenius expression by multiplying it by a factor.

**change\_t0** (*self, double T0*)

Changes the reference temperature used in the exponent to *T0* in K, and adjusts the preexponential factor accordingly.

**comment**

unicode

**Type** comment

**discrepancy** (*self, KineticsModel other\_kinetics*) → double

Returns some measure of the discrepancy based on two different reaction models.

**fit\_to\_data** (*self, ndarray Tlist, ndarray klist, unicode kunits, double T0=1, ndarray weights=None, bool three\_params=True*)

Fit the Arrhenius parameters to a set of rate coefficient data *klist* in units of *kunits* corresponding to a set of temperatures *Tlist* in K. A linear least-squares fit is used, which guarantees that the resulting parameters provide the best possible approximation to the data.

**get\_rate\_coefficient** (*self, double T, double P=0.0*) → double

Return the rate coefficient in the appropriate combination of m<sup>3</sup>, mol, and s at temperature *T* in K.

**is\_identical\_to** (*self, KineticsModel other\_kinetics*) → bool

Returns True if kinetics matches that of another kinetics model. Must match temperature and pressure range of kinetics model, as well as parameters: A, n, Ea, T0. (Shouldn't have pressure range if it's Arrhenius.) Otherwise returns False.

**is\_pressure\_dependent** (*self*) → bool

Return False since, by default, all objects derived from KineticsModel represent pressure-independent kinetics.

**is\_similar\_to** (*self, KineticsModel other\_kinetics*) → bool

Returns True if rates of reaction at temperatures 500,1000,1500,2000 K and 1 and 10 bar are within +/- .5 for log(k), in other words, within a factor of 3.

**is\_temperature\_valid** (*self, double T*) → bool

Return True if the temperature *T* in K is within the valid temperature range of the kinetic data, or False if not. If the minimum and maximum temperature are not defined, True is returned.

**n**

The temperature exponent.

**set\_cantera\_kinetics** (*self, ct\_reaction, species\_list*)

Passes in a cantera ElementaryReaction() object and sets its rate to a Cantera Arrhenius() object.

**to\_arrhenius\_ep** (*self, double alpha=0.0, double dHrxn=0.0*) → ArrheniusEP

Converts an Arrhenius object to ArrheniusEP

If setting alpha, you need to also input dHrxn, which must be given in J/mol (and vice versa).

**to\_cantera\_kinetics** (*self*)

Converts the Arrhenius object to a cantera Arrhenius object

Arrhenius(A,b,E) where A is in units of m<sup>3</sup>/kmol/s, b is dimensionless, and E is in J/kmol

**to\_html**(*self*)

Return an HTML rendering.

**uncertainty**

rmgpy.kinetics.uncertainties.RateUncertainty

**Type** uncertainty

## rmgpy.kinetics.MultiArrhenius

**class** rmgpy.kinetics.**MultiArrhenius**(*arrhenius=None, Tmin=None, Tmax=None, Pmin=None, Pmax=None, comment=""*)

A kinetics model based on a set of (modified) Arrhenius equations, which are summed to obtain the overall rate. The attributes are:

Attribute	Description
<i>arrhenius</i>	A list of the <i>Arrhenius</i> kinetics
<i>Tmin</i>	The minimum temperature at which the model is valid, or zero if unknown or undefined
<i>Tmax</i>	The maximum temperature at which the model is valid, or zero if unknown or undefined
<i>Pmin</i>	The minimum pressure at which the model is valid, or zero if unknown or undefined
<i>Pmax</i>	The maximum pressure at which the model is valid, or zero if unknown or undefined
<i>comment</i>	Information about the model (e.g. its source)

**Pmax**

The maximum pressure at which the model is valid, or None if not defined.

**Pmin**

The minimum pressure at which the model is valid, or None if not defined.

**Tmax**

The maximum temperature at which the model is valid, or None if not defined.

**Tmin**

The minimum temperature at which the model is valid, or None if not defined.

**arrhenius**

list

**Type** arrhenius

**change\_rate**(*self, double factor*)

Change kinetics rate by a multiple factor.

**comment**

unicode

**Type** comment

**discrepancy**(*self, KineticsModel other\_kinetics*) → double

Returns some measure of the discrepancy based on two different reaction models.

**get\_rate\_coefficient**(*self, double T, double P=0.0*) → double

Return the rate coefficient in the appropriate combination of m<sup>3</sup>, mol, and s at temperature *T* in K.

**is\_identical\_to**(*self, KineticsModel other\_kinetics*) → bool

Returns True if kinetics matches that of another kinetics model. Each duplicate reaction must be matched and equal to that in the other MultiArrhenius model in the same order. Otherwise returns False

**is\_pressure\_dependent**(*self*) → bool

Return False since, by default, all objects derived from KineticsModel represent pressure-independent kinetics.

**is\_similar\_to**(*self*, *KineticsModel other\_kinetics*) → bool

Returns True if rates of reaction at temperatures 500,1000,1500,2000 K and 1 and 10 bar are within +/- .5 for log(k), in other words, within a factor of 3.

**is\_temperature\_valid**(*self*, *double T*) → bool

Return True if the temperature *T* in K is within the valid temperature range of the kinetic data, or False if not. If the minimum and maximum temperature are not defined, True is returned.

**set\_cantera\_kinetics**(*self*, *ct\_reaction*, *species\_list*)

Sets the kinetic rates for a list of cantera *Reaction* objects Here, *ct\_reaction* must be a list rather than a single cantera reaction.

**to\_arrhenius**(*self*, *double Tmin=-1*, *double Tmax=-1*) → *Arrhenius*

Return an *Arrhenius* instance of the kinetics model

Fit the Arrhenius parameters to a set of rate coefficient data generated from the MultiArrhenius kinetics, over the temperature range *Tmin* to *Tmax*, in Kelvin. If *Tmin* or *Tmax* are unspecified (or -1) then the MultiArrhenius's *Tmin* and *Tmax* are used. A linear least-squares fit is used, which guarantees that the resulting parameters provide the best possible approximation to the data.

**to\_html**(*self*)

Return an HTML rendering.

**uncertainty**

rmgpy.kinetics.uncertainties.RateUncertainty

**Type** uncertainty

## rmgpy.kinetics.PDepKineticsData

**class** rmgpy.kinetics.PDepKineticsData(*Tdata=None*, *Pdata=None*, *kdata=None*, *Tmin=None*, *Tmax=None*, *Pmin=None*, *Pmax=None*, *comment=""*)

A kinetics model based on an array of rate coefficient data vs. temperature and pressure. The attributes are:

Attribute	Description
<i>Tdata</i>	An array of temperatures at which rate coefficient values are known
<i>Pdata</i>	An array of pressures at which rate coefficient values are known
<i>kdata</i>	An array of rate coefficient values at each temperature and pressure
<i>Tmin</i>	The minimum temperature at which the model is valid, or zero if unknown or undefined
<i>Tmax</i>	The maximum temperature at which the model is valid, or zero if unknown or undefined
<i>Pmin</i>	The minimum pressure at which the model is valid, or zero if unknown or undefined
<i>Pmax</i>	The maximum pressure at which the model is valid, or zero if unknown or undefined
<i>comment</i>	Information about the model (e.g. its source)

**Pdata**

An array of pressures at which rate coefficient values are known.

**Pmax**

The maximum pressure at which the model is valid, or None if not defined.

**Pmin**

The minimum pressure at which the model is valid, or None if not defined.

**Tdata**

An array of temperatures at which rate coefficient values are known.

**Tmax**

The maximum temperature at which the model is valid, or `None` if not defined.

**Tmin**

The minimum temperature at which the model is valid, or `None` if not defined.

**comment**

unicode

**Type** comment

**discrepancy** (*self*, *KineticsModel other\_kinetics*) → double

Returns some measure of the discrepancy based on two different reaction models.

**efficiencies**

dict

**Type** efficiencies

**get\_cantera\_efficiencies** (*self*, *species\_list*)

Returns a dictionary containing the collider efficiencies for this `PDepKineticsModel` object suitable for setting the efficiencies in the following cantera reaction objects: `ThreeBodyReaction`, `FalloffReaction`, `ChemicallyActivatedReaction``

**get\_effective\_collider\_efficiencies** (*self*, *list species*) → ndarray

Return the effective collider efficiencies for all species in the form of a numpy array. This function helps assist rapid effective pressure calculations in the solver.

**get\_effective\_pressure** (*self*, *double P*, *list species*, *ndarray fractions*) → double

Return the effective pressure in Pa for a system at a given pressure *P* in Pa composed of the given list of *species* (Species or Molecule objects) with the given *fractions*.

**get\_rate\_coefficient** (*self*, *double T*, *double P=0.0*) → double

Return the rate coefficient in the appropriate combination of m<sup>3</sup>, mol, and s at temperature *T* in K and pressure *P* in Pa.

**highPlimit**

rmgpy.kinetics.model.KineticsModel

**Type** highPlimit

**is\_identical\_to** (*self*, *KineticsModel other\_kinetics*) → bool

Returns `True` if the `kdata` and `Tdata` match. Returns `False` otherwise.

**is\_pressure\_dependent** (*self*) → bool

Return `True` since all objects derived from `PDepKineticsModel` represent pressure-dependent kinetics.

**is\_pressure\_valid** (*self*, *double P*) → bool

Return `True` if the pressure *P* in Pa is within the valid pressure range of the kinetic data, or `False` if not. If the minimum and maximum pressure are not defined, `True` is returned.

**is\_similar\_to** (*self*, *KineticsModel other\_kinetics*) → bool

Returns `True` if rates of reaction at temperatures 500,1000,1500,2000 K and 1 and 10 bar are within +/- .5 for log(k), in other words, within a factor of 3.

**is\_temperature\_valid** (*self*, *double T*) → bool

Return `True` if the temperature *T* in K is within the valid temperature range of the kinetic data, or `False` if not. If the minimum and maximum temperature are not defined, `True` is returned.

**kdata**

An array of rate coefficient values at each temperature and pressure.

**set\_cantera\_kinetics** (*self*, *ct\_reaction*, *species\_list*)

Sets the kinetics for a cantera reaction object.

**to\_html** (*self*)

Return an HTML rendering.

**uncertainty**

rmgpy.kinetics.uncertainties.RateUncertainty

**Type** uncertainty

**rmgpy.kinetics.PDepArrhenius**

**class** rmgpy.kinetics.PDepArrhenius (*pressures=None*, *arrhenius=None*, *highPlimit=None*, *Tmin=None*, *Tmax=None*, *Pmin=None*, *Pmax=None*, *comment=""*)

A kinetic model of a phenomenological rate coefficient  $k(T, P)$  where a set of Arrhenius kinetics are stored at a variety of pressures and interpolated between on a logarithmic scale. The attributes are:

Attribute	Description
<i>pressures</i>	The list of pressures
<i>arrhenius</i>	The list of <i>Arrhenius</i> objects at each pressure
<i>Tmin</i>	The minimum temperature in K at which the model is valid, or zero if unknown or undefined
<i>Tmax</i>	The maximum temperature in K at which the model is valid, or zero if unknown or undefined
<i>Pmin</i>	The minimum pressure in bar at which the model is valid, or zero if unknown or undefined
<i>Pmax</i>	The maximum pressure in bar at which the model is valid, or zero if unknown or undefined
<i>efficiencies</i>	A dict associating chemical species with associated efficiencies
<i>order</i>	The reaction order (1 = first, 2 = second, etc.)
<i>comment</i>	Information about the model (e.g. its source)

The pressure-dependent Arrhenius formulation is sometimes used to extend the Arrhenius expression to handle pressure-dependent kinetics. The formulation simply parameterizes  $A$ ,  $n$ , and  $E_a$  to be dependent on pressure:

$$k(T, P) = A(P) \left( \frac{T}{T_0} \right)^{n(P)} \exp \left( -\frac{E_a(P)}{RT} \right)$$

Although this suggests some physical insight, the  $k(T, P)$  data is often highly complex and non-Arrhenius, limiting the usefulness of this formulation to simple systems.

**Pmax**

The maximum pressure at which the model is valid, or None if not defined.

**Pmin**

The minimum pressure at which the model is valid, or None if not defined.

**Tmax**

The maximum temperature at which the model is valid, or None if not defined.

**Tmin**

The minimum temperature at which the model is valid, or None if not defined.

**arrhenius**

list

**Type** arrhenius

**change\_rate**(*self*, double factor)

Changes kinetics rate by a multiple factor.

**comment**

unicode

**Type** comment

**discrepancy**(*self*, *KineticsModel* other\_kinetics) → double

Returns some measure of the discrepancy based on two different reaction models.

**efficiencies**

dict

**Type** efficiencies

**fit\_to\_data**(*self*, ndarray *Tlist*, ndarray *Plist*, ndarray *K*, unicode *kunits*, double *T0=1*)

Fit the pressure-dependent Arrhenius model to a matrix of rate coefficient data *K* with units of *kunits* corresponding to a set of temperatures *Tlist* in K and pressures *Plist* in Pa. An Arrhenius model is fit cpdef change\_rate(*self*, double factor) at each pressure.

**get\_cantera\_efficiencies**(*self*, *species\_list*)

Returns a dictionary containing the collider efficiencies for this PDepKineticsModel object suitable for setting the efficiencies in the following cantera reaction objects: *ThreeBodyReaction*, *FalloffReaction*, *ChemicallyActivatedReaction*

**get\_effective\_collider\_efficiencies**(*self*, list *species*) → ndarray

Return the effective collider efficiencies for all species in the form of a numpy array. This function helps assist rapid effective pressure calculations in the solver.

**get\_effective\_pressure**(*self*, double *P*, list *species*, ndarray *fractions*) → double

Return the effective pressure in Pa for a system at a given pressure *P* in Pa composed of the given list of *species* (Species or Molecule objects) with the given *fractions*.

**get\_rate\_coefficient**(*self*, double *T*, double *P=0*) → double

Return the rate coefficient in the appropriate combination of m<sup>3</sup>, mol, and s at temperature *T* in K and pressure *P* in Pa.

**highPlimit**

rmgpy.kinetics.model.KineticsModel

**Type** highPlimit

**is\_identical\_to**(*self*, *KineticsModel* other\_kinetics) → bool

Returns True if kinetics matches that of another kinetics model. Each duplicate reaction must be matched and equal to that in the other PDepArrhenius model in the same order. Otherwise returns False

**is\_pressure\_dependent**(*self*) → bool

Return True since all objects derived from PDepKineticsModel represent pressure-dependent kinetics.

**is\_pressure\_valid**(*self*, double *P*) → bool

Return True if the pressure *P* in Pa is within the valid pressure range of the kinetic data, or False if not. If the minimum and maximum pressure are not defined, True is returned.

**is\_similar\_to**(*self*, *KineticsModel* other\_kinetics) → bool

Returns True if rates of reaction at temperatures 500,1000,1500,2000 K and 1 and 10 bar are within +/- .5 for log(k), in other words, within a factor of 3.

**is\_temperature\_valid**(*self*, double *T*) → bool

Return True if the temperature *T* in K is within the valid temperature range of the kinetic data, or False if not. If the minimum and maximum temperature are not defined, True is returned.

**pressures**

The list of pressures.

**set\_cantera\_kinetics** (*self*, *ct\_reaction*, *species\_list*)

Sets a Cantera PlogReaction()'s *rates* attribute with A list of tuples containing [(pressure in Pa, cantera arrhenius object), (...)]

**to\_html** (*self*)

Return an HTML rendering.

**uncertainty**

rmgpy.kinetics.uncertainties.RateUncertainty

**Type** uncertainty

**rmgpy.kinetics.MultiPDepArrhenius**

**class** rmgpy.kinetics.**MultiPDepArrhenius** (*arrhenius=None*, *Tmin=None*, *Tmax=None*,  
*Pmin=None*, *Pmax=None*, *comment=""*)

A kinetic model of a phenomenological rate coefficient  $k(T, P)$  where sets of Arrhenius kinetics are stored at a variety of pressures and interpolated between on a logarithmic scale. The attributes are:

Attribute	Description
<i>arrhenius</i>	A list of the <i>PDepArrhenius</i> kinetics at each temperature
<i>Tmin</i>	The minimum temperature at which the model is valid, or zero if unknown or undefined
<i>Tmax</i>	The maximum temperature at which the model is valid, or zero if unknown or undefined
<i>Pmin</i>	The minimum pressure at which the model is valid, or zero if unknown or undefined
<i>Pmax</i>	The maximum pressure at which the model is valid, or zero if unknown or undefined
<i>comment</i>	Information about the model (e.g. its source)

**Pmax**

The maximum pressure at which the model is valid, or None if not defined.

**Pmin**

The minimum pressure at which the model is valid, or None if not defined.

**Tmax**

The maximum temperature at which the model is valid, or None if not defined.

**Tmin**

The minimum temperature at which the model is valid, or None if not defined.

**arrhenius**

list

**Type** arrhenius

**change\_rate** (*self*, *double factor*)

Change kinetic rate by a multiple factor.

**comment**

unicode

**Type** comment

**discrepancy** (*self*, *KineticsModel other\_kinetics*) → double

Returns some measure of the discrepancy based on two different reaction models.

**efficiencies**

dict



**Type** efficiencies

**get\_cantera\_efficiencies**(*self*, *species\_list*)

Returns a dictionary containing the collider efficiencies for this PDepKineticsModel object suitable for setting the efficiencies in the following cantera reaction objects: *ThreeBodyReaction*, *FalloffReaction*, *ChemicallyActivatedReaction*

**get\_effective\_collider\_efficiencies**(*self*, *list species*) → ndarray

Return the effective collider efficiencies for all species in the form of a numpy array. This function helps assist rapid effective pressure calculations in the solver.

**get\_effective\_pressure**(*self*, *double P*, *list species*, *ndarray fractions*) → double

Return the effective pressure in Pa for a system at a given pressure *P* in Pa composed of the given list of *species* (Species or Molecule objects) with the given *fractions*.

**get\_rate\_coefficient**(*self*, *double T*, *double P=0.0*) → double

Return the rate coefficient in the appropriate combination of m<sup>3</sup>, mol, and s at temperature *T* in K and pressure *P* in Pa.

**highPlimit**

rmgpy.kinetics.model.KineticsModel

**Type** highPlimit

**is\_identical\_to**(*self*, *KineticsModel other\_kinetics*) → bool

Returns True if kinetics matches that of another kinetics model. Each duplicate reaction must be matched and equal to that in the other MultiArrhenius model in the same order. Otherwise returns False

**is\_pressure\_dependent**(*self*) → bool

Return True since all objects derived from PDepKineticsModel represent pressure-dependent kinetics.

**is\_pressure\_valid**(*self*, *double P*) → bool

Return True if the pressure *P* in Pa is within the valid pressure range of the kinetic data, or False if not. If the minimum and maximum pressure are not defined, True is returned.

**is\_similar\_to**(*self*, *KineticsModel other\_kinetics*) → bool

Returns True if rates of reaction at temperatures 500,1000,1500,2000 K and 1 and 10 bar are within +/- .5 for log(k), in other words, within a factor of 3.

**is\_temperature\_valid**(*self*, *double T*) → bool

Return True if the temperature *T* in K is within the valid temperature range of the kinetic data, or False if not. If the minimum and maximum temperature are not defined, True is returned.

**set\_cantera\_kinetics**(*self*, *ct\_reaction*, *species\_list*)

Sets the PLOG kinetics for multiple cantera *Reaction* objects, provided in a list. *ct\_reaction* is a list of cantera reaction objects.

**to\_html**(*self*)

Return an HTML rendering.

**uncertainty**

rmgpy.kinetics.uncertainties.RateUncertainty

**Type** uncertainty

**rmgpy.kinetics.Chebyshev**

**class** `rmgpy.kinetics.Chebyshev` (*coeffs=None, kunits="", highPlimit=None, Tmin=None, Tmax=None, Pmin=None, Pmax=None, comment=""*)

A model of a phenomenological rate coefficient  $k(T, P)$  using a set of Chebyshev polynomials in temperature and pressure. The attributes are:

Attribute	Description
<i>coeffs</i>	Matrix of Chebyshev coefficients, such that the resulting $k(T, P)$ has units of $\text{cm}^3, \text{mol}, \text{s}$
<i>kuits</i>	The units of the rate coefficient
<i>degreeT</i>	The number of terms in the inverse temperature direction
<i>degreeP</i>	The number of terms in the log pressure direction
<i>Tmin</i>	The minimum temperature at which the model is valid, or zero if unknown or undefined
<i>Tmax</i>	The maximum temperature at which the model is valid, or zero if unknown or undefined
<i>Pmin</i>	The minimum pressure at which the model is valid, or zero if unknown or undefined
<i>Pmax</i>	The maximum pressure at which the model is valid, or zero if unknown or undefined
<i>comment</i>	Information about the model (e.g. its source)

The Chebyshev polynomial formulation is a means of fitting a wide range of complex  $k(T, P)$  behavior. However, there is no meaningful physical interpretation of the polynomial-based fit, and one must take care to minimize the magnitude of Runge's phenomenon. The formulation is as follows:

$$\log k(T, P) = \sum_{t=1}^{N_T} \sum_{p=1}^{N_P} \alpha_{tp} \phi_t(\tilde{T}) \phi_p(\tilde{P})$$

Above,  $\alpha_{tp}$  is a constant,  $\phi_n(x)$  is the Chebyshev polynomial of degree  $n$  evaluated at  $x$ , and

$$\tilde{T} \equiv \frac{2T^{-1} - T_{\min}^{-1} - T_{\max}^{-1}}{T_{\max}^{-1} - T_{\min}^{-1}}$$

$$\tilde{P} \equiv \frac{2 \log P - \log P_{\min} - \log P_{\max}}{\log P_{\max} - \log P_{\min}}$$

are reduced temperature and reduced pressure designed to map the ranges  $(T_{\min}, T_{\max})$  and  $(P_{\min}, P_{\max})$  to  $(-1, 1)$ .

**Pmax**

The maximum pressure at which the model is valid, or `None` if not defined.

**Pmin**

The minimum pressure at which the model is valid, or `None` if not defined.

**Tmax**

The maximum temperature at which the model is valid, or `None` if not defined.

**Tmin**

The minimum temperature at which the model is valid, or `None` if not defined.

**change\_rate** (*self, double factor*)

Changes kinetics rates by a multiple `factor`.

**chebyshev** (*self, int n, double x*)  $\rightarrow$  double

Return the value of the  $n$ -th-order Chebyshev polynomial at the given value of  $x$ .

**coeffs**

The Chebyshev coefficients.

**comment**

unicode

Type comment

**degreeP**

'int'

Type degreeP

**degreeT**

'int'

Type degreeT

**discrepancy**(*self*, *KineticsModel other\_kinetics*) → double

Returns some measure of the discrepancy based on two different reaction models.

**efficiencies**

dict

Type efficiencies

**fit\_to\_data**(*self*, *ndarray Tlist*, *ndarray Plist*, *ndarray K*, *unicode kunits*, *int degreeT*, *int degreeP*, *double Tmin*, *double Tmax*, *double Pmin*, *double Pmax*)Fit a Chebyshev kinetic model to a set of rate coefficients *K*, which is a matrix corresponding to the temperatures *Tlist* in K and pressures *Plist* in Pa. *degreeT* and *degreeP* are the degree of the polynomials in temperature and pressure, while *Tmin*, *Tmax*, *Pmin*, and *Pmax* set the edges of the valid temperature and pressure ranges in K and bar, respectively.**get\_cantera\_efficiencies**(*self*, *species\_list*)Returns a dictionary containing the collider efficiencies for this PDepKineticsModel object suitable for setting the efficiencies in the following cantera reaction objects: *ThreeBodyReaction*, *FalloffReaction*, *ChemicallyActivatedReaction***get\_effective\_collider\_efficiencies**(*self*, *list species*) → ndarray

Return the effective collider efficiencies for all species in the form of a numpy array. This function helps assist rapid effective pressure calculations in the solver.

**get\_effective\_pressure**(*self*, *double P*, *list species*, *ndarray fractions*) → doubleReturn the effective pressure in Pa for a system at a given pressure *P* in Pa composed of the given list of *species* (Species or Molecule objects) with the given *fractions*.**get\_rate\_coefficient**(*self*, *double T*, *double P=0*) → doubleReturn the rate coefficient in the appropriate combination of m<sup>3</sup>, mol, and s at temperature *T* in K and pressure *P* in Pa by evaluating the Chebyshev expression.**get\_reduced\_pressure**(*self*, *double P*) → doubleReturn the reduced pressure corresponding to the given pressure *P* in Pa. This maps the logarithm of the pressure onto the domain [-1, 1] using the *Pmin* and *Pmax* attributes as the limits.**get\_reduced\_temperature**(*self*, *double T*) → doubleReturn the reduced temperature corresponding to the given temperature *T* in K. This maps the inverse of the temperature onto the domain [-1, 1] using the *Tmin* and *Tmax* attributes as the limits.**highPlimit**

rmgpy.kinetics.model.KineticsModel

Type highPlimit

**is\_identical\_to**(*self*, *KineticsModel other\_kinetics*) → bool

Checks to see if kinetics matches that of other kinetics and returns True if coeffs, kunits, Tmin,

**is\_pressure\_dependent**(*self*) → bool

Return True since all objects derived from PDepKineticsModel represent pressure-dependent kinetics.

**is\_pressure\_valid**(*self*, double *P*) → bool

Return True if the pressure *P* in Pa is within the valid pressure range of the kinetic data, or False if not. If the minimum and maximum pressure are not defined, True is returned.

**is\_similar\_to**(*self*, KineticsModel *other\_kinetics*) → bool

Returns True if rates of reaction at temperatures 500,1000,1500,2000 K and 1 and 10 bar are within +/- .5 for log(k), in other words, within a factor of 3.

**is\_temperature\_valid**(*self*, double *T*) → bool

Return True if the temperature *T* in K is within the valid temperature range of the kinetic data, or False if not. If the minimum and maximum temperature are not defined, True is returned.

**kunits**

unicode

**Type** kunits

**set\_cantera\_kinetics**(*self*, *ct\_reaction*, *species\_list*)

Sets the kinetics parameters for a Cantera ChebyshevReaction() object. Uses set\_parameters(*self*, *Tmin*, *Tmax*, *Pmin*, *Pmax*, *coeffs*) where T's are in units of K, P's in units of Pa, and coeffs is 2D array of (nTemperature, nPressure).

**to\_html**(*self*)

Return an HTML rendering.

**uncertainty**

rmgpy.kinetics.uncertainties.RateUncertainty

**Type** uncertainty

## rmgpy.kinetics.ThirdBody

**class** rmgpy.kinetics.ThirdBody(*arrheniusLow=None*, *Tmin=None*, *Tmax=None*, *Pmin=None*, *Pmax=None*, *efficiencies=None*, *comment=""*)

A kinetic model of a phenomenological rate coefficient  $k(T, P)$  using third-body kinetics. The attributes are:

Attribute	Description
<i>arrheniusLow</i>	The Arrhenius kinetics at the low-pressure limit
<i>Tmin</i>	The minimum temperature at which the model is valid, or zero if unknown or undefined
<i>Tmax</i>	The maximum temperature at which the model is valid, or zero if unknown or undefined
<i>Pmin</i>	The minimum pressure at which the model is valid, or zero if unknown or undefined
<i>Pmax</i>	The maximum pressure at which the model is valid, or zero if unknown or undefined
<i>efficiencies</i>	A dict associating chemical species with associated efficiencies
<i>comment</i>	Information about the model (e.g. its source)

Third-body kinetics simply introduce an inert third body to the rate expression:

$$k(T, P) = k_0(T)[M]$$

Above,  $[M] \approx P/RT$  is the concentration of the bath gas. This formulation is equivalent to stating that the kinetics are always in the low-pressure limit.

**Pmax**

The maximum pressure at which the model is valid, or None if not defined.

**Pmin**

The minimum pressure at which the model is valid, or None if not defined.

**Tmax**

The maximum temperature at which the model is valid, or None if not defined.

**Tmin**

The minimum temperature at which the model is valid, or None if not defined.

**arrheniusLow**

rmgpy.kinetics.arrhenius.Arrhenius

**Type** arrheniusLow

**change\_rate**(*self*, *double factor*)

Changes kinetics rate by a multiple factor.

**comment**

unicode

**Type** comment

**discrepancy**(*self*, *KineticsModel other\_kinetics*) → double

Returns some measure of the discrepancy based on two different reaction models.

**efficiencies**

dict

**Type** efficiencies

**get\_cantera\_efficiencies**(*self*, *species\_list*)

Returns a dictionary containing the collider efficiencies for this PDepKineticsModel object suitable for setting the efficiencies in the following cantera reaction objects: *ThreeBodyReaction*, *FalloffReaction*, *ChemicallyActivatedReaction*

**get\_effective\_collider\_efficiencies**(*self*, *list species*) → ndarray

Return the effective collider efficiencies for all species in the form of a numpy array. This function helps assist rapid effective pressure calculations in the solver.

**get\_effective\_pressure**(*self*, *double P*, *list species*, *ndarray fractions*) → double

Return the effective pressure in Pa for a system at a given pressure *P* in Pa composed of the given list of *species* (Species or Molecule objects) with the given *fractions*.

**get\_rate\_coefficient**(*self*, *double T*, *double P=0.0*) → double

Return the value of the rate coefficient  $k(T)$  in units of  $\text{m}^3$ , mol, and s at the specified temperature *T* in K and pressure *P* in Pa. If you wish to consider collision efficiencies, then you should first use [get\\_effective\\_pressure\(\)](#) to compute the effective pressure, and pass that value as the pressure to this method.

**highPLimit**

rmgpy.kinetics.model.KineticsModel

**Type** highPLimit

**is\_identical\_to**(*self*, *KineticsModel other\_kinetics*) → bool

Checks to see if kinetics matches that of other kinetics and returns True if coeffs, kunits, Tmin,

**is\_pressure\_dependent**(*self*) → bool

Return True since all objects derived from PDepKineticsModel represent pressure-dependent kinetics.

**is\_pressure\_valid**(*self*, *double P*) → bool

Return True if the pressure *P* in Pa is within the valid pressure range of the kinetic data, or False if not. If the minimum and maximum pressure are not defined, True is returned.

**is\_similar\_to**(*self*, *KineticsModel other\_kinetics*) → bool

Returns True if rates of reaction at temperatures 500,1000,1500,2000 K and 1 and 10 bar are within +/- .5 for log(k), in other words, within a factor of 3.

**is\_temperature\_valid**(*self*, *double T*) → bool

Return True if the temperature *T* in K is within the valid temperature range of the kinetic data, or False if not. If the minimum and maximum temperature are not defined, True is returned.

**set\_cantera\_kinetics**(*self*, *ct\_reaction*, *species\_list*)

Sets the kinetics and efficiencies for a cantera *ThreeBodyReaction* object

**to\_html**(*self*)

Return an HTML rendering.

**uncertainty**

rmgpy.kinetics.uncertainties.RateUncertainty

**Type** uncertainty

### rmgpy.kinetics.Lindemann

**class** rmgpy.kinetics.Lindemann(*arrheniusHigh=None*, *arrheniusLow=None*, *Tmin=None*, *Tmax=None*, *Pmin=None*, *Pmax=None*, *efficiencies=None*, *comment=""*)

A kinetic model of a phenomenological rate coefficient  $k(T, P)$  using the Lindemann formulation. The attributes are:

Attribute	Description
<i>arrheniusHigh</i>	The Arrhenius kinetics at the high-pressure limit
<i>arrheniusLow</i>	The Arrhenius kinetics at the low-pressure limit
<i>Tmin</i>	The minimum temperature at which the model is valid, or zero if unknown or undefined
<i>Tmax</i>	The maximum temperature at which the model is valid, or zero if unknown or undefined
<i>Pmin</i>	The minimum pressure at which the model is valid, or zero if unknown or undefined
<i>Pmax</i>	The maximum pressure at which the model is valid, or zero if unknown or undefined
<i>efficiencies</i>	A dict associating chemical species with associated efficiencies
<i>comment</i>	Information about the model (e.g. its source)

The Lindemann model qualitatively predicts the falloff of some simple pressure-dependent reaction kinetics. The formulation is as follows:

$$k(T, P) = k_{\infty}(T) \left[ \frac{P_r}{1 + P_r} \right]$$

where

$$P_r = \frac{k_0(T)}{k_{\infty}(T)} [M]$$

$$k_0(T) = A_0 T^{n_0} \exp\left(-\frac{E_0}{RT}\right)$$

$$k_{\infty}(T) = A_{\infty} T^{n_{\infty}} \exp\left(-\frac{E_{\infty}}{RT}\right)$$

and  $[M] \approx P/RT$  is the concentration of the bath gas. The Arrhenius expressions  $k_0(T)$  and  $k_{\infty}(T)$  represent the low-pressure and high-pressure limit kinetics, respectively.

**Pmax**

The maximum pressure at which the model is valid, or None if not defined.

**Pmin**

The minimum pressure at which the model is valid, or None if not defined.

**Tmax**

The maximum temperature at which the model is valid, or None if not defined.

**Tmin**

The minimum temperature at which the model is valid, or None if not defined.

**arrheniusHigh**

rmgpy.kinetics.arrhenius.Arrhenius

**Type** arrheniusHigh

**arrheniusLow**

rmgpy.kinetics.arrhenius.Arrhenius

**Type** arrheniusLow

**change\_rate**(*self*, *double factor*)

Changes kinetics rate by a multiple factor.

**comment**

unicode

**Type** comment

**discrepancy**(*self*, *KineticsModel other\_kinetics*) → double

Returns some measure of the discrepancy based on two different reaction models.

**efficiencies**

dict

**Type** efficiencies

**get\_cantera\_efficiencies**(*self*, *species\_list*)

Returns a dictionary containing the collider efficiencies for this PDepKineticsModel object suitable for setting the efficiencies in the following cantera reaction objects: *ThreeBodyReaction*, *FalloffReaction*, *ChemicallyActivatedReaction*

**get\_effective\_collider\_efficiencies**(*self*, *list species*) → ndarray

Return the effective collider efficiencies for all species in the form of a numpy array. This function helps assist rapid effective pressure calculations in the solver.

**get\_effective\_pressure**(*self*, *double P*, *list species*, *ndarray fractions*) → double

Return the effective pressure in Pa for a system at a given pressure *P* in Pa composed of the given list of *species* (Species or Molecule objects) with the given *fractions*.

**get\_rate\_coefficient**(*self*, *double T*, *double P=0.0*) → double

Return the value of the rate coefficient  $k(T)$  in units of  $\text{m}^3$ , mol, and s at the specified temperature *T* in K and pressure *P* in Pa. If you wish to consider collision efficiencies, then you should first use [get\\_effective\\_pressure\(\)](#) to compute the effective pressure, and pass that value as the pressure to this method.

**highPLimit**

rmgpy.kinetics.model.KineticsModel

**Type** highPLimit

**is\_identical\_to**(*self*, *KineticsModel other\_kinetics*) → bool

Checks to see if kinetics matches that of other kinetics and returns True if coeffs, kunits, Tmin,

**is\_pressure\_dependent**(*self*) → bool

Return True since all objects derived from PDepKineticsModel represent pressure-dependent kinetics.

**is\_pressure\_valid**(*self*, *double P*) → bool

Return True if the pressure *P* in Pa is within the valid pressure range of the kinetic data, or False if not. If the minimum and maximum pressure are not defined, True is returned.

**is\_similar\_to**(*self*, *KineticsModel other\_kinetics*) → bool

Returns True if rates of reaction at temperatures 500,1000,1500,2000 K and 1 and 10 bar are within +/- .5 for log(k), in other words, within a factor of 3.

**is\_temperature\_valid**(*self*, *double T*) → bool

Return True if the temperature *T* in K is within the valid temperature range of the kinetic data, or False if not. If the minimum and maximum temperature are not defined, True is returned.

**set\_cantera\_kinetics**(*self*, *ct\_reaction*, *species\_list*)

Sets the efficiencies and kinetics for a cantera reaction.

**to\_html**(*self*)

Return an HTML rendering.

**uncertainty**

rmgpy.kinetics.uncertainties.RateUncertainty

**Type** uncertainty

## rmgpy.kinetics.Troe

**class** rmgpy.kinetics.Troe(*arrheniusHigh=None*, *arrheniusLow=None*, *alpha=0.0*, *T3=None*, *T1=None*, *T2=None*, *Tmin=None*, *Tmax=None*, *Pmin=None*, *Pmax=None*, *efficiencies=None*, *comment=""*)

A kinetic model of a phenomenological rate coefficient  $k(T, P)$  using the Troe formulation. The attributes are:

Attribute	Description
<i>arrheniusHigh</i>	The Arrhenius kinetics at the high-pressure limit
<i>arrheniusLow</i>	The Arrhenius kinetics at the low-pressure limit
<i>alpha</i>	The $\alpha$ parameter
<i>T1</i>	The $T_1$ parameter
<i>T2</i>	The $T_2$ parameter
<i>T3</i>	The $T_3$ parameter
<i>Tmin</i>	The minimum temperature at which the model is valid, or zero if unknown or undefined
<i>Tmax</i>	The maximum temperature at which the model is valid, or zero if unknown or undefined
<i>Pmin</i>	The minimum pressure at which the model is valid, or zero if unknown or undefined
<i>Pmax</i>	The maximum pressure at which the model is valid, or zero if unknown or undefined
<i>efficiencies</i>	A dict associating chemical species with associated efficiencies
<i>comment</i>	Information about the model (e.g. its source)

The Troe model attempts to make the Lindemann model quantitative by introducing a broadening factor  $F$ . The formulation is as follows:

$$k(T, P) = k_{\infty}(T) \left[ \frac{P_r}{1 + P_r} \right] F$$



where

$$P_r = \frac{k_0(T)}{k_\infty(T)} [M]$$

$$k_0(T) = A_0 T^{n_0} \exp\left(-\frac{E_0}{RT}\right)$$

$$k_\infty(T) = A_\infty T^{n_\infty} \exp\left(-\frac{E_\infty}{RT}\right)$$

and  $[M] \approx P/RT$  is the concentration of the bath gas. The Arrhenius expressions  $k_0(T)$  and  $k_\infty(T)$  represent the low-pressure and high-pressure limit kinetics, respectively. The broadening factor  $F$  is computed via

$$\log F = \left\{ 1 + \left[ \frac{\log P_r + c}{n - d(\log P_r + c)} \right]^2 \right\}^{-1} \log F_{\text{cent}}$$

$$c = -0.4 - 0.67 \log F_{\text{cent}}$$

$$n = 0.75 - 1.27 \log F_{\text{cent}}$$

$$d = 0.14$$

$$F_{\text{cent}} = (1 - \alpha) \exp(-T/T_3) + \alpha \exp(-T/T_1) + \exp(-T_2/T)$$

**Pmax**

The maximum pressure at which the model is valid, or None if not defined.

**Pmin**

The minimum pressure at which the model is valid, or None if not defined.

**T1**

The Troe  $T_1$  parameter.

**T2**

The Troe  $T_2$  parameter.

**T3**

The Troe  $T_3$  parameter.

**Tmax**

The maximum temperature at which the model is valid, or None if not defined.

**Tmin**

The minimum temperature at which the model is valid, or None if not defined.

**alpha**

'double'

**Type** alpha

**arrheniusHigh**

rmgpy.kinetics.arrhenius.Arrhenius

**Type** arrheniusHigh

**arrheniusLow**

rmgpy.kinetics.arrhenius.Arrhenius

**Type** arrheniusLow

**change\_rate**(*self*, *double factor*)

Changes kinetics rate by a multiple factor.

**comment**

unicode

**Type** comment**discrepancy**(*self*, *KineticsModel other\_kinetics*) → double

Returns some measure of the discrepancy based on two different reaction models.

**efficiencies**

dict

**Type** efficiencies**get\_cantera\_efficiencies**(*self*, *species\_list*)Returns a dictionary containing the collider efficiencies for this PDepKineticsModel object suitable for setting the efficiencies in the following cantera reaction objects: *ThreeBodyReaction*, *FalloffReaction*, *ChemicallyActivatedReaction***get\_effective\_collider\_efficiencies**(*self*, *list species*) → ndarray

Return the effective collider efficiencies for all species in the form of a numpy array. This function helps assist rapid effective pressure calculations in the solver.

**get\_effective\_pressure**(*self*, *double P*, *list species*, *ndarray fractions*) → doubleReturn the effective pressure in Pa for a system at a given pressure *P* in Pa composed of the given list of *species* (Species or Molecule objects) with the given *fractions*.**get\_rate\_coefficient**(*self*, *double T*, *double P=0.0*) → doubleReturn the value of the rate coefficient  $k(T)$  in units of  $\text{m}^3$ , mol, and s at the specified temperature *T* in K and pressure *P* in Pa. If you wish to consider collision efficiencies, then you should first use [get\\_effective\\_pressure\(\)](#) to compute the effective pressure, and pass that value as the pressure to this method.**highPLimit**

rmgpy.kinetics.model.KineticsModel

**Type** highPLimit**is\_identical\_to**(*self*, *KineticsModel other\_kinetics*) → bool

Checks to see if kinetics matches that of other kinetics and returns True if coeffs, kunits, Tmin,

**is\_pressure\_dependent**(*self*) → bool

Return True since all objects derived from PDepKineticsModel represent pressure-dependent kinetics.

**is\_pressure\_valid**(*self*, *double P*) → boolReturn True if the pressure *P* in Pa is within the valid pressure range of the kinetic data, or False if not. If the minimum and maximum pressure are not defined, True is returned.**is\_similar\_to**(*self*, *KineticsModel other\_kinetics*) → bool

Returns True if rates of reaction at temperatures 500,1000,1500,2000 K and 1 and 10 bar are within +/- .5 for log(k), in other words, within a factor of 3.

**is\_temperature\_valid**(*self*, *double T*) → boolReturn True if the temperature *T* in K is within the valid temperature range of the kinetic data, or False if not. If the minimum and maximum temperature are not defined, True is returned.**set\_cantera\_kinetics**(*self*, *ct\_reaction*, *species\_list*)

Sets the efficiencies, kinetics, and troe falloff parameters for a cantera FalloffReaction.

**to\_html**(*self*)

Return an HTML rendering.

**uncertainty**

rmgpy.kinetics.uncertainties.RateUncertainty

Type uncertainty

### rmgpy.kinetics.Wigner

**class** rmgpy.kinetics.**Wigner**(*frequency*)

A tunneling model based on the Wigner formula. The attributes are:

Attribute	Description
<i>frequency</i>	The imaginary frequency of the transition state

An early formulation for incorporating the effect of tunneling is that of Wigner [1932Wigner]:

$$\kappa(T) = 1 + \frac{1}{24} \left( \frac{h |\nu_{\text{TS}}|}{k_{\text{B}} T} \right)^2$$

where  $h$  is the Planck constant,  $\nu_{\text{TS}}$  is the negative frequency,  $k_{\text{B}}$  is the Boltzmann constant, and  $T$  is the absolute temperature.

The Wigner formula represents the first correction term in a perturbative expansion for a parabolic barrier [1959Bell], and is therefore only accurate in the limit of a small tunneling correction. There are many cases for which the tunneling correction is very large; for these cases the Wigner model is inappropriate.

**calculate\_tunneling\_factor**(*self*, *double T*) → double

Calculate and return the value of the Wigner tunneling correction for the reaction at the temperature  $T$  in K.

**calculate\_tunneling\_function**(*self*, *ndarray Elist*) → ndarray

Raises `NotImplementedError`, as the Wigner tunneling model does not have a well-defined energy-dependent tunneling function.

**frequency**

The negative frequency along the reaction coordinate.

### rmgpy.kinetics.Eckart

**class** rmgpy.kinetics.**Eckart**(*frequency*, *E0\_reac*, *E0\_TS*, *E0\_prod=None*)

A tunneling model based on the Eckart model. The attributes are:

Attribute	Description
<i>frequency</i>	The imaginary frequency of the transition state
<i>E0_reac</i>	The ground-state energy of the reactants
<i>E0_TS</i>	The ground-state energy of the transition state
<i>E0_prod</i>	The ground-state energy of the products

If *E0\_prod* is not given, it is assumed to be the same as the reactants; this results in the so-called “symmetric” Eckart model. Providing *E0\_prod*, and thereby using the “asymmetric” Eckart model, is the recommended approach.

The Eckart tunneling model is based around a potential of the form

$$V(x) = \frac{\hbar^2}{2m} \left[ \frac{Ae^x}{1 + e^x} + \frac{Be^x}{(1 + e^x)^2} \right]$$

where  $x$  represents the reaction coordinate and  $A$  and  $B$  are parameters. The potential is symmetric if  $A = 0$  and asymmetric if  $A \neq 0$ . If we add the constraint  $|B| > |A|$  then the potential has a maximum at

$$x_{\max} = \ln \left( \frac{B + A}{B - A} \right)$$

$$V(x_{\max}) = \frac{\hbar^2}{2m} \frac{(A + B)^2}{4B}$$

The one-dimensional Schrodinger equation with the Eckart potential is analytically solvable. The resulting microcanonical tunneling factor  $\kappa(E)$  is a function of the total energy of the molecular system:

$$\kappa(E) = 1 - \frac{\cosh(2\pi a - 2\pi b) + \cosh(2\pi d)}{\cosh(2\pi a + 2\pi b) + \cosh(2\pi d)}$$

where

$$2\pi a = \frac{2\sqrt{\alpha_1 \xi}}{\alpha_1^{-1/2} + \alpha_2^{-1/2}}$$

$$2\pi b = \frac{2\sqrt{|(\xi - 1)\alpha_1 + \alpha_2|}}{\alpha_1^{-1/2} + \alpha_2^{-1/2}}$$

$$2\pi d = 2\sqrt{|\alpha_1 \alpha_2 - 4\pi^2/16|}$$

$$\alpha_1 = 2\pi \frac{\Delta V_1}{h |\nu_{\text{TS}}|}$$

$$\alpha_2 = 2\pi \frac{\Delta V_2}{h |\nu_{\text{TS}}|}$$

$$\xi = \frac{E}{\Delta V_1}$$

$\Delta V_1$  and  $\Delta V_2$  are the thermal energy difference between the transition state and the reactants and products, respectively;  $\nu_{\text{TS}}$  is the negative frequency,  $h$  is the Planck constant.

Applying a Laplace transform gives the canonical tunneling factor as a function of temperature  $T$  (expressed as  $\beta \equiv 1/k_{\text{B}}T$ ):

$$\kappa(T) = e^{\beta \Delta V_1} \int_0^{\infty} \kappa(E) e^{-\beta E} dE$$

If product data is not available, then it is assumed that  $\alpha_2 \approx \alpha_1$ .

The Eckart correction requires information about the reactants as well as the transition state. For best results, information about the products should also be given. (The former is called the symmetric Eckart correction, the latter the asymmetric Eckart correction.) This extra information allows the Eckart correction to generally give a better result than the Wigner correction.

#### **E0\_TS**

The ground-state energy of the transition state.

#### **E0\_prod**

The ground-state energy of the products.

#### **E0\_reac**

The ground-state energy of the reactants.

**calculate\_tunneling\_factor** (*self*, *double T*)  $\rightarrow$  double

Calculate and return the value of the Eckart tunneling correction for the reaction at the temperature  $T$  in K.

**calculate\_tunneling\_function**(*self*, *ndarray Elist*) → ndarray

Calculate and return the value of the Eckart tunneling function for the reaction at the energies *e\_list* in J/mol.

**frequency**

The negative frequency along the reaction coordinate.

## 1.6 Molecular representations (rmgpy.molecule)

The *rmgpy.molecule* subpackage contains classes and functions for working with molecular representations, particularly using chemical graph theory.

### 1.6.1 Graphs

Class	Description
<i>Vertex</i>	A generic vertex (node) in a graph
<i>Edge</i>	A generic edge (arc) in a graph
<i>Graph</i>	A generic graph data type

### 1.6.2 Graph isomorphism

Class	Description
<i>VF2</i>	Graph isomorphism using the VF2 algorithm

### 1.6.3 Elements and atom types

Class/Function	Description
<i>Element</i>	A model of a chemical element
<i>get_element()</i>	Return the <i>Element</i> object for a given atomic number or symbol
<i>AtomType</i>	A model of an atom type: an element and local bond structure
<i>get_atomtype()</i>	Return the <i>AtomType</i> object for a given atom in a molecule

### 1.6.4 Molecules

Class	Description
<i>Atom</i>	An atom in a molecule
<i>Bond</i>	A bond in a molecule
<i>Molecule</i>	A molecular structure represented using a chemical graph

## 1.6.5 Functional groups

Class	Description
<i>GroupAtom</i>	An atom in a functional group
<i>GroupBond</i>	A bond in a functional group
<i>Group</i>	A functional group structure represented using a chemical graph

## 1.6.6 Molecule Utilities

Class	Description
<i>rmgpy.molecule.resonance</i>	Resonance structure generation methods
<i>rmgpy.molecule.kekulize</i>	Kekule structure generation
<i>rmgpy.molecule.filtration</i>	Resonance structure filtration methods
<i>rmgpy.molecule.pathfinder</i>	Resonance path enumeration
<i>rmgpy.molecule.converter</i>	Molecule object converter (RDKit/OpenBabel)
<i>rmgpy.molecule.translator</i>	Molecule string representation translator

## 1.6.7 Adjacency lists

Function	Description
<i>from_adjacency_list()</i>	Convert an adjacency list to a set of atoms and bonds
<i>to_adjacency_list()</i>	Convert a set of atoms and bonds to an adjacency list

## 1.6.8 Symmetry numbers

Class	Description
<i>calculate_atom_symmetry_number()</i>	Calculate the atom-centered symmetry number for an atom in a molecule
<i>calculate_bond_symmetry_number()</i>	Calculate the bond-centered symmetry number for a bond in a molecule
<i>calculate_axis_symmetry_number()</i>	Calculate the axis-centered symmetry number for a double bond axis in a molecule
<i>calculate_cyclic_symmetry_number()</i>	Calculate the ring-centered symmetry number for a ring in a molecule
<i>calculate_symmetry_number()</i>	Calculate the total internal + external symmetry number for a molecule

## 1.6.9 Molecule and reaction drawing

Class	Description
<i>MoleculeDrawer</i>	Draw the skeletal formula of a molecule
<i>ReactionDrawer</i>	Draw a chemical reaction

**rmgpy.molecule.graph.Vertex****class** rmgpy.molecule.graph.Vertex

A base class for vertices in a graph. Contains several connectivity values useful for accelerating isomorphism searches, as proposed by [Morgan \(1965\)](#).

Attribute	Type	Description
<i>connectivity1</i>	int	The number of nearest neighbors
<i>connectivity2</i>	int	The sum of the neighbors' <i>connectivity1</i> values
<i>connectivity3</i>	int	The sum of the neighbors' <i>connectivity2</i> values
<i>edges</i>	dict	Dictionary of edges with keys being neighboring vertices
<i>sorting_label</i>	int	An integer label used to sort the vertices

**copy()**

Return a copy of the vertex. The default implementation assumes that no semantic information is associated with each vertex, and therefore simply returns a new *Vertex* object.

**equivalent**(*other*, *strict*)

Return True if two vertices *self* and *other* are semantically equivalent, or False if not. You should reimplement this function in a derived class if your vertices have semantic information.

**is\_specific\_case\_of**(*other*)

Return True if *self* is semantically more specific than *other*, or False if not. You should reimplement this function in a derived class if your edges have semantic information.

**reset\_connectivity\_values()**

Reset the cached structure information for this vertex.

**rmgpy.molecule.graph.Edge****class** rmgpy.molecule.graph.Edge

A base class for edges in a graph. The vertices which comprise the edge can be accessed using the *vertex1* and *vertex2* attributes.

**copy()**

Return a copy of the edge. The default implementation assumes that no semantic information is associated with each edge, and therefore simply returns a new *Edge* object. Note that the vertices are not copied in this implementation.

**equivalent**(*other*)

Return True if two edges *self* and *other* are semantically equivalent, or False if not. You should reimplement this function in a derived class if your edges have semantic information.

**get\_other\_vertex**(*vertex*)

Given a vertex that makes up part of the edge, return the other vertex. Raise a *ValueError* if the given vertex is not part of the edge.

**is\_specific\_case\_of**(*other*)

Return True if *self* is semantically more specific than *other*, or False if not. You should reimplement this function in a derived class if your edges have semantic information.

## rmgpy.molecule.graph.Graph

### class rmgpy.molecule.graph.Graph

A graph data type. The vertices of the graph are stored in a list *vertices*; this provides a consistent traversal order. A single edge can be accessed using the *get\_edge()* method or by accessing specific vertices using *vertex1.edges[vertex2]*; in either case, an exception will be raised if the edge does not exist. All edges of a vertex can be accessed using the *get\_edges()* method or *vertex.edges*.

#### **add\_edge**(*edge*)

Add an *edge* to the graph. The two vertices in the edge must already exist in the graph, or a `ValueError` is raised.

#### **add\_vertex**(*vertex*)

Add a *vertex* to the graph. The vertex is initialized with no edges.

#### **copy**(*deep*)

Create a copy of the current graph. If *deep* is `True`, a deep copy is made: copies of the vertices and edges are used in the new graph. If *deep* is `False` or not specified, a shallow copy is made: the original vertices and edges are used in the new graph.

#### **copy\_and\_map**()

Create a deep copy of the current graph, and return the dict 'mapping'. Method was modified from `Graph.copy()` method

#### **find\_isomorphism**(*other, initial\_map, save\_order, strict*)

Returns `True` if *other* is subgraph isomorphic and `False` otherwise, and the matching mapping. Uses the VF2 algorithm of Vento and Foggia.

##### Parameters

- **initial\_map** (*dict, optional*) – initial atom mapping to use
- **save\_order** (*bool, optional*) – if `True`, reset atom order after performing atom isomorphism
- **strict** (*bool, optional*) – if `False`, perform isomorphism ignoring electrons

#### **find\_subgraph\_isomorphisms**(*other, initial\_map, save\_order*)

Returns `True` if *other* is subgraph isomorphic and `False` otherwise. Also returns the lists all of valid mappings.

Uses the VF2 algorithm of Vento and Foggia.

#### **get\_all\_cycles**(*starting\_vertex*)

Given a starting vertex, returns a list of all the cycles containing that vertex.

This function returns a duplicate of each cycle because `[0,1,2,3]` is counted as separate from `[0,3,2,1]`

#### **get\_all\_cycles\_of\_size**(*size*)

Return a list of the all non-duplicate rings with length 'size'. The algorithm implements was adapted from a description by Fan, Panaye, Doucet, and Barbu (doi: 10.1021/ci00015a002)

B. T. Fan, A. Panaye, J. P. Doucet, and A. Barbu. "Ring Perception: A New Algorithm for Directly Finding the Smallest Set of Smallest Rings from a Connection Table." *J. Chem. Inf. Comput. Sci.* **33**, p. 657-662 (1993).

#### **get\_all\_cyclic\_vertices**()

Returns all vertices belonging to one or more cycles.

#### **get\_all\_edges**()

Returns a list of all edges in the graph.



**get\_all\_polycyclic\_vertices()**

Return all vertices belonging to two or more cycles, fused or spirocyclic.

**get\_all\_simple\_cycles\_of\_size(size)**

Return a list of all non-duplicate monocyclic rings with length 'size'.

Naive approach by eliminating polycyclic rings that are returned by `getAllCyclicsOfSize`.

**get\_disparate\_cycles()**

Get all disjoint monocyclic and polycyclic cycle clusters in the molecule. Takes the RC and recursively merges all cycles which share vertices.

Returns: `monocyclic_cycles`, `polycyclic_cycles`

**get\_edge(vertex1, vertex2)**

Returns the edge connecting vertices `vertex1` and `vertex2`.

**get\_edges(vertex)**

Return a dictionary of the edges involving the specified `vertex`.

**get\_edges\_in\_cycle(vertices, sort)**

For a given list of atoms comprising a ring, return the set of bonds connecting them, in order around the ring.

If `sort=True`, then sort the vertices to match their connectivity. Otherwise, assumes that they are already sorted, which is true for cycles returned by `get_relevant_cycles` or `get_smallest_set_of_smallest_rings`.

**get\_largest\_ring(vertex)**

returns the largest ring containing vertex. This is typically useful for finding the longest path in a polycyclic ring, since the polycyclic rings returned from `get_polycycles` are not necessarily in order in the ring structure.

**get\_max\_cycle\_overlap()**

Return the maximum number of vertices that are shared between any two cycles in the graph. For example, if there are only disparate monocycles or no cycles, the maximum overlap is zero; if there are "spiro" cycles, it is one; if there are "fused" cycles, it is two; and if there are "bridged" cycles, it is three.

**get\_monocycles()**

Return a list of cycles that are monocyclic.

**get\_polycycles()**

Return a list of cycles that are polycyclic. In other words, merge the cycles which are fused or spirocyclic into a single polycyclic cycle, and return only those cycles. Cycles which are not polycyclic are not returned.

**get\_relevant\_cycles()**

Returns the set of relevant cycles as a list of lists. Uses `RingDecomposerLib` for ring perception.

Kolodzik, A.; Urbaczek, S.; Rarey, M. Unique Ring Families: A Chemically Meaningful Description of Molecular Ring Topologies. *J. Chem. Inf. Model.*, 2012, 52 (8), pp 2013-2021

Flachsenberg, F.; Andresen, N.; Rarey, M. RingDecomposerLib: An Open-Source Implementation of Unique Ring Families and Other Cycle Bases. *J. Chem. Inf. Model.*, 2017, 57 (2), pp 122-126

**get\_smallest\_set\_of\_smallest\_rings()**

Returns the smallest set of smallest rings as a list of lists. Uses `RingDecomposerLib` for ring perception.

Kolodzik, A.; Urbaczek, S.; Rarey, M. Unique Ring Families: A Chemically Meaningful Description of Molecular Ring Topologies. *J. Chem. Inf. Model.*, 2012, 52 (8), pp 2013-2021

Flachsenberg, F.; Andresen, N.; Rarey, M. RingDecomposerLib: An Open-Source Implementation of Unique Ring Families and Other Cycle Bases. *J. Chem. Inf. Model.*, 2017, 57 (2), pp 122-126

**has\_edge**(*vertex1*, *vertex2*)

Returns True if vertices *vertex1* and *vertex2* are connected by an edge, or False if not.

**has\_vertex**(*vertex*)

Returns True if *vertex* is a vertex in the graph, or False if not.

**is\_cyclic**()

Return True if one or more cycles are present in the graph or False otherwise.

**is\_edge\_in\_cycle**(*edge*)

Return True if the edge between vertices *vertex1* and *vertex2* is in one or more cycles in the graph, or False if not.

**is\_isomorphic**(*other*, *initial\_map*, *save\_order*, *strict*)

Returns True if two graphs are isomorphic and False otherwise. Uses the VF2 algorithm of Vento and Foggia.

#### Parameters

- **initial\_map** (*dict*, *optional*) – initial atom mapping to use
- **save\_order** (*bool*, *optional*) – if True, reset atom order after performing atom isomorphism
- **strict** (*bool*, *optional*) – if False, perform isomorphism ignoring electrons

**is\_mapping\_valid**(*other*, *mapping*, *equivalent*, *strict*)

Check that a proposed *mapping* of vertices from *self* to *other* is valid by checking that the vertices and edges involved in the mapping are mutually equivalent. If *equivalent* is True it checks if atoms and edges are equivalent, if False it checks if they are specific cases of each other. If *strict* is True, electrons and bond orders are considered, and ignored if False.

**is\_subgraph\_isomorphic**(*other*, *initial\_map*, *save\_order*)

Returns True if *other* is subgraph isomorphic and False otherwise. Uses the VF2 algorithm of Vento and Foggia.

**is\_vertex\_in\_cycle**(*vertex*)

Return True if the given *vertex* is contained in one or more cycles in the graph, or False if not.

**merge**(*other*)

Merge two graphs so as to store them in a single Graph object.

**remove\_edge**(*edge*)

Remove the specified *edge* from the graph. Does not remove vertices that no longer have any edges as a result of this removal.

**remove\_vertex**(*vertex*)

Remove *vertex* and all edges associated with it from the graph. Does not remove vertices that no longer have any edges as a result of this removal.

**reset\_connectivity\_values**()

Reset any cached connectivity information. Call this method when you have modified the graph.

**restore\_vertex\_order**()

reorder the vertices to what they were before sorting if you saved the order

**sort\_cyclic\_vertices**(*vertices*)

Given a list of vertices comprising a cycle, sort them such that adjacent entries in the list are connected to each other. Warning: Assumes that the cycle is elementary, ie. no bridges.

**sort\_vertices**(*save\_order*)

Sort the vertices in the graph. This can make certain operations, e.g. the isomorphism functions, much more efficient.

**split()**

Convert a single Graph object containing two or more unconnected graphs into separate graphs.

**update\_connectivity\_values()**

Update the connectivity values for each vertex in the graph. These are used to accelerate the isomorphism checking.

**rmgpy.molecule.vf2.VF2****class** rmgpy.molecule.vf2.VF2

An implementation of the second version of the Vento-Foggia (VF2) algorithm for graph and subgraph isomorphism.

**feasible**(*vertex1*, *vertex2*)

Return True if vertex *vertex1* from the first graph is a feasible match for vertex *vertex2* from the second graph, or False if not. The semantic and structural relationship of the vertices is evaluated, including several structural “look-aheads” that cheaply eliminate many otherwise feasible pairs.

**find\_isomorphism**(*graph1*, *graph2*, *initial\_mapping*, *save\_order*, *strict*)

Return a list of dicts of all valid isomorphism mappings from graph *graph1* to graph *graph2* with the optional initial mapping *initial\_mapping*. If no valid isomorphisms are found, an empty list is returned.

**find\_subgraph\_isomorphisms**(*graph1*, *graph2*, *initial\_mapping*, *save\_order*)

Return a list of dicts of all valid subgraph isomorphism mappings from graph *graph1* to subgraph *graph2* with the optional initial mapping *initial\_mapping*. If no valid subgraph isomorphisms are found, an empty list is returned.

**is\_isomorphic**(*graph1*, *graph2*, *initial\_mapping*, *save\_order*, *strict*)

Return True if graph *graph1* is isomorphic to graph *graph2* with the optional initial mapping *initial\_mapping*, or False otherwise.

**is\_subgraph\_isomorphic**(*graph1*, *graph2*, *initial\_mapping*, *save\_order*)

Return True if graph *graph1* is subgraph isomorphic to subgraph *graph2* with the optional initial mapping *initial\_mapping*, or False otherwise.

**rmgpy.molecule.Element****class** rmgpy.molecule.Element

A chemical element. The attributes are:

Attribute	Type	Description
<i>number</i>	int	The atomic number of the element
<i>symbol</i>	str	The symbol used for the element
<i>name</i>	str	The IUPAC name of the element
<i>mass</i>	float	The mass of the element in kg/mol
<i>cov_radius</i>	float	Covalent bond radius in Angstrom
<i>isotope</i>	int	The isotope integer of the element
<i>chemkin_name</i>	str	The chemkin compatible representation of the element

This class is specifically for properties that all atoms of the same element share. Ideally there is only one instance of this class for each element.

**rmgpy.molecule.get\_element**(*value*, *isotope*)

Return the *Element* object corresponding to the given parameter *value*. If an integer is provided, the value is

treated as the atomic number. If a string is provided, the value is treated as the symbol. An `ElementError` is raised if no matching element is found.

## rmgpy.molecule.AtomType

### class rmgpy.molecule.AtomType

A class for internal representation of atom types. Using unique objects rather than strings allows us to use fast pointer comparisons instead of slow string comparisons, as well as store extra metadata. In particular, we store metadata describing the atom type's hierarchy with regard to other atom types, and the atom types that can result when various actions involving this atom type are taken. The attributes are:

Attribute	Type	Description
<i>label</i>	str	A unique label for the atom type
<i>generic</i>	list	The atom types that are more generic than this one
<i>specific</i>	list	The atom types that are more specific than this one
<i>increment_bond</i>	list	The atom type(s) that result when an adjacent bond's order is incremented
<i>decrement_bond</i>	list	The atom type(s) that result when an adjacent bond's order is decremented
<i>form_bond</i>	list	The atom type(s) that result when a new single bond is formed to this atom type
<i>break_bond</i>	list	The atom type(s) that result when an existing single bond to this atom type is broken
<i>increment_radical</i>	list	The atom type(s) that result when the number of radical electrons is incremented
<i>decrement_radical</i>	list	The atom type(s) that result when the number of radical electrons is decremented
<i>increment_lone_pair</i>	list	The atom type(s) that result when the number of lone electron pairs is incremented
<i>decrement_lone_pair</i>	list	The atom type(s) that result when the number of lone electron pairs is decremented
The following features are what are required in a given atomtype. Any int in the list is acceptable. An empty list is a wildcard		
<i>single</i>	list	The total number of single bonds on the atom
<i>all_double</i>	list	The total number of double bonds on the atom
<i>r_double</i>	list	The number of double bonds to any non-oxygen, nonsulfur
<i>o_double</i>	list	The number of double bonds to oxygen
<i>s_double</i>	list	The number of double bonds to sulfur
<i>triple</i>	list	The total number of triple bonds on the atom
<i>quadruple</i>	list	The total number of quadruple bonds on the atom
<i>benzene</i>	list	The total number of benzene bonds on the atom
<i>lone_pairs</i>	list	The number of lone pairs on the atom
<i>charge</i>	list	The partial charge of the atom

#### equivalent(*other*)

Returns True if two atom types *atomType1* and *atomType2* are equivalent or False otherwise. This function respects wildcards, e.g. R!H is equivalent to C.

#### get\_features()

Returns a list of the features that are checked to determine atomtype

**is\_specific\_case\_of**(*other*)

Returns True if atom type *atomType1* is a specific case of atom type *atomType2* or False otherwise.

**rmgpy.molecule.get\_atomtype**(*atom*, *bonds*)

Determine the appropriate atom type for an *Atom* object *atom* with local bond structure *bonds*, a dict containing atom-bond pairs.

The atom type of an atom describes the atom itself and (often) something about the local bond structure around that atom. This is a useful semantic tool for accelerating graph isomorphism queries, and a useful shorthand when specifying molecular substructure patterns via an RMG-style adjacency list.

We define the following basic atom types:

Atom type	Description
<i>General atom types</i>	
R	any atom with any local bond structure
R!H	any non-hydrogen atom with any local bond structure
<i>Hydrogen atom types</i>	
H	hydrogen atom with up to one single bond
<i>Carbon atom types</i>	
C	carbon atom with any local bond structure
Ca	carbon atom with two lone pairs and no bonds
Cs	carbon atom with up to four single bonds
Csc	charged carbon atom with up to three single bonds
Cd	carbon atom with one double bond (not to O or S) and up to two single bonds
Cdc	charged carbon atom with one double bond and up to one single bond
C0	carbon atom with one double bond to oxygen and up to two single bonds
CS	carbon atom with one double bond to sulfur and up to two single bonds
Cdd	carbon atom with two double bonds
Ct	carbon atom with one triple bond and up to one single bond
Cb	carbon atom with up to two benzene bonds and up to one single bond
Cbf	carbon atom with three benzene bonds
C2s	carbon atom with one lone pair (valance 2) and up to two single bonds
C2sc	charged carbon atom with one lone pair (valance 2) and up to three single bonds
C2d	carbon atom with one lone pair (valance 2) and one double bond
C2dc	charged carbon atom with one lone pair (valance 2), one double bond and up to one single bond
C2tc	charged carbon atom with one lone pair (valance 2), one triple bond and up to one single bond
<i>Nitrogen atom types</i>	
N	nitrogen atom with any local bond structure
N0sc	charged nitrogen atom with three lone pairs (valance 0) with up to one single bond
N1s	nitrogen atom with two lone pairs (valance 1) and up to one single bond
N1sc	charged nitrogen atom with two lone pairs (valance 1) up to two single bonds
N1dc	charged nitrogen atom with two lone pairs (valance 1), one double bond and up to one single bond
N3s	nitrogen atom with one lone pair (valance 3) with up to three single bonds
N3d	nitrogen atom with one lone pair (valance 3), one double bond and up to two single bonds
N3t	nitrogen atom with one lone pair (valance 3) and one triple bond
N3b	nitrogen atom with one lone pair (valance 3) and two benzene bonds
N5sc	charged nitrogen atom with no lone pairs (valance 5) with up to four single bonds
N5dc	charged nitrogen atom with no lone pairs (valance 5), one double bond and up to three single bonds
N5ddc	charged nitrogen atom with with no lone pairs (valance 5) and two double bonds and up to one single bond
N5dddc	charged nitrogen atom with with no lone pairs (valance 5) and three double bonds and up to one single bond
N5tc	charged nitrogen atom with with no lone pairs (valance 5), one triple bond and up to two single bonds
N5b	nitrogen atom with with no lone pairs (valance 5) and two benzene bonds

Table 2 – continued from previous page

Atom type	Description
N5bd	nitrogen atom with with no lone pairs (valance 5), two benzene bonds, and
<i>Oxygen atom types</i>	
0	oxygen atom with any local bond structure
0a	oxygen atom with three lone pairs and no bonds
00sc	charged oxygen with three lone pairs (valance 0) and up to one single bond
00dc	charged oxygen atom with three lone pairs (valance 0) and one double bond
02s	oxygen atom with two lone pairs (valance 2) and up to two single bonds
02sc	charged oxygen atom with two lone pairs (valance 2) and up to one single bond
02d	oxygen atom with two lone pairs (valance 2) and one double bond
04sc	charged oxygen atom with one lone pair (valance 4) and up to three single bonds
04dc	charged oxygen atom with one lone pair (valance 4), one double bond and up to one single bond
04tc	charged oxygen atom with one lone pair (valance 4) and one triple bond
04b	oxygen atom with one lone pair (valance 4) and two benzene bonds
<i>Silicon atom types</i>	
Si	silicon atom with any local bond structure
Sis	silicon atom with four single bonds
Sid	silicon atom with one double bond (to carbon) and two single bonds
Si0	silicon atom with one double bond (to oxygen) and two single bonds
Sidd	silicon atom with two double bonds
Sit	silicon atom with one triple bond and one single bond
Sib	silicon atom with two benzene bonds and one single bond
Sibf	silicon atom with three benzene bonds
<i>Phosphorus atom types</i>	
P	phosphorus atom with any local bond structure
P0sc	charged phosphorus atom with three lone pairs (valance 0) and up to 1 single bond
P1s	phosphorus atom with two lone pairs (valance 1) and up to 1 single bond
P1sc	charged phosphorus atom with two lone pairs (valance 1) and up to 2 single bonds
P1dc	charged phosphorus atom with two lone pairs (valance 1) and 1 double bond
P3s	phosphorus atom with one lone pair (valance 3) and up to 3 single bonds
P3d	phosphorus atom with one lone pair (valance 3), 1 double bond and up to 1 single bond
P3t	phosphorus atom with one lone pair (valance 3) and 1 triple bond
P3b	phosphorus atom with one lone pair (valance 3) and 2 benzene bonds
P5s	phosphorus atom with no lone pairs (valance 5) and up to 5 single bonds
P5sc	charged phosphorus atom with no lone pairs (valance 5) and up to 6 single bonds
P5d	phosphorus atom with no lone pairs (valance 5), 1 double bond and up to 3 single bonds
P5dd	phosphorus atom with no lone pairs (valance 5), 2 double bonds and up to 1 single bond
P5dc	charged phosphorus atom with no lone pairs (valance 5), 1 double bond and up to 2 single bonds
P5ddc	charged phosphorus atom with no lone pairs (valance 5) and 2 double bonds
P5t	phosphorus atom with no lone pairs (valance 5), 1 triple bond and up to 2 single bonds
P5td	phosphorus atom with no lone pairs (valance 5), 1 triple bond and 1 double bond
P5tc	charged phosphorus atom with no lone pairs (valance 5), 1 triple bond and up to 1 single bond
P5b	phosphorus atom with no lone pairs (valance 5), 2 benzene bonds and up to 1 single bond
P5bd	phosphorus atom with no lone pairs (valance 5), 2 benzene bonds and 1 double bond
<i>Sulfur atom types</i>	
S	sulfur atom with any local bond structure
Sa	sulfur atom with three lone pairs and no bonds
S0sc	charged sulfur atom with three lone pairs (valance 0) and up to one single bond
S2s	sulfur atom with two lone pairs (valance 2) and up to two single bonds
S2sc	charged sulfur atom with two lone pairs (valance 2) and up to three single bonds

Table 2 – continued from previous page

Atom type	Description
S2d	sulfur atom with two lone pairs (valance 2) and one double bond
S2dc	charged sulfur atom with two lone pairs (valance 2), one double bond and u
S2tc	charged sulfur atom with two lone pairs (valance 2) and one triple bond
S4s	sulfur atom with one lone pair (valance 4) and up to four single bonds
S4sc	charged sulfur atom with one lone pair (valance 4) and up to five single bon
S4d	sulfur atom with one lone pair (valance 4), one double bond and up to two s
S4dd	sulfur atom with one lone pair (valance 4) and two double bonds
S4dc	charged sulfur atom with one lone pair (valance 4), one to three double bon
S4b	sulfur atom with one lone pair (valance 4) and two benzene bonds (one of t
S4t	sulfur atom with one lone pair (valance 4), one triple bond and up to one sin
S4tdc	charged sulfur atom with one lone pair (valance 4) one to two triple bonds,
S6s	sulfur atom with no lone pairs (valance 6) and up to six single bonds
S6sc	charged sulfur atom with no lone pairs (valance 6) and up to seven single b
S6d	sulfur atom with no lone pairs (valance 6), one double bond and up to four
S6dd	sulfur atom with no lone pairs (valance 6), two double bonds and up to two
S6ddd	sulfur atom with no lone pairs (valance 6) and three double bonds
S6dc	charged sulfur atom with no lone pairs (valance 6), one to three double bon
S6t	sulfur atom with no lone pairs (valance 6), one triple bond and up to three s
S6td	sulfur atom with no lone pairs (valance 6), one triple bond, one double bon
S6tt	sulfur atom with no lone pairs (valance 6) and two triple bonds
S6tdc	charged sulfur atom with no lone pairs (valance 6), one to two triple bonds,
<i>Chlorine atom types</i>	
Cl	chlorine atom with any local bond structure
Cl1s	chlorine atom with three lone pairs and zero to one single bonds
<i>Bromine atom types</i>	
Br	bromine atom with any local bond structure
Br1s	bromine atom with three lone pairs and zero to one single bonds
<i>Iodine atom types</i>	
I	iodine atom with any local bond structure
I1s	iodine atom with three lone pairs and zero to one single bonds
<i>Fluorine atom types</i>	
F	fluorine atom with any local bond structure
F1s	fluorine atom with three lone pairs and zero to one single bonds

## Reaction recipes

A reaction recipe is a procedure for applying a reaction to a set of chemical species. Each reaction recipe is made up of a set of actions that, when applied sequentially, a set of chemical reactants to chemical products via that reaction's characteristic chemical process. Each action requires a small set of parameters in order to be fully defined.

We define the following reaction recipe actions:

Action name	Arguments	Action
CHANGE_BOND	<i>center1</i> , <i>order</i> , <i>center2</i>	change the bond order of the bond between <i>center1</i> and <i>center2</i> by <i>order</i> ; do not break or form bonds
FORM_BOND	<i>center1</i> , <i>order</i> , <i>center2</i>	form a new bond between <i>center1</i> and <i>center2</i> of type <i>order</i>
BREAK_BOND	<i>center1</i> , <i>order</i> , <i>center2</i>	break the bond between <i>center1</i> and <i>center2</i> , which should be of type <i>order</i>
GAIN_RADICAL	<i>center</i> , <i>radical</i>	increase the number of free electrons on <i>center</i> by <i>radical</i>
LOSE_RADICAL	<i>center</i> , <i>radical</i>	decrease the number of free electrons on <i>center</i> by <i>radical</i>

## rmgpy.molecule.Atom

**class** rmgpy.molecule.Atom

An atom. The attributes are:

Attribute	Type	Description
<i>atomtype</i>	<i>AtomType</i>	The <i>atom type</i>
<i>element</i>	<i>Element</i>	The chemical element the atom represents
<i>radical_electrons</i>	short	The number of radical electrons
<i>charge</i>	short	The formal charge of the atom
<i>label</i>	str	A string label that can be used to tag individual atoms
<i>coords</i>	numpy array	The (x,y,z) coordinates in Angstrom
<i>lone_pairs</i>	short	The number of lone electron pairs
<i>id</i>	int	Number assignment for atom tracking purposes
<i>bonds</i>	dict	Dictionary of bond objects with keys being neighboring atoms
<i>props</i>	dict	Dictionary for storing additional atom properties
<i>mass</i>	int	atomic mass of element (read only)
<i>number</i>	int	atomic number of element (read only)
<i>symbol</i>	str	atomic symbol of element (read only)

Additionally, the *mass*, *number*, and *symbol* attributes of the atom's element can be read (but not written) directly from the atom object, e.g. `atom.symbol` instead of `atom.element.symbol`.

### **apply\_action**(*action*)

Update the atom pattern as a result of applying *action*, a tuple containing the name of the reaction recipe action along with any required parameters. The available actions can be found [here](#).

### **copy**()

Generate a deep copy of the current atom. Modifying the attributes of the copy will not affect the original.

### **decrement\_lone\_pairs**()

Update the lone electron pairs pattern as a result of applying a LOSE\_PAIR action.

### **decrement\_radical**()

Update the atom pattern as a result of applying a LOSE\_RADICAL action, where *radical* specifies the number of radical electrons to remove.

### **equivalent**(*other*, *strict*)

Return True if *other* is indistinguishable from this atom, or False otherwise. If *other* is an *Atom* object, then all attributes except *label* and 'ID' must match exactly. If *other* is an *GroupAtom* object, then the atom must match any of the combinations in the atom pattern. If *strict* is False, then only the element is compared and electrons are ignored.



**get\_total\_bond\_order()**

This helper function is to help calculate total bond orders for an input atom.

Some special consideration for the order  $B$  bond. For atoms having three  $B$  bonds, the order for each is  $4/3.0$ , while for atoms having other than three  $B$  bonds, the order for each is  $3/2.0$

**increment\_lone\_pairs()**

Update the lone electron pairs pattern as a result of applying a GAIN\_PAIR action.

**increment\_radical()**

Update the atom pattern as a result of applying a GAIN\_RADICAL action, where *radical* specifies the number of radical electrons to add.

**is\_carbon()**

Return True if the atom represents a carbon atom or False if not.

**is\_chlorine()**

Return True if the atom represents a chlorine atom or False if not.

**is\_fluorine()**

Return True if the atom represents a fluorine atom or False if not.

**is\_hydrogen()**

Return True if the atom represents a hydrogen atom or False if not.

**is\_iodine()**

Return True if the atom represents an iodine atom or False if not.

**is\_nitrogen()**

Return True if the atom represents a nitrogen atom or False if not.

**is\_non\_hydrogen()**

Return True if the atom does not represent a hydrogen atom or False if it does.

**is\_nos()**

Return True if the atom represent either nitrogen, sulfur, or oxygen False if it does not.

**is\_oxygen()**

Return True if the atom represents an oxygen atom or False if not.

**is\_phosphorus()**

Return True if the atom represents a phosphorus atom or False if not.

**is\_silicon()**

Return True if the atom represents a silicon atom or False if not.

**is\_specific\_case\_of(*other*)**

Return True if *self* is a specific case of *other*, or False otherwise. If *other* is an *Atom* object, then this is the same as the *equivalent()* method. If *other* is an *GroupAtom* object, then the atom must match or be more specific than any of the combinations in the atom pattern.

**is\_sulfur()**

Return True if the atom represents a sulfur atom or False if not.

**is\_surface\_site()**

Return True if the atom represents a surface site or False if not.

**reset\_connectivity\_values()**

Reset the cached structure information for this vertex.

**set\_lone\_pairs(*lone\_pairs*)**

Set the number of lone electron pairs.

**sorting\_key**

Returns a sorting key for comparing Atom objects. Read-only

**update\_charge()**

Update self.charge, according to the valence, and the number and types of bonds, radicals, and lone pairs.

**rmgpy.molecule.Bond****class rmgpy.molecule.Bond**

A chemical bond. The attributes are:

Attribute	Type	Description
<i>order</i>	float	The <i>bond type</i>
<i>atom1</i>	Atom	An Atom object connecting to the bond
<i>atom2</i>	Atom	An Atom object connecting to the bond

**apply\_action(action)**

Update the bond as a result of applying *action*, a tuple containing the name of the reaction recipe action along with any required parameters. The available actions can be found [here](#).

**copy()**

Generate a deep copy of the current bond. Modifying the attributes of the copy will not affect the original.

**decrement\_order()**

Update the bond as a result of applying a CHANGE\_BOND action to decrease the order by one.

**equivalent(other)**

Return True if *other* is indistinguishable from this bond, or False otherwise. *other* can be either a *Bond* or a *GroupBond* object.

**get\_bde()**

estimate the bond dissociation energy in J/mol of the bond based on the order of the bond and the atoms involved in the bond

**get\_bond\_string()**

Represent the bond object as a string (eg. 'C#N'). The returned string is independent of the atom ordering, with the atom labels in alphabetical order (i.e. 'C-H' is possible but not 'H-C'):return: str

**get\_order\_num()**

returns the bond order as a number

**get\_order\_str()**

returns a string representing the bond order

**get\_other\_vertex(vertex)**

Given a vertex that makes up part of the edge, return the other vertex. Raise a ValueError if the given vertex is not part of the edge.

**increment\_order()**

Update the bond as a result of applying a CHANGE\_BOND action to increase the order by one.

**is\_benzene()**

Return True if the bond represents a benzene bond or False if not.

**is\_double()**

Return True if the bond represents a double bond or False if not.

**is\_hydrogen\_bond()**

Return True if the bond represents a hydrogen bond or False if not.

**is\_order**(*other\_order*)

Return True if the bond is of order *other\_order* or False if not. This compares floats that takes into account floating point error

NOTE: we can replace the absolute value relation with `math.isclose` when we switch to python 3.5+

**is\_quadruple**()

Return True if the bond represents a quadruple bond or False if not.

**is\_single**()

Return True if the bond represents a single bond or False if not.

**is\_specific\_case\_of**(*other*)

Return True if *self* is a specific case of *other*, or False otherwise. *other* can be either a *Bond* or a *GroupBond* object.

**is\_triple**()

Return True if the bond represents a triple bond or False if not.

**is\_van\_der\_waals**()

Return True if the bond represents a van der Waals bond or False if not.

**set\_order\_num**(*new\_order*)

change the bond order with a number

**set\_order\_str**(*new\_order*)

set the bond order using a valid bond-order character

**sorting\_key**

Returns a sorting key for comparing Bond objects. Read-only

## Bond types

The bond type simply indicates the order of a chemical bond. We define the following bond types:

Bond type	Description
S	a single bond
D	a double bond
T	a triple bond
B	a benzene bond

## rmgpy.molecule.Molecule

### class rmgpy.molecule.Molecule

A representation of a molecular structure using a graph data type, extending the Graph class. Attributes are:

Attribute	Type	Description
<i>atoms</i>	list	A list of Atom objects in the molecule
<i>symmetry_number</i>	float	The (estimated) external + internal symmetry number of the molecule, modified for chirality
<i>multiplicity</i>	int	The multiplicity of this species, $\text{multiplicity} = 2 * \text{total\_spin} + 1$
<i>reactive</i>	bool	<b>True (by default) if the molecule participates in reactions.</b> It is set to False by the filtration functions if a non representative resonance structure was generated by a template reaction
<i>props</i>	dict	A list of properties describing the state of the molecule.
<i>inchi</i>	str	A string representation of the molecule in InChI
<i>smiles</i>	str	A string representation of the molecule in SMILES
<i>fingerprint</i>	str	A representation for fast comparison, set as molecular formula

A new molecule object can be easily instantiated by passing the *smiles* or *inchi* string representing the molecular structure.

**add\_atom(*atom*)**

Add an *atom* to the graph. The atom is initialized with no bonds.

**add\_bond(*bond*)**

Add a *bond* to the graph as an edge connecting the two atoms *atom1* and *atom2*.

**add\_edge(*edge*)**

Add an *edge* to the graph. The two vertices in the edge must already exist in the graph, or a `ValueError` is raised.

**add\_vertex(*vertex*)**

Add a *vertex* to the graph. The vertex is initialized with no edges.

**assign\_atom\_ids()**

Assigns an index to every atom in the molecule for tracking purposes. Uses entire range of cython's integer values to reduce chance of duplicates

**atom\_ids\_valid()**

Checks to see if the atom IDs are valid in this structure

**atoms**

List of atoms contained in the current molecule.

Renames the inherited vertices attribute of Graph.

**calculate\_cp0()**

Return the value of the heat capacity at zero temperature in J/mol\*K.

**calculate\_cpinf()**

Return the value of the heat capacity at infinite temperature in J/mol\*K.

**calculate\_symmetry\_number()**

Return the symmetry number for the structure. The symmetry number includes both external and internal modes.

**clear\_labeled\_atoms()**

Remove the labels from all atoms in the molecule.

**connect\_the\_dots** (*critical\_distance\_factor, raise\_atomtype\_exception*)

Delete all bonds, and set them again based on the Atoms' coords. Does not detect bond type.

**contains\_labeled\_atom** (*label*)

Return True if the molecule contains an atom with the label *label* and False otherwise.

**contains\_surface\_site()**

Returns True iff the molecule contains an 'X' surface site.

**copy** (*deep*)

Create a copy of the current graph. If *deep* is True, a deep copy is made: copies of the vertices and edges are used in the new graph. If *deep* is False or not specified, a shallow copy is made: the original vertices and edges are used in the new graph.

**copy\_and\_map** ()

Create a deep copy of the current graph, and return the dict 'mapping'. Method was modified from Graph.copy() method

**count\_aromatic\_rings** ()

Count the number of aromatic rings in the current molecule, as determined by the benzene bond type. This is purely dependent on representation and is unrelated to the actual aromaticity of the molecule.

Returns an integer corresponding to the number of aromatic rings.

**count\_internal\_rotors** ()

Determine the number of internal rotors in the structure. Any single bond not in a cycle and between two atoms that also have other bonds are considered to be internal rotors.

**delete\_hydrogens** ()

Irreversibly delete all non-labeled hydrogens without updating connectivity values. If there's nothing but hydrogens, it does nothing. It destroys information; be careful with it.

**draw** (*path*)

Generate a pictorial representation of the chemical graph using the draw module. Use *path* to specify the file to save the generated image to; the image type is automatically determined by extension. Valid extensions are .png, .svg, .pdf, and .ps; of these, the first is a raster format and the remainder are vector formats.

**enumerate\_bonds** ()

Count the number of each type of bond (e.g. 'C-H', 'C=C') present in the molecule :return: dictionary, with bond strings as keys and counts as values

**find\_h\_bonds** ()

generates a list of (new-existing H bonds ignored) possible Hbond coordinates [(i1,j1),(i2,j2),...] where i and j values correspond to the indexes of the atoms involved, Hbonds are allowed if they meet the following constraints:

- 1) between a H and [O,N] atoms
- 2) the hydrogen is covalently bonded to an O or N
- 3) the Hydrogen bond must complete a ring with at least 5 members
- 4) An atom can only be hydrogen bonded to one other atom

**find\_isomorphism**(*other*, *initial\_map*, *save\_order*, *strict*)

Returns True if *other* is isomorphic and False otherwise, and the matching mapping. The *initialMap* attribute can be used to specify a required mapping from *self* to *other* (i.e. the atoms of *self* are the keys, while the atoms of *other* are the values). The returned mapping also uses the atoms of *self* for the keys and the atoms of *other* for the values. The *other* parameter must be a *Molecule* object, or a `TypeError` is raised.

**Parameters**

- **initial\_map** (*dict*, *optional*) – initial atom mapping to use
- **save\_order** (*bool*, *optional*) – if True, reset atom order after performing atom isomorphism
- **strict** (*bool*, *optional*) – if False, perform isomorphism ignoring electrons

**find\_subgraph\_isomorphisms**(*other*, *initial\_map*, *save\_order*)

Returns True if *other* is subgraph isomorphic and False otherwise. Also returns the lists all of valid mappings. The *initial\_map* attribute can be used to specify a required mapping from *self* to *other* (i.e. the atoms of *self* are the keys, while the atoms of *other* are the values). The returned mappings also use the atoms of *self* for the keys and the atoms of *other* for the values. The *other* parameter must be a *Group* object, or a `TypeError` is raised.

**fingerprint**

Fingerprint used to accelerate graph isomorphism comparisons with other molecules. The fingerprint is a short string containing a summary of selected information about the molecule. Two fingerprint strings matching is a necessary (but not sufficient) condition for the associated molecules to be isomorphic.

Use an expanded molecular formula to also enable sorting.

**from\_adjacency\_list**(*adjlist*, *saturate\_h*, *raise\_atomtype\_exception*, *raise\_charge\_exception*)

Convert a string adjacency list *adjlist* to a molecular structure. Skips the first line (assuming it's a label) unless *withLabel* is False.

**from\_augmented\_inchi**(*aug\_inchi*, *raise\_atomtype\_exception*)

Convert an Augmented InChI string *aug\_inchi* to a molecular structure.

**from\_inchi**(*inchistr*, *backend*, *raise\_atomtype\_exception*)

Convert an InChI string *inchistr* to a molecular structure.

**from\_smarts**(*smartsstr*, *raise\_atomtype\_exception*)

Convert a SMARTS string *smartsstr* to a molecular structure. Uses *RDKit* to perform the conversion. This Kekulizes everything, removing all aromatic atom types.

**from\_smiles**(*smilesstr*, *backend*, *raise\_atomtype\_exception*)

Convert a SMILES string *smilesstr* to a molecular structure.

**from\_xyz**(*atomic\_nums*, *coordinates*, *critical\_distance\_factor*, *raise\_atomtype\_exception*)

Create an RMG molecule from a list of coordinates and a corresponding list of atomic numbers. These are typically received from CCLib and the molecule is sent to *ConnectTheDots* so will only contain single bonds.

**generate\_h\_bonded\_structures**( )

generates a list of Hbonded molecular structures in addition to the constraints on Hydrogen bonds applied in the *find\_H\_Bonds* function the generated structures are constrained to:

- 1) An atom can only be hydrogen bonded to one other atom
- 2) Only two H-bonds can exist in a given molecule

the second is done to avoid explosive growth in the number of structures as without this constraint the number of possible structures grows  $2^n$  where  $n$  is the number of possible H-bonds

**generate\_resonance\_structures** (*keep\_isomorphic, filter\_structures*)

Returns a list of resonance structures of the molecule.

**get\_all\_cycles** (*starting\_vertex*)

Given a starting vertex, returns a list of all the cycles containing that vertex.

This function returns a duplicate of each cycle because [0,1,2,3] is counted as separate from [0,3,2,1]

**get\_all\_cycles\_of\_size** (*size*)

Return a list of the all non-duplicate rings with length 'size'. The algorithm implements was adapted from a description by Fan, Panaye, Doucet, and Barbu (doi: 10.1021/ci00015a002)

B. T. Fan, A. Panaye, J. P. Doucet, and A. Barbu. "Ring Perception: A New Algorithm for Directly Finding the Smallest Set of Smallest Rings from a Connection Table." *J. Chem. Inf. Comput. Sci.* **33**, p. 657-662 (1993).

**get\_all\_cyclic\_vertices** ()

Returns all vertices belonging to one or more cycles.

**get\_all\_edges** ()

Returns a list of all edges in the graph.

**get\_all\_labeled\_atoms** ()

Return the labeled atoms as a dict with the keys being the labels and the values the atoms themselves. If two or more atoms have the same label, the value is converted to a list of these atoms.

**get\_all\_polycyclic\_vertices** ()

Return all vertices belonging to two or more cycles, fused or spirocyclic.

**get\_all\_simple\_cycles\_of\_size** (*size*)

Return a list of all non-duplicate monocyclic rings with length 'size'.

Naive approach by eliminating polycyclic rings that are returned by `getAllCyclicsOfSize`.

**get\_aromatic\_rings** (*rings*)

Returns all aromatic rings as a list of atoms and a list of bonds.

Identifies rings using `Graph.get_smallest_set_of_smallest_rings()`, then uses RDKit to perceive aromaticity. RDKit uses an atom-based pi-electron counting algorithm to check aromaticity based on Huckel's Rule. Therefore, this method identifies "true" aromaticity, rather than simply the RMG bond type.

The method currently restricts aromaticity to six-membered carbon-only rings. This is a limitation imposed by RMG, and not by RDKit.

**get\_bond** (*atom1, atom2*)

Returns the bond connecting atoms *atom1* and *atom2*.

**get\_bonds** (*atom*)

Return a dictionary of the bonds involving the specified *atom*.

**get\_charge\_span** ()

Iterate through the atoms in the structure and calculate the charge span on the overall molecule. The charge span is a measure of the number of charge separations in a molecule.

**get\_deterministic\_ssr** ()

Modified `Graph` method `get_smallest_set_of_smallest_rings` by sorting calculated cycles by short length and then high atomic number instead of just short length (for cases where multiple cycles with same length are found, `get_smallest_set_of_smallest_rings` outputs non-deterministically).

For instance, molecule with this smiles: C1CC2C3CSC(CO3)C2C1, will have non-deterministic output from `get_smallest_set_of_smallest_rings`, which leads to non-deterministic bicyclic decomposition. Using this new method can effectively prevent this situation.

Important Note: This method returns an incorrect set of SSSR in certain molecules (such as cubane). It is recommended to use the main `Graph.get_smallest_set_of_smallest_rings` method in new applications. Alternatively, consider using `Graph.get_relevant_cycles` for deterministic output.

In future development, this method should ideally be replaced by some method to select a deterministic set of SSSR from the set of Relevant Cycles, as that would be a more robust solution.

**get\_disparate\_cycles()**

Get all disjoint monocyclic and polycyclic cycle clusters in the molecule. Takes the RC and recursively merges all cycles which share vertices.

Returns: monocyclic\_cycles, polycyclic\_cycles

**get\_edge(vertex1, vertex2)**

Returns the edge connecting vertices *vertex1* and *vertex2*.

**get\_edges(vertex)**

Return a dictionary of the edges involving the specified *vertex*.

**get\_edges\_in\_cycle(vertices, sort)**

For a given list of atoms comprising a ring, return the set of bonds connecting them, in order around the ring.

If *sort=True*, then sort the vertices to match their connectivity. Otherwise, assumes that they are already sorted, which is true for cycles returned by `get_relevant_cycles` or `get_smallest_set_of_smallest_rings`.

**get\_element\_count()**

Returns the element count for the molecule as a dictionary.

**get\_formula()**

Return the molecular formula for the molecule.

**get\_labeled\_atoms(label)**

Return the atoms in the molecule that are labeled.

**get\_largest\_ring(vertex)**

returns the largest ring containing vertex. This is typically useful for finding the longest path in a polycyclic ring, since the polycyclic rings returned from `get_polycycles` are not necessarily in order in the ring structure.

**get\_max\_cycle\_overlap()**

Return the maximum number of vertices that are shared between any two cycles in the graph. For example, if there are only disparate monocycles or no cycles, the maximum overlap is zero; if there are “spiro” cycles, it is one; if there are “fused” cycles, it is two; and if there are “bridged” cycles, it is three.

**get\_molecular\_weight()**

Return the molecular weight of the molecule in kg/mol.

**get\_monocycles()**

Return a list of cycles that are monocyclic.

**get\_net\_charge()**

Iterate through the atoms in the structure and calculate the net charge on the overall molecule.

**get\_nth\_neighbor(starting\_atoms, distance\_list, ignore\_list, n)**

Recursively get the Nth nonHydrogen neighbors of the *starting\_atoms*, and return them in a list. *starting\_atoms* is a list of :class:Atom for which we will get the nth neighbor. *distance\_list* is a list of integers, corresponding to the desired neighbor distances. *ignore\_list* is a list of :class:Atom that have been counted in (n-1)th neighbor, and will not be returned. *n* is an integer, corresponding to the distance to be calculated in the current iteration.



**get\_num\_atoms(*element*)**

Return the number of atoms in molecule. If *element* is given, ie. "H" or "C", the number of atoms of that element is returned.

**get\_polycycles()**

Return a list of cycles that are polycyclic. In other words, merge the cycles which are fused or spirocyclic into a single polycyclic cycle, and return only those cycles. Cycles which are not polycyclic are not returned.

**get\_radical\_atoms()**

Return the atoms in the molecule that have unpaired electrons.

**get\_radical\_count()**

Return the total number of radical electrons on all atoms in the molecule. In this function, monoradical atoms count as one, biradicals count as two, etc.

**get\_relevant\_cycles()**

Returns the set of relevant cycles as a list of lists. Uses RingDecomposerLib for ring perception.

Kolodzik, A.; Urbaczek, S.; Rarey, M. Unique Ring Families: A Chemically Meaningful Description of Molecular Ring Topologies. *J. Chem. Inf. Model.*, 2012, 52 (8), pp 2013-2021

Flachsenberg, F.; Andresen, N.; Rarey, M. RingDecomposerLib: An Open-Source Implementation of Unique Ring Families and Other Cycle Bases. *J. Chem. Inf. Model.*, 2017, 57 (2), pp 122-126

**get\_singlet\_carbene\_count()**

Return the total number of singlet carbenes (lone pair on a carbon atom) in the molecule. Counts the number of carbon atoms with a lone pair. In the case of [C] with two lone pairs, this method will return 1.

**get\_smallest\_set\_of\_smallest\_rings()**

Returns the smallest set of smallest rings as a list of lists. Uses RingDecomposerLib for ring perception.

Kolodzik, A.; Urbaczek, S.; Rarey, M. Unique Ring Families: A Chemically Meaningful Description of Molecular Ring Topologies. *J. Chem. Inf. Model.*, 2012, 52 (8), pp 2013-2021

Flachsenberg, F.; Andresen, N.; Rarey, M. RingDecomposerLib: An Open-Source Implementation of Unique Ring Families and Other Cycle Bases. *J. Chem. Inf. Model.*, 2017, 57 (2), pp 122-126

**get\_symmetry\_number()**

Returns the symmetry number of Molecule. First checks whether the value is stored as an attribute of Molecule. If not, it calls the `calculate_symmetry_number` method.

**get\_url()**

Get a URL to the molecule's info page on the RMG website.

**has\_atom(*atom*)**

Returns True if *atom* is an atom in the graph, or False if not.

**has\_bond(*atom1*, *atom2*)**

Returns True if atoms *atom1* and *atom2* are connected by a bond, or False if not.

**has\_edge(*vertex1*, *vertex2*)**

Returns True if vertices *vertex1* and *vertex2* are connected by an edge, or False if not.

**has\_lone\_pairs()**

Return True if the molecule contains at least one lone electron pair, or False otherwise.

**has\_vertex(*vertex*)**

Returns True if *vertex* is a vertex in the graph, or False if not.

**identify\_ring\_membership()**

Performs ring perception and saves ring membership information to the `Atom.props` attribute.

**inchi**

InChI string for this molecule. Read-only.

**is\_aromatic()**

Returns True if the molecule is aromatic, or False if not. Iterates over the SSSR's and searches for rings that consist solely of Cb atoms. Assumes that aromatic rings always consist of 6 atoms. In cases of naphthalene, where a 6 + 4 aromatic system exists, there will be at least one 6 membered aromatic ring so this algorithm will not fail for fused aromatic rings.

**is\_aryl\_radical(*aromatic\_rings*)**

Return True if the molecule only contains aryl radicals, ie. radical on an aromatic ring, or False otherwise.

**is\_atom\_in\_cycle(*atom*)**

Return True if *atom* is in one or more cycles in the structure, and False if not.

**is\_bond\_in\_cycle(*bond*)**

Return True if the bond between atoms *atom1* and *atom2* is in one or more cycles in the graph, or False if not.

**is\_cyclic()**

Return True if one or more cycles are present in the graph or False otherwise.

**is\_edge\_in\_cycle(*edge*)**

Return True if the edge between vertices *vertex1* and *vertex2* is in one or more cycles in the graph, or False if not.

**is\_heterocyclic()**

Returns True if the molecule is heterocyclic, or False if not.

**is\_identical(*other, strict*)**

Performs isomorphism checking, with the added constraint that atom IDs must match.

Primary use case is tracking atoms in reactions for reaction degeneracy determination.

Returns True if two graphs are identical and False otherwise.

If *strict=False*, performs the check ignoring electrons and resonance structures.

**is\_isomorphic(*other, initial\_map, generate\_initial\_map, save\_order, strict*)**

Returns True if two graphs are isomorphic and False otherwise. The *initialMap* attribute can be used to specify a required mapping from *self* to *other* (i.e. the atoms of *self* are the keys, while the atoms of *other* are the values). The *other* parameter must be a *Molecule* object, or a *TypeError* is raised. Also ensures multiplicities are also equal.

**Parameters**

- **initial\_map** (*dict, optional*) – initial atom mapping to use
- **generate\_initial\_map** (*bool, optional*) – if True, initialize map by pairing atoms with same labels
- **save\_order** (*bool, optional*) – if True, reset atom order after performing atom isomorphism
- **strict** (*bool, optional*) – if False, perform isomorphism ignoring electrons

**is\_linear()**

Return True if the structure is linear and False otherwise.

**is\_mapping\_valid(*other, mapping, equivalent, strict*)**

Check that a proposed *mapping* of vertices from *self* to *other* is valid by checking that the vertices and edges involved in the mapping are mutually equivalent. If *equivalent* is True it checks if atoms and edges

are equivalent, if `False` it checks if they are specific cases of each other. If `strict` is `True`, electrons and bond orders are considered, and ignored if `False`.

**is\_radical()**

Return `True` if the molecule contains at least one radical electron, or `False` otherwise.

**is\_subgraph\_isomorphic(*other*, *initial\_map*, *generate\_initial\_map*, *save\_order*)**

Returns `True` if *other* is subgraph isomorphic and `False` otherwise. The *initial\_map* attribute can be used to specify a required mapping from *self* to *other* (i.e. the atoms of *self* are the keys, while the atoms of *other* are the values). The *other* parameter must be a `Group` object, or a `TypeError` is raised.

**is\_surface\_site()**

Returns `True` iff the molecule is nothing but a surface site 'X'.

**is\_vertex\_in\_cycle(*vertex*)**

Return `True` if the given *vertex* is contained in one or more cycles in the graph, or `False` if not.

**kekulize()**

Kekulizes an aromatic molecule.

**merge(*other*)**

Merge two molecules so as to store them in a single `Molecule` object. The merged `Molecule` object is returned.

**remove\_atom(*atom*)**

Remove *atom* and all bonds associated with it from the graph. Does not remove atoms that no longer have any bonds as a result of this removal.

**remove\_bond(*bond*)**

Remove the bond between atoms *atom1* and *atom2* from the graph. Does not remove atoms that no longer have any bonds as a result of this removal.

**remove\_edge(*edge*)**

Remove the specified *edge* from the graph. Does not remove vertices that no longer have any edges as a result of this removal.

**remove\_h\_bonds()**

removes any present hydrogen bonds from the molecule

**remove\_van\_der\_waals\_bonds()**

Remove all van der Waals bonds.

**remove\_vertex(*vertex*)**

Remove *vertex* and all edges associated with it from the graph. Does not remove vertices that no longer have any edges as a result of this removal.

**reset\_connectivity\_values()**

Reset any cached connectivity information. Call this method when you have modified the graph.

**restore\_vertex\_order()**

reorder the vertices to what they were before sorting if you saved the order

**saturate\_radicals(*raise\_atomtype\_exception*)**

Saturate the molecule by replacing all radicals with bonds to hydrogen atoms. Changes self molecule object.

**saturate\_unfilled\_valence(*update*)**

Saturate the molecule by adding H atoms to any unfilled valence

**smiles**

SMILES string for this molecule. Read-only.

**sort\_atoms()**

Sort the atoms in the graph. This can make certain operations, e.g. the isomorphism functions, much more efficient.

This function orders atoms using several attributes in `atom.getDescriptor()`. Currently it sorts by placing heaviest atoms first and hydrogen atoms last. Placing hydrogens last during sorting ensures that functions with hydrogen removal work properly.

**sort\_cyclic\_vertices()** (*vertices*)

Given a list of vertices comprising a cycle, sort them such that adjacent entries in the list are connected to each other. Warning: Assumes that the cycle is elementary, ie. no bridges.

**sort\_vertices()** (*save\_order*)

Sort the vertices in the graph. This can make certain operations, e.g. the isomorphism functions, much more efficient.

**sorting\_key**

Returns a sorting key for comparing Molecule objects. Read-only

**split()**

Convert a single *Molecule* object containing two or more unconnected molecules into separate *class:Molecule* objects.

**to\_adjacency\_list()** (*label, remove\_h, remove\_lone\_pairs, old\_style*)

Convert the molecular structure to a string adjacency list.

**to\_augmented\_inchi()**

Adds an extra layer to the InChI denoting the multiplicity of the molecule.

Separate layer with a forward slash character.

**to\_augmented\_inchi\_key()**

Adds an extra layer to the InChIKey denoting the multiplicity of the molecule.

Simply append the multiplicity string, do not separate by a character like forward slash.

**to\_group()**

This method converts a list of atoms in a Molecule to a Group object.

**to\_inchi()**

Convert a molecular structure to an InChI string. Uses *RDKit* to perform the conversion. Perceives aromaticity.

or

Convert a molecular structure to an InChI string. Uses *OpenBabel* to perform the conversion.

**to\_inchi\_key()**

Convert a molecular structure to an InChI Key string. Uses *OpenBabel* to perform the conversion.

or

Convert a molecular structure to an InChI Key string. Uses *RDKit* to perform the conversion.

**to\_rdkit\_mol()** (*\*args, \*\*kwargs*)

Convert a molecular structure to a RDKit rdmol object.

**to\_single\_bonds()** (*raise\_atomtype\_exception*)

Returns a copy of the current molecule, consisting of only single bonds.

This is useful for isomorphism comparison against something that was made via `from_xyz`, which does not attempt to perceive bond orders

**to\_smarts()**

Convert a molecular structure to an SMARTS string. Uses [RDKit](#) to perform the conversion. Perceives aromaticity and removes Hydrogen atoms.

**to\_smiles()**

Convert a molecular structure to an SMILES string.

If there is a Nitrogen atom present it uses [OpenBabel](#) to perform the conversion, and the SMILES may or may not be canonical.

Otherwise, it uses [RDKit](#) to perform the conversion, so it will be canonical SMILES. While converting to an RDMolecule it will perceive aromaticity and removes Hydrogen atoms.

**update(log\_species, raise\_atomtype\_exception, sort\_atoms)**

Update the charge and atom types of atoms. Update multiplicity, and sort atoms (if `sort_atoms` is True) Does not necessarily update the connectivity values (which are used in isomorphism checks) If you need that, call `update_connectivity_values()`

**update\_atomtypes(log\_species, raise\_exception)**

Iterate through the atoms in the structure, checking their atom types to ensure they are correct (i.e. accurately describe their local bond environment) and complete (i.e. are as detailed as possible).

If `raise_exception` is *False*, then the generic atomtype 'R' will be prescribed to any atom when `get_atomtype` fails. Currently used for resonance hybrid atom types.

**update\_connectivity\_values()**

Update the connectivity values for each vertex in the graph. These are used to accelerate the isomorphism checking.

**update\_lone\_pairs()**

Iterate through the atoms in the structure and calculate the number of lone electron pairs, assuming a neutral molecule.

**update\_multiplicity()**

Update the multiplicity of a newly formed molecule.

**rmgpy.molecule.GroupAtom****class rmgpy.molecule.GroupAtom**

An atom group. This class is based on the [Atom](#) class, except that it uses *atom types* instead of elements, and all attributes are lists rather than individual values. The attributes are:

Attribute	Type	Description
<i>atomtype</i>	list	The allowed atom types (as <a href="#">AtomType</a> objects)
<i>radical_electrons</i>	list	The allowed numbers of radical electrons (as short integers)
<i>charge</i>	list	The allowed formal charges (as short integers)
<i>label</i>	str	A string label that can be used to tag individual atoms
<i>lone_pairs</i>	list	The number of lone electron pairs
<i>charge</i>	list	The partial charge of the atom
<i>props</i>	dict	Dictionary for storing additional atom properties
<i>reg_dim_atm</i>	list	List of atom types that are free dimensions in tree optimization
<i>reg_dim_u</i>	list	List of unpaired electron numbers that are free dimensions in tree optimization
<i>reg_dim_r</i>	list	List of inRing values that are free dimensions in tree optimization

Each list represents a logical OR construct, i.e. an atom will match the group if it matches *any* item in the list. However, the *radical\_electrons*, and *charge* attributes are linked such that an atom must match values from the same index in each of these in order to match.

**apply\_action**(*action*)

Update the atom group as a result of applying *action*, a tuple containing the name of the reaction recipe action along with any required parameters. The available actions can be found [here](#).

**copy**()

Return a deep copy of the *GroupAtom* object. Modifying the attributes of the copy will not affect the original.

**count\_bonds**(*wildcards*)

Returns: list of the number of bonds currently on the :class:GroupAtom

If the argument *wildcards* is turned off then any bonds with multiple options for bond orders will not be counted

**equivalent**(*other, strict*)

Returns True if *other* is equivalent to *self* or False if not, where *other* can be either an *Atom* or an *GroupAtom* object. When comparing two *GroupAtom* objects, this function respects wildcards, e.g. R!H is equivalent to C.

**has\_wildcards**()

Return True if the atom has wildcards in any of the attributes: atomtype, radical electrons, lone pairs, charge, and bond order. Returns "False" if no attribute has wildcards.

**is\_carbon**()

Return True if the atom represents an sulfur atom or False if not.

**is\_nitrogen**()

Return True if the atom represents an sulfur atom or False if not.

**is\_oxygen**()

Return True if the atom represents an oxygen atom or False if not.

**is\_specific\_case\_of**(*other*)

Returns True if *self* is the same as *other* or is a more specific case of *other*. Returns False if some of *self* is not included in *other* or they are mutually exclusive.

**is\_sulfur**()

Return True if the atom represents an sulfur atom or False if not.

**is\_surface\_site**()

Return True if the atom represents a surface site or False if not.

**make\_sample\_atom**()

Returns: a class :Atom: object analagous to the GroupAtom

This makes a sample, so it takes the first element when there are multiple options inside of self.atomtype, self.radical\_electrons, self.lone\_pairs, and self.charge

**reset\_connectivity\_values**()

Reset the cached structure information for this vertex.

**rmpy.molecule.GroupBond****class** rmpy.molecule.GroupBond

A bond group. This class is based on the *Bond* class, except that all attributes are lists rather than individual values. The allowed bond types are given *here*. The attributes are:

Attribute	Type	Description
<i>order</i>	list	The allowed bond orders (as character strings)
<i>reg_dim</i>	Boolean	Indicates if this is a regularization dimension during tree generation

Each list represents a logical OR construct, i.e. a bond will match the group if it matches *any* item in the list.

**apply\_action**(*action*)

Update the bond group as a result of applying *action*, a tuple containing the name of the reaction recipe action along with any required parameters. The available actions can be found *here*.

**copy**()

Return a deep copy of the *GroupBond* object. Modifying the attributes of the copy will not affect the original.

**equivalent**(*other*)

Returns True if *other* is equivalent to *self* or False if not, where *other* can be either an *Bond* or an *GroupBond* object.

**get\_order\_num**()

returns the bond order as a list of numbers

**get\_order\_str**()

returns a list of strings representing the bond order

**get\_other\_vertex**(*vertex*)

Given a vertex that makes up part of the edge, return the other vertex. Raise a ValueError if the given vertex is not part of the edge.

**is\_benzene**(*wildcards*)

Return True if the bond represents a benzene bond or False if not. If *wildcards* is False we return False anytime there is more than one bond order, otherwise we return True if any of the options are benzene

**is\_double**(*wildcards*)

Return True if the bond represents a double bond or False if not. If *wildcards* is False we return False anytime there is more than one bond order, otherwise we return True if any of the options are double.

**is\_hydrogen\_bond**(*wildcards*)

Return True if the bond represents a hydrogen bond or False if not. If *wildcards* is False we return False anytime there is more than one bond order, otherwise we return True if any of the options are hydrogen bonds.

**is\_quadruple**(*wildcards*)

Return True if the bond represents a quadruple bond or False if not. If *wildcards* is False we return False anytime there is more than one bond order, otherwise we return True if any of the options are quadruple.

**is\_single**(*wildcards*)

Return True if the bond represents a single bond or False if not. If *wildcards* is False we return False anytime there is more than one bond order, otherwise we return True if any of the options are single.

NOTE: we can replace the absolute value relation with `math.isclose` when we switch to python 3.5+

**is\_specific\_case\_of**(*other*)

Returns True if *other* is the same as *self* or is a more specific case of *self*. Returns False if some of *self* is not included in *other* or they are mutually exclusive.

**is\_triple**(*wildcards*)

Return True if the bond represents a triple bond or False if not. If *wildcards* is False we return False anytime there is more than one bond order, otherwise we return True if any of the options are triple.

**is\_van\_der\_waals**(*wildcards*)

Return True if the bond represents a van der Waals bond or False if not. If *wildcards* is False we return False anytime there is more than one bond order, otherwise we return True if any of the options are van der Waals.

**make\_bond**(*molecule*, *atom1*, *atom2*)

Creates a :class: Bond between *atom1* and *atom2* analogous to *self*

The intended input arguments should be class :Atom: not class :GroupAtom: :param *atom1*: First :class: Atom the bond connects :param *atom2*: Second :class: Atom the bond connects

**set\_order\_num**(*new\_order*)

change the bond order with a list of numbers

**set\_order\_str**(*new\_order*)

set the bond order using a valid bond-order character list

**rmgpy.molecule.Group****class** rmgpy.molecule.Group

A representation of a molecular substructure group using a graph data type, extending the Graph class. The attributes are:

Attribute	Type	Description
<i>atoms</i>	list	Aliases for the <i>vertices</i> storing <a href="#">GroupAtom</a>
<i>multiplicity</i>	list	Range of multiplicities accepted for the group
<i>props</i>	dict	Dictionary of arbitrary properties/flags classifying state of Group object

Corresponding alias methods to Molecule have also been provided.

**add\_atom**(*atom*)

Add an *atom* to the graph. The atom is initialized with no bonds.

**add\_bond**(*bond*)

Add a *bond* to the graph as an edge connecting the two atoms *atom1* and *atom2*.

**add\_edge**(*edge*)

Add an *edge* to the graph. The two vertices in the edge must already exist in the graph, or a ValueError is raised.

**add\_explicit\_ligands**()

This function O2d/S2d ligand to CO or CS atomtypes if they are not already there.

Returns a 'True' if the group was modified otherwise returns 'False'

**add\_implicit\_atoms\_from\_atomtype**()

Returns: a modified group with implicit atoms added Add implicit double/triple bonded atoms O, S or R, for which we will use a C

Not designed to work with wildcards



**add\_implicit\_benzene()**

Returns: A modified group with any implicit benzene rings added

This method currently does not if there are wildcards in atomtypes or bond orders. The current algorithm also requires that all Cb and Cbf are atomtyped.

There are other cases where the algorithm doesn't work. For example whenever there are many dangling Cb or Cbf atoms not in a ring, it is likely to fail. In the database test (the only use thus far), we will require that any group with more than 3 Cbfs have complete rings. This is much stricter than this method can handle, but right now this method cannot handle very general cases, so it is better to be conservative.

**add\_vertex(*vertex*)**

Add a *vertex* to the graph. The vertex is initialized with no edges.

**atoms**

List of atoms contained in the current molecule.

Renames the inherited vertices attribute of Graph.

**classify\_benzene\_carbons(*partners*)****Parameters**

- **group** – :class:Group with atoms to classify
- **partners** – dictionary of partnered up atoms, which must be a cbf atom

Returns: tuple with lists of each atom classification

**clear\_labeled\_atoms()**

Remove the labels from all atoms in the molecular group.

**clear\_reg\_dims()**

clear regularization dimensions

**contains\_labeled\_atom(*label*)**

Return True if the group contains an atom with the label *label* and False otherwise.

**contains\_surface\_site()**

Returns True iff the group contains an 'X' surface site.

**copy(*deep*)**

Create a copy of the current graph. If *deep* is True, a deep copy is made: copies of the vertices and edges are used in the new graph. If *deep* is False or not specified, a shallow copy is made: the original vertices and edges are used in the new graph.

**copy\_and\_map()**

Create a deep copy of the current graph, and return the dict 'mapping'. Method was modified from Graph.copy() method

**create\_and\_connect\_atom(*atomtypes*, *connecting\_atom*, *bond\_orders*)**

This method creates a non-radical, uncharged, :class:GroupAtom with specified list of atomtypes and connects it to one atom of the group, 'connecting\_atom'. This is useful for making sample atoms.

**Parameters**

- **atomtypes** – list of atomtype labels (strs)
- **connecting\_atom** – :class:GroupAtom that is connected to the new benzene atom
- **bond\_orders** – list of bond Orders connecting new\_atom and connecting\_atom

Returns: the newly created atom

**draw**(*file\_format*)

Use pydot to draw a basic graph of the group.

Use format to specify the desired output file\_format, eg. 'png', 'svg', 'ps', 'pdf', 'plain', etc.

**find\_isomorphism**(*other, initial\_map, save\_order, strict*)

Returns True if *other* is isomorphic and False otherwise, and the matching mapping. The *initial\_map* attribute can be used to specify a required mapping from *self* to *other* (i.e. the atoms of *self* are the keys, while the atoms of *other* are the values). The returned mapping also uses the atoms of *self* for the keys and the atoms of *other* for the values. The *other* parameter must be a *Group* object, or a TypeError is raised.

**find\_subgraph\_isomorphisms**(*other, initial\_map, save\_order*)

Returns True if *other* is subgraph isomorphic and False otherwise. In other words, return True is self is more specific than other. Also returns the lists all of valid mappings. The *initial\_map* attribute can be used to specify a required mapping from *self* to *other* (i.e. the atoms of *self* are the keys, while the atoms of *other* are the values). The returned mappings also use the atoms of *self* for the keys and the atoms of *other* for the values. The *other* parameter must be a *Group* object, or a TypeError is raised.

**from\_adjacency\_list**(*adlist*)

Convert a string adjacency list *adlist* to a molecular structure. Skips the first line (assuming it's a label) unless *withLabel* is False.

**get\_all\_cycles**(*starting\_vertex*)

Given a starting vertex, returns a list of all the cycles containing that vertex.

This function returns a duplicate of each cycle because [0,1,2,3] is counted as separate from [0,3,2,1]

**get\_all\_cycles\_of\_size**(*size*)

Return a list of the all non-duplicate rings with length 'size'. The algorithm implements was adapted from a description by Fan, Panaye, Doucet, and Barbu (doi: 10.1021/ci00015a002)

B. T. Fan, A. Panaye, J. P. Doucet, and A. Barbu. "Ring Perception: A New Algorithm for Directly Finding the Smallest Set of Smallest Rings from a Connection Table." *J. Chem. Inf. Comput. Sci.* **33**, p. 657-662 (1993).

**get\_all\_cyclic\_vertices**()

Returns all vertices belonging to one or more cycles.

**get\_all\_edges**()

Returns a list of all edges in the graph.

**get\_all\_labeled\_atoms**()

Return the labeled atoms as a dict with the keys being the labels and the values the atoms themselves. If two or more atoms have the same label, the value is converted to a list of these atoms.

**get\_all\_polycyclic\_vertices**()

Return all vertices belonging to two or more cycles, fused or spirocyclic.

**get\_all\_simple\_cycles\_of\_size**(*size*)

Return a list of all non-duplicate monocyclic rings with length 'size'.

Naive approach by eliminating polycyclic rings that are returned by `getAllCyclicsOfSize`.

**get\_bond**(*atom1, atom2*)

Returns the bond connecting atoms *atom1* and *atom2*.

**get\_bonds**(*atom*)

Return a list of the bonds involving the specified *atom*.

**get\_disparate\_cycles**()

Get all disjoint monocyclic and polycyclic cycle clusters in the molecule. Takes the RC and recursively merges all cycles which share vertices.

Returns: monocyclic\_cycles, polycyclic\_cycles

**get\_edge**(*vertex1*, *vertex2*)

Returns the edge connecting vertices *vertex1* and *vertex2*.

**get\_edges**(*vertex*)

Return a dictionary of the edges involving the specified *vertex*.

**get\_edges\_in\_cycle**(*vertices*, *sort*)

For a given list of atoms comprising a ring, return the set of bonds connecting them, in order around the ring.

If *sort=True*, then sort the vertices to match their connectivity. Otherwise, assumes that they are already sorted, which is true for cycles returned by `get_relevant_cycles` or `get_smallest_set_of_smallest_rings`.

**get\_element\_count**()

Returns the element count for the molecule as a dictionary. Wildcards are not counted as any particular element.

**get\_extensions**(*r*, *basename*, *atm\_ind*, *atm\_ind2*, *n\_splits*)

generate all allowed group extensions and their complements note all atomtypes except for elements and r/r!H's must be removed

**get\_labeled\_atoms**(*label*)

Return the atom in the group that is labeled with the given *label*. Raises `ValueError` if no atom in the group has that label.

**get\_largest\_ring**(*vertex*)

returns the largest ring containing vertex. This is typically useful for finding the longest path in a polycyclic ring, since the polycyclic rings returned from `get_polycycles` are not necessarily in order in the ring structure.

**get\_max\_cycle\_overlap**()

Return the maximum number of vertices that are shared between any two cycles in the graph. For example, if there are only disparate monocycles or no cycles, the maximum overlap is zero; if there are "spiro" cycles, it is one; if there are "fused" cycles, it is two; and if there are "bridged" cycles, it is three.

**get\_monocycles**()

Return a list of cycles that are monocyclic.

**get\_net\_charge**()

Iterate through the atoms in the group and calculate the net charge

**get\_polycycles**()

Return a list of cycles that are polycyclic. In other words, merge the cycles which are fused or spirocyclic into a single polycyclic cycle, and return only those cycles. Cycles which are not polycyclic are not returned.

**get\_relevant\_cycles**()

Returns the set of relevant cycles as a list of lists. Uses `RingDecomposerLib` for ring perception.

Kolodzik, A.; Urbaczek, S.; Rarey, M. Unique Ring Families: A Chemically Meaningful Description of Molecular Ring Topologies. *J. Chem. Inf. Model.*, 2012, 52 (8), pp 2013-2021

Flachsenberg, F.; Andresen, N.; Rarey, M. RingDecomposerLib: An Open-Source Implementation of Unique Ring Families and Other Cycle Bases. *J. Chem. Inf. Model.*, 2017, 57 (2), pp 122-126

**get\_smallest\_set\_of\_smallest\_rings**()

Returns the smallest set of smallest rings as a list of lists. Uses `RingDecomposerLib` for ring perception.

Kolodzik, A.; Urbaczek, S.; Rarey, M. Unique Ring Families: A Chemically Meaningful Description of Molecular Ring Topologies. *J. Chem. Inf. Model.*, 2012, 52 (8), pp 2013-2021

Flachsenberg, F.; Andresen, N.; Rarey, M. RingDecomposerLib: An Open-Source Implementation of Unique Ring Families and Other Cycle Bases. J. Chem. Inf. Model., 2017, 57 (2), pp 122-126

**has\_atom**(*atom*)

Returns True if *atom* is an atom in the graph, or False if not.

**has\_bond**(*atom1*, *atom2*)

Returns True if atoms *atom1* and *atom2* are connected by a bond, or False if not.

**has\_edge**(*vertex1*, *vertex2*)

Returns True if vertices *vertex1* and *vertex2* are connected by an edge, or False if not.

**has\_vertex**(*vertex*)

Returns True if *vertex* is a vertex in the graph, or False if not.

**is\_aromatic\_ring**()

This method returns a boolean telling if the group has a 5 or 6 cyclic with benzene bonds exclusively

**is\_benzene\_explicit**()

Returns: 'True' if all Cb, Cbf atoms are in completely explicitly stated benzene rings.

Otherwise return 'False'

**is\_cyclic**()

Return True if one or more cycles are present in the graph or False otherwise.

**is\_edge\_in\_cycle**(*edge*)

Return True if the edge between vertices *vertex1* and *vertex2* is in one or more cycles in the graph, or False if not.

**is\_identical**(*other*, *save\_order*)

Returns True if *other* is identical and False otherwise. The function *is\_isomorphic* respects wildcards, while this function does not, make it more useful for checking groups to groups (as opposed to molecules to groups)

**is\_isomorphic**(*other*, *initial\_map*, *save\_order*, *strict*)

Returns True if two graphs are isomorphic and False otherwise. The *initial\_map* attribute can be used to specify a required mapping from *self* to *other* (i.e. the atoms of *self* are the keys, while the atoms of *other* are the values). The *other* parameter must be a *Group* object, or a *TypeError* is raised.

**is\_mapping\_valid**(*other*, *mapping*, *equivalent*, *strict*)

Check that a proposed *mapping* of vertices from *self* to *other* is valid by checking that the vertices and edges involved in the mapping are mutually equivalent. If *equivalent* is True it checks if atoms and edges are equivalent, if False it checks if they are specific cases of each other. If *strict* is True, electrons and bond orders are considered, and ignored if False.

**is\_subgraph\_isomorphic**(*other*, *initial\_map*, *generate\_initial\_map*, *save\_order*)

Returns True if *other* is subgraph isomorphic and False otherwise. In other words, return True if *self* is more specific than *other*. The *initial\_map* attribute can be used to specify a required mapping from *self* to *other* (i.e. the atoms of *self* are the keys, while the atoms of *other* are the values). The *other* parameter must be a *Group* object, or a *TypeError* is raised.

**is\_surface\_site**()

Returns True iff the group is nothing but a surface site 'X'.

**is\_vertex\_in\_cycle**(*vertex*)

Return True if the given *vertex* is contained in one or more cycles in the graph, or False if not.

**make\_sample\_molecule**()

Returns: A sample class :Molecule: from the group

**merge(*other*)**

Merge two groups so as to store them in a single *Group* object. The merged *Group* object is returned.

**merge\_groups(*other*, *keep\_identical\_labels*)**

This function takes *other* :class:Group object and returns a merged :class:Group object based on overlapping labeled atoms between self and other

Currently assumes *other* can be merged at the closest labelled atom if *keep\_identical\_labels=True* *merge\_groups* will not try to merge atoms with the same labels

**pick\_wildcards()**

Returns: the :class:Group object without wildcards in either atomtype or bonding

This function will naively pick the first atomtype for each atom, but will try to pick bond orders that make sense given the selected atomtypes

**remove\_atom(*atom*)**

Remove *atom* and all bonds associated with it from the graph. Does not remove atoms that no longer have any bonds as a result of this removal.

**remove\_bond(*bond*)**

Remove the bond between atoms *atom1* and *atom2* from the graph. Does not remove atoms that no longer have any bonds as a result of this removal.

**remove\_edge(*edge*)**

Remove the specified *edge* from the graph. Does not remove vertices that no longer have any edges as a result of this removal.

**remove\_van\_der\_waals\_bonds()**

Remove all bonds that are definitely only van der Waals bonds.

**remove\_vertex(*vertex*)**

Remove *vertex* and all edges associated with it from the graph. Does not remove vertices that no longer have any edges as a result of this removal.

**reset\_connectivity\_values()**

Reset any cached connectivity information. Call this method when you have modified the graph.

**reset\_ring\_membership()**

Resets ring membership information in the GroupAtom.props attribute.

**restore\_vertex\_order()**

reorder the vertices to what they were before sorting if you saved the order

**sort\_atoms()**

Sort the atoms in the graph. This can make certain operations, e.g. the isomorphism functions, much more efficient.

**sort\_by\_connectivity(*atom\_list*)**

**Parameters** *atom\_list* – input list of atoms

Returns: a sorted list of atoms where each atom is connected to a previous atom in the list if possible

**sort\_cyclic\_vertices(*vertices*)**

Given a list of vertices comprising a cycle, sort them such that adjacent entries in the list are connected to each other. Warning: Assumes that the cycle is elementary, ie. no bridges.

**sort\_vertices(*save\_order*)**

Sort the vertices in the graph. This can make certain operations, e.g. the isomorphism functions, much more efficient.

**specify\_atom\_extensions**(*i, basename, r*)

generates extensions for specification of the type of atom defined by a given atomtype or set of atomtypes

**specify\_bond\_extensions**(*i, j, basename, r\_bonds*)

generates extensions for the specification of bond order for a given bond

**specify\_external\_new\_bond\_extensions**(*i, basename, r\_bonds*)

generates extensions for the creation of a bond (of undefined order) between an atom and a new atom that is not H

**specify\_internal\_new\_bond\_extensions**(*i, j, n\_splits, basename, r\_bonds*)

generates extensions for creation of a bond (of undefined order) between two atoms indexed i,j that already exist in the group and are unbonded

**specify\_ring\_extensions**(*i, basename*)

generates extensions for specifying if an atom is in a ring

**specify\_unpaired\_extensions**(*i, basename, r\_un*)

generates extensions for specification of the number of electrons on a given atom

**split**()

Convert a single *Group* object containing two or more unconnected groups into separate class:*Group* objects.

**standardize\_atomtype**()

This function changes the atomtypes in a group if the atom must be a specific atomtype based on its bonds and valency.

Currently only standardizes oxygen, carbon and sulfur ATOMTYPES

We also only check when there is exactly one atomtype, one bondType, one radical setting. For any group where there are wildcards or multiple attributes, we cannot apply this check.

In the case where the atomtype is ambiguous based on bonds and valency, this function will not change the type.

Returns a 'True' if the group was modified otherwise returns 'False'

**standardize\_group**()

This function modifies groups to make them have a standard AdjList form.

Currently it makes atomtypes as specific as possible and makes CO/CS atomtypes have explicit O2d/S2d ligands. Other functions can be added as necessary

Returns a 'True' if the group was modified otherwise returns 'False'

**to\_adjacency\_list**(*label*)

Convert the molecular structure to a string adjacency list.

**update\_charge**()

Update the partial charge according to the valence electron, total bond order, lone pairs and radical electrons. This method is used for products of specific families with recipes that modify charges.

**update\_connectivity\_values**()

Update the connectivity values for each vertex in the graph. These are used to accelerate the isomorphism checking.

**update\_fingerprint**()

Update the molecular fingerprint used to accelerate the subgraph isomorphism checks.

## rmgpy.molecule.resonance

This module contains methods for generation of resonance structures of molecules.

The main function to generate all relevant resonance structures for a given Molecule object is `generate_resonance_structures`. It calls the necessary functions for generating each type of resonance structure.

Currently supported resonance types:

- **All species:**

- `generate_allyl_delocalization_resonance_structures`: single radical shift with double or triple bond
- `generate_lone_pair_multiple_bond_resonance_structures`: lone pair shift with double or triple bond in a 3-atom system (between nonadjacent atoms)
- `generate_adj_lone_pair_radical_resonance_structures`: single radical shift with lone pair between adjacent atoms
- `generate_adj_lone_pair_multiple_bond_resonance_structures`: multiple bond shift with lone pair between adjacent atoms
- `generate_adj_lone_pair_radical_multiple_bond_resonance_structures`: multiple bond and radical shift with lone pair and radical between adjacent atoms
- `generate_N5dc_radical_resonance_structures`: shift between radical and lone pair mediated by an N5dc atom
- `generate_aryne_resonance_structures`: shift between cumulene and alkyne forms of arynes, which are not considered aromatic in RMG

- **Aromatic species only:**

- `generate_optimal_aromatic_resonance_structures`: fully delocalized structure, where all aromatic rings have benzene bonds
- `generate_kekule_structure`: generate a single Kekule structure for an aromatic compound (single/double bond form)
- `generate_opposite_kekule_structure`: for monocyclic aromatic species, rotate the double bond assignment
- `generate_clar_structures`: generate all structures with the maximum number of pi-sextet assignments

`rmgpy.molecule.resonance.analyze_molecule(mol)`

Identify key features of molecule important for resonance structure generation.

Returns a dictionary of features.

`rmgpy.molecule.resonance.generate_N5dc_radical_resonance_structures(mol)`

Generate all of the resonance structures formed by radical and lone pair shifts mediated by an N5dc atom.

`rmgpy.molecule.resonance.generate_adj_lone_pair_multiple_bond_resonance_structures(mol)`

Generate all of the resonance structures formed by lone electron pair - multiple bond shifts between adjacent atoms. Example: [:NH]=[CH2] <=> [:NH-]-[CH2+] (where ':' denotes a lone pair, '.' denotes a radical, '-' not in [] denotes a single bond, '-'/'+' denote charge) Here atom1 refers to the N/S/O atom, atom2 refers to the any R!H (atom2's lone\_pairs aren't affected) (In direction 1 atom1 <losses> a lone pair, in direction 2 atom1 <gains> a lone pair)

`rmgpy.molecule.resonance.generate_adj_lone_pair_radical_multiple_bond_resonance_structures(mol)`

Generate all of the resonance structures formed by lone electron pair - radical - multiple bond shifts between adjacent atoms. Example: [:N.]=[CH2] <=> [::N]-[.CH2] (where ':' denotes a lone pair, '.' denotes a radical, '-' not in [] denotes a single bond, '-'/'+' denote charge) Here atom1 refers to the N/S/O atom, atom 2 refers to the any R!H (atom2's lone\_pairs aren't affected) This function is similar to `generate_adj_lone_pair_multiple_bond_resonance_structures()` except for dealing with the radical transformations. (In direction 1 atom1 <losses> a lone pair, gains a radical, and atom2 loses a radical. In direction 2 atom1 <gains> a lone pair, loses a radical, and atom2 gains a radical)

`rmgpy.molecule.resonance.generate_adj_lone_pair_radical_resonance_structures(mol)`

Generate all of the resonance structures formed by lone electron pair - radical shifts between adjacent atoms. These resonance transformations do not involve changing bond orders. NO2 example: O=[:N]-[:O.] <=> O=[N.+]-[:O-] (where ':' denotes a lone pair, '.' denotes a radical, '-' not in [] denotes a single bond, '-'/'+' denote charge)

`rmgpy.molecule.resonance.generate_allyl_delocalization_resonance_structures(mol)`

Generate all of the resonance structures formed by one allyl radical shift.

Biradicals on a single atom are not supported.

`rmgpy.molecule.resonance.generate_aromatic_resonance_structure(mol, aromatic_bonds, copy)`

Generate the aromatic form of the molecule in place without considering other resonance.

#### Parameters

- **mol** – Molecule object to modify
- **aromatic\_bonds** (*optional*) – list of previously identified aromatic bonds
- **copy** (*optional*) – copy the molecule if True, otherwise modify in place

**Returns** List of one molecule if successful, empty list otherwise

`rmgpy.molecule.resonance.generate_aryne_resonance_structures(mol)`

Generate aryne resonance structures, including the cumulene and alkyne forms.

For all 6-membered rings, check for the following bond patterns:

- DDDSDS
- STSDSD

This does NOT cover all possible aryne resonance forms, only the simplest ones. Especially for polycyclic arynes, enumeration of all resonance forms is related to enumeration of all Kekule structures, which is very difficult.

`rmgpy.molecule.resonance.generate_clar_structures(mol)`

Generate Clar structures for a given molecule.

Returns a list of `Molecule` objects corresponding to the Clar structures.

`rmgpy.molecule.resonance.generate_isomorphic_resonance_structures(mol, saturate_h)`

Select the resonance isomer that is isomorphic to the parameter isomer, with the lowest unpaired electrons descriptor.

We generate over all resonance isomers (non-isomorphic as well as isomorphic) and retain isomorphic isomers.

If *saturate\_h* is *True*, then saturate *mol* with hydrogens before generating the resonance structures, and remove the hydrogens before returning *isomorphic\_isomers*. This is useful when resonance structures are generated for molecules in which all hydrogens were intentionally removed as in generating `augInChI`. Otherwise, RMG will probably get many of the `lone_pairs` and partial charges in a molecule wrong.

WIP: do not generate aromatic resonance isomers.



`rmgpy.molecule.resonance.generate_kekule_structure(mol)`

Generate a kekulized (single-double bond) form of the molecule. The specific arrangement of double bonds is non-deterministic, and depends on RDKit.

Returns a single Kekule structure as an element of a list of length 1. If there's an error (eg. in RDKit) then it just returns an empty list.

`rmgpy.molecule.resonance.generate_lone_pair_multiple_bond_resonance_structures(mol)`

Generate all of the resonance structures formed by lone electron pair - multiple bond shifts in 3-atom systems. Examples: aniline (Nc1ccccc1), azide, [:NH2]C=[:O] <=> [NH2+]=C[::O-] (where ':' denotes a lone pair, '.' denotes a radical, '-' not in [] denotes a single bond, '-'/'+' denote charge)

`rmgpy.molecule.resonance.generate_optimal_aromatic_resonance_structures(mol, features)`

Generate the aromatic form of the molecule. For radicals, generates the form with the most aromatic rings.

Returns result as a list. In most cases, only one structure will be returned. In certain cases where multiple forms have the same number of aromatic rings, multiple structures will be returned. If there's an error (eg. in RDKit) it just returns an empty list.

`rmgpy.molecule.resonance.generate_resonance_structures(mol, clar_structures, keep_isomorphic, filter_structures)`

Generate and return all of the resonance structures for the input molecule.

Most of the complexity of this method goes into handling aromatic species, particularly to generate an accurate set of resonance structures that is consistent regardless of the input structure. The following considerations are made:

1. False positives from RDKit aromaticity detection can occur if a molecule has exocyclic double bonds
2. False negatives from RDKit aromaticity detection can occur if a radical is delocalized into an aromatic ring
3. sp<sup>2</sup> hybridized radicals in the plane of an aromatic ring do not participate in hyperconjugation
4. Non-aromatic resonance structures of PAHs are not important resonance contributors (assumption)

Aromatic species are broken into the following categories for resonance treatment:

- Radical polycyclic aromatic species: Kekule structures are generated in order to generate adjacent resonance structures. The resulting structures are then used for Clar structure generation. After all three steps, any non-aromatic structures are removed, under the assumption that they are not important resonance contributors.
- Radical monocyclic aromatic species: Kekule structures are generated along with adjacent resonance structures. All are kept regardless of aromaticity because the radical is more likely to delocalize into the ring.
- Stable polycyclic aromatic species: Clar structures are generated
- Stable monocyclic aromatic species: Kekule structures are generated

`rmgpy.molecule.resonance.populate_resonance_algorithms(features)`

Generate list of resonance structure algorithms relevant to the current molecule.

Takes a dictionary of features generated by `analyze_molecule()`. Returns a list of resonance algorithms.

## rmgpy.molecule.kekulize

This module contains functions for kekulization of a aromatic molecule. The only function that should be used outside of this module is the main *kekulize()* function. The remaining functions and classes are designed only to support the kekulization algorithm, and should not be used on their own.

The basic algorithm is as follows: 1. Identify all aromatic rings in the molecule, based on bond types. 2. For each ring, identify endocyclic and exocyclic bonds. 3. Determine if any bonds in the ring are already defined (not benzene bonds). 4. For the remaining bonds, determine whether or not they can be double bonds. 5. If a clear determination cannot be made, make heuristic based assumption. 6. Continue until all bonds in the ring are determined. 7. Continue until all rings in the molecule are determined.

Here, *endo* refers to bonds that comprise a given ring, while *exo* refers to bonds that are connected to atoms in the ring, but not part of the ring itself.

A key part of the algorithm is use of degree of freedom (DOF) analysis in order to determine the optimal order to solve the system. Rings and bonds with fewer DOFs have fewer ways to be kekulized, and are generally easier to solve. Each ring or bond that is fixed reduces the DOF of adjacent rings and bonds, and the process continues until the entire molecule can be solved.

### class rmgpy.molecule.kekulize.AromaticBond

Helper class containing information about a single aromatic bond in a molecule.

DO NOT use outside of this module. This class does not do any aromaticity perception.

#### update()

Update the local degree of freedom information for this aromatic bond. The DOF counts do not include the bond itself, only its adjacent bonds.

*endo\_dof* refers to the number of adjacent bonds in the ring without fixed bond orders. *exo\_dof* refers to the number of adjacent bonds outside the ring without fixed bond orders.

### class rmgpy.molecule.kekulize.AromaticRing

Helper class containing information about a single aromatic ring in a molecule.

DO NOT use outside of this module. This class does not do any aromaticity perception.

#### kekulize()

Attempts to kekulize a single aromatic ring in a molecule.

Returns True if successful, and False otherwise.

#### process\_bonds()

Create AromaticBond objects for each endocyclic bond.

#### update()

Update the degree of freedom information for this aromatic ring.

*endo\_dof* refers to the number of bonds in the ring without fixed bond orders. *exo\_dof* refers to the number of bonds outside the ring without fixed bond orders.

### rmgpy.molecule.kekulize.kekulize(mol)

Kekulize an aromatic molecule in place. If the molecule cannot be kekulized, a KekulizationError will be raised. However, the molecule will be left in a semi-kekulized state. Therefore, if the original molecule needs to be kept, it is advisable to create a copy before kekulizing.

Args: Molecule object to be kekulized

## rmgpy.molecule.filtration

This module contains functions for filtering a list of Molecules representing a single Species, keeping only the representative structures. Relevant for filtration of negligible mesomerism contributing structures.

The rules this module follows are (by order of importance):

1. Minimum overall deviation from the Octet Rule (elaborated for Dectet for sulfur as a third row element)
2. Additional charge separation is only allowed for radicals if it makes a new radical site in the species
3. If a structure must have charge separation, negative charges will be assigned to more electronegative atoms, whereas positive charges will be assigned to less electronegative atoms (charge stabilization)
4. Opposite charges will be as close as possible to one another, and vice versa (charge stabilization)

(inspired by [http://www.chem.ucla.edu/~harding/tutorials/resonance/imp\\_res\\_str.html](http://www.chem.ucla.edu/~harding/tutorials/resonance/imp_res_str.html))

`rmgpy.molecule.filtration. aromaticity_filtration(mol_list, features)`

Returns a filtered list of molecules based on heuristics for determining representative aromatic resonance structures.

For monocyclic aromatics, Kekule structures are removed, with the assumption that an equivalent aromatic structure exists. Non-aromatic structures are maintained if they present new radical sites. Instead of explicitly checking the radical sites, we only check for the SDSDS bond motif since radical delocalization will disrupt that pattern.

For polycyclic aromatics, structures without any benzene bonds are removed. The idea is that radical delocalization into the aromatic pi system is unfavorable because it disrupts aromaticity. Therefore, structures where the radical is delocalized so far into the molecule such that none of the rings are aromatic anymore are not representative. While this isn't strictly true, it helps reduce the number of representative structures by focusing on the most important ones.

`rmgpy.molecule.filtration. charge_filtration(filtered_list, charge_span_list)`

Returns a new filtered\_list, filtered based on charge\_span\_list, electronegativity and proximity considerations. If structures with an additional charge layer introduce reactive sites (i.e., radicals or multiple bonds) they will also be considered. For example:

- Both of NO<sub>2</sub>'s resonance structures will be kept: [O]N=O <=> O=[N+].[O-]
- NCO will only have two resonance structures [N.]#C=O <=> N#C[O.], and will lose the third structure which has the same octet deviation, has a charge separation, but the radical site has already been considered: [N+.]#C[O-]
- CH<sub>2</sub>NO keeps all three structures, since a new radical site is introduced: [CH2.]N=O <=> C=N[O.] <=> C=[N+].[O-]
- NH<sub>2</sub>CHO has two structures, one of which is charged since it introduces a multiple bond: NC=O <=> [NH2+]#C[O-]

However, if the species is not a radical, or multiple bonds do not alter, we only keep the structures with the minimal charge span. For example:

- NSH will only keep the N#S form and not [N-]=[SH+]
- The following species will lose two thirds of its resonance structures, which are charged: CS(=O)SC <=> CS(=O)#SC <=> C[S+](O-)SC <=> CS(O-)=S+ C <=> C[S+](O-)#SC <=> C[S+](=O)=[S-]C
- Azide is known to have three resonance structures: [NH-][N+]#N <=> N=[N+]=[N-] <=> [NH+]#[N+][N-2]; here we filter the third one out due to the higher charge span, which does not contribute to reactivity in RMG

`rmgpy.molecule.filtration.check_reactive(filtered_list)`

Check that there's at least one reactive structure in the returned list. If not, raise an error (does not return anything)

`rmgpy.molecule.filtration.filter_structures(mol_list, mark_unreactive=True, allow_expanded_octet=True, features=None)`

We often get too many resonance structures from the combination of all rules, particularly for species containing lone pairs. This function filters them out by minimizing the number of C/N/O/S atoms without a full octet.

`rmgpy.molecule.filtration.find_unique_sites_in_charged_list(mol, radical_sorting_list, multibond_sorting_list)`

A helper function for reactive site discovery in charged species

`rmgpy.molecule.filtration.get_charge_span_list(mol_list)`

Returns the a list of charge spans for a respective list of `:class:Molecule` objects This is also calculated in the `octet_filtration()` function along with the octet filtration process

`rmgpy.molecule.filtration.get_octet_deviation(mol, allow_expanded_octet=True)`

Returns the octet deviation for a `:class:Molecule` object if `allow_expanded_octet` is `True` (by default), then the function also considers dectet for third row elements (currently sulfur is the only hypervalance third row element in RMG)

`rmgpy.molecule.filtration.get_octet_deviation_list(mol_list, allow_expanded_octet=True)`

Returns the a list of octet deviations for a respective list of `:class:Molecule` objects

`rmgpy.molecule.filtration.mark_unreactive_structures(filtered_list, mol_list)`

Mark selected structures in `filtered_list` with the `Molecule.reactive` flag set to `False` (it is `True` by default) Changes the `filtered_list` object, and does not return anything

`rmgpy.molecule.filtration.octet_filtration(mol_list, octet_deviation_list)`

Returns a filtered list based on the `octet_deviation_list`. Also computes and returns a `charge_span_list`. Filtering using the octet deviation criterion rules out most unrepresentative structures. However, since some charge-strained species are still kept (e.g.,  $[\text{NH}]\text{N}=\text{S}=\text{O} \leftrightarrow [\text{NH}^+]\#[\text{N}][\text{S}][\text{O}^-]$ ), we also generate during the same loop a `charge_span_list` to keep track of the charge spans. This is used for further filtering.

`rmgpy.molecule.filtration.stabilize_charges_by_electronegativity(mol_list, allow_empty_list=False)`

Only keep structures that obey the electronegativity rule. If a structure must have charge separation, negative charges will be assigned to more electronegative atoms, and vice versa. If `allow_empty_list` is set to `False` (default), this function will not return an empty list. If it is set to `True` and all structures in `mol_list` violate the electronegativity heuristic, the original `mol_list` is returned (examples:  $[\text{C}^-]\#[\text{O}^+]$ , CS,  $[\text{NH}^+]\#[\text{C}^-]$ ,  $[\text{OH}^+]=[\text{N}^-]$ ,  $[\text{C}^-][\text{S}^+]=\text{C}$  violate this heuristic).

`rmgpy.molecule.filtration.stabilize_charges_by_proximity(mol_list)`

Only keep structures that obey the charge proximity rule. Opposite charges will be as close as possible to one another, and vice versa.

## rmgpy.molecule.pathfinder

This module provides functions for searching paths within a molecule. The paths generally consist of alternating atoms and bonds.

`rmgpy.molecule.pathfinder.add_allyls(path)`

Find all the (3-atom, 2-bond) patterns "X=X-X" starting from the last atom of the existing path.

The bond attached to the starting atom should be non single. The second bond should be single.

`rmgpy.molecule.pathfinder.add_inverse_allyls(path)`

Find all the (3-atom, 2-bond) patterns "start~atom2=atom3" starting from the last atom of the existing path.

The second bond should be non-single.

`rmgpy.molecule.pathfinder.add_unsaturated_bonds(path)`

Find all the (2-atom, 1-bond) patterns “X=X” starting from the last atom of the existing path.

The bond attached to the starting atom should be non single.

`rmgpy.molecule.pathfinder.compute_atom_distance(atom_indices, mol)`

Compute the distances between each pair of atoms in the atom\_indices.

The distance between two atoms is defined as the length of the shortest path between the two atoms minus 1, because the start atom is part of the path.

The distance between multiple atoms is defined by generating all possible combinations between two atoms and storing the distance between each combination of atoms in a dictionary.

The parameter ‘atom\_indices’ is a list of 1-based atom indices.

`rmgpy.molecule.pathfinder.find_N5dc_radical_delocalization_paths(atom1)`

Find all the resonance structures of an N5dc nitrogen atom with a single bond to a radical N/O/S site, another single bond to a negatively charged N/O/S site, and one double bond (not participating in this transformation)

Example:

- $N=[N+](O)(O-) \Leftrightarrow N=[N+](O-)(O)$ , these structures are isomorphic but not identical, the transition is important for correct degeneracy calculations

In this transition atom1 is the middle N+ (N5dc), atom2 is the radical site, and atom3 is negatively charged A “if atom1.atomtype.label == ‘N5dc’” check should be done before calling this function

`rmgpy.molecule.pathfinder.find_adj_lone_pair_multiple_bond_delocalization_paths(atom1)`

Find all the delocalization paths of atom1 which either

- Has a lonePair and is bonded by a single/double bond (e.g.,  $[:NH-]-[CH2+]$ ,  $[:N-]=[CH+]$ ) – direction 1
- Can obtain a lonePair and is bonded by a double/triple bond (e.g.,  $[:NH]=[CH2]$ ,  $[:N]\#[CH]$ ) – direction 2

Giving the following resonance transitions, for example:

- $[:NH-]-[CH2+] \Leftrightarrow [:NH]=[CH2]$
- $[:N]\#[CH] \Leftrightarrow [:N-]=[CH+]$
- other examples:  $S\#N$ ,  $N\#[S]$ ,  $O=S(O)=O$

Direction “1” is the direction <increasing> the bond order as in  $[:NH-]-[CH2+] \Leftrightarrow [:NH]=[CH2]$  Direction “2” is the direction <decreasing> the bond order as in  $[:NH]=[CH2] \Leftrightarrow [:NH-]-[CH2+]$  (where ‘:’ denotes a lone pair, ‘.’ denotes a radical, ‘-’ not in [] denotes a single bond, ‘-’/‘+’ denote charge) (In direction 1 atom1 <losses> a lone pair, in direction 2 atom1 <gains> a lone pair)

`rmgpy.molecule.pathfinder.find_adj_lone_pair_radical_delocalization_paths(atom1)`

Find all the delocalization paths of lone electron pairs next to the radical center indicated by atom1. Used to generate resonance isomers in adjacent N/O/S atoms. Two adjacent O atoms are not allowed since (a) currently RMG has no good thermo/kinetics for  $R[:O+].[::O-]$  which could have been generated as a resonance structure of  $R[:O][::O]$ .

The radical site (atom1) could be either:

- *N ul p0*, eg  $O=[N+][::O-]$
- *N ul p1*, eg  $R[:NH][:NH.]$
- *O ul p1*, eg  $[:O+]=[::N-]$ ; not allowed when adjacent to another O atom
- *O ul p2*, eg  $O=N[::O.]$ ; not allowed when adjacent to another O atom

- *S u1 p0*, eg O[S.+]([O-])=O
- *S u1 p1*, eg O[:S.+]([O-])
- *S u1 p2*, eg O=N[::S.]
- any of the above with more than 1 radical where possible

The non-radical site (atom2) could respectively be:

- *N u0 p1*
- *N u0 p2*
- *O u0 p2*
- *O u0 p3*
- *S u0 p1*
- *S u0 p2*
- *S u0 p3*

(where ‘.’ denotes a lone pair, ‘.’ denotes a radical, ‘-’ not in [] denotes a single bond, ‘-’/+’ denote charge)  
 The bond between the sites does not have to be single, e.g.: [:O.+]=[::N-] <=> [::O]=[N.]

`rmgpy.molecule.pathfinder.find_adj_lone_pair_radical_multiple_bond_delocalization_paths(atom1)`

Find all the delocalization paths of atom1 which either

- Has a lonePair and is bonded by a single/double bond to a radical atom (e.g., [:N]-[.CH2])
- Can obtain a lonePair, has a radical, and is bonded by a double/triple bond (e.g., [:N.]=[CH2])

Giving the following resonance transitions, for example:

- [:N]-[.CH2] <=> [:N.]=[CH2]
- O[:S](=O)[::O.] <=> O[S.](=O)=[::O]

Direction “1” is the direction <increasing> the bond order as in [:N]-[.CH2] <=> [:N.]=[CH2] Direction “2” is the direction <decreasing> the bond order as in [:N.]=[CH2] <=> [:N]-[.CH2] (where ‘.’ denotes a lone pair, ‘.’ denotes a radical, ‘-’ not in [] denotes a single bond, ‘-’/+’ denote charge) (In direction 1 atom1 <loses> a lone pair, gains a radical, and atom2 loses a radical. In direction 2 atom1 <gains> a lone pair, loses a radical, and atom2 gains a radical)

`rmgpy.molecule.pathfinder.find_allyl_delocalization_paths(atom1)`

Find all the delocalization paths allyl to the radical center indicated by *atom1*.

`rmgpy.molecule.pathfinder.find_allyl_end_with_charge(start)`

Search for a (3-atom, 2-bond) path between start and end atom that consists of alternating non-single and single bonds and ends with a charged atom.

Returns a list with atom and bond elements from start to end, or an empty list if nothing was found.

`rmgpy.molecule.pathfinder.find_butadiene(start, end)`

Search for a path between start and end atom that consists of alternating non-single and single bonds.

Returns a list with atom and bond elements from start to end, or None if nothing was found.

`rmgpy.molecule.pathfinder.find_butadiene_end_with_charge(start)`

Search for a (4-atom, 3-bond) path between start and end atom that consists of alternating non-single and single bonds and ends with a charged atom.

Returns a list with atom and bond elements from start to end, or None if nothing was found.

`rmgpy.molecule.pathfinder.find_lone_pair_multiple_bond_paths(atom1)`

Find all the delocalization paths between lone electron pair and multiple bond in a 3-atom system *atom1* indicates the localized lone pair site. Currently carbenes are excluded from this path.

Examples:

- N2O ( $\text{N}\#[\text{N}][\text{O}] \leftrightarrow [\text{N}] = [\text{N}] = \text{O}$ )
- Azide ( $\text{N}\#[\text{N}][\text{NH}] \leftrightarrow [\text{N}] = [\text{N}] = \text{N} \leftrightarrow [\text{N}-2][\text{N}][\text{NH}]$ )
- N#N group on sulfur ( $\text{O}[\text{S}](\text{O})[\text{N}]\#\text{N} \leftrightarrow \text{OS}(\text{O}) = [\text{N}] = [\text{N}] \leftrightarrow \text{O}[\text{S}](\text{O})\#[\text{N}][\text{N}-2]$ )
- $\text{N}[\text{N}](\text{O}) = \text{O} \leftrightarrow \text{N}[\text{N}](=\text{O})[\text{O}]$ , these structures are isomorphic but not identical, this transition is important for correct degeneracy calculations

`rmgpy.molecule.pathfinder.is_atom_able_to_gain_lone_pair(atom)`

Helper function Returns True if atom is N/O/S and is able to <gain> an additional lone pair, False otherwise We don't allow O to remain with no lone pairs

`rmgpy.molecule.pathfinder.is_atom_able_to_lose_lone_pair(atom)`

Helper function Returns True if atom is N/O/S and is able to <lose> a lone pair, False otherwise We don't allow O to remain with no lone pairs

## rmgpy.molecule.converter

This module provides methods for converting molecules between RMG, RDKit, and OpenBabel.

`rmgpy.molecule.converter.debug_rdkit_mol(rdmol, level=20)`

Takes an rdkit molecule object and logs some debugging information equivalent to calling `rdmol.Debug()` but uses our logging framework. Default logging level is INFO but can be controlled with the *level* parameter. Also returns the message as a string, should you want it for something.

`rmgpy.molecule.converter.from_ob_mol(mol, obmol, raise_atomtype_exception)`

Convert a OpenBabel Mol object *obmol* to a molecular structure. Uses [OpenBabel](#) to perform the conversion.

`rmgpy.molecule.converter.from_rdkit_mol(mol, rdkitmol, raise_atomtype_exception)`

Convert a RDKit Mol object *rdkitmol* to a molecular structure. Uses [RDKit](#) to perform the conversion. This Kekulizes everything, removing all aromatic atom types.

`rmgpy.molecule.converter.to_ob_mol(mol, return_mapping)`

Convert a molecular structure to an OpenBabel OBMol object. Uses [OpenBabel](#) to perform the conversion.

`rmgpy.molecule.converter.to_rdkit_mol(mol, remove_h, return_mapping, sanitize)`

Convert a molecular structure to a RDKit *rdmol* object. Uses [RDKit](#) to perform the conversion. Perceives aromaticity and, unless `remove_h==False`, removes Hydrogen atoms.

If `return_mapping==True` then it also returns a dictionary mapping the atoms to RDKit's atom indices.

## rmgpy.molecule.translator

This module provides methods for translating to and from common molecule representation formats, e.g. SMILES, InChI, SMARTS.

`rmgpy.molecule.translator.from_augmented_inchi(mol, aug_inchi, raise_atomtype_exception)`

Creates a Molecule object from the augmented inchi.

First, the inchi is converted into a Molecule using the backend parsers.

Next, the multiplicity and unpaired electron information is used to fix a number of parsing errors made by the backends.

Finally, the atom types of the corrected molecule are perceived.

Returns a Molecule object

`rmgpy.molecule.translator.from_inchi(mol, inchi_str, backend, raise_atomtype_exception)`

Convert an InChI string *inchi\_str* to a molecular structure. Uses a user-specified backend for conversion, currently supporting rdkit (default) and openbabel.

`rmgpy.molecule.translator.from_smarts(mol, smarts_str, backend, raise_atomtype_exception)`

Convert a SMARTS string *smarts\_str* to a molecular structure. Uses RDKit to perform the conversion. This Kekulizes everything, removing all aromatic atom types.

`rmgpy.molecule.translator.from_smiles(mol, smiles_str, backend, raise_atomtype_exception)`

Convert a SMILES string *smiles\_str* to a molecular structure. Uses a user-specified backend for conversion, currently supporting rdkit (default) and openbabel.

`rmgpy.molecule.translator.to_inchi(mol, backend, aug_level)`

Convert a molecular structure to an InChI string. For *aug\_level*=0, generates the canonical InChI. For *aug\_level*=1, appends the molecule multiplicity. For *aug\_level*=2, appends positions of unpaired and paired electrons.

Uses RDKit or OpenBabel for conversion.

#### Parameters

- **choice of backend** (*backend*) –
- 'try-all' –
- 'rdkit' –
- 'openbabel' (*or*) –
- **level of augmentation** (*aug\_level*) –
- 0 –
- 1 –
- 2 (*or*) –

`rmgpy.molecule.translator.to_inchi_key(mol, backend, aug_level)`

Convert a molecular structure to an InChI Key string. For *aug\_level*=0, generates the canonical InChI. For *aug\_level*=1, appends the molecule multiplicity. For *aug\_level*=2, appends positions of unpaired and paired electrons.

Uses RDKit or OpenBabel for conversion.

#### Parameters

- **choice of backend** (*backend*) –
- 'try-all' –
- 'rdkit' –
- 'openbabel' (*or*) –
- **level of augmentation** (*aug\_level*) –
- 0 –
- 1 –
- 2 (*or*) –



`rmgpy.molecule.translator.to_smarts` (*mol, backend*)

Convert a molecular structure to an SMARTS string. Uses [RDKit](#) to perform the conversion. Perceives aromaticity and removes Hydrogen atoms.

`rmgpy.molecule.translator.to_smiles` (*mol, backend*)

Convert a molecular structure to an SMILES string.

If there is a Nitrogen/Sulfur atom present it uses [OpenBabel](#) to perform the conversion, and the SMILES may or may not be canonical.

Otherwise, it uses [RDKit](#) to perform the conversion, so it will be canonical SMILES. While converting to an `RDMolecule` it will perceive aromaticity and removes Hydrogen atoms.

## Adjacency Lists

---

**Note:** The adjacency list syntax changed in July 2014. The minimal requirement for most translations is to prefix the number of unpaired electrons with the letter *u*. The new syntax, however, allows much greater flexibility, including definition of lone pairs, partial charges, wildcards, and molecule multiplicities.

---



---

**Note:** To quickly visualize any adjacency list, or to generate an adjacency list from other types of molecular representations such as SMILES, InChI, or even common species names, use the [Molecule Search](http://rmg.mit.edu/molecule_search) tool found here: [http://rmg.mit.edu/molecule\\_search](http://rmg.mit.edu/molecule_search)

---

An adjacency list is the most general way of specifying a chemical molecule or molecular pattern in RMG. It is based on the adjacency list representation of the graph data type – the underlying data type for molecules and patterns in RMG – but extended to allow for specification of extra semantic information.

The first line of most adjacency lists is a unique identifier for the molecule or pattern the adjacency list represents. This is not strictly required, but is recommended in most cases. Generally the identifier should only use alphanumeric characters and the underscore, as if an identifier in many popular programming languages. However, strictly speaking any non-space ASCII character is allowed.

The subsequent lines may contain keyword-value pairs. Currently there is only one keyword, `multiplicity`.

For species or molecule declarations, the value after `multiplicity` defines the spin multiplicity of the molecule. E.g. `multiplicity 1` for most ground state closed shell species, `multiplicity 2` for most radical species, and `multiplicity 3` for a triplet biradical. If the `multiplicity` line is not present then a value of (1 + number of unpaired electrons) is assumed. Thus, it can usually be omitted, but if present can be used to distinguish, for example, singlet CH2 from triplet CH2.

If defining a Functional *Group*, then the value must be a list, which defines the multiplicities that will be matched by the group, eg. `multiplicity [1,2,3]` or, for a single value, `multiplicity [1]`. If a wildcard is desired, the line `'multiplicity x` can be used instead to accept all multiplicities. If the `multiplicity` line is omitted altogether, then a wildcard is assumed.

e.g. the following two group adjlists represent identical groups.

```
group1
multiplicity x
1    R!H u0
```

```
group2
1    R!H u0
```

After the identifier line and keyword-value lines, each subsequent line describes a single atom and its local bond structure. The format of these lines is a whitespace-delimited list with tokens

```
<number> [<label>] <element> u<unpaired> [p<pairs>] [c<charge>] <bondlist>
```

The first item is the number used to identify that atom. Any number may be used, though it is recommended to number the atoms sequentially starting from one. Next is an optional label used to tag that atom; this should be an asterisk followed by a unique number for the label, e.g. \*1. In some cases (e.g. thermodynamics groups) there is only one labeled atom, and the label is just an asterisk with no number: \*.

After that is the atom's element or atom type, indicated by its atomic symbol, followed by a sequence of tokens describing the electronic state of the atom:

- u0 number of **unpaired** electrons (eg. radicals)
- p0 number of lone **pairs** of electrons, common on oxygen and nitrogen.
- c0 formal **charge** on the atom, e.g. c-1 (negatively charged), c0, c+1 (positively charged)

For *Molecule* definitions: The value must be a single integer (and for charge must have a + or - sign if not equal to 0) The number of unpaired electrons (i.e. radical electrons) is required, even if zero. The number of lone pairs and the formal charge are assumed to be zero if omitted.

For *Group* definitions: The value can be an integer or a list of integers (with signs, for charges), eg. u[0,1,2] or c[0,+1,+2,+3,+4], or may be a wildcard x which matches any valid value, eg. px is the same as p[0,1,2,3,4, . . .] and cx is the same as c[ . . . , -4, -3, -2, -1, 0, +1, +2, +3, +4, . . . ]. Lists must be enclosed in square brackets, and separated by commas, without spaces. If lone pairs or formal charges are omitted from a group definition, the wildcard is assumed.

The last set of tokens is the list of bonds. To indicate a bond, place the number of the atom at the other end of the bond and the bond type within curly braces and separated by a comma, e.g. {2,S}. Multiple bonds from the same atom should be separated by whitespace.

**Note:** You must take care to make sure each bond is listed on the lines of *both* atoms in the bond, and that these entries have the same bond type. RMG will raise an exception if it encounters such an invalid adjacency list.

When writing a molecular substructure pattern, you may specify multiple elements, radical counts, and bond types as a comma-separated list inside square brackets. For example, to specify any carbon or oxygen atom, use the syntax [C,O]. For a single or double bond to atom 2, write {2,[S,D]}.

Atom types such as R!H or Cdd may also be used as a shorthand. (Atom types like Cdd can also be used in full molecules, but this use is discouraged, as RMG can compute them automatically for full molecules.)

Below is an example adjacency list, for 1,3-hexadiene, with the weakest bond in the molecule labeled with \*1 and \*2. Note that hydrogen atoms can be omitted if desired, as their presence is inferred, provided that unpaired electrons, lone pairs, and charges are all correctly defined:

```
HXD13
multiplicity 1
1 C u0 {2,D}
2 C u0 {1,D} {3,S}
3 C u0 {2,S} {4,D}
4 C u0 {3,D} {5,S}
5 *1 C u0 {4,S} {6,S}
6 *2 C u0 {5,S}
```

The allowed element types, radicals, and bonds are listed in the following table:

	Notation	Explanation
Chemical Element	C	Carbon atom
	O	Oxygen atom
	H	Hydrogen atom
	S	Sulfur atom
	N	Nitrogen atom
Nonreactive Elements	Si	Silicon atom
	Cl	Chlorine atom
	He	Helium atom
	Ar	Argon atom
Chemical Bond	S	Single Bond
	D	Double Bond
	T	Triple bond
	B	Benzene bond

`rmgpy.molecule.adjlist.from_adjacency_list(adjlist, group=False, saturate_h=False)`

Convert a string adjacency list *adjlist* into a set of Atom and Bond objects.

`rmgpy.molecule.adjlist.to_adjacency_list(atoms, multiplicity, label=None, group=False, remove_h=False, remove_lone_pairs=False, old_style=False)`

Convert a chemical graph defined by a list of *atoms* into a string adjacency list.

### rmgpy.molecule.symmetry

`rmgpy.molecule.symmetry.calculate_atom_symmetry_number(molecule, atom)`

Return the symmetry number centered at *atom* in the structure. The *atom* of interest must not be in a cycle.


`rmgpy.molecule.symmetry.calculate_bond_symmetry_number(molecule, atom1, atom2)`

Return the symmetry number centered at *bond* in the structure.

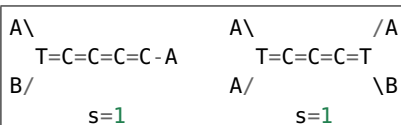
`rmgpy.molecule.symmetry.calculate_axis_symmetry_number(molecule)`

Get the axis symmetry number correction. The “axis” refers to a series of two or more cumulated double bonds (e.g. C=C=C, etc.). Corrections for single C=C bonds are handled in `getBondSymmetryNumber()`.

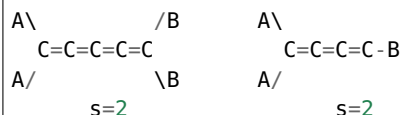
Each axis (C=C=C) has the potential to double the symmetry number. If an end has 0 or 1 groups (eg. =C=CJJ or =C=C-R) then it cannot alter the axis symmetry and is disregarded:



If an end has 2 groups that are different then it breaks the symmetry and the symmetry for that axis is 1, no matter what’s at the other end:



If you have one or more ends with 2 groups, and neither end breaks the symmetry, then you have an axis symmetry number of 2:



`rmgpy.molecule.symmetry.calculate_cyclic_symmetry_number(molecule)`

Get the symmetry number correction for cyclic regions of a molecule. For complicated fused rings the smallest set of smallest rings is used.

`rmgpy.molecule.symmetry.calculate_symmetry_number(molecule)`

Return the symmetry number for the structure. The symmetry number includes both external and internal modes.

### `rmgpy.molecule.draw.MoleculeDrawer`

**class** `rmgpy.molecule.draw.MoleculeDrawer` (*options=None*)

This class provides functionality for drawing the skeletal formula of molecules using the Cairo 2D graphics engine. The most common use case is simply:

```
MoleculeDrawer().draw(molecule, file_format='png', path='molecule.png')
```

where `molecule` is the `Molecule` object to draw. You can also pass a dict of options to the constructor to affect how the molecules are drawn.

**draw** (*molecule, file\_format, target=None*)

Draw the given *molecule* using the given image *file\_format* - pdf, svg, ps, or png. If *path* is given, the drawing is saved to that location on disk. The *options* dict is an optional set of key-value pairs that can be used to control the generated drawing.

This function returns the Cairo surface and context used to create the drawing, as well as a bounding box for the molecule being drawn as the tuple (*left, top, width, height*).

**render** (*cr, offset=None*)

Uses the Cairo graphics library to create a skeletal formula drawing of a molecule containing the list of *atoms* and dict of *bonds* to be drawn. The 2D position of each atom in *atoms* is given in the *coordinates* array. The symbols to use at each atomic position are given by the list *symbols*. You must specify the Cairo context *cr* to render to.

### `rmgpy.molecule.draw.ReactionDrawer`

**class** `rmgpy.molecule.draw.ReactionDrawer` (*options=None*)

This class provides functionality for drawing chemical reactions using the skeletal formula of each reactant and product molecule via the Cairo 2D graphics engine. The most common use case is simply:

```
ReactionDrawer().draw(reaction, file_format='png', path='reaction.png')
```

where `reaction` is the `Reaction` object to draw. You can also pass a dict of options to the constructor to affect how the molecules are drawn.

**draw** (*reaction, file\_format, path=None*)

Draw the given *reaction* using the given image *file\_format* - pdf, svg, ps, or png. If *path* is given, the drawing is saved to that location on disk.

This function returns the Cairo surface and context used to create the drawing, as well as a bounding box for the molecule being drawn as the tuple (*left, top, width, height*).

## 1.7 Pressure dependence (rmgpy.pdep)

The *rmgpy.pdep* subpackage provides functionality for calculating the pressure-dependent rate coefficients  $k(T, P)$  for unimolecular reaction networks.

A unimolecular reaction network is defined by a set of chemically reactive molecular configurations - local minima on a potential energy surface - divided into unimolecular isomers and bimolecular reactants or products. In our vernacular, reactants can associate to form an isomer, while such association is neglected for products. These configurations are connected by chemical reactions to form a network; these are referred to as *path* reactions. The system also consists of an excess of inert gas M, representing a thermal bath; this allows for neglecting all collisions other than those between an isomer and the bath gas.

An isomer molecule at sufficiently high internal energy can be transformed by a number of possible events:

- The isomer molecule can collide with any other molecule, resulting in an increase or decrease in energy
- The isomer molecule can isomerize to an adjacent isomer at the same energy
- The isomer molecule can dissociate into any directly connected bimolecular reactant or product channel

It is this competition between collision and reaction events that gives rise to pressure-dependent kinetics.

### 1.7.1 Collision events

Class	Description
<i>SingleExponentialDown</i>	A collisional energy transfer model based on the single exponential down model

### 1.7.2 Reaction events

Function	Description
<i>calculate_microcanonical_rate_coefficient()</i>	Return the microcanonical rate coefficient $k(E)$ for a reaction
<i>apply_rrkm_theory()</i>	Use RRKM theory to compute $k(E)$ for a reaction
<i>apply_inverse_laplace_transform_method()</i>	Use the inverse Laplace transform method to compute $k(E)$ for a reaction

### 1.7.3 Pressure-dependent reaction networks

Class	Description
<i>Configuration</i>	A molecular configuration on a potential energy surface
<i>Network</i>	A collisional energy transfer model based on the single exponential down model

## 1.7.4 The master equation

Function	Description
<code>generate_full_me_matrix()</code>	Return the full master equation matrix for a network

## 1.7.5 Master equation reduction methods

Function	Description
<code>msc.apply_modified_strong_collisions_method()</code>	Reduce the master equation to phenomenological rate coefficients $k(T, P)$ using the modified strong collision method
<code>rs.apply_reservoir_state_method()</code>	Reduce the master equation to phenomenological rate coefficients $k(T, P)$ using the reservoir state method
<code>cse.apply_chemically_significant_eigenvalues_method()</code>	Reduce the master equation to phenomenological rate coefficients $k(T, P)$ using the chemically-significant eigenvalues method

### rmgpy.pdep.SingleExponentialDown

**class** `rmgpy.pdep.SingleExponentialDown` (*alpha0=None, T0=None, n=0.0*)

A representation of a single exponential down model of collisional energy transfer. The attributes are:

Attribute	Description
<i>alpha0</i>	The average energy transferred in a deactivating collision at the reference temperature
<i>T0</i>	The reference temperature
<i>n</i>	The temperature exponent

Based around the collisional energy transfer probability function

$$P(E, E') = C(E') \exp\left(-\frac{E' - E}{\alpha}\right) \quad E < E'$$

where the parameter  $\alpha = \langle \Delta E_d \rangle$  represents the average energy transferred in a deactivating collision. This is the most commonly-used collision model, simply because it only has one parameter to determine. The parameter  $\alpha$  is specified using the equation

$$\alpha = \alpha_0 \left(\frac{T}{T_0}\right)^n$$

where  $\alpha_0$  is the value of  $\alpha$  at temperature  $T_0$  in K. Set the exponent  $n$  to zero to obtain a temperature-independent value for  $\alpha$ .

#### **T0**

The reference temperature.

#### **alpha0**

The average energy transferred in a deactivating collision at the reference temperature.

#### **as\_dict()**

A helper function for dumping objects as dictionaries for YAML files

**Returns** A dictionary representation of the object

**Return type** dict

**calculate\_collision\_efficiency**(*self*, *double T*, *ndarray e\_list*, *ndarray j\_list*, *ndarray dens\_states*, *double EO*, *double e\_reac*)

Calculate an efficiency factor for collisions, particularly useful for the modified strong collision method. The collisions involve the given *species* with density of states *dens\_states* corresponding to energies *e\_list* in J/mol, ground-state energy *EO* in kJ/mol, and first reactive energy *e\_reac* in kJ/mol. The collisions occur at temperature *T* in K and are described by the average energy transferred in a deactivating collision *d\_e\_down* in kJ/mol. The algorithm here is implemented as described by Chang, Bozzelli, and Dean [?].

**generate\_collision\_matrix**(*self*, *double T*, *ndarray dens\_states*, *ndarray e\_list*, *ndarray j\_list=None*)

Generate and return the collision matrix  $\mathbf{M}_{\text{coll}}/\omega = \mathbf{P} - \mathbf{I}$  corresponding to this collision model for a given set of energies *e\_list* in J/mol, temperature *T* in K, and isomer density of states *dens\_states*.

**get\_alpha**(*self*, *double T*) → *double*

Return the value of the  $\alpha$  parameter - the average energy transferred in a deactivating collision - in J/mol at temperature *T* in K.

**make\_object**(*data*, *class\_dict*)

A helper function for constructing objects from a dictionary (used when loading YAML files)

#### Parameters

- **data** (*dict*) – The dictionary representation of the object
- **class\_dict** (*dict*) – A mapping of class names to the classes themselves

**Returns** *None*

**n**

‘double’

**Type** *n*

## Reaction events

### Microcanonical rate coefficients

`rmgpy.pdep.reaction.calculate_microcanonical_rate_coefficient`(*reaction*, *ndarray e\_list*, *ndarray j\_list*, *ndarray reac\_dens\_states*, *ndarray prod\_dens\_states=None*, *double T=0.0*)

Calculate the microcanonical rate coefficient  $k(E)$  for the reaction *reaction* at the energies *e\_list* in J/mol. *reac\_dens\_states* and *prod\_dens\_states* are the densities of states of the reactant and product configurations for this reaction. If the reaction is irreversible, only the reactant density of states is required; if the reaction is reversible, then both are required. This function will try to use the best method that it can based on the input data available:

- If detailed information has been provided for the transition state (i.e. the molecular degrees of freedom), then RRKM theory will be used.
- If the above is not possible but high-pressure limit kinetics  $k_{\infty}(T)$  have been provided, then the inverse Laplace transform method will be used.

The density of states for the product *prod\_dens\_states* and the temperature of interest *T* in K can also be provided. For isomerization and association reactions *prod\_dens\_states* is required; for dissociation reactions it is optional. The temperature is used if provided in the detailed balance expression to determine the reverse kinetics, and in certain cases in the inverse Laplace transform method.

## RRKM theory

`rmgpy.pdep.reaction.apply_rrkm_theory(transition_state, ndarray e_list, ndarray j_list, ndarray dens_states)`

Calculate the microcanonical rate coefficient for a reaction using RRKM theory, where *transition\_state* is the transition state of the reaction, *e\_list* is the array of energies in J/mol at which to evaluate the microcanonical rate, and *dens\_states* is the density of states of the reactant.

RRKM (Rice-Ramsperger-Kassel-Marcus) theory is the microcanonical analogue of transition state theory. The microcanonical rate coefficient as a function of total energy  $E$  and total angular momentum quantum number  $J$  is given by

$$k(E, J) = \frac{N^\ddagger(E, J)}{h\rho(E, J)}$$

where  $N^\ddagger(E, J)$  is the sum of states of the transition state and  $\rho(E, J)$  is the density of states of the reactant. If the J-rotor is treated as active, the J-dependence can be averaged in the above expression to give

$$k(E) = \frac{N^\ddagger(E)}{h\rho(E)}$$

as a function of total energy alone. This is reasonable at high temperatures, but less accurate at low temperatures.

Use of RRKM theory requires detailed information about the statistical mechanics of the reactant *and* transition state. However, it is generally more accurate than the inverse Laplace transform method.

## Inverse Laplace transform method

`rmgpy.pdep.reaction.apply_inverse_laplace_transform_method(transition_state, Arrhenius kinetics, ndarray e_list, ndarray j_list, ndarray dens_states, double T=0.0)`

Calculate the microcanonical rate coefficient for a reaction using the inverse Laplace transform method, where *kinetics* is the high pressure limit rate coefficient,  $E_0$  is the ground-state energy of the transition state, *e\_list* is the array of energies in kJ/mol at which to evaluate the microcanonical rate, and *dens\_states* is the density of states of the reactant. The temperature  $T$  in K is not required, and is only used when the temperature exponent of the Arrhenius expression is negative (for which the inverse transform is undefined).

The inverse Laplace transform method exploits the following relationship to determine the microcanonical rate coefficient:

$$\mathcal{L}[k(E)\rho(E)] = \int_0^\infty k(E)\rho(E)e^{-E/k_B T} dE = k_\infty(T)Q(T)$$

Given a high-pressure limit rate coefficient  $k_\infty(T)$  represented as an Arrhenius expression with positive  $n$  and  $E_a$ , the microcanonical rate coefficient  $k(E)$  can be determined via an inverse Laplace transform. For  $n = 0$  the transform can be defined analytically:

$$k(E) = A \frac{\rho(E - E_a)}{\rho(E)} \quad (n = 0)$$

For  $n > 0$  the transform is defined numerically. For  $n < 0$  or  $E_a < 0$  the transform is not defined; in this case we approximate by simply lumping the  $T^n$  or  $e^{-E_a/RT}$  terms into the preexponential factor, and use a different  $k(E)$  at each temperature.

The ILT method does not require detailed transition state information, but only the high-pressure limit kinetics. However, it assumes that (1)  $k_\infty(T)$  is valid over the temperature range from zero to infinity and (2) the activation energy  $E_a$  is physically identical to the reaction barrier  $E_0^\ddagger - E_0$ .



**rmgpy.pdep.Configuration****class** rmgpy.pdep.**Configuration**

A representation of a molecular configuration on a potential energy surface.

**E0**

The ground-state energy of the configuration in J/mol.

**calculate\_collision\_frequency**(*T*, *P*, *bath\_gas*)

Return the value of the collision frequency in Hz at the given temperature *T* in K and pressure *P* in Pa. If a dictionary *bath\_gas* of bath gas species and corresponding mole fractions is given, the collision parameters of the bath gas species will be averaged with those of the species before computing the collision frequency.

Only the Lennard-Jones collision model is currently supported.

**calculate\_density\_of\_states**(*e\_list*, *active\_j\_rotor*, *active\_k\_rotor*, *rmgmode*)

Calculate the density (and sum) of states for the configuration at the given energies above the ground state *e\_list* in J/mol. The *active\_j\_rotor* and *active\_k\_rotor* flags control whether the J-rotor and/or K-rotor are treated as active (and therefore included in the density and sum of states). The computed density and sum of states arrays are stored on the object for future use.

**cleanup**()

Delete intermediate arrays used in computing k(T,P) values.

**generate\_collision\_matrix**(*T*, *dens\_states*, *e\_list*, *j\_list*)

Return the collisional energy transfer probabilities matrix for the configuration at the given temperature *T* in K using the given energies *e\_list* in kJ/mol and total angular momentum quantum numbers *j\_list*. The density of states of the configuration *dens\_states* in mol/kJ is also required.

**get\_enthalpy**(*T*)

Return the enthalpy in kJ/mol at the specified temperature *T* in K.

**get\_entropy**(*T*)

Return the entropy in J/mol\*K at the specified temperature *T* in K.

**get\_free\_energy**(*T*)

Return the Gibbs free energy in kJ/mol at the specified temperature *T* in K.

**get\_heat\_capacity**(*T*)

Return the constant-pressure heat capacity in J/mol\*K at the specified temperature *T* in K.

**has\_statmech**()

Return True if all species in the configuration have statistical mechanics parameters, or False otherwise.

**has\_thermo**()

Return True if all species in the configuration have thermodynamics parameters, or False otherwise.

**is\_bimolecular**()

Return True if the configuration represents a bimolecular reactant or product channel, or False otherwise.

**is\_termolecular**()

Return True if the configuration represents a termolecular reactant or product channel, or False otherwise.

**is\_transition\_state**()

Return True if the configuration represents a transition state, or False otherwise.

**is\_unimolecular**()

Return True if the configuration represents a unimolecular isomer, or False otherwise.

**map\_density\_of\_states** (*e\_list*, *j\_list*)

Return a mapping of the density of states for the configuration to the given energies *e\_list* in J/mol and, if the J-rotor is not active, the total angular momentum quantum numbers *j\_list*.

**map\_sum\_of\_states** (*e\_list*, *j\_list*)

Return a mapping of the density of states for the configuration to the given energies *e\_list* in J/mol and, if the J-rotor is not active, the total angular momentum quantum numbers *j\_list*.

**rmgpy.pdep.Network**

```
class rmgpy.pdep.Network(label="", isomers=None, reactants=None, products=None,
                        path_reactions=None, bath_gas=None, net_reactions=None, T=0.0,
                        P=0.0, e_list=None, j_list=None, n_grains=0, n_j=0, active_k_rotor=True,
                        active_j_rotor=True, grain_size=0.0, grain_count=0, E0=None)
```

A representation of a unimolecular reaction network. The attributes are:

Attribute	Description
<i>isomers</i>	A list of the unimolecular isomers (Configuration objects) in the network
<i>reactants</i>	A list of the bimolecular reactant channels (Configuration objects) in the network
<i>products</i>	A list of the bimolecular product channels (Configuration objects) in the network
<i>path_reactions</i>	A list of Reaction objects that connect isomers to their unimolecular and bimolecular products (the high-pressure-limit)
<i>bath_gas</i>	A dictionary of the bath gas species (keys) and their mole fractions (values)
<i>net_reactions</i>	A list of Reaction objects that connect any pair of isomers (pressure dependent reactions)
<i>T</i>	The current temperature in K
<i>P</i>	The current pressure in Pa
<i>e_list</i>	The current array of energy grains in J/mol
<i>j_list</i>	The current array of total angular momentum quantum numbers
<i>n_isom</i>	The number of unimolecular isomers in the network
<i>n_reac</i>	The number of bimolecular reactant channels in the network
<i>n_prod</i>	The number of bimolecular product channels in the network
<i>n_grains</i>	The number of energy grains
<i>n_j</i>	The number of angular momentum grains
<i>grain_size</i>	Maximum size of separation between energies
<i>grain_count</i>	Minimum number of discrete energies separated
<i>E0</i>	A list of ground state energies of isomers, reactants, and products (J/mol)
<i>active_k_rotor</i>	True if the K-rotor is treated as active, False if treated as adiabatic
<i>active_j_rotor</i>	True if the J-rotor is treated as active, False if treated as adiabatic
<i>rmgmode</i>	True if in RMG mode, False otherwise
<i>eq_ratios</i>	An array containing concentration of each isomer and reactant channel present at equilibrium
<i>coll_freq</i>	An array of the frequency of collision between isomers and the bath gas
<i>Mcoll</i>	Matrix of first-order rate coefficients for collisional population transfer between grains for each isomer
<i>dens_states</i>	3D np array of stable configurations, number of grains, and number of J
<i>Kij</i>	The microcanonical rates to go from isomer $j$ to isomer $i$ . 4D array with indexes: $i, j$ , energies, rotational energy
<i>Gnj</i>	The microcanonical rates to go from isomer $j$ to reactant/product $n$ . 4D array with indexes: $n, j$ , energies, rotational energy
<i>Fim</i>	The microcanonical rates to go from reactant $m$ to isomer $i$ . 4D array with indexes: $n, j$ , energies, rotational energy
<i>K</i>	2D Array of phenomenological rates at the specified T and P
<i>p0</i>	Pseudo-steady state population distributions

**apply\_chemically\_significant\_eigenvalues\_method** (*lumping\_order=None*)

Compute the phenomenological rate coefficients  $k(T, P)$  at the current conditions using the chemically-significant eigenvalues method. If a *lumping\_order* is provided, the algorithm will attempt to lump the configurations (given by index) in the order provided, and return a reduced set of  $k(T, P)$  values.

**apply\_modified\_strong\_collision\_method**(*efficiency\_model='default'*)

Compute the phenomenological rate coefficients  $k(T, P)$  at the current conditions using the modified strong collision method.

**apply\_reservoir\_state\_method**()

Compute the phenomenological rate coefficients  $k(T, P)$  at the current conditions using the reservoir state method.

**calculate\_collision\_model**()

Calculate the matrix of first-order rate coefficients for collisional population transfer between grains for each isomer, including the corresponding collision frequencies.

**calculate\_densities\_of\_states**()

Calculate the densities of states of each configuration that has states data. The densities of states are computed such that they can be applied to each temperature in the range of interest by interpolation.

**calculate\_equilibrium\_ratios**()

Return an array containing the fraction of each isomer and reactant channel present at equilibrium, as determined from the Gibbs free energy and using the concentration equilibrium constant  $K_c$ . These values are ratios, and the absolute magnitude is not guaranteed; however, the implementation scales the elements of the array so that they sum to unity.

**calculate\_microcanonical\_rates**()

Calculate and return arrays containing the microcanonical rate coefficients  $k(E)$  for the isomerization, dissociation, and association path reactions in the network.

**get\_all\_species**()

Return a list of all unique species in the network, including all isomers, reactant and product channels, and bath gas species.

**initialize**(*Tmin, Tmax, Pmin, Pmax, maximum\_grain\_size=0.0, minimum\_grain\_count=0, active\_j\_rotor=True, active\_k\_rotor=True, rmgmode=False*)

Initialize a pressure dependence calculation by computing several quantities that are independent of the conditions. You must specify the temperature and pressure ranges of interesting using *Tmin* and *Tmax* in K and *Pmin* and *Pmax* in Pa. You must also specify the maximum energy grain size *grain\_size* in J/mol and/or the minimum number of grains *grain\_count*.

**invalidate**()

Mark the network as in need of a new calculation to determine the pressure-dependent rate coefficients

**log\_summary**(*level=20*)

Print a formatted list of information about the current network. Each molecular configuration - unimolecular isomers, bimolecular reactant channels, and bimolecular product channels - is given along with its energy on the potential energy surface. The path reactions connecting adjacent molecular configurations are also given, along with their energies on the potential energy surface. The *level* parameter controls the level of logging to which the summary is written, and is DEBUG by default.

**map\_densities\_of\_states**()

Map the overall densities of states to the current energy grains. Semi-logarithmic interpolation will be used if the grain sizes of *Elist0* and *e\_list* do not match; this should not be a significant source of error as long as the grain sizes are sufficiently small.

**select\_energy\_grains**(*T, grain\_size=0.0, grain\_count=0*)

Select a suitable list of energies to use for subsequent calculations. This is done by finding the minimum and maximum energies on the potential energy surface, then adding a multiple of  $k_B T$  onto the maximum energy.

You must specify either the desired grain spacing *grain\_size* in J/mol or the desired number of grains *n\_grains*, as well as a temperature *T* in K to use for the equilibrium calculation. You can specify both *grain\_size* and *grain\_count*, in which case the one that gives the more accurate result will be used (i.e.

they represent a maximum grain size and a minimum number of grains). An array containing the energy grains in J/mol is returned.

**set\_conditions**(*T*, *P*, *ymB*=None)

Set the current network conditions to the temperature *T* in K and pressure *P* in Pa. All of the internal variables are updated accordingly if they are out of date. For example, those variables that depend only on temperature will not be recomputed if the temperature is the same.

**solve\_full\_me**(*tlist*, *x0*)

Directly solve the full master equation using a stiff ODE solver. Pass the reaction *network* to solve, the temperature *T* in K and pressure *P* in Pa to solve at, the energies *e\_list* in J/mol to use, the output time points *tlist* in s, the initial total populations *x0*, the full master equation matrix *M*, the accounting matrix *indices* relating isomer and energy grain indices to indices of the master equation matrix, and the densities of states *dens\_states* in mol/J of each isomer. Returns the times in s, population distributions for each isomer, and total population profiles for each configuration.

**solve\_reduced\_me**(*tlist*, *x0*)

Directly solve the reduced master equation using a stiff ODE solver. Pass the output time points *tlist* in s and the initial total populations *x0*. Be sure to run one of the methods for generating  $k(T, P)$  values before calling this method. Returns the times in s, population distributions for each isomer, and total population profiles for each configuration.

## The master equation

**rmgpy.pdep.me.generate\_full\_me\_matrix**(*network*, *products*)

Generate the full master equation matrix for the network.

An in-depth explanation can be found in the Master Equation section of the theory guide.

## Methods for estimating $k(T,P)$ values

The objective of each of the methods described in this section is to reduce the master equation into a small number of phenomenological rate coefficients  $k(T, P)$ . All of the methods share a common formalism in that they seek to express the population distribution vector  $\mathbf{p}_i$  for each unimolecular isomer *i* as a linear combination of the total populations of all unimolecular isomers and bimolecular reactant channels.

## The modified strong collision method

**rmgpy.pdep.msc.apply\_modified\_strong\_collision\_method**(*network*, *efficiency\_model*)

A method for applying the Modified Strong Collision approach for solving the master equation.

The modified strong collision method utilizes a greatly simplified collision model that allows for a decoupling of the energy grains. In the simplified collision model, collisional stabilization of a reactive isomer is treated as a single-step process, ignoring the effects of collisional energy redistribution within the reactive energy space. An attempt to correct for the effect of collisional energy redistribution is made by modifying the collision frequency  $\omega_i(T, P)$  with a collision efficiency  $\beta_i(T)$  estimated from the low-pressure limit fall-off of a single isomer.

By approximating the reactive populations as existing in pseudo-steady state, the master equation is converted to a matrix equation is at each energy. Solving these small matrix equations gives the pseudo-steady state populations of each isomer as a function of the total population of each isomer and reactant channel, which are then applied to determine the  $k(T, P)$  values.

In practice, the modified strong collision method is the fastest and most robust of the methods, and is reasonably accurate over a wide range of temperatures and pressures.

## The reservoir state method

`rmgpy.pdep.rs.apply_reservoir_state_method(network)`

A method for applying the Reservoir State approach for solving the master equation.

In the reservoir state method, the population distribution of each isomer is partitioned into the low-energy grains (called the *reservoir*) and the high-energy grains (called the *active space*). The partition generally occurs at or near the lowest transition state energy for each isomer. The reservoir population is assumed to be thermalized, while the active-space population is assumed to be in pseudo-steady state. Applying these approximations converts the master equation into a single large matrix equation. Solving this matrix equation gives the pseudo-steady state populations of each isomer as a function of the total population of each isomer and reactant channel, which are then applied to determine the  $k(T, P)$  values.

The reservoir state method is only slightly more expensive than the modified strong collision method. At low temperatures the approximations used are very good, and the resulting  $k(T, P)$  values are more accurate than the modified strong collision values. However, at high temperatures the thermalized reservoir approximation breaks down, resulting in very inaccurate  $k(T, P)$  values. Thus, the reservoir state method is not robustly applicable over a wide range of temperatures and pressures.

## The chemically-significant eigenvalues method

`rmgpy.pdep.cse.apply_chemically_significant_eigenvalues_method(network, lumping_order=None)`

A method for applying the Chemically Significant Eigenvalues approach for solving the master equation.

In the chemically-significant eigenvalues method, the master equation matrix is diagonalized to determine its eigenmodes. Only the slowest of these modes are relevant to the chemistry; the rest involve internal energy relaxation due to collisions. Keeping only these “chemically-significant” eigenmodes allows for reduction to  $k(T, P)$  values.

The chemically-significant eigenvalues method is the most accurate method, and is considered to be exact as long as the chemically-significant eigenmodes are separable and distinct from the internal energy relaxation eigenmodes. However, this is often only the case near the high-pressure limit, even for networks of only modest size. The chemically-significant eigenvalues method is also substantially more expensive to apply than the other methods.

## 1.8 QMTP (rmgpy.qm)

The `rmgpy.qm` subpackage contains classes and functions for working with molecular geometries, and interfacing with quantum chemistry software.

### 1.8.1 Main

Class	Description
<code>QMSettings</code>	A class to store settings related to quantum mechanics calculations
<code>QMCalculator</code>	An object to store settings and previous calculations

## 1.8.2 Molecule

Class	Description
<i>Geometry</i>	A geometry, used for quantum calculations
<i>QMolecule</i>	A base class for QM Molecule calculations

## 1.8.3 QM Data

Class/Function	Description
<i>QMData</i>	General class for data extracted from a QM calculation

## 1.8.4 QM Verifier

Class/Function	Description
<i>QMVerifier</i>	Verifies whether a QM job was successfully completed

## 1.8.5 Symmetry

Class/Function	Description
<i>PointGroup</i>	A symmetry Point Group
<i>PointGroupCalculator</i>	Wrapper type to determine molecular symmetry point groups based on 3D coordinates
<i>SymmetryJob</i>	Determine the point group using the SYMMETRY program

## 1.8.6 Gaussian

Class/Function	Description
<i>Gaussian</i>	A base class for all QM calculations that use Gaussian
<i>GaussianMol</i>	A base Class for calculations of molecules using Gaussian.
<i>GaussianMolPM3</i>	A base Class for calculations of molecules using Gaussian at PM3.
<i>GaussianMolPM6</i>	A base Class for calculations of molecules using Gaussian at PM6.

## 1.8.7 Mopac

Class/Function	Description
<i>Mopac</i>	A base class for all QM calculations that use Mopac
<i>MopacMol</i>	A base Class for calculations of molecules using Mopac.
<i>MopacMolPM3</i>	A base Class for calculations of molecules using Mopac at PM3.
<i>MopacMolPM6</i>	A base Class for calculations of molecules using Mopac at PM6.
<i>MopacMolPM7</i>	A base Class for calculations of molecules using Mopac at PM7.

**rmgpy.qm.main**

**class** rmgpy.qm.main.QMSettings(*software=None, method='pm3', fileStore=None, scratchDirectory=None, onlyCyclics=True, maxRadicalNumber=0*)

A minimal class to store settings related to quantum mechanics calculations.

Attribute	Type	Description
<i>software</i>	str	Quantum chemical package name in common letters
<i>method</i>	str	Semi-empirical method
<i>fileStore</i>	str	The path to the QMfiles directory
<i>scratchDirectory</i>	str	The path to the scratch directory
<i>onlyCyclics</i>	bool	True if to run QM only on ringed species
<i>maxRadicalNumber</i>	int	Radicals larger than this are saturated before applying HBI

**check\_all\_set()**

Check that all the required settings are set.

**class** rmgpy.qm.main.QMCalculator(*software=None, method='pm3', fileStore=None, scratchDirectory=None, onlyCyclics=True, maxRadicalNumber=0*)

A Quantum Mechanics calculator object, to store settings.

The attributes are:

Attribute	Type	Description
<i>settings</i>	QMSettings	Settings for QM calculations
<i>database</i>	ThermoLibrary	Database containing QM calculations

**check\_paths()**

Check the paths in the settings are OK. Make folders as necessary.

**check\_ready()**

Check that it's ready to run calculations.

**get\_thermo\_data(molecule)**

Generate thermo data for the given Molecule via a quantum mechanics calculation.

Ignores the settings *onlyCyclics* and *maxRadicalNumber* and does the calculation anyway if asked. (I.e. the code that chooses whether to call this method should consider those settings).

**initialize()**

Do any startup tasks.

**run\_jobs(spc\_list, procnum=1)**

Run QM jobs for the provided species list (in parallel if requested).

**set\_default\_output\_directory(output\_directory)**

IF the *fileStore* or *scratchDirectory* are not already set, put them in here.

**rmgpy.qm.molecule**

**class** rmgpy.qm.molecule.**Geometry**(*settings, unique\_id, molecule, unique\_id\_long=None*)

A geometry, used for quantum calculations.

Created from a molecule. Geometry estimated by RDKit.

The attributes are:

Attribute	Type	Description
<i>settings</i>	QMSettings	Settings for QM calculations
<i>unique_id</i>	str	A short ID such as an augmented InChI Key
<i>molecule</i>	Molecule	RMG Molecule object
<i>unique_id_long</i>	str	A long, truly unique ID such as an augmented InChI

**generate\_rdkit\_geometries()**

Use RDKit to guess geometry.

Save mol files of both crude and refined. Saves coordinates on atoms.

**get\_crude\_mol\_file\_path()**

Returns the path of the crude mol file.

**get\_file\_path**(*extension, scratch=True*)

Returns the path to the file with the given extension.

The provided extension should include the leading dot. If called with *scratch=False* then it will be in the *fileStore* directory, else *scratch=True* is assumed and it will be in the *scratchDirectory* directory.

**get\_refined\_mol\_file\_path()**

Returns the path the the refined mol file.

**rd\_build()**

Import rmg molecule and create rdkit molecule with the same atom labeling.

**rd\_embed**(*rdmol, num\_conf\_attempts*)

Embed the RDKit molecule and create the crude molecule file.

**save\_coordinates\_from\_qm\_data**(*qmdata*)

Save geometry info from QMData (eg CCLibData)

**unique\_id**

A short unique ID such as an augmented InChI Key.

**unique\_id\_long**

Long, truly unique, ID, such as the augmented InChI.

**class** rmgpy.qm.molecule.**QMolecule**(*molecule, settings*)

A base class for QM Molecule calculations.

Specific programs and methods should inherit from this and define some extra attributes and methods:

- outputFileExtension
- inputFileExtension
- generate\_qm\_data() ... and whatever else is needed to make this method work.

The attributes are:



Attribute	Type	Description
<i>molecule</i>	Molecule	RMG Molecule object
<i>settings</i>	QMSettings	Settings for QM calculations
<i>unique_id</i>	str	A short ID such as an augmented InChI Key
<i>unique_id_long</i>	str	A long, truly unique ID such as an augmented InChI

**calculate\_chirality\_correction()**

Returns the chirality correction to entropy ( $R \cdot \ln(2)$  if chiral) in J/mol/K.

**calculate\_thermo\_data()**

Calculate the thermodynamic properties.

Stores and returns a ThermoData object as `self.thermo`. `self.qm_data` and `self.point_group` need to be generated before this method is called.

**check\_paths()**

Check the paths in the settings are OK. Make folders as necessary.

**check\_ready()**

Check that it's ready to run calculations.

**create\_geometry()**

Creates `self.geometry` with RDKit geometries

**determine\_point\_group()**

Determine point group using the SYMMETRY Program

Stores the resulting PointGroup in `self.point_group`

**generate\_qm\_data()**

Calculate the QM data somehow and return a CCLibData object, or None if it fails.

**generate\_thermo\_data()**

Generate Thermo Data via a QM calc.

Returns None if it fails.

**get\_augmented\_inchi\_key()**

Returns the augmented InChI from `self.molecule`

**get\_file\_path(*extension*, *scratch=True*)**

Returns the path to the file with the given extension.

The provided extension should include the leading dot. If called with *scratch=False* then it will be in the *fileStore* directory, else *scratch=True* is assumed and it will be in the *scratchDirectory* directory.

**get\_mol\_file\_path\_for\_calculation(*attempt*)**

Get the path to the MOL file of the geometry to use for calculation *attempt*.

If `attempt <= self.script_attempts` then we use the refined coordinates, then we start to use the crude coordinates.

**get\_thermo\_file\_path()**

Returns the path the thermo data file.

**initialize()**

Do any startup tasks.

**property input\_file\_path**

Get the input file name.

**load\_thermo\_data()**

Try loading a thermo data from a previous run.

**property max\_attempts**

The total number of attempts to try

**property output\_file\_path**

Get the output file name.

**parse()**

Parses the results of the Mopac calculation, and returns a QMData object.

**save\_thermo\_data()**

Save the generated thermo data.

**property script\_attempts**

The number of attempts with different script keywords

**rmgpy.qm.qmdata**

```
class rmgpy.qm.qmdata.QMData(groundStateDegeneracy=-1, numberOfAtoms=None,
                             stericEnergy=None, molecularMass=None, energy=0, atomic-
                             Numbers=None, rotationalConstants=None, atomCoords=None,
                             frequencies=None, source=None)
```

General class for data extracted from a QM calculation

**groundStateDegeneracy**

Electronic ground state degeneracy in RMG taken as number of radicals +1

**numberOfAtoms**

Number of atoms.

**rmgpy.qm.qmverifier**

```
class rmgpy.qm.qmverifier.QMVerifier(molfile)
```

**Verifies whether a QM job (externalized) was successfully completed by**

- searching for specific keywords in the output files,
- located in a specific directory (e.g. "QMFiles")

**check\_for\_inchi\_key\_collision(log\_file\_inchi)**

This method is designed in the case a MOPAC output file was found but the InChI found in the file did not correspond to the InChI of the given molecule.

This could mean two things: 1) that the InChI Key hash does not correspond to the InChI it is hashed from. This is the rarest case of them all 2) the complete InChI did not fit onto just one line in the MOPAC output file. Therefore it was continued on the second line and only a part of the InChI was actually taken as the 'whole' InChI.

This method reads in the MOPAC input file and compares the found InChI in there to the InChI of the given molecule.

**successful\_job\_exists()**

checks whether one of the flags is true. If so, it returns true.

## rmgpy.qm.symmetry

**class** rmgpy.qm.symmetry.**PointGroup**(*point\_group, symmetry\_number, chiral*)

A symmetry Point Group.

Attributes are:

- `point_group`
- `symmetry_number`
- `chiral`
- `linear`

**class** rmgpy.qm.symmetry.**PointGroupCalculator**(*settings, unique\_id, qm\_data*)

Wrapper type to determine molecular symmetry point groups based on 3D coords information.

Will point to a specific algorithm, like SYMMETRY that is able to do this.

**class** rmgpy.qm.symmetry.**SymmetryJob**(*settings, unique\_id, qm\_data*)

Determine the point group using the SYMMETRY program

(<http://www.cobalt.chem.ucalgary.ca/ps/symmetry/>).

Required input is a line with number of atoms followed by lines for each atom including: 1) atom number 2) x,y,z coordinates

`finalTol` determines how loose the point group criteria are; values are comparable to those specified in the GaussView point group interface

**calculate()**

Do the entire point group calculation.

This writes the input file, then tries several times to run 'symmetry' with different parameters, until a point group is found and returned.

**property input\_file\_path**

The input file's path

**parse(output)**

Check the *output* string and extract the resulting point group, which is returned.

**run(command)**

Run the command, wait for it to finish, and return the stdout.

**unique\_id**

The object that holds information from a previous QM Job on 3D coords, molecule etc...

**write\_input\_file()**

Write the input file for the SYMMETRY program.

## rmgpy.qm.gaussian

**class** rmgpy.qm.gaussian.**Gaussian**

A base class for all QM calculations that use Gaussian.

Classes such as *GaussianMol* will inherit from this class.

**failureKeys = ['ERROR TERMINATION', 'IMAGINARY FREQUENCIES']**

List of phrases that indicate failure NONE of these must be present in a succesful job.

**parse()**

Parses the results of the Gaussian calculation, and returns a QMData object.

**successKeys = ['Normal termination of Gaussian']**

List of phrases to indicate success. ALL of these must be present in a successful job.

**verify\_output\_file()**

Check's that an output file exists and was successful.

Returns a boolean flag that states whether a successful GAUSSIAN simulation already exists for the molecule with the given (augmented) InChI Key.

The definition of finding a successful simulation is based on these criteria: 1) finding an output file with the file name equal to the InChI Key 2) NOT finding any of the keywords that are denote a calculation failure 3) finding all the keywords that denote a calculation success. 4) finding a match between the InChI of the given molecule and the InChI found in the calculation files 5) checking that the optimized geometry, when connected by single bonds, is isomorphic with self.molecule (converted to single bonds)

If any of the above criteria is not matched, False will be returned. If all are satisfied, it will return True.

**class** rmgpy.qm.gaussian.**GaussianMol**(*molecule, settings*)

A base Class for calculations of molecules using Gaussian.

Inherits from both QMMolecule and *Gaussian*.

**calculate\_chirality\_correction()**

Returns the chirality correction to entropy ( $R \cdot \ln(2)$  if chiral) in J/mol/K.

**calculate\_thermo\_data()**

Calculate the thermodynamic properties.

Stores and returns a ThermoData object as self.thermo. self.qm\_data and self.point\_group need to be generated before this method is called.

**check\_paths()**

Check the paths in the settings are OK. Make folders as necessary.

**check\_ready()**

Check that it's ready to run calculations.

**create\_geometry()**

Creates self.geometry with RDKit geometries

**determine\_point\_group()**

Determine point group using the SYMMETRY Program

Stores the resulting PointGroup in self.point\_group

**generate\_qm\_data()**

Calculate the QM data and return a QMData object.

**generate\_thermo\_data()**

Generate Thermo Data via a QM calc.

Returns None if it fails.

**get\_augmented\_inchi\_key()**

Returns the augmented InChI from self.molecule

**get\_file\_path**(*extension, scratch=True*)

Returns the path to the file with the given extension.

The provided extension should include the leading dot. If called with *scratch=False* then it will be in the *fileStore* directory, else *scratch=True* is assumed and it will be in the *scratchDirectory* directory.

**get\_mol\_file\_path\_for\_calculation**(*attempt*)

Get the path to the MOL file of the geometry to use for calculation *attempt*.

If attempt  $\leq$  self.script\_attempts then we use the refined coordinates, then we start to use the crude coordinates.

**get\_parser**(*output\_file*)

Returns the appropriate cclib parser.

**get\_thermo\_file\_path**()

Returns the path the thermo data file.

**initialize**()

Do any startup tasks.

**input\_file\_keywords**(*attempt*)

Return the top keywords for attempt number *attempt*.

NB. *attempt* begins at 1, not 0.

**property input\_file\_path**

Get the input file name.

**load\_thermo\_data**()

Try loading a thermo data from a previous run.

**property max\_attempts**

The total number of attempts to try

**property output\_file\_path**

Get the output file name.

**parse**()

Parses the results of the Mopac calculation, and returns a QMData object.

**save\_thermo\_data**()

Save the generated thermo data.

**property script\_attempts**

The number of attempts with different script keywords

**verify\_output\_file**()

Check's that an output file exists and was successful.

Returns a boolean flag that states whether a successful GAUSSIAN simulation already exists for the molecule with the given (augmented) InChI Key.

The definition of finding a successful simulation is based on these criteria: 1) finding an output file with the file name equal to the InChI Key 2) NOT finding any of the keywords that are denote a calculation failure 3) finding all the keywords that denote a calculation success. 4) finding a match between the InChI of the given molecule and the InChI found in the calculation files 5) checking that the optimized geometry, when connected by single bonds, is isomorphic with self.molecule (converted to single bonds)

If any of the above criteria is not matched, False will be returned. If all are satisfied, it will return True.

**write\_input\_file**(*attempt*)

Using the Geometry object, write the input file for the *attempt*.

**class** rmgpy.qm.gaussian.GaussianMolPM3(*molecule, settings*)

Gaussian PM3 calculations for molecules

This is a class of its own in case you wish to do anything differently, but for now it's only the 'pm3' in the keywords that differs.

**calculate\_chirality\_correction**()

Returns the chirality correction to entropy ( $R \cdot \ln(2)$  if chiral) in J/mol/K.

**calculate\_thermo\_data()**

Calculate the thermodynamic properties.

Stores and returns a ThermoData object as self.thermo. self.qm\_data and self.point\_group need to be generated before this method is called.

**check\_paths()**

Check the paths in the settings are OK. Make folders as necessary.

**check\_ready()**

Check that it's ready to run calculations.

**create\_geometry()**

Creates self.geometry with RDKit geometries

**determine\_point\_group()**

Determine point group using the SYMMETRY Program

Stores the resulting PointGroup in self.point\_group

**generate\_qm\_data()**

Calculate the QM data and return a QMData object.

**generate\_thermo\_data()**

Generate Thermo Data via a QM calc.

Returns None if it fails.

**get\_augmented\_inchi\_key()**

Returns the augmented InChI from self.molecule

**get\_file\_path(extension, scratch=True)**

Returns the path to the file with the given extension.

The provided extension should include the leading dot. If called with *scratch=False* then it will be in the *fileStore* directory, else *scratch=True* is assumed and it will be in the *scratchDirectory* directory.

**get\_mol\_file\_path\_for\_calculation(attempt)**

Get the path to the MOL file of the geometry to use for calculation *attempt*.

If *attempt* <= self.script\_attempts then we use the refined coordinates, then we start to use the crude coordinates.

**get\_parser(output\_file)**

Returns the appropriate cclib parser.

**get\_thermo\_file\_path()**

Returns the path the thermo data file.

**initialize()**

Do any startup tasks.

**input\_file\_keywords(attempt)**

Return the top keywords for attempt number *attempt*.

NB. *attempt* begins at 1, not 0.

**property input\_file\_path**

Get the input file name.

**keywords = ['# pm3 opt=(verytight,gdiis) freq IOP(2/16=3)', '# pm3 opt=(verytight,gdiis) freq IOP(2/16=3)']**

Keywords that will be added at the top of the qm input file

**load\_thermo\_data()**

Try loading a thermo data from a previous run.

**property max\_attempts**

The total number of attempts to try

**property output\_file\_path**

Get the output file name.

**parse()**

Parses the results of the Mopac calculation, and returns a QMData object.

**save\_thermo\_data()**

Save the generated thermo data.

**property script\_attempts**

The number of attempts with different script keywords

**verify\_output\_file()**

Check's that an output file exists and was successful.

Returns a boolean flag that states whether a successful GAUSSIAN simulation already exists for the molecule with the given (augmented) InChI Key.

The definition of finding a successful simulation is based on these criteria: 1) finding an output file with the file name equal to the InChI Key 2) NOT finding any of the keywords that are denote a calculation failure 3) finding all the keywords that denote a calculation success. 4) finding a match between the InChI of the given molecule and the InChI found in the calculation files 5) checking that the optimized geometry, when connected by single bonds, is isomorphic with self.molecule (converted to single bonds)

If any of the above criteria is not matched, False will be returned. If all are satisfied, it will return True.

**write\_input\_file(attempt)**

Using the Geometry object, write the input file for the *attempt*.

**class** `rmgpy.qm.gaussian.GaussianMolPM6`(*molecule, settings*)

Gaussian PM6 calculations for molecules

This is a class of its own in case you wish to do anything differently, but for now it's only the 'pm6' in the keywords that differs.

**calculate\_chirality\_correction()**

Returns the chirality correction to entropy ( $R \cdot \ln(2)$  if chiral) in J/mol/K.

**calculate\_thermo\_data()**

Calculate the thermodynamic properties.

Stores and returns a ThermoData object as self.thermo. self.qm\_data and self.point\_group need to be generated before this method is called.

**check\_paths()**

Check the paths in the settings are OK. Make folders as necessary.

**check\_ready()**

Check that it's ready to run calculations.

**create\_geometry()**

Creates self.geometry with RDKit geometries

**determine\_point\_group()**

Determine point group using the SYMMETRY Program

Stores the resulting PointGroup in self.point\_group

**generate\_qm\_data()**

Calculate the QM data and return a QMData object.

**generate\_thermo\_data()**

Generate Thermo Data via a QM calc.

Returns None if it fails.

**get\_augmented\_inchi\_key()**

Returns the augmented InChI from self.molecule

**get\_file\_path(extension, scratch=True)**

Returns the path to the file with the given extension.

The provided extension should include the leading dot. If called with *scratch=False* then it will be in the *fileStore* directory, else *scratch=True* is assumed and it will be in the *scratchDirectory* directory.

**get\_mol\_file\_path\_for\_calculation(attempt)**

Get the path to the MOL file of the geometry to use for calculation *attempt*.

If *attempt* <= self.script\_attempts then we use the refined coordinates, then we start to use the crude coordinates.

**get\_parser(output\_file)**

Returns the appropriate cclib parser.

**get\_thermo\_file\_path()**

Returns the path the thermo data file.

**initialize()**

Do any startup tasks.

**input\_file\_keywords(attempt)**

Return the top keywords for attempt number *attempt*.

NB. *attempt* begins at 1, not 0.

**property input\_file\_path**

Get the input file name.

**keywords = ['# pm6 opt=(verytight,gdiis) freq IOP(2/16=3)', '# pm6 opt=(verytight,gdiis) freq IOP(2/16=3)']**

Keywords that will be added at the top of the qm input file

**load\_thermo\_data()**

Try loading a thermo data from a previous run.

**property max\_attempts**

The total number of attempts to try

**property output\_file\_path**

Get the output file name.

**parse()**

Parses the results of the Mopac calculation, and returns a QMData object.

**save\_thermo\_data()**

Save the generated thermo data.

**property script\_attempts**

The number of attempts with different script keywords

**verify\_output\_file()**

Check's that an output file exists and was successful.

Returns a boolean flag that states whether a successful GAUSSIAN simulation already exists for the molecule with the given (augmented) InChI Key.



The definition of finding a successful simulation is based on these criteria: 1) finding an output file with the file name equal to the InChI Key 2) NOT finding any of the keywords that are denote a calculation failure 3) finding all the keywords that denote a calculation success. 4) finding a match between the InChI of the given molecule and the InChI found in the calculation files 5) checking that the optimized geometry, when connected by single bonds, is isomorphic with self.molecule (converted to single bonds)

If any of the above criteria is not matched, False will be returned. If all are satisfied, it will return True.

**write\_input\_file**(*attempt*)

Using the Geometry object, write the input file for the *attempt*.

## rmgpy.qm.mopac

**class** rmgpy.qm.mopac.Mopac

A base class for all QM calculations that use MOPAC.

Classes such as *MopacMol* will inherit from this class.

**failureKeys** = ['IMAGINARY FREQUENCIES', 'EXCESS NUMBER OF OPTIMIZATION CYCLES', 'NOT ENOUGH TIME']

List of phrases that indicate failure NONE of these must be present in a successful job.

**get\_parser**(*output\_file*)

Returns the appropriate cclib parser.

**successKeys** = ['DESCRIPTION OF VIBRATIONS', 'MOPAC DONE']

List of phrases to indicate success. ALL of these must be present in a successful job.

**usePolar** = False

Keywords for the multiplicity

**verify\_output\_file**()

Check's that an output file exists and was successful.

Returns a boolean flag that states whether a successful MOPAC simulation already exists for the molecule with the given (augmented) InChI Key.

The definition of finding a successful simulation is based on these criteria: 1) finding an output file with the file name equal to the InChI Key 2) NOT finding any of the keywords that are denote a calculation failure 3) finding all the keywords that denote a calculation success. 4) finding a match between the InChI of the given molecule and the InChI found in the calculation files 5) checking that the optimized geometry, when connected by single bonds, is isomorphic with self.molecule (converted to single bonds)

If any of the above criteria is not matched, False will be returned. If all succeed, then it will return True.

**class** rmgpy.qm.mopac.MopacMol(*molecule*, *settings*)

A base Class for calculations of molecules using MOPAC.

Inherits from both QMolecule and *Mopac*.

**calculate\_chirality\_correction**()

Returns the chirality correction to entropy ( $R \cdot \ln(2)$  if chiral) in J/mol/K.

**calculate\_thermo\_data**()

Calculate the thermodynamic properties.

Stores and returns a ThermoData object as self.thermo. self.qm\_data and self.point\_group need to be generated before this method is called.

**check\_paths**()

Check the paths in the settings are OK. Make folders as necessary.

**check\_ready()**

Check that it's ready to run calculations.

**create\_geometry()**

Creates self.geometry with RDKit geometries

**determine\_point\_group()**

Determine point group using the SYMMETRY Program

Stores the resulting PointGroup in self.point\_group

**generate\_qm\_data()**

Calculate the QM data and return a QMData object, or None if it fails.

**generate\_thermo\_data()**

Generate Thermo Data via a QM calc.

Returns None if it fails.

**get\_augmented\_inchi\_key()**

Returns the augmented InChI from self.molecule

**get\_file\_path(*extension, scratch=True*)**

Returns the path to the file with the given extension.

The provided extension should include the leading dot. If called with *scratch=False* then it will be in the *fileStore* directory, else *scratch=True* is assumed and it will be in the *scratchDirectory* directory.

**get\_mol\_file\_path\_for\_calculation(*attempt*)**

Get the path to the MOL file of the geometry to use for calculation *attempt*.

If *attempt* <= self.script\_attempts then we use the refined coordinates, then we start to use the crude coordinates.

**get\_parser(*output\_file*)**

Returns the appropriate cclib parser.

**get\_thermo\_file\_path()**

Returns the path the thermo data file.

**initialize()**

Do any startup tasks.

**input\_file\_keywords(*attempt*)**

Return the top, bottom, and polar keywords.

**property input\_file\_path**

Get the input file name.

**keywords = [{'top': 'precise nosym THREADS=1', 'bottom': 'oldgeo thermo nosym precise THREADS=1'}]**

Keywords that will be added at the top and bottom of the qm input file

**load\_thermo\_data()**

Try loading a thermo data from a previous run.

**property max\_attempts**

The total number of attempts to try

**property output\_file\_path**

Get the output file name.

**parse()**

Parses the results of the Mopac calculation, and returns a QMData object.

**save\_thermo\_data()**

Save the generated thermo data.

**property script\_attempts**

The number of attempts with different script keywords

**verify\_output\_file()**

Check's that an output file exists and was successful.

Returns a boolean flag that states whether a successful MOPAC simulation already exists for the molecule with the given (augmented) InChI Key.

The definition of finding a successful simulation is based on these criteria: 1) finding an output file with the file name equal to the InChI Key 2) NOT finding any of the keywords that are denote a calculation failure 3) finding all the keywords that denote a calculation success. 4) finding a match between the InChI of the given molecule and the InChI found in the calculation files 5) checking that the optimized geometry, when connected by single bonds, is isomorphic with self.molecule (converted to single bonds)

If any of the above criteria is not matched, False will be returned. If all succeed, then it will return True.

**write\_input\_file(attempt)**

Using the Geometry object, write the input file for the *attempt*.

**class** `rmgpy.qm.mopac.MopacMolPM3(molecule, settings)`

Mopac PM3 calculations for molecules

This is a class of its own in case you wish to do anything differently, but for now it's the same as all the MOPAC PMn calculations, only pm3

**calculate\_chirality\_correction()**

Returns the chirality correction to entropy ( $R \cdot \ln(2)$  if chiral) in J/mol/K.

**calculate\_thermo\_data()**

Calculate the thermodynamic properties.

Stores and returns a ThermoData object as self.thermo. self.qm\_data and self.point\_group need to be generated before this method is called.

**check\_paths()**

Check the paths in the settings are OK. Make folders as necessary.

**check\_ready()**

Check that it's ready to run calculations.

**create\_geometry()**

Creates self.geometry with RDKit geometries

**determine\_point\_group()**

Determine point group using the SYMMETRY Program

Stores the resulting PointGroup in self.point\_group

**generate\_qm\_data()**

Calculate the QM data and return a QMData object, or None if it fails.

**generate\_thermo\_data()**

Generate Thermo Data via a QM calc.

Returns None if it fails.

**get\_augmented\_inchi\_key()**

Returns the augmented InChI from self.molecule

**get\_file\_path**(*extension*, *scratch=True*)

Returns the path to the file with the given extension.

The provided extension should include the leading dot. If called with *scratch=False* then it will be in the *fileStore* directory, else *scratch=True* is assumed and it will be in the *scratchDirectory* directory.

**get\_mol\_file\_path\_for\_calculation**(*attempt*)

Get the path to the MOL file of the geometry to use for calculation *attempt*.

If *attempt* <= *self.script\_attempts* then we use the refined coordinates, then we start to use the crude coordinates.

**get\_parser**(*output\_file*)

Returns the appropriate cclib parser.

**get\_thermo\_file\_path**()

Returns the path the thermo data file.

**initialize**()

Do any startup tasks.

**input\_file\_keywords**(*attempt*)

Return the top, bottom, and polar keywords for attempt number *attempt*.

NB. *attempt* begins at 1, not 0.

**property input\_file\_path**

Get the input file name.

**load\_thermo\_data**()

Try loading a thermo data from a previous run.

**property max\_attempts**

The total number of attempts to try

**property output\_file\_path**

Get the output file name.

**parse**()

Parses the results of the Mopac calculation, and returns a QMData object.

**save\_thermo\_data**()

Save the generated thermo data.

**property script\_attempts**

The number of attempts with different script keywords

**verify\_output\_file**()

Check's that an output file exists and was successful.

Returns a boolean flag that states whether a successful MOPAC simulation already exists for the molecule with the given (augmented) InChI Key.

The definition of finding a successful simulation is based on these criteria: 1) finding an output file with the file name equal to the InChI Key 2) NOT finding any of the keywords that are denote a calculation failure 3) finding all the keywords that denote a calculation success. 4) finding a match between the InChI of the given molecule and the InChI found in the calculation files 5) checking that the optimized geometry, when connected by single bonds, is isomorphic with *self.molecule* (converted to single bonds)

If any of the above criteria is not matched, False will be returned. If all succeed, then it will return True.

**write\_input\_file**(*attempt*)

Using the Geometry object, write the input file for the *attempt*.

**class** `rmgpy.qm.mopac.MopacMolPM6`(*molecule, settings*)

Mopac PM6 calculations for molecules

This is a class of its own in case you wish to do anything differently, but for now it's the same as all the MOPAC PMn calculations, only pm6

**calculate\_chirality\_correction**()

Returns the chirality correction to entropy ( $R \cdot \ln(2)$  if chiral) in J/mol/K.

**calculate\_thermo\_data**()

Calculate the thermodynamic properties.

Stores and returns a ThermoData object as `self.thermo`. `self.qm_data` and `self.point_group` need to be generated before this method is called.

**check\_paths**()

Check the paths in the settings are OK. Make folders as necessary.

**check\_ready**()

Check that it's ready to run calculations.

**create\_geometry**()

Creates `self.geometry` with RDKit geometries

**determine\_point\_group**()

Determine point group using the SYMMETRY Program

Stores the resulting PointGroup in `self.point_group`

**generate\_qm\_data**()

Calculate the QM data and return a QMData object, or None if it fails.

**generate\_thermo\_data**()

Generate Thermo Data via a QM calc.

Returns None if it fails.

**get\_augmented\_inchi\_key**()

Returns the augmented InChI from `self.molecule`

**get\_file\_path**(*extension, scratch=True*)

Returns the path to the file with the given extension.

The provided extension should include the leading dot. If called with *scratch=False* then it will be in the *fileStore* directory, else *scratch=True* is assumed and it will be in the *scratchDirectory* directory.

**get\_mol\_file\_path\_for\_calculation**(*attempt*)

Get the path to the MOL file of the geometry to use for calculation *attempt*.

If *attempt*  $\leq$  `self.script_attempts` then we use the refined coordinates, then we start to use the crude coordinates.

**get\_parser**(*output\_file*)

Returns the appropriate cclib parser.

**get\_thermo\_file\_path**()

Returns the path the thermo data file.

**initialize**()

Do any startup tasks.

**input\_file\_keywords**(*attempt*)

Return the top, bottom, and polar keywords for attempt number *attempt*.

NB. *attempt* begins at 1, not 0.

**property input\_file\_path**

Get the input file name.

**load\_thermo\_data()**

Try loading a thermo data from a previous run.

**property max\_attempts**

The total number of attempts to try

**property output\_file\_path**

Get the output file name.

**parse()**

Parses the results of the Mopac calculation, and returns a QMData object.

**save\_thermo\_data()**

Save the generated thermo data.

**property script\_attempts**

The number of attempts with different script keywords

**verify\_output\_file()**

Check's that an output file exists and was successful.

Returns a boolean flag that states whether a successful MOPAC simulation already exists for the molecule with the given (augmented) InChI Key.

The definition of finding a successful simulation is based on these criteria: 1) finding an output file with the file name equal to the InChI Key 2) NOT finding any of the keywords that are denote a calculation failure 3) finding all the keywords that denote a calculation success. 4) finding a match between the InChI of the given molecule and the InChI found in the calculation files 5) checking that the optimized geometry, when connected by single bonds, is isomorphic with self.molecule (converted to single bonds)

If any of the above criteria is not matched, False will be returned. If all succeed, then it will return True.

**write\_input\_file(attempt)**

Using the Geometry object, write the input file for the *attempt*.

**class** rmgpy.qm.mopac.MopacMolPM7(*molecule, settings*)

Mopac PM7 calculations for molecules

This is a class of its own in case you wish to do anything differently, but for now it's the same as all the MOPAC PMn calculations, only pm7

**calculate\_chirality\_correction()**

Returns the chirality correction to entropy ( $R \cdot \ln(2)$  if chiral) in J/mol/K.

**calculate\_thermo\_data()**

Calculate the thermodynamic properties.

Stores and returns a ThermoData object as self.thermo. self.qm\_data and self.point\_group need to be generated before this method is called.

**check\_paths()**

Check the paths in the settings are OK. Make folders as necessary.

**check\_ready()**

Check that it's ready to run calculations.

**create\_geometry()**

Creates self.geometry with RDKit geometries

**determine\_point\_group()**

Determine point group using the SYMMETRY Program

Stores the resulting `PointGroup` in `self.point_group`

**generate\_qm\_data()**

Calculate the QM data and return a `QMData` object, or `None` if it fails.

**generate\_thermo\_data()**

Generate Thermo Data via a QM calc.

Returns `None` if it fails.

**get\_augmented\_inchi\_key()**

Returns the augmented InChI from `self.molecule`

**get\_file\_path(*extension*, *scratch=True*)**

Returns the path to the file with the given extension.

The provided extension should include the leading dot. If called with *scratch=False* then it will be in the *fileStore* directory, else *scratch=True* is assumed and it will be in the *scratchDirectory* directory.

**get\_mol\_file\_path\_for\_calculation(*attempt*)**

Get the path to the MOL file of the geometry to use for calculation *attempt*.

If `attempt <= self.script_attempts` then we use the refined coordinates, then we start to use the crude coordinates.

**get\_parser(*output\_file*)**

Returns the appropriate cclib parser.

**get\_thermo\_file\_path()**

Returns the path the thermo data file.

**initialize()**

Do any startup tasks.

**input\_file\_keywords(*attempt*)**

Return the top, bottom, and polar keywords for attempt number *attempt*.

NB. *attempt* begins at 1, not 0.

**property input\_file\_path**

Get the input file name.

**load\_thermo\_data()**

Try loading a thermo data from a previous run.

**property max\_attempts**

The total number of attempts to try

**property output\_file\_path**

Get the output file name.

**parse()**

Parses the results of the Mopac calculation, and returns a `QMData` object.

**save\_thermo\_data()**

Save the generated thermo data.

**property script\_attempts**

The number of attempts with different script keywords

**verify\_output\_file()**

Check's that an output file exists and was successful.

Returns a boolean flag that states whether a successful MOPAC simulation already exists for the molecule with the given (augmented) InChI Key.

The definition of finding a successful simulation is based on these criteria: 1) finding an output file with the file name equal to the InChI Key 2) NOT finding any of the keywords that denote a calculation failure 3) finding all the keywords that denote a calculation success. 4) finding a match between the InChI of the given molecule and the InChI found in the calculation files 5) checking that the optimized geometry, when connected by single bonds, is isomorphic with self.molecule (converted to single bonds)

If any of the above criteria is not matched, False will be returned. If all succeed, then it will return True.

**write\_input\_file**(*attempt*)

Using the Geometry object, write the input file for the *attempt*.

## 1.9 Physical quantities (rmgpy.quantity)

A physical quantity is defined by a numerical value and a unit of measurement.

The *rmgpy.quantity* module contains classes and methods for working with physical quantities. Physical quantities are represented by either the *ScalarQuantity* or *ArrayQuantity* class depending on whether a scalar or vector (or tensor) value is used. The *Quantity* function automatically chooses the appropriate class based on the input value. In both cases, the value of a physical quantity is available from the *value* attribute, and the units from the *units* attribute.

For efficient computation, the value is stored internally in the SI equivalent units. The SI value can be accessed directly using the *value\_si* attribute. Usually it is good practice to read the *value\_si* attribute into a local variable and then use it for computations, especially if it is referred to multiple times in the calculation.

Physical quantities also allow for storing of uncertainty values for both scalars and arrays. The *uncertaintyType* attribute indicates whether the given uncertainties are additive ("+ | -") or multiplicative ("\* | /"), and the *uncertainty* attribute contains the stored uncertainties. For additive uncertainties these are stored in the given units (not the SI equivalent), since they are generally not needed for efficient computations. For multiplicative uncertainties, the uncertainty values are by definition dimensionless.

### 1.9.1 Quantity objects

Class	Description
<i>ScalarQuantity</i>	A scalar physical quantity, with units and uncertainty
<i>ArrayQuantity</i>	An array physical quantity, with units and uncertainty
<i>Quantity()</i>	Return a scalar or array physical quantity

### 1.9.2 Unit types

Units can be classified into categories based on the associated dimensionality. For example, miles and kilometers are both units of length; seconds and hours are both units of time, etc. Clearly, quantities of different unit types are fundamentally different.

RMG provides functions that create physical quantities (scalar or array) and validate the units for a variety of unit types. This prevents the user from inadvertently mixing up their units - e.g. by setting an enthalpy with entropy units - which should reduce errors. RMG recognizes the following unit types:



Function	Unit type	SI unit
Acceleration()	acceleration	m/s <sup>2</sup>
Area()	area	m <sup>2</sup>
Concentration()	concentration	mol/cm <sup>3</sup>
Dimensionless()	dimensionless	
Energy()	energy	J/mol
Entropy()	entropy	J/mol · K
Flux()	flux	mol/cm <sup>2</sup> · s
Frequency()	frequency	cm <sup>-1</sup>
Force()	force	N
Inertia()	inertia	kg · m <sup>2</sup>
Length()	length	m
Mass()	mass	kg
Momentum()	momentum	kg · m/s <sup>2</sup>
Power()	power	W
Pressure()	pressure	Pa
RateCoefficient()	rate coefficient	s <sup>-1</sup> , m <sup>3</sup> /mol · s, m <sup>6</sup> /mol <sup>2</sup> · s, m <sup>9</sup> /mol <sup>3</sup> · s
Temperature()	temperature	K
Time()	time	s
Velocity()	velocity	m/s
Volume()	volume	m <sup>3</sup>

In RMG, all energies, heat capacities, concentrations, fluxes, and rate coefficients are treated as intensive; this means that these quantities are always expressed “per mole” or “per molecule”. All other unit types are extensive. A special exception is added for mass so as to allow for coercion of g/mol to amu.

RMG also handles rate coefficient units as a special case, as there are multiple allowed dimensionalities based on the reaction order. Note that RMG generally does not attempt to verify that the rate coefficient units match the reaction order, but only that it matches one of the possibilities.

The table above gives the SI unit that RMG uses internally to work with physical quantities. This does not necessarily correspond with the units used when outputting values. For example, pressures are often output in units of bar instead of Pa, and moments of inertia in amu · angstrom<sup>2</sup> instead of kg · m<sup>2</sup>. The recommended rule of thumb is to use prefixed SI units (or aliases thereof) in the output; for example, use kJ/mol instead of kcal/mol for energy values.

### rmgpy.quantity.ScalarQuantity

#### class rmgpy.quantity.ScalarQuantity

The *ScalarQuantity* class provides a representation of a scalar physical quantity, with optional units and uncertainty information. The attributes are:

Attribute	Description
<i>value</i>	The numeric value of the quantity in the given units
<i>units</i>	The units the value was specified in
<i>uncertainty</i>	The numeric uncertainty in the value in the given units (unitless if multiplicative)
<i>uncertainty_type</i>	The type of uncertainty: '+' for additive, '*' for multiplicative
<i>value_si</i>	The numeric value of the quantity in the corresponding SI units
<i>uncertainty_si</i>	The numeric value of the uncertainty in the corresponding SI units (unitless if multiplicative)

It is often more convenient to perform computations using SI units instead of the given units of the quantity. For

this reason, the SI equivalent of the *value* attribute can be directly accessed using the *value\_si* attribute. This value is cached on the *ScalarQuantity* object for speed.

**as\_dict()**

A helper function for YAML dumping

**copy()**

Return a copy of the quantity.

**equals(*quantity*)**

Return True if the everything in a quantity object matches the parameters in this object. If there are lists of values or uncertainties, each item in the list must be matching and in the same order. Otherwise, return False (Originally intended to return warning if units capitalization was different, however, Quantity object only parses units matching in case, so this will not be a problem.)

**get\_conversion\_factor\_from\_si()**

Return the conversion factor for converting a quantity to a given set of *units* from the SI equivalent units.

**get\_conversion\_factor\_from\_si\_to\_cm\_mol\_s()**

Return the conversion factor for converting into SI units only with all lengths in cm, instead of m. This is useful for outputting chemkin file kinetics. Depending on the stoichiometry of the reaction the reaction rate coefficient could be /s, cm<sup>3</sup>/mol/s, cm<sup>6</sup>/mol<sup>2</sup>/s, and for heterogeneous reactions even more possibilities. Only lengths are changed. Everything else is in SI, i.e. moles (not molecules) and seconds (not minutes).

**get\_conversion\_factor\_to\_si()**

Return the conversion factor for converting a quantity in a given set of `units` to the SI equivalent units.

**is\_uncertainty\_additive()**

Return True if the uncertainty is specified in additive format and False otherwise.

**is\_uncertainty\_multiplicative()**

Return True if the uncertainty is specified in multiplicative format and False otherwise.

**make\_object(*data*, *class\_dict*)**

A helper function for constructing objects from a dictionary (used when loading YAML files)

**Parameters**

- **data** (*dict*) – The dictionary representation of the object
- **class\_dict** (*dict*) – A mapping of class names to the classes themselves

**Returns** None**uncertainty**

The numeric value of the uncertainty, in the given units if additive, or no units if multiplicative.

**uncertainty\_type**

'+|-' for additive, '\*|/' for multiplicative

**Type** The type of uncertainty

**value**

The numeric value of the quantity, in the given units

**rmgpy.quantity.ArrayQuantity****class** rmgpy.quantity.**ArrayQuantity**

The *ArrayQuantity* class provides a representation of an array of physical quantity values, with optional units and uncertainty information. The attributes are:

Attribute	Description
<i>value</i>	The numeric value of the quantity in the given units
<i>units</i>	The units the value was specified in
<i>uncertainty</i>	The numeric uncertainty in the value (unitless if multiplicative)
<i>uncertainty_type</i>	The type of uncertainty: '+' '-' for additive, '*' '/' for multiplicative
<i>value_si</i>	The numeric value of the quantity in the corresponding SI units
<i>uncertainty_si</i>	The numeric value of the uncertainty in the corresponding SI units (unitless if multiplicative)

It is often more convenient to perform computations using SI units instead of the given units of the quantity. For this reason, the SI equivalent of the *value* attribute can be directly accessed using the *value\_si* attribute. This value is cached on the *ArrayQuantity* object for speed.

**as\_dict()**

A helper function for YAML dumping

**copy()**

Return a copy of the quantity.

**equals(quantity)**

Return True if the everything in a quantity object matches the parameters in this object. If there are lists of values or uncertainties, each item in the list must be matching and in the same order. Otherwise, return False (Originally intended to return warning if units capitalization was different, however, Quantity object only parses units matching in case, so this will not be a problem.)

**get\_conversion\_factor\_from\_si()**

Return the conversion factor for converting a quantity to a given set of *units* from the SI equivalent units.

**get\_conversion\_factor\_from\_si\_to\_cm\_mol\_s()**

Return the conversion factor for converting into SI units only with all lengths in cm, instead of m. This is useful for outputting chemkin file kinetics. Depending on the stoichiometry of the reaction the reaction rate coefficient could be /s, cm<sup>3</sup>/mol/s, cm<sup>6</sup>/mol<sup>2</sup>/s, and for heterogeneous reactions even more possibilities. Only lengths are changed. Everything else is in SI, i.e. moles (not molecules) and seconds (not minutes).

**get\_conversion\_factor\_to\_si()**

Return the conversion factor for converting a quantity in a given set of `units` to the SI equivalent units.

**is\_uncertainty\_additive()**

Return True if the uncertainty is specified in additive format and False otherwise.

**is\_uncertainty\_multiplicative()**

Return True if the uncertainty is specified in multiplicative format and False otherwise.

**make\_object(data, class\_dict)**

A helper function for constructing objects from a dictionary (used when loading YAML files)

**Parameters**

- **data** (*dict*) – The dictionary representation of the object
- **class\_dict** (*dict*) – A mapping of class names to the classes themselves

**Returns** None

**uncertainty**

The numeric value of the uncertainty, in the given units if additive, or no units if multiplicative.

**uncertainty\_type**

'+|-' for additive, '\*|/' for multiplicative

**Type** The type of uncertainty

**value**

The numeric value of the array quantity, in the given units.

## rmgpy.quantity.Quantity

rmgpy.quantity.Quantity(\*args, \*\*kwargs)

Create a *ScalarQuantity* or *ArrayQuantity* object for a given physical quantity. The physical quantity can be specified in several ways:

- A scalar-like or array-like value (for a dimensionless quantity)
- An array of arguments (including keyword arguments) giving some or all of the *value*, *units*, *uncertainty*, and/or *uncertainty\_type*.
- A tuple of the form (value, ), (value, units), (value, units, uncertainty), or (value, units, uncertainty\_type, uncertainty)
- An existing *ScalarQuantity* or *ArrayQuantity* object, for which a copy is made

## 1.10 Reactions (rmgpy.reaction)

The *rmgpy.reaction* subpackage contains classes and functions for working with chemical reaction.

### 1.10.1 Reaction

Class	Description
<i>Reaction</i>	A chemical reaction

#### rmgpy.reaction.Reaction

**class** rmgpy.reaction.Reaction

A chemical reaction. The attributes are:

Attribute	Type	Description
<i>index</i>	int	A unique nonnegative integer index
<i>label</i>	str	A descriptive string label
<i>reactants</i>	list	The reactant species (as <code>Species</code> objects)
<i>products</i>	list	The product species (as <code>Species</code> objects)
'specific_collider'	<code>Species</code>	The collider species (as a <code>Species</code> object)
<i>kinetics</i>	<code>KineticsModel</code>	Kinetics model to use for the reaction
<i>network_kinetics</i>	<code>Arrhenius</code>	The kinetics model to use for PDep network exploration if the <i>kinetics</i> attribute is <code>:class:PDepKineticsModel:</code>
<i>reversible</i>	bool	True if the reaction is reversible, False if not
<i>transition_state</i>	<code>TransitionState</code>	Transition state
<i>duplicate</i>	bool	True if the reaction is known to be a duplicate, False if not
<i>degeneracy</i>	double	The reaction path degeneracy for the reaction
<i>pairs</i>	list	Reactant-product pairings to use in converting reaction flux to species flux
<i>allow_pdep_route</i>	bool	True if the reaction has an additional PDep pathway, False if not (by default), used for <code>LibraryReactions</code>
<i>elementary_high_p</i>	bool	If True, pressure dependent kinetics will be generated (relevant only for unimolecular library reactions) If False (by default), this library reaction will not be explored. Only unimolecular library reactions with high pressure limit kinetics should be flagged (not if the kinetics were measured at some relatively low pressure)
<i>comment</i>	str	A description of the reaction source (optional)
<i>is_forward</i>	bool	Indicates if the reaction was generated in the forward (true) or reverse (false)
<i>rank</i>	int	Integer indicating the accuracy of the kinetics for this reaction

**calculate\_coll\_limit**(*temp*, *reverse*)

Calculate the collision limit rate in m<sup>3</sup>/mol-s for the given temperature implemented as recommended in Wang et al. doi 10.1016/j.combustflame.2017.08.005 (Eq. 1)

**calculate\_microcanonical\_rate\_coefficient**(*e\_list*, *j\_list*, *react\_dens\_states*, *prod\_dens\_states*, *T*)

Calculate the microcanonical rate coefficient  $k(E)$  for the reaction *reaction* at the energies *e\_list* in J/mol. *react\_dens\_states* and *prod\_dens\_states* are the densities of states of the reactant and product configurations for this reaction. If the reaction is irreversible, only the reactant density of states is required; if the reaction is reversible, then both are required. This function will try to use the best method that it can based on the input data available:

- If detailed information has been provided for the transition state (i.e. the molecular degrees of freedom), then RRKM theory will be used.

- If the above is not possible but high-pressure limit kinetics  $k_{\infty}(T)$  have been provided, then the inverse Laplace transform method will be used.

The density of states for the product *prod\_dens\_states* and the temperature of interest *T* in K can also be provided. For isomerization and association reactions *prod\_dens\_states* is required; for dissociation reactions it is optional. The temperature is used if provided in the detailed balance expression to determine the reverse kinetics, and in certain cases in the inverse Laplace transform method.

**calculate\_tst\_rate\_coefficient(*T*)**

Evaluate the forward rate coefficient for the reaction with corresponding transition state *TS* at temperature *T* in K using (canonical) transition state theory. The TST equation is

$$k(T) = \kappa(T) \frac{k_{\text{B}}T}{h} \frac{Q^{\ddagger}(T)}{Q^{\text{A}}(T)Q^{\text{B}}(T)} \exp\left(-\frac{E_0}{k_{\text{B}}T}\right)$$

where  $Q^{\ddagger}$  is the partition function of the transition state,  $Q^{\text{A}}$  and  $Q^{\text{B}}$  are the partition function of the reactants,  $E_0$  is the ground-state energy difference from the transition state to the reactants,  $T$  is the absolute temperature,  $k_{\text{B}}$  is the Boltzmann constant, and  $h$  is the Planck constant.  $\kappa(T)$  is an optional tunneling correction.

**can\_tst()**

Return `True` if the necessary parameters are available for using transition state theory – or the microcanonical equivalent, RRKM theory – to compute the rate coefficient for this reaction, or `False` otherwise.

**check\_collision\_limit\_violation(*t\_min*, *t\_max*, *p\_min*, *p\_max*)**

Warn if a core reaction violates the collision limit rate in either the forward or reverse direction at the relevant extreme T/P conditions. Assuming a monotonic behaviour of the kinetics. Returns a list with the reaction object and the direction in which the violation was detected.

**copy()**

Create a deep copy of the current reaction.

**degeneracy**

The reaction path degeneracy for this reaction.

If the reaction has kinetics, changing the degeneracy will adjust the reaction rate by a ratio of the new degeneracy to the old degeneracy.

**draw(*path*)**

Generate a pictorial representation of the chemical reaction using the `draw` module. Use *path* to specify the file to save the generated image to; the image type is automatically determined by extension. Valid extensions are `.png`, `.svg`, `.pdf`, and `.ps`; of these, the first is a raster format and the remainder are vector formats.

**ensure\_species(*reactant\_resonance*, *product\_resonance*)**

Ensure the reaction contains species objects in its reactant and product attributes. If the reaction is found to hold molecule objects, it modifies the reactant, product and pairs to hold Species objects.

Generates resonance structures for Molecules if the corresponding options, *reactant\_resonance* and/or *product\_resonance*, are `True`. Does not generate resonance for reactants or products that start as Species objects.

**fix\_barrier\_height(*force\_positive*)**

Turns the kinetics into Arrhenius (if they were ArrheniusEP) and ensures the activation energy is at least the endothermicity for endothermic reactions, and is not negative only as a result of using Evans Polanyi with an exothermic reaction. If *force\_positive* is `True`, then all reactions are forced to have a non-negative barrier.

**fix\_diffusion\_limited\_a\_factor(*T*)**

Decrease the pre-exponential factor (A) by the diffusion factor to account for the diffusion limit at the specified temperature.

**generate\_3d\_ts**(*reactants, products*)

Generate the 3D structure of the transition state. Called from `model.generate_kinetics()`.

`self.reactants` is a list of reactants `self.products` is a list of products

**generate\_high\_p\_limit\_kinetics**()

Used for incorporating library reactions with pressure-dependent kinetics in PDep networks. Only implemented for `LibraryReaction`

**generate\_pairs**()

Generate the reactant-product pairs to use for this reaction when performing flux analysis. The exact procedure for doing so depends on the reaction type:

Reaction type	Template	Resulting pairs
Isomerization	A -> C	(A,C)
Dissociation	A -> C + D	(A,C), (A,D)
Association	A + B -> C	(A,C), (B,C)
Bimolecular	A + B -> C + D	(A,C), (B,D) or (A,D), (B,C)

There are a number of ways of determining the correct pairing for bimolecular reactions. Here we try a simple similarity analysis by comparing the number of heavy atoms. This should work most of the time, but a more rigorous algorithm may be needed for some cases.

**generate\_reverse\_rate\_coefficient**(*network\_kinetics, Tmin, Tmax, surface\_site\_density*)

Generate and return a rate coefficient model for the reverse reaction. Currently this only works if the *kinetics* attribute is one of several (but not necessarily all) kinetics types.

If the reaction kinetics model is Sticking Coefficient, please provide a nonzero surface site density in  $\text{mol/m}^2$  which is required to evaluate the rate coefficient.

**get\_enthalpies\_of\_reaction**(*Tlist*)

Return the enthalpies of reaction in J/mol evaluated at temperatures *Tlist* in K.

**get\_enthalpy\_of\_reaction**(*T*)

Return the enthalpy of reaction in J/mol evaluated at temperature *T* in K.

**get\_entropies\_of\_reaction**(*Tlist*)

Return the entropies of reaction in J/mol\*K evaluated at temperatures *Tlist* in K.

**get\_entropy\_of\_reaction**(*T*)

Return the entropy of reaction in J/mol\*K evaluated at temperature *T* in K.

**get\_equilibrium\_constant**(*T, type, surface\_site\_density*)

Return the equilibrium constant for the reaction at the specified temperature *T* in K and reference *surface\_site\_density* in  $\text{mol/m}^2$  (2.5e-05 default) The *type* parameter lets you specify the quantities used in the equilibrium constant: *Ka* for activities, *Kc* for concentrations (default), or *Kp* for pressures. This function assumes a reference pressure of 1e5 Pa for gas phases species and uses the ideal gas law to determine reference concentrations. For surface species, the *surface\_site\_density* is the assumed reference.

**get\_equilibrium\_constants**(*Tlist, type*)

Return the equilibrium constants for the reaction at the specified temperatures *Tlist* in K. The *type* parameter lets you specify the quantities used in the equilibrium constant: *Ka* for activities, *Kc* for concentrations (default), or *Kp* for pressures. Note that this function currently assumes an ideal gas mixture.

**get\_free\_energies\_of\_reaction**(*Tlist*)

Return the Gibbs free energies of reaction in J/mol evaluated at temperatures *Tlist* in K.

**get\_free\_energy\_of\_reaction**(*T*)

Return the Gibbs free energy of reaction in J/mol evaluated at temperature *T* in K.

**get\_mean\_sigma\_and\_epsilon** (*reverse*)

Calculates the collision diameter (sigma) using an arithmetic mean Calculates the well depth (epsilon) using a geometric mean If *reverse* is `False` the above is calculated for the reactants, otherwise for the products

**get\_rate\_coefficient** (*T*, *P*, *surface\_site\_density*)

Return the overall rate coefficient for the forward reaction at temperature *T* in K and pressure *P* in Pa, including any reaction path degeneracies.

If *diffusion\_limiter* is enabled, the reaction is in the liquid phase and we use a diffusion limitation to correct the rate. If not, then use the intrinsic rate coefficient.

If the reaction has sticking coefficient kinetics, a nonzero surface site density in  $\text{mol}/\text{m}^2$  must be provided

**get\_reduced\_mass** (*reverse*)

Returns the reduced mass of the reactants if *reverse* is `False` Returns the reduced mass of the products if *reverse* is `True`

**get\_stoichiometric\_coefficient** (*spec*)

Return the stoichiometric coefficient of species *spec* in the reaction. The stoichiometric coefficient is increased by one for each time *spec* appears as a product and decreased by one for each time *spec* appears as a reactant.

**get\_surface\_rate\_coefficient** (*T*, *surface\_site\_density*)

Return the overall surface rate coefficient for the forward reaction at temperature *T* in K with surface site density *surface\_site\_density* in  $\text{mol}/\text{m}^2$ . Value is returned in combination of [m,mol,s]

**get\_url** ()

Get a URL to search for this reaction in the rmg website.

**has\_template** (*reactants*, *products*)

Return `True` if the reaction matches the template of *reactants* and *products*, which are both lists of Species objects, or `False` if not.

**is\_association** ()

Return `True` if the reaction represents an association reaction  $A + B \rightleftharpoons C$  or `False` if not.

**is\_balanced** ()

Return `True` if the reaction has the same number of each atom on each side of the reaction equation, or `False` if not.

**is\_dissociation** ()

Return `True` if the reaction represents a dissociation reaction  $A \rightleftharpoons B + C$  or `False` if not.

**is\_isomerization** ()

Return `True` if the reaction represents an isomerization reaction  $A \rightleftharpoons B$  or `False` if not.

**is\_isomorphic** (*other*, *either\_direction*, *check\_identical*, *check\_only\_label*, *check\_template\_rxn\_products*, *generate\_initial\_map*, *strict*, *save\_order*)

Return `True` if this reaction is the same as the *other* reaction, or `False` if they are different. The comparison involves comparing isomorphism of reactants and products, and doesn't use any kinetic information.

**Parameters**

- **either\_direction** (*bool*, *optional*) – if `False`, then the reaction direction must match.
- **check\_identical** (*bool*, *optional*) – if `True`, check that atom ID's match (used for checking degeneracy)
- **check\_only\_label** (*bool*, *optional*) – if `True`, only check the string representation, ignoring molecular structure comparisons



- **check\_template\_rxn\_products** (*bool, optional*) – if True, only check isomorphism of reaction products (used when we know the reactants are identical, i.e. in generating reactions)
- **generate\_initial\_map** (*bool, optional*) – if True, initialize map by pairing atoms with same labels
- **strict** (*bool, optional*) – if False, perform isomorphism ignoring electrons
- **save\_order** (*bool, optional*) – if True, perform isomorphism saving atom order

**is\_surface\_reaction()**

Return True if one or more reactants or products are surface species (or surface sites)

**is\_unimolecular()**

Return True if the reaction has a single molecule as either reactant or product (or both)  $A \rightleftharpoons B + C$  or  $A + B \rightleftharpoons C$  or  $A \rightleftharpoons B$ , or False if not.

**matches\_species** (*reactants, products*)

Compares the provided reactants and products against the reactants and products of this reaction. Both directions are checked.

**Parameters**

- **reactants** (*List*) – Species required on one side of the reaction
- **products** (*List, optional*) – Species required on the other side

**reverse\_arrhenius\_rate** (*k\_forward, reverse\_units, Tmin, Tmax*)

Reverses the given *k\_forward*, which must be an Arrhenius type. You must supply the correct units for the reverse rate. The equilibrium constant is evaluated from the current reaction instance (self).

**reverse\_sticking\_coeff\_rate** (*k\_forward, reverse\_units, surface\_site\_density, Tmin, Tmax*)

Reverses the given *k\_forward*, which must be a StickingCoefficient type. You must supply the correct units for the reverse rate. The equilibrium constant is evaluated from the current reaction instance (self). The *surface\_site\_density* in *mol/m<sup>2</sup>* is used to evaluate the forward rate constant.

**reverse\_surface\_arrhenius\_rate** (*k\_forward, reverse\_units, Tmin, Tmax*)

Reverses the given *k\_forward*, which must be a SurfaceArrhenius type. You must supply the correct units for the reverse rate. The equilibrium constant is evaluated from the current reaction instance (self).

**to\_cantera** (*species\_list, use\_chemkin\_identifier*)

Converts the RMG Reaction object to a Cantera Reaction object with the appropriate reaction class.

If *use\_chemkin\_identifier* is set to False, the species label is used instead. Be sure that species' labels are unique when setting it False.

**to\_chemkin** (*species\_list, kinetics*)

Return the chemkin-formatted string for this reaction.

If *kinetics* is set to True, the chemkin format kinetics will also be returned (requires the *species\_list* to figure out third body colliders.) Otherwise, only the reaction string will be returned.

**to\_labeled\_str** (*use\_index*)

the same as `__str__` except that the labels are assumed to exist and used for reactant and products rather than the labels plus the index in parentheses

## 1.11 Reaction mechanism generation (`rmgpy.rmg`)

The `rmgpy.rmg` subpackage contains the main functionality for using RMG-Py to automatically generate detailed reaction mechanisms.

### 1.11.1 Reaction models

Class	Description
<code>CoreEdgeReactionModel</code>	A reaction model comprised of core and edge species and reactions

### 1.11.2 Input

Function	Description
<code>read_input_file()</code>	Load an RMG job input file
<code>save_input_file()</code>	Save an RMG job input file

### 1.11.3 Output

Function	Description
<code>save_output_html()</code>	Save the results of an RMG job to an HTML file
<code>save_diff_html()</code>	Save a comparison of two reaction mechanisms to an HTML file

### 1.11.4 Job classes

Class	Description
<code>RMG</code>	Main class for RMG jobs

### 1.11.5 Pressure dependence

Class	Description
<code>PDepReaction</code>	A pressure-dependent “net” reaction
<code>PDepNetwork</code>	A pressure-dependent unimolecular reaction network, with RMG-specific functionality

#### `rmgpy.rmg.model.CoreEdgeReactionModel`

**class** `rmgpy.rmg.model.CoreEdgeReactionModel` (*core=None, edge=None, surface=None*)

Represent a reaction model constructed using a rate-based screening algorithm. The species and reactions in the model itself are called the *core*; the species and reactions identified as candidates for inclusion in the model are called the *edge*. The attributes are:

Attribute	Description
<i>core</i>	The species and reactions of the current model core
<i>edge</i>	The species and reactions of the current model edge
<i>network_dict</i>	A dictionary of pressure-dependent reaction networks ( <code>Network</code> objects) indexed by source.
<i>network_list</i>	A list of pressure-dependent reaction networks ( <code>Network</code> objects)
<i>network_count</i>	A counter for the number of pressure-dependent networks created
<i>in-dex_species_dict</i>	A dictionary with a unique index pointing to the species objects
<i>solvent_name</i>	String describing solvent name for liquid reactions. Empty for non-liquid estimation
<i>surface_site_density</i>	The surface site density (a <code>SurfaceConcentration</code> quantity) or <code>None</code> if no heterogeneous catalyst.

**add\_new\_surface\_objects**(*obj*, *new\_surface\_species*, *new\_surface\_reactions*, *reaction\_system*)

*obj* is the list of objects for enlargement coming from simulate *new\_surface\_species* and *new\_surface\_reactions* are the current lists of surface species and surface reactions following simulation *reaction\_system* is the current reactor manages surface species and reactions being moved to and from the surface moves them to appropriate `newSurfaceSpc/RxnsAdd/loss` sets returns false if the surface has changed

**add\_reaction\_library\_to\_edge**(*reaction\_library*)

Add all species and reactions from *reaction\_library*, a `KineticsPrimaryDatabase` object, to the model edge.

**add\_reaction\_library\_to\_output**(*reaction\_library*)

Add all species and reactions from *reaction\_library*, a `KineticsPrimaryDatabase` object, to the output. This does not bring any of the reactions or species into the core itself.

**add\_reaction\_to\_core**(*rxn*)

Add a reaction *rxn* to the reaction model core (and remove from edge if necessary). This function assumes *rxn* has already been checked to ensure it is supposed to be a core reaction (i.e. all of its reactants AND all of its products are in the list of core species).

**add\_reaction\_to\_edge**(*rxn*)

Add a reaction *rxn* to the reaction model edge. This function assumes *rxn* has already been checked to ensure it is supposed to be an edge reaction (i.e. all of its reactants OR all of its products are in the list of core species, and the others are in either the core or the edge).

**add\_reaction\_to\_unimolecular\_networks**(*newReaction*, *new\_species*, *network=None*)

Given a newly-created `Reaction` object *newReaction*, update the corresponding unimolecular reaction network. If no network exists, a new one is created. If the new reaction is an isomerization that connects two existing networks, the two networks are merged. This function is called whenever a new high-pressure limit edge reaction is created. Returns the network containing the new reaction.

**add\_seed\_mechanism\_to\_core**(*seed\_mechanism*, *react=False*)

Add all species and reactions from *seed\_mechanism*, a `KineticsPrimaryDatabase` object, to the model core. If *react* is `True`, then reactions will also be generated between the seed species. For large seed mechanisms this can be prohibitively expensive, so it is not done by default.

**add\_species\_to\_core**(*spec*)

Add a species *spec* to the reaction model core (and remove from edge if necessary). This function also moves any reactions in the edge that gain core status as a result of this change in status to the core. If this are any such reactions, they are returned in a list.

**add\_species\_to\_edge**(*spec*)

Add a species *spec* to the reaction model edge.

**adjust\_surface()**

Here we add species intended to be added and remove any species that need to be moved out of the core. For now we remove reactions from the surface that have become part of a PDepNetwork by intersecting the set of surface reactions with the core so that all surface reactions are in the core thus the surface algorithm currently (June 2017) is not implemented for pdep networks (however it will function fine for non-pdep reactions on a pdep run)

**apply\_kinetics\_to\_reaction(*reaction*)**

retrieve the best kinetics for the reaction and apply it towards the forward or reverse direction (if reverse, flip the direction).

**apply\_thermo\_to\_species(*procnum*)**

Generate thermo for species. QM calculations are parallelized if requested.

**check\_for\_existing\_reaction(*rxn*)**

Check to see if an existing reaction has the same reactants, products, and family as *rxn*. Returns True or False and the matched reaction (if found).

First, a shortlist of reaction is retrieved that have the same reaction keys as the parameter reaction.

Next, the reaction ID containing an identifier (e.g. label) of the reactants and products is compared between the parameter reaction and the each of the reactions in the shortlist. If a match is found, the discovered reaction is returned.

If a match is not yet found, the Library (seed mechs, reaction libs) in the reaction database are iterated over to check if a reaction was overlooked (a reaction with a different “family” key as the parameter reaction).

**check\_for\_existing\_species(*molecule*)**

Check to see if an existing species contains the same `molecule.Molecule` as *molecule*. Comparison is done using isomorphism without consideration of electrons. Therefore, resonance structures of a species will all match each other.

Returns the matched species if found and *None* otherwise.

**clear\_surface\_adjustments()**

empties surface tracking variables

**enlarge(*new\_object=None, react\_edge=False, unimolecular\_react=None, bimolecular\_react=None, trimolecular\_react=None*)**

Enlarge a reaction model by processing the objects in the list *new\_object*. If *new\_object* is a `rmg.species.Species` object, then the species is moved from the edge to the core and reactions generated for that species, reacting with itself and with all other species in the model core. If *new\_object* is a `rmg.unirxn.network.Network` object, then reactions are generated for the species in the network with the largest leak flux.

If the *react\_edge* flag is *True*, then no *new\_object* is needed, and instead the algorithm proceeds to react the core species together to form edge reactions.

**generate\_kinetics(*reaction*)**

Generate best possible kinetics for the given *reaction* using the kinetics database.

**generate\_thermo(*spc, rename=False*)**

Generate thermo for species.

**get\_model\_size()**

Return the numbers of species and reactions in the model core and edge. Note that this is not necessarily equal to the lengths of the corresponding species and reaction lists.

**get\_species\_reaction\_lists()**

Return lists of all of the species and reactions in the core and the edge.

**get\_stoichiometry\_matrix()**

Return the stoichiometry matrix for all generated species and reactions. The id of each species and reaction is the corresponding row and column, respectively, in the matrix.

**initialize\_index\_species\_dict()**

Populates the core species dictionary

integer -> core Species

with the species that are currently in the core.

**log\_enlarge\_summary**(*new\_core\_species*, *new\_core\_reactions*, *new\_edge\_species*, *new\_edge\_reactions*, *reactions\_moved\_from\_edge=None*, *react\_edge=False*)

Output a summary of a model enlargement step to the log. The details of the enlargement are passed in the *new\_core\_species*, *new\_core\_reactions*, *new\_edge\_species*, and *new\_edge\_reactions* objects.

**make\_new\_pdep\_reaction**(*forward*)

Make a new pressure-dependent reaction based on a list of *reactants* and a list of *products*. The reaction belongs to the specified *network* and has pressure-dependent kinetics given by *kinetics*.

No checking for existing reactions is made here. The returned PDepReaction object is not added to the global list of reactions, as that is intended to represent only the high-pressure-limit set. The *reaction\_counter* is incremented, however, since the returned reaction can and will exist in the model edge and/or core.

**make\_new\_reaction**(*forward*, *check\_existing=True*, *generate\_thermo=True*)

Make a new reaction given a Reaction object *forward*. The reaction is added to the global list of reactions. Returns the reaction in the direction that corresponds to the estimated kinetics, along with whether or not the reaction is new to the global reaction list.

The forward direction is determined using the “is\_reverse” attribute of the reaction’s family. If the reaction family is its own reverse, then it is made such that the forward reaction is exothermic at 298K.

The forward reaction is appended to self.new\_reaction\_list if it is new.

**make\_new\_species**(*object*, *label=""*, *reactive=True*, *check\_existing=True*, *generate\_thermo=True*)

Formally create a new species from the specified *object*, which can be either a Molecule object or an *rmgpy.species.Species* object. It is emphasized that *reactive* relates to the Species attribute, while *reactive\_structure* relates to the Molecule attribute.

**mark\_chemkin\_duplicates()**

Check that all reactions that will appear the chemkin output have been checked as duplicates.

Call this if you’ve done something that may have introduced undetected duplicate reactions, like add a reaction library or seed mechanism. Anything added via the *expand()* method should already be detected.

**process\_new\_reactions**(*new\_reactions*, *new\_species*, *pdep\_network=None*, *generate\_thermo=True*)

Process a list of newly-generated reactions involving the new core species or explored isomer *new\_species* in network *pdep\_network*.

Makes a reaction and decides where to put it: core, edge, or PDepNetwork.

**prune**(*reaction\_systems*, *tol\_keep\_in\_edge*, *tol\_move\_to\_core*, *maximum\_edge\_species*, *min\_species\_exist\_iterations\_for\_prune*)

Remove species from the model edge based on the simulation results from the list of *reaction\_systems*.

**register\_reaction**(*rxn*)

Adds the reaction to the reaction database.

The reaction database is structured as a multi-level dictionary, for efficient search and retrieval of existing reactions.

The database has two types of dictionary keys: - reaction family - reactant(s) keys

First, the keys are generated for the parameter reaction.

Next, it is checked whether the reaction database already contains similar keys. If not, a new container is created, either a dictionary for the family key and first reactant key, or a list for the second reactant key.

Finally, the reaction is inserted as the first element in the list.

**remove\_empty\_pdep\_networks()**

searches for and deletes any empty pdep networks

**remove\_species\_from\_edge**(*reaction\_systems, spec*)

Remove species *spec* from the reaction model edge.

**retrieve**(*family\_label, key1, key2*)

Returns a list of reactions from the reaction database with the same keys as the parameters.

Returns an empty list when one of the keys could not be found.

**search\_retrieve\_reactions**(*rxn*)

Searches through the reaction database for reactions with an identical reaction key as the key of the parameter reaction.

Both the reaction key based on the reactants as well as on the products is used to search for possible candidate reactions.

**set\_thermodynamic\_filtering\_parameters**(*Tmax, thermo\_tol\_keep\_spc\_in\_edge, min\_core\_size\_for\_prune, maximum\_edge\_species, reaction\_systems*)

sets parameters for thermodynamic filtering based on the current core *Tmax* is the maximum reactor temperature in K *thermo\_tol\_keep\_spc\_in\_edge* is the Gibbs number above which species will be filtered *min\_core\_size\_for\_prune* is the core size at which thermodynamic filtering will start *maximum\_edge\_species* is the maximum allowed number of edge species *reaction\_systems* is a list of reaction\_system objects

**thermo\_filter\_down**(*maximum\_edge\_species, min\_species\_exist\_iterations\_for\_prune=0*)

removes species from the edge based on their Gibbs energy until *maximum\_edge\_species* is reached under the constraint that all removed species are older than *min\_species\_exist\_iterations\_for\_prune* iterations *maximum\_edge\_species* is the maximum allowed number of edge species *min\_species\_exist\_iterations\_for\_prune* is the number of iterations a species must be in the edge before it is eligible for thermo filtering

**thermo\_filter\_species**(*spcs*)

checks Gibbs energy of the species in *spcs* against the maximum allowed Gibbs energy

**update\_unimolecular\_reaction\_networks**()

Iterate through all of the currently-existing unimolecular reaction networks, updating those that have been marked as invalid. In each update, the phenomenological rate coefficients  $k(T, P)$  are computed for each net reaction in the network, and the resulting reactions added or updated.

**class** `rmgpy.rmg.model.ReactionModel`(*species=None, reactions=None*)

Represent a generic reaction model. A reaction model consists of *species*, a list of species, and *reactions*, a list of reactions.

**merge**(*other*)

Return a new `ReactionModel` object that is the union of this model and *other*.

## RMG input files

`rmgpy.rmg.input.read_input_file(path, rmg0)`  
Read an RMG input file at *path* on disk into the RMG object *rmg*.

`rmgpy.rmg.input.save_input_file(path, rmg)`  
Save an RMG input file at *path* on disk from the RMG object *rmg*.

## rmgpy.rmg.main.RMG

**class** `rmgpy.rmg.main.RMG(input_file=None, output_directory=None, profiler=None, stats_file=None)`  
A representation of a Reaction Mechanism Generator (RMG) job. The attributes are:

Attribute	Description
<i>input_file</i>	The path to the input file
<i>profiler</i>	A <code>cProfile.Profile</code> object for time profiling RMG
<i>database_directory</i>	The directory containing the RMG database
<i>thermo_libraries</i>	The thermodynamics libraries to load
<i>reaction_libraries</i>	The kinetics libraries to load
<i>statmech_libraries</i>	The statistical mechanics libraries to load
<i>seed_mechanisms</i>	The seed mechanisms included in the model
<i>kinetics_families</i>	The kinetics families to use for reaction generation
<i>kinetics_depositories</i>	The kinetics depositories to use for looking up kinetics in each family
<i>kinetics_estimator</i>	The method to use to estimate kinetics: 'group additivity' or 'rate rules'
<i>solvent</i>	If solvation estimates are required, the name of the solvent.
<i>reaction_model</i>	The core-edge reaction model generated by this job
<i>reaction_systems</i>	A list of the reaction systems used in this job
<i>database</i>	The RMG database used in this job
<i>model_settings_list</i>	List of <code>ModelSettings</code> objects containing information related to how to manage species/reaction models
<i>simulator_settings_list</i>	List of <code>SimulatorSettings</code> objects containing information on how to run simulations
<i>init_react_tuples</i>	List of name tuples of species to react at beginning of run
<i>trimolecular</i>	True to consider reactions between three species (i.e., if trimolecular reaction families are present)
<i>unimolecular_threshold</i>	Array of flags indicating whether a species is above the unimolecular reaction threshold
<i>bimolecular_threshold</i>	Array of flags indicating whether two species are above the bimolecular reaction threshold
<i>trimolecular_threshold</i>	Array of flags indicating whether three species are above the trimolecular reaction threshold
<i>unimolecular_react</i>	Array of flags indicating whether a species should react unimolecularly in the enlarge step
<i>bimolecular_react</i>	Array of flags indicating whether two species should react in the enlarge step
<i>trimolecular_react</i>	Array of flags indicating whether three species should react in the enlarge step
<i>termination</i>	A list of termination targets (i.e <code>TerminationTime</code> and <code>TerminationConversion</code> objects)
<i>species_constraints</i>	Dictates the maximum number of atoms, carbons, electrons, etc. generated by RMG
<i>output_directory</i>	The directory used to save output files
<i>verbosity</i>	The level of logging verbosity for console output
<i>units</i>	The unit system to use to save output files (currently must be 'si')
<i>generate_output_html</i>	True to draw pictures of the species and reactions, saving a visualized model in an output HTML file
<i>generate_plots</i>	True to generate plots of the job execution statistics after each iteration, <code>False</code> otherwise
<i>verbose_comments</i>	True to keep the verbose comments for database estimates, <code>False</code> otherwise
<i>save_edge_species</i>	True to save chemkin and HTML files of the edge species, <code>False</code> otherwise
<i>keep_irreversible</i>	True to keep irreversibility of library reactions as is ('<=>' or '=>'). <code>False</code> (default) to force all library reactions to be reversible
<i>trimolecular_product_reversible</i>	True (default) to allow families with trimolecular products to react in the reverse direction, <code>False</code> otherwise
<i>pressure_dependence</i>	Whether to process unimolecular (pressure-dependent) reaction networks
<i>quantum_mechanics</i>	Whether to apply quantum mechanical calculations instead of group additivity to certain molecular weights

Table 4 – continued from previous page

Attribute	Description
<i>ml_estimator</i>	To use thermo estimation with machine learning
<i>ml_settings</i>	Settings for ML estimation
<i>walltime</i>	The maximum amount of CPU time in the form DD:HH:MM:SS to expend on this job; used to stop the job if exceeded
<i>max_iterations</i>	The maximum number of RMG iterations allowed, after which the job will terminate
<i>kinetics_datastore</i>	True if storing details of each kinetic database entry in text file, False otherwise
<i>initialization_time</i>	The time at which the job was initiated, in seconds since the epoch (i.e. from time.time())
<i>done</i>	Whether the job has completed (there is nothing new to add)

**check\_input()**

Check for a few common mistakes in the input file.

**check\_libraries()**

Check unwanted use of libraries: Liquid phase libraries in Gas phase simulation. Loading a Liquid phase library obtained in another solvent than the one defined in the input file. Other checks can be added here.

**check\_model()**

Run checks on the RMG model

**clear()**

Clear all loaded information about the job (except the file paths).

**execute(initialize=True, \*\*kwargs)**

Execute an RMG job using the command-line arguments *args* as returned by the *argparse* package. *initialize* is a bool type flag used to determine whether to call *self.initialize()*

**finish()**

Complete the model generation.

**generate\_cantera\_files(chemkin\_file, \*\*kwargs)**

Convert a chemkin mechanism *chem.inp* file to a cantera mechanism file *chem.cti* and save it in the cantera directory

**initialize(\*\*kwargs)**

Initialize an RMG job using the command-line arguments *args* as returned by the *argparse* package.

**initialize\_seed\_mech()**

Initialize the process of saving the seed mechanism by performing the following:

1. Create the initial seed mechanism folder (the seed from a previous iterations will be deleted)
2. Save the restart-from-seed file (unless the current job is itself a restart job)
3. Ensure that we don't overwrite existing libraries in the database that have the same name as this job
4. Create the *previous\_seeds* directory to save intermediate seeds if the user gives a value for *saveSeedModulus*

**load\_input(path=None)**

Load an RMG job from the input file located at *input\_file*, or from the *input\_file* attribute if not given as a parameter.

**load\_rmg\_java\_input(path)**

Load an RMG-Java job from the input file located at *input\_file*, or from the *input\_file* attribute if not given as a parameter.

**load\_thermo\_input(path=None)**

Load an Thermo Estimation job from a thermo input file located at *input\_file*, or from the *input\_file* attribute if not given as a parameter.



**log\_header** (*level=20*)

Output a header containing identifying information about RMG to the log.

**make\_seed\_mech** ()

Save a seed mechanism (both core and edge) in the ‘seed’ sub-folder of the output directory. Additionally, save the filter tensors to the ‘seed/filters’ sub-folder so that the RMG job can be restarted from a seed mechanism. If *self.save\_seed\_to\_database* is True then the seed mechanism is also saved as libraries (one each for the core and edge) in the RMG-database.

**Notes**

*initialize\_seed\_mech* should be called one time before this function is ever called.

**make\_species\_labels\_independent** (*species*)

This method looks at the core species labels and makes sure none of them conflict. If a conflict occurs, the second occurrence will have ‘-2’ added. Returns a list of the old labels.

**process\_pdep\_networks** (*obj*)

properly processes PDepNetwork objects and lists of PDepNetwork objects returned from simulate

**process\_reactions\_to\_species** (*obj*)

properly processes Reaction objects and lists of Reaction objects returned from simulate

**process\_to\_species\_networks** (*obj*)

breaks down the objects returned by simulate into Species and PDepNetwork components

**react\_init\_tuples** ()

Reacts tuples given in the react block

**read\_meaningful\_line\_java** (*f*)

Read a meaningful line from an RMG-Java condition file object *f*, returning the line with any comments removed.

**register\_listeners** ()

Attaches listener classes depending on the options found in the RMG input file.

**run\_model\_analysis** (*number=10*)

Run sensitivity and uncertainty analysis if requested.

**run\_uncertainty\_analysis** ()

Run uncertainty analysis if proper settings are available.

**save\_everything** ()

Saves the output HTML and the Chemkin file. If the job is being profiled this is saved as well.

**save\_input** (*path=None*)

Save an RMG job to the input file located at *path*.

**update\_reaction\_threshold\_and\_react\_flags** (*rxn\_sys\_unimol\_threshold=None*,  
*rxn\_sys\_bimol\_threshold=None*,  
*rxn\_sys\_trimol\_threshold=None*,  
*skip\_update=False*)

updates the length and boolean value of the unimolecular and bimolecular react and threshold flags

**rmgpy.rmg.main.initialize\_log** (*verbose*, *log\_file\_name*)

Set up a logger for RMG to use to print output to stdout. The *verbose* parameter is an integer specifying the amount of log text seen at the console; the levels correspond to those of the logging module.

**rmgpy.rmg.main.make\_profile\_graph** (*stats\_file*, *force\_graph\_generation=False*)

Uses graph2dot to create a graphviz dot file of the profiling information.

This requires the `gprof2dot` package available via `pip install gprof2dot`. Render the result using the program `'dot'` via a command like `dot -Tps2 input.dot -o output.ps2`.

Rendering the ps2 file to pdf requires an external pdf converter `ps2pdf output.ps2` which produces a `output.ps2.pdf` file.

Will only generate a graph if a display is present as errors can occur otherwise. If `force_graph_generation` is True then the graph generation will be attempted either way

```
rmgpy.rmg.main.process_profile_stats(stats_file, log_file)
```

## Saving RMG output

```
rmgpy.rmg.output.save_output_html(path, reaction_model, part_core_edge='core')
```

Save the current set of species and reactions of `reactionModel` to an HTML file `path` on disk. As part of this process, drawings of all species are created in the species folder (if they don't already exist) using the `rmgpy.molecule.draw` module. The `jinjja` package is used to generate the HTML; if this package is not found, no HTML will be generated (but the program will carry on).

```
rmgpy.rmg.output.save_diff_html(path, common_species_list, species_list1, species_list2,
                                common_reactions, unique_reactions1, unique_reactions2)
```

This function outputs the species and reactions on an HTML page for the comparison of two RMG models.

## rmgpy.rmg.pdep.PDepNetwork

```
class rmgpy.rmg.pdep.PDepNetwork(index=-1, source=None)
```

A representation of a *partial* unimolecular reaction network. Each partial network has a single *source* isomer or reactant channel, and is responsible only for  $k(T, P)$  values for net reactions with source as the reactant. Multiple partial networks can have the same source, but networks with the same source and any explored isomers must be combined.

Attribute	Type	Description
<code>source</code>	list	The isomer or reactant channel that acts as the source
<code>explored</code>	list	A list of the unimolecular isomers whose reactions have been fully explored

```
add_path_reaction(newReaction)
```

Add a path reaction to the network. If the path reaction already exists, no action is taken.

```
apply_chemically_significant_eigenvalues_method(lumping_order=None)
```

Compute the phenomenological rate coefficients  $k(T, P)$  at the current conditions using the chemically-significant eigenvalues method. If a `lumping_order` is provided, the algorithm will attempt to lump the configurations (given by index) in the order provided, and return a reduced set of  $k(T, P)$  values.

```
apply_modified_strong_collision_method(efficiency_model='default')
```

Compute the phenomenological rate coefficients  $k(T, P)$  at the current conditions using the modified strong collision method.

```
apply_reservoir_state_method()
```

Compute the phenomenological rate coefficients  $k(T, P)$  at the current conditions using the reservoir state method.

```
calculate_collision_model()
```

Calculate the matrix of first-order rate coefficients for collisional population transfer between grains for each isomer, including the corresponding collision frequencies.

**calculate\_densities\_of\_states()**

Calculate the densities of states of each configuration that has states data. The densities of states are computed such that they can be applied to each temperature in the range of interest by interpolation.

**calculate\_equilibrium\_ratios()**

Return an array containing the fraction of each isomer and reactant channel present at equilibrium, as determined from the Gibbs free energy and using the concentration equilibrium constant  $K_c$ . These values are ratios, and the absolute magnitude is not guaranteed; however, the implementation scales the elements of the array so that they sum to unity.

**calculate\_microcanonical\_rates()**

Calculate and return arrays containing the microcanonical rate coefficients  $k(E)$  for the isomerization, dissociation, and association path reactions in the network.

**cleanup()**

Delete intermediate arrays used to compute  $k(T,P)$  values.

**explore\_isomer(isomer)**

Explore a previously-unexplored unimolecular *isomer* in this partial network using the provided core-edge reaction model *reaction\_model*, returning the new reactions and new species.

**get\_all\_species()**

Return a list of all unique species in the network, including all isomers, reactant and product channels, and bath gas species.

**get\_energy\_filtered\_reactions(T, tol)**

Returns a list of products and isomers that are greater in Free Energy than  $a \cdot R \cdot T + G_{\text{source}}(T)$

**get\_leak\_branching\_ratios(T, P)**

Return a dict with the unexplored isomers in the partial network as the keys and the fraction of the total leak coefficient as the values.

**get\_leak\_coefficient(T, P)**

Return the pressure-dependent rate coefficient  $k(T, P)$  describing the total rate of “leak” from this network. This is defined as the sum of the  $k(T, P)$  values for all net reactions to nonexplored unimolecular isomers.

**get\_maximum\_leak\_species(T, P)**

Get the unexplored (unimolecular) isomer with the maximum leak flux. Note that the leak rate coefficients vary with temperature and pressure, so you must provide these in order to get a meaningful result.

**get\_rate\_filtered\_products(T, P, tol)**

determines the set of path\_reactions that have fluxes less than *tol* at steady state where all  $A \Rightarrow B + C$  reactions are irreversible and there is a constant flux from/to the source configuration of 1.0

**initialize(Tmin, Tmax, Pmin, Pmax, maximum\_grain\_size=0.0, minimum\_grain\_count=0, active\_j\_rotor=True, active\_k\_rotor=True, rmgmode=False)**

Initialize a pressure dependence calculation by computing several quantities that are independent of the conditions. You must specify the temperature and pressure ranges of interesting using *Tmin* and *Tmax* in K and *Pmin* and *Pmax* in Pa. You must also specify the maximum energy grain size *grain\_size* in J/mol and/or the minimum number of grains *grain\_count*.

**invalidate()**

Mark the network as in need of a new calculation to determine the pressure-dependent rate coefficients

**log\_summary(level=20)**

Print a formatted list of information about the current network. Each molecular configuration - unimolecular isomers, bimolecular reactant channels, and bimolecular product channels - is given along with its energy on the potential energy surface. The path reactions connecting adjacent molecular configurations are also given, along with their energies on the potential energy surface. The *level* parameter controls the level of logging to which the summary is written, and is DEBUG by default.

**map\_densities\_of\_states()**

Map the overall densities of states to the current energy grains. Semi-logarithmic interpolation will be used if the grain sizes of *Elist0* and *e\_list* do not match; this should not be a significant source of error as long as the grain sizes are sufficiently small.

**merge(*other*)**

Merge the partial network *other* into this network.

**remove\_disconnected\_reactions()**

gets rid of reactions/isomers/products not connected to the source by a reaction sequence

**remove\_reactions(*reaction\_model*, *rxns=None*, *prods=None*)**

removes a list of reactions from the network and all reactions/products left disconnected by removing those reactions

**select\_energy\_grains(*T*, *grain\_size=0.0*, *grain\_count=0*)**

Select a suitable list of energies to use for subsequent calculations. This is done by finding the minimum and maximum energies on the potential energy surface, then adding a multiple of  $k_B T$  onto the maximum energy.

You must specify either the desired grain spacing *grain\_size* in J/mol or the desired number of grains *n\_grains*, as well as a temperature *T* in K to use for the equilibrium calculation. You can specify both *grain\_size* and *grain\_count*, in which case the one that gives the more accurate result will be used (i.e. they represent a maximum grain size and a minimum number of grains). An array containing the energy grains in J/mol is returned.

**set\_conditions(*T*, *P*, *ymB=None*)**

Set the current network conditions to the temperature *T* in K and pressure *P* in Pa. All of the internal variables are updated accordingly if they are out of date. For example, those variables that depend only on temperature will not be recomputed if the temperature is the same.

**solve\_full\_me(*tlist*, *x0*)**

Directly solve the full master equation using a stiff ODE solver. Pass the reaction *network* to solve, the temperature *T* in K and pressure *P* in Pa to solve at, the energies *e\_list* in J/mol to use, the output time points *tlist* in s, the initial total populations *x0*, the full master equation matrix *M*, the accounting matrix *indices* relating isomer and energy grain indices to indices of the master equation matrix, and the densities of states *dens\_states* in mol/J of each isomer. Returns the times in s, population distributions for each isomer, and total population profiles for each configuration.

**solve\_reduced\_me(*tlist*, *x0*)**

Directly solve the reduced master equation using a stiff ODE solver. Pass the output time points *tlist* in s and the initial total populations *x0*. Be sure to run one of the methods for generating  $k(T, P)$  values before calling this method. Returns the times in s, population distributions for each isomer, and total population profiles for each configuration.

**solve\_ss\_network(*T*, *P*)**

calculates the steady state concentrations if all  $A \Rightarrow B + C$  reactions are irreversible and the flux from/to the source configuration is 1.0

**update(*reaction\_model*, *pdep\_settings*)**

Regenerate the  $k(T, P)$  values for this partial network if the network is marked as invalid.

**update\_configurations(*reaction\_model*)**

Sort the reactants and products of each of the network's path reactions into isomers, reactant channels, and product channels. You must pass the current *reaction\_model* because some decisions on sorting are made based on which species are in the model core.

**rmgpy.rmg.pdep.PDepReaction**

**class** rmgpy.rmg.pdep.PDepReaction(*index=-1, label="", reactants=None, products=None, specific\_collider=None, network=None, kinetics=None, network\_kinetics=None, reversible=True, transition\_state=None, duplicate=False, degeneracy=1, pairs=None*)

**calculate\_coll\_limit**(*temp, reverse*)

Calculate the collision limit rate in m<sup>3</sup>/mol-s for the given temperature implemented as recommended in Wang et al. doi 10.1016/j.combustflame.2017.08.005 (Eq. 1)

**calculate\_microcanonical\_rate\_coefficient**(*e\_list, j\_list, reac\_dens\_states, prod\_dens\_states, T*)

Calculate the microcanonical rate coefficient  $k(E)$  for the reaction *reaction* at the energies *e\_list* in J/mol. *reac\_dens\_states* and *prod\_dens\_states* are the densities of states of the reactant and product configurations for this reaction. If the reaction is irreversible, only the reactant density of states is required; if the reaction is reversible, then both are required. This function will try to use the best method that it can based on the input data available:

- If detailed information has been provided for the transition state (i.e. the molecular degrees of freedom), then RRKM theory will be used.
- If the above is not possible but high-pressure limit kinetics  $k_{\infty}(T)$  have been provided, then the inverse Laplace transform method will be used.

The density of states for the product *prod\_dens\_states* and the temperature of interest *T* in K can also be provided. For isomerization and association reactions *prod\_dens\_states* is required; for dissociation reactions it is optional. The temperature is used if provided in the detailed balance expression to determine the reverse kinetics, and in certain cases in the inverse Laplace transform method.

**calculate\_tst\_rate\_coefficient**(*T*)

Evaluate the forward rate coefficient for the reaction with corresponding transition state *TS* at temperature *T* in K using (canonical) transition state theory. The TST equation is

$$k(T) = \kappa(T) \frac{k_B T}{h} \frac{Q^{\ddagger}(T)}{Q^A(T)Q^B(T)} \exp\left(-\frac{E_0}{k_B T}\right)$$

where  $Q^{\ddagger}$  is the partition function of the transition state,  $Q^A$  and  $Q^B$  are the partition function of the reactants,  $E_0$  is the ground-state energy difference from the transition state to the reactants,  $T$  is the absolute temperature,  $k_B$  is the Boltzmann constant, and  $h$  is the Planck constant.  $\kappa(T)$  is an optional tunneling correction.

**can\_tst**()

Return **True** if the necessary parameters are available for using transition state theory – or the microcanonical equivalent, RRKM theory – to compute the rate coefficient for this reaction, or **False** otherwise.

**check\_collision\_limit\_violation**(*t\_min, t\_max, p\_min, p\_max*)

Warn if a core reaction violates the collision limit rate in either the forward or reverse direction at the relevant extreme T/P conditions. Assuming a monotonic behaviour of the kinetics. Returns a list with the reaction object and the direction in which the violation was detected.

**copy**()

Create a deep copy of the current reaction.

**degeneracy**

The reaction path degeneracy for this reaction.

If the reaction has kinetics, changing the degeneracy will adjust the reaction rate by a ratio of the new degeneracy to the old degeneracy.

**draw**(*path*)

Generate a pictorial representation of the chemical reaction using the `draw` module. Use *path* to specify the file to save the generated image to; the image type is automatically determined by extension. Valid extensions are `.png`, `.svg`, `.pdf`, and `.ps`; of these, the first is a raster format and the remainder are vector formats.

**ensure\_species**(*reactant\_resonance*, *product\_resonance*)

Ensure the reaction contains species objects in its reactant and product attributes. If the reaction is found to hold molecule objects, it modifies the reactant, product and pairs to hold Species objects.

Generates resonance structures for Molecules if the corresponding options, *reactant\_resonance* and/or *product\_resonance*, are True. Does not generate resonance for reactants or products that start as Species objects.

**fix\_barrier\_height**(*force\_positive*)

Turns the kinetics into Arrhenius (if they were ArrheniusEP) and ensures the activation energy is at least the endothermicity for endothermic reactions, and is not negative only as a result of using Evans Polanyi with an exothermic reaction. If *force\_positive* is True, then all reactions are forced to have a non-negative barrier.

**fix\_diffusion\_limited\_a\_factor**(*T*)

Decrease the pre-exponential factor (A) by the diffusion factor to account for the diffusion limit at the specified temperature.

**generate\_3d\_ts**(*reactants*, *products*)

Generate the 3D structure of the transition state. Called from `model.generate_kinetics()`.

`self.reactants` is a list of reactants `self.products` is a list of products

**generate\_high\_p\_limit\_kinetics**()

Used for incorporating library reactions with pressure-dependent kinetics in PDep networks. Only implemented for `LibraryReaction`

**generate\_pairs**()

Generate the reactant-product pairs to use for this reaction when performing flux analysis. The exact procedure for doing so depends on the reaction type:

Reaction type	Template	Resulting pairs
Isomerization	A -> C	(A,C)
Dissociation	A -> C + D	(A,C), (A,D)
Association	A + B -> C	(A,C), (B,C)
Bimolecular	A + B -> C + D	(A,C), (B,D) or (A,D), (B,C)

There are a number of ways of determining the correct pairing for bimolecular reactions. Here we try a simple similarity analysis by comparing the number of heavy atoms. This should work most of the time, but a more rigorous algorithm may be needed for some cases.

**generate\_reverse\_rate\_coefficient**(*network\_kinetics*, *Tmin*, *Tmax*, *surface\_site\_density*)

Generate and return a rate coefficient model for the reverse reaction. Currently this only works if the *kinetics* attribute is one of several (but not necessarily all) kinetics types.

If the reaction kinetics model is Sticking Coefficient, please provide a nonzero surface site density in  $\text{mol}/\text{m}^2$  which is required to evaluate the rate coefficient.

**get\_enthalpies\_of\_reaction**(*Tlist*)

Return the enthalpies of reaction in J/mol evaluated at temperatures *Tlist* in K.

**get\_enthalpy\_of\_reaction**(*T*)

Return the enthalpy of reaction in J/mol evaluated at temperature *T* in K.

**get\_entropies\_of\_reaction**(*Tlist*)

Return the entropies of reaction in J/mol\*K evaluated at temperatures *Tlist* in K.

**get\_entropy\_of\_reaction**(*T*)

Return the entropy of reaction in J/mol\*K evaluated at temperature *T* in K.

**get\_equilibrium\_constant**(*T, type, surface\_site\_density*)

Return the equilibrium constant for the reaction at the specified temperature *T* in K and reference *surface\_site\_density* in mol/m<sup>2</sup> (2.5e-05 default) The *type* parameter lets you specify the quantities used in the equilibrium constant: *Ka* for activities, *Kc* for concentrations (default), or *Kp* for pressures. This function assumes a reference pressure of 1e5 Pa for gas phases species and uses the ideal gas law to determine reference concentrations. For surface species, the *surface\_site\_density* is the assumed reference.

**get\_equilibrium\_constants**(*Tlist, type*)

Return the equilibrium constants for the reaction at the specified temperatures *Tlist* in K. The *type* parameter lets you specify the quantities used in the equilibrium constant: *Ka* for activities, *Kc* for concentrations (default), or *Kp* for pressures. Note that this function currently assumes an ideal gas mixture.

**get\_free\_energies\_of\_reaction**(*Tlist*)

Return the Gibbs free energies of reaction in J/mol evaluated at temperatures *Tlist* in K.

**get\_free\_energy\_of\_reaction**(*T*)

Return the Gibbs free energy of reaction in J/mol evaluated at temperature *T* in K.

**get\_mean\_sigma\_and\_epsilon**(*reverse*)

Calculates the collision diameter (sigma) using an arithmetic mean Calculates the well depth (epsilon) using a geometric mean If *reverse* is `False` the above is calculated for the reactants, otherwise for the products

**get\_rate\_coefficient**(*T, P, surface\_site\_density*)

Return the overall rate coefficient for the forward reaction at temperature *T* in K and pressure *P* in Pa, including any reaction path degeneracies.

If *diffusion\_limiter* is enabled, the reaction is in the liquid phase and we use a diffusion limitation to correct the rate. If not, then use the intrinsic rate coefficient.

If the reaction has sticking coefficient kinetics, a nonzero surface site density in mol/m<sup>2</sup> must be provided

**get\_reduced\_mass**(*reverse*)

Returns the reduced mass of the reactants if *reverse* is `False` Returns the reduced mass of the products if *reverse* is `True`

**get\_source**()

Get the source of this PDepReaction

**get\_stoichiometric\_coefficient**(*spec*)

Return the stoichiometric coefficient of species *spec* in the reaction. The stoichiometric coefficient is increased by one for each time *spec* appears as a product and decreased by one for each time *spec* appears as a reactant.

**get\_surface\_rate\_coefficient**(*T, surface\_site\_density*)

Return the overall surface rate coefficient for the forward reaction at temperature *T* in K with surface site density *surface\_site\_density* in mol/m<sup>2</sup>. Value is returned in combination of [m,mol,s]

**get\_url**()

Get a URL to search for this reaction in the rmg website.

**has\_template**(*reactants, products*)

Return `True` if the reaction matches the template of *reactants* and *products*, which are both lists of Species objects, or `False` if not.

**is\_association()**

Return True if the reaction represents an association reaction  $A + B \rightleftharpoons C$  or False if not.

**is\_balanced()**

Return True if the reaction has the same number of each atom on each side of the reaction equation, or False if not.

**is\_dissociation()**

Return True if the reaction represents a dissociation reaction  $A \rightleftharpoons B + C$  or False if not.

**is\_isomerization()**

Return True if the reaction represents an isomerization reaction  $A \rightleftharpoons B$  or False if not.

**is\_isomorphic(*other*, *either\_direction*, *check\_identical*, *check\_only\_label*, *check\_template\_rxn\_products*, *generate\_initial\_map*, *strict*, *save\_order*)**

Return True if this reaction is the same as the *other* reaction, or False if they are different. The comparison involves comparing isomorphism of reactants and products, and doesn't use any kinetic information.

**Parameters**

- **either\_direction** (*bool*, *optional*) – if False, then the reaction direction must match.
- **check\_identical** (*bool*, *optional*) – if True, check that atom ID's match (used for checking degeneracy)
- **check\_only\_label** (*bool*, *optional*) – if True, only check the string representation, ignoring molecular structure comparisons
- **check\_template\_rxn\_products** (*bool*, *optional*) – if True, only check isomorphism of reaction products (used when we know the reactants are identical, i.e. in generating reactions)
- **generate\_initial\_map** (*bool*, *optional*) – if True, initialize map by pairing atoms with same labels
- **strict** (*bool*, *optional*) – if False, perform isomorphism ignoring electrons
- **save\_order** (*bool*, *optional*) – if True, perform isomorphism saving atom order

**is\_surface\_reaction()**

Return True if one or more reactants or products are surface species (or surface sites)

**is\_unimolecular()**

Return True if the reaction has a single molecule as either reactant or product (or both)  $A \rightleftharpoons B + C$  or  $A + B \rightleftharpoons C$  or  $A \rightleftharpoons B$ , or False if not.

**matches\_species(*reactants*, *products*)**

Compares the provided reactants and products against the reactants and products of this reaction. Both directions are checked.

**Parameters**

- **reactants** (*list*) – Species required on one side of the reaction
- **products** (*list*, *optional*) – Species required on the other side

**reverse\_arrhenius\_rate(*k\_forward*, *reverse\_units*, *Tmin*, *Tmax*)**

Reverses the given *k\_forward*, which must be an Arrhenius type. You must supply the correct units for the reverse rate. The equilibrium constant is evaluated from the current reaction instance (self).

**reverse\_sticking\_coeff\_rate(*k\_forward*, *reverse\_units*, *surface\_site\_density*, *Tmin*, *Tmax*)**

Reverses the given *k\_forward*, which must be a StickingCoefficient type. You must supply the correct



units for the reverse rate. The equilibrium constant is evaluated from the current reaction instance (self). The `surface_site_density` in  $\text{mol}/\text{m}^2$  is used to evaluate the forward rate constant.

**reverse\_surface\_arrhenius\_rate**(*k\_forward*, *reverse\_units*, *Tmin*, *Tmax*)

Reverses the given `k_forward`, which must be a `SurfaceArrhenius` type. You must supply the correct units for the reverse rate. The equilibrium constant is evaluated from the current reaction instance (self).

**to\_cantera**(*species\_list*, *use\_chemkin\_identifier*)

Converts the RMG Reaction object to a Cantera Reaction object with the appropriate reaction class.

If `use_chemkin_identifier` is set to `False`, the species label is used instead. Be sure that species' labels are unique when setting it `False`.

**to\_chemkin**(*species\_list*, *kinetics*)

Return the chemkin-formatted string for this reaction.

If `kinetics` is set to `True`, the chemkin format kinetics will also be returned (requires the `species_list` to figure out third body colliders.) Otherwise, only the reaction string will be returned.

**to\_labeled\_str**(*use\_index*)

the same as `__str__` except that the labels are assumed to exist and used for reactant and products rather than the labels plus the index in parentheses

## 1.12 Reaction system simulation (`rmgpy.solver`)

The `rmgpy.solver` module contains classes used to represent and simulate reaction systems.

### 1.12.1 Reaction systems

Class	Description
<code>ReactionSystem</code>	Base class for all reaction systems
<code>SimpleReactor</code>	A simple isothermal, isobaric, well-mixed batch reactor
<code>LiquidReactor</code>	A homogeneous, isothermal, isobaric liquid batch reactor
<code>SurfaceReactor</code>	A heterogeneous, isothermal, isochoric batch reactor
<code>MBSampledReactor</code>	<code>SimpleReactor</code> with sampling delay for simulating molecular beam experiments

### 1.12.2 Termination criteria

Class	Description
<code>TerminationTime</code>	Represent a time at which the simulation should be terminated
<code>TerminationConversion</code>	Represent a species conversion at which the simulation should be terminated
<code>TerminationRateRatio</code>	Represent a fraction of the maximum characteristic rate at which the simulation should be terminated

**rmgpy.solver.ReactionSystem****class** `rmgpy.solver.ReactionSystem`

A base class for all RMG reaction systems.

**add\_reactions\_to\_surface()**

moves new surface reactions to the surface done after the while loop before the simulate call ends

**advance()**

Simulate from the current value of the independent variable to a specified value *tout*, taking as many steps as necessary. The resulting values of *t*, *y*, and  $\frac{dy}{dt}$  can then be accessed via the *t*, *y*, and *dydt* attributes.

**compute\_network\_variables()**

Initialize the arrays containing network information:

- **NetworkLeakCoefficients** is a **n x 1 array with** *n* the number of pressure-dependent networks.
- **NetworkIndices** is a **n x 3 matrix with** *n* the number of pressure-dependent networks and 3 the maximum number of molecules allowed in either the reactant or product side of a reaction.

**compute\_rate\_derivative()**

Returns derivative vector  $df/dk_j$  where  $dy/dt = f(y, t, k)$  and  $k_j$  is the rate parameter for the *j*th core reaction.

**generate\_reactant\_product\_indices()**

Creates a matrix for the reactants and products.

**generate\_reaction\_indices()**

Assign an index to each reaction (core first, then edge) and store the (reaction, index) pair in a dictionary.

**generate\_species\_indices()**

Assign an index to each species (core first, then edge) and store the (species, index) pair in a dictionary.

**get\_layering\_indices()**

determines the edge reaction indices that indicate reactions that are valid for movement from edge to surface based on the layering constraint

**get\_species\_index()**

Retrieves the index that is associated with the parameter species from the species index dictionary.

**initialize()**

Initialize the DASPK solver by setting the initial values of the independent variable *t0*, dependent variables *y0*, and first derivatives *dydt0*. If provided, the derivatives must be consistent with the other initial conditions; if not provided, DASPK will attempt to estimate a consistent set of initial values for the derivatives. You can also set the absolute and relative tolerances *atol* and *rtol*, respectively, either as single values for all dependent variables or individual values for each dependent variable.

**initialize\_model()**

Initialize a simulation of the reaction system using the provided kinetic model. You will probably want to create your own version of this method in the derived class; don't forget to also call the base class version, too.

**initialize\_surface()**

**removes surface\_species and surface\_reactions from until they are self consistent:**

- 1) every reaction has one species in the surface
- 2) every species participates in a surface reaction

**initiate\_tolerances()**

Computes the number of differential equations and initializes the tolerance arrays.

**log\_conversions()**

Log information about the current conversion values.

**log\_rates()**

Log information about the current maximum species and network rates.

**reset\_max\_edge\_species\_rate\_ratios()**

This function sets `max_edge_species_rate_ratios` back to zero for pruning of ranged reactors it is important to avoid doing this every initialization

**residual()**

Evaluate the residual function for this model, given the current value of the independent variable  $t$ , dependent variables  $y$ , and first derivatives  $dydt$ . Return a numpy array with the values of the residual function and an integer with status information (0 if okay, -2 to terminate).

**set\_initial\_conditions()**

Sets the common initial conditions of the rate equations that represent the reaction system.

- Sets the initial time of the reaction system to 0
- Initializes the species moles to a  $n \times 1$  array with zeros

**set\_initial\_derivative()**

Sets the derivative of the species moles with respect to the independent variable (time) equal to the residual.

**simulate()**

Simulate the reaction system with the provided reaction model, consisting of lists of core species, core reactions, edge species, and edge reactions. As the simulation proceeds the system is monitored for validity. If the model becomes invalid (e.g. due to an excessively large edge flux), the simulation is interrupted and the object causing the model to be invalid is returned. If the simulation completes to the desired termination criteria and the model remains valid throughout, `None` is returned.

**step()**

Perform one simulation step from the current value of the independent variable toward (but not past) a specified value `tout`. The resulting values of  $t$ ,  $y$ , and  $\frac{dy}{dt}$  can then be accessed via the  $t$ ,  $y$ , and  $dydt$  attributes.

**rmgpy.solver.SimpleReactor****class rmgpy.solver.SimpleReactor**

A reaction system consisting of a homogeneous, isothermal, isobaric batch reactor. These assumptions allow for a number of optimizations that enable this solver to complete very rapidly, even for large kinetic models.

**add\_reactions\_to\_surface()**

moves new surface reactions to the surface done after the while loop before the simulate call ends

**advance()**

Simulate from the current value of the independent variable to a specified value `tout`, taking as many steps as necessary. The resulting values of  $t$ ,  $y$ , and  $\frac{dy}{dt}$  can then be accessed via the  $t$ ,  $y$ , and  $dydt$  attributes.

**calculate\_effective\_pressure()**

Computes the effective pressure for a reaction as:

$$P_{eff} = P * \frac{\sum_i y_i * eff_i}{\sum_j y_j}$$

with:

- $P$  the pressure of the reactor,
- $y$  the array of initial moles of the core species

or as:

$$P_{eff} = \frac{P * y_{specific\_collider}}{\sum_j y_j}$$

if a `specific_collider` is mentioned.

#### **compute\_network\_variables()**

Initialize the arrays containing network information:

- **NetworkLeakCoefficients** is a **n x 1 array** with **n** the number of pressure-dependent networks.
- **NetworkIndices** is a **n x 3 matrix** with **n** the number of pressure-dependent networks and **3** the maximum number of molecules allowed in either the reactant or product side of a reaction.

#### **compute\_rate\_derivative()**

Returns derivative vector  $df/dk_j$  where  $dy/dt = f(y, t, k)$  and  $k_j$  is the rate parameter for the  $j$ th core reaction.

#### **convert\_initial\_keys\_to\_species\_objects()**

Convert the `initial_mole_fractions` dictionary from species names into species objects, using the given dictionary of species.

#### **generate\_rate\_coefficients()**

Populates the forward rate coefficients ( $k_f$ ), reverse rate coefficients ( $k_b$ ) and equilibrium constants ( $K_{eq}$ ) arrays with the values computed at the temperature and (effective) pressure of the reaction system.

#### **generate\_reactant\_product\_indices()**

Creates a matrix for the reactants and products.

#### **generate\_reaction\_indices()**

Assign an index to each reaction (core first, then edge) and store the (reaction, index) pair in a dictionary.

#### **generate\_species\_indices()**

Assign an index to each species (core first, then edge) and store the (species, index) pair in a dictionary.

#### **get\_const\_spc\_indices()**

Allow to identify constant Species position in solver

#### **get\_layering\_indices()**

determines the edge reaction indices that indicate reactions that are valid for movement from edge to surface based on the layering constraint

#### **get\_species\_index()**

Retrieves the index that is associated with the parameter species from the species index dictionary.

#### **get\_threshold\_rate\_constants()**

Get the threshold rate constants for reaction filtering.

#### **initialize()**

Initialize the DASPK solver by setting the initial values of the independent variable  $t0$ , dependent variables  $y0$ , and first derivatives  $dydt0$ . If provided, the derivatives must be consistent with the other initial conditions; if not provided, DASPK will attempt to estimate a consistent set of initial values for the derivatives. You can also set the absolute and relative tolerances  $atol$  and  $rtol$ , respectively, either as single values for all dependent variables or individual values for each dependent variable.

#### **initialize\_model()**

Initialize a simulation of the simple reactor using the provided kinetic model.

#### **initialize\_surface()**

**removes surface\_species and surface\_reactions from until they are self consistent:**

- 1) every reaction has one species in the surface

2) every species participates in a surface reaction

**initiate\_tolerances()**

Computes the number of differential equations and initializes the tolerance arrays.

**jacobian()**

Return the analytical Jacobian for the reaction system.

**log\_conversions()**

Log information about the current conversion values.

**log\_rates()**

Log information about the current maximum species and network rates.

**reset\_max\_edge\_species\_rate\_ratios()**

This function sets `max_edge_species_rate_ratios` back to zero for pruning of ranged reactors it is important to avoid doing this every initialization

**residual()**

Return the residual function for the governing DAE system for the simple reaction system.

**set\_colliders()**

Store collider efficiencies and reaction indices for pdep reactions that have collider efficiencies, and store specific collider indices

**set\_initial\_conditions()**

Sets the initial conditions of the rate equations that represent the current reactor model.

The volume is set to the value derived from the ideal gas law, using the user-defined pressure, temperature, and the number of moles of initial species.

The species moles array (`y0`) is set to the values stored in the initial mole fractions dictionary.

The initial species concentration is computed and stored in the `core_species_concentrations` array.

**set\_initial\_derivative()**

Sets the derivative of the species moles with respect to the independent variable (time) equal to the residual.

**simulate()**

Simulate the reaction system with the provided reaction model, consisting of lists of core species, core reactions, edge species, and edge reactions. As the simulation proceeds the system is monitored for validity. If the model becomes invalid (e.g. due to an excessively large edge flux), the simulation is interrupted and the object causing the model to be invalid is returned. If the simulation completes to the desired termination criteria and the model remains valid throughout, `None` is returned.

**step()**

Perform one simulation step from the current value of the independent variable toward (but not past) a specified value `tout`. The resulting values of `t`, `y`, and  $\frac{dy}{dt}$  can then be accessed via the `t`, `y`, and `dydt` attributes.

## rmgpy.solver.LiquidReactor

### class rmgpy.solver.LiquidReactor

A reaction system consisting of a homogeneous, isothermal, constant volume batch reactor. These assumptions allow for a number of optimizations that enable this solver to complete very rapidly, even for large kinetic models.

**add\_reactions\_to\_surface()**

moves new surface reactions to the surface done after the while loop before the simulate call ends

**advance()**

Simulate from the current value of the independent variable to a specified value *tout*, taking as many steps as necessary. The resulting values of *t*, *y*, and  $\frac{dy}{dt}$  can then be accessed via the *t*, *y*, and *dydt* attributes.

**compute\_network\_variables()**

Initialize the arrays containing network information:

- **NetworkLeakCoefficients** is a **n x 1 array with** *n* the number of pressure-dependent networks.
- **NetworkIndices** is a **n x 3 matrix with** *n* the number of pressure-dependent networks and 3 the maximum number of molecules allowed in either the reactant or product side of a reaction.

**compute\_rate\_derivative()**

Returns derivative vector  $df/dk_j$  where  $dy/dt = f(y, t, k)$  and  $k_j$  is the rate parameter for the *j*th core reaction.

**convert\_initial\_keys\_to\_species\_objects()**

Convert the initial\_concentrations dictionary from species names into species objects, using the given dictionary of species.

**generate\_rate\_coefficients()**

Populates the forwardRateCoefficients, reverseRateCoefficients and equilibriumConstants arrays with the values computed at the temperature and (effective) pressure of the reaction system.

**generate\_reactant\_product\_indices()**

Creates a matrix for the reactants and products.

**generate\_reaction\_indices()**

Assign an index to each reaction (core first, then edge) and store the (reaction, index) pair in a dictionary.

**generate\_species\_indices()**

Assign an index to each species (core first, then edge) and store the (species, index) pair in a dictionary.

**get\_const\_spc\_indices()**

Allow to identify constant Species position in solver

**get\_layering\_indices()**

determines the edge reaction indices that indicate reactions that are valid for movement from edge to surface based on the layering constraint

**get\_species\_index()**

Retrieves the index that is associated with the parameter species from the species index dictionary.

**get\_threshold\_rate\_constants()**

Get the threshold rate constants for reaction filtering.

*model\_settings* is not used here, but is needed so that the method matches the one in *simpleReactor*.

**initialize()**

Initialize the DASPK solver by setting the initial values of the independent variable *t0*, dependent variables *y0*, and first derivatives *dydt0*. If provided, the derivatives must be consistent with the other initial conditions; if not provided, DASPK will attempt to estimate a consistent set of initial values for the derivatives. You can also set the absolute and relative tolerances *atol* and *rtol*, respectively, either as single values for all dependent variables or individual values for each dependent variable.

**initialize\_model()**

Initialize a simulation of the liquid reactor using the provided kinetic model.

**initialize\_surface()**

**removes surface\_species and surface\_reactions from until they are self consistent:**

- 1) every reaction has one species in the surface

2) every species participates in a surface reaction

**initiate\_tolerances()**

Computes the number of differential equations and initializes the tolerance arrays.

**jacobian()**

Return the analytical Jacobian for the reaction system.

**log\_conversions()**

Log information about the current conversion values.

**log\_rates()**

Log information about the current maximum species and network rates.

**reset\_max\_edge\_species\_rate\_ratios()**

This function sets `max_edge_species_rate_ratios` back to zero for pruning of ranged reactors it is important to avoid doing this every initialization

**residual()**

Return the residual function for the governing DAE system for the liquid reaction system.

**set\_initial\_conditions()**

Sets the initial conditions of the rate equations that represent the current reactor model.

The volume is set to the value in m3 required to contain one mole total of core species at start.

The `core_species_concentrations` array is set to the values stored in the initial concentrations dictionary.

The initial number of moles of a species *j* is computed and stored in the `y0` instance attribute.

**set\_initial\_derivative()**

Sets the derivative of the species moles with respect to the independent variable (time) equal to the residual.

**simulate()**

Simulate the reaction system with the provided reaction model, consisting of lists of core species, core reactions, edge species, and edge reactions. As the simulation proceeds the system is monitored for validity. If the model becomes invalid (e.g. due to an excessively large edge flux), the simulation is interrupted and the object causing the model to be invalid is returned. If the simulation completes to the desired termination criteria and the model remains valid throughout, `None` is returned.

**step()**

Perform one simulation step from the current value of the independent variable toward (but not past) a specified value *tout*. The resulting values of *t*, *y*, and  $\frac{dy}{dt}$  can then be accessed via the *t*, *y*, and *dydt* attributes.

## rmgpy.solver.SurfaceReactor

**class** `rmgpy.solver.SurfaceReactor`

A reaction system consisting of a heterogeneous, isothermal, constant volume batch reactor.

**add\_reactions\_to\_surface()**

moves new surface reactions to the surface done after the while loop before the simulate call ends

**advance()**

Simulate from the current value of the independent variable to a specified value *tout*, taking as many steps as necessary. The resulting values of *t*, *y*, and  $\frac{dy}{dt}$  can then be accessed via the *t*, *y*, and *dydt* attributes.

**compute\_network\_variables()**

Initialize the arrays containing network information:

- **NetworkLeakCoefficients** is a `n x 1` array with *n* the number of pressure-dependent networks.

- **NetworkIndices** is a  $n \times 3$  matrix with  $n$  the number of pressure-dependent networks and 3 the maximum number of molecules allowed in either the reactant or product side of a reaction.

**compute\_rate\_derivative()**

Returns derivative vector  $df/dk_j$  where  $dy/dt = f(y, t, k)$  and  $k_j$  is the rate parameter for the  $j$ th core reaction.

**convert\_initial\_keys\_to\_species\_objects()**

Convert the `initial_gas_mole_fractions` and `initial_surface_coverages` dictionaries from species names into species objects, using the given dictionary of species.

**generate\_rate\_coefficients()**

Populates the `kf`, `kb` and `equilibriumConstants` arrays with the values computed at the temperature and (effective) pressure of the reaction system.

**generate\_reactant\_product\_indices()**

Creates a matrix for the reactants and products.

**generate\_reaction\_indices()**

Assign an index to each reaction (core first, then edge) and store the (reaction, index) pair in a dictionary.

**generate\_species\_indices()**

Assign an index to each species (core first, then edge) and store the (species, index) pair in a dictionary.

**get\_layering\_indices()**

determines the edge reaction indices that indicate reactions that are valid for movement from edge to surface based on the layering constraint

**get\_species\_index()**

Retrieves the index that is associated with the parameter species from the species index dictionary.

**get\_threshold\_rate\_constants()**

Get the threshold rate constants for reaction filtering.

**initialize()**

Initialize the DASPK solver by setting the initial values of the independent variable  $t_0$ , dependent variables  $y_0$ , and first derivatives  $dydt_0$ . If provided, the derivatives must be consistent with the other initial conditions; if not provided, DASPK will attempt to estimate a consistent set of initial values for the derivatives. You can also set the absolute and relative tolerances `atol` and `rtol`, respectively, either as single values for all dependent variables or individual values for each dependent variable.

**initialize\_model()**

Initialize a simulation of the simple reactor using the provided kinetic model.

**initialize\_surface()**

**removes surface\_species and surface\_reactions from until they are self consistent:**

- 1) every reaction has one species in the surface
- 2) every species participates in a surface reaction

**initiate\_tolerances()**

Computes the number of differential equations and initializes the tolerance arrays.

**log\_conversions()**

Log information about the current conversion values.

**log\_initial\_conditions()**

Log to the console some information about this reaction system.

Should correspond to the calculations done in `set_initial_conditions`.



**log\_rates()**

Log information about the current maximum species and network rates.

**reset\_max\_edge\_species\_rate\_ratios()**

This function sets `max_edge_species_rate_ratios` back to zero for pruning of ranged reactors it is important to avoid doing this every initialization

**residual()**

Return the residual function for the governing DAE system for the simple reaction system.

**set\_initial\_conditions()**

Sets the initial conditions of the rate equations that represent the current reactor model.

The volume is set to the value in `m3` required to contain one mole total of gas phase core species at start.

The total surface sites are calculated from `surface_volume_ratio` and `surface_site_density` allowing `initial_surface_coverages` to determine the number of moles of surface species. The number of moles of gas phase species is taken from `initial_gas_mole_fractions`.

The `core_species_concentrations` array is then determined, in mol/m<sup>3</sup> for gas phase and mol/m<sup>2</sup> for surface species.

The initial number of moles of a species `j` in the reactor is computed and stored in the `y0` instance attribute.

**set\_initial\_derivative()**

Sets the derivative of the species moles with respect to the independent variable (time) equal to the residual.

**simulate()**

Simulate the reaction system with the provided reaction model, consisting of lists of core species, core reactions, edge species, and edge reactions. As the simulation proceeds the system is monitored for validity. If the model becomes invalid (e.g. due to an excessively large edge flux), the simulation is interrupted and the object causing the model to be invalid is returned. If the simulation completes to the desired termination criteria and the model remains valid throughout, `None` is returned.

**step()**

Perform one simulation step from the current value of the independent variable toward (but not past) a specified value `tout`. The resulting values of `t`, `y`, and  $\frac{dy}{dt}$  can then be accessed via the `t`, `y`, and `dydt` attributes.

**rmgpy.solver.MBSampledReactor****class rmgpy.solver.MBSampledReactor**

A reaction system consisting of a homogeneous, isothermal, isobaric batch reactor that is being sampled by a molecular beam. The sampling process is modeled as a unimolecular reaction. These assumptions allow for a number of optimizations that enable this solver to complete very rapidly, even for large kinetic models.

This is currently only intended for use with the `simulate.py` script, and cannot be used for a standard RMG job.

**add\_reactions\_to\_surface()**

moves new surface reactions to the surface done after the while loop before the simulate call ends

**advance()**

Simulate from the current value of the independent variable to a specified value `tout`, taking as many steps as necessary. The resulting values of `t`, `y`, and  $\frac{dy}{dt}$  can then be accessed via the `t`, `y`, and `dydt` attributes.

**calculate\_effective\_pressure()**

Computes the effective pressure for a reaction as:

$$P_{eff} = P * \sum_i \frac{y_i * eff_i}{\sum_j y_j}$$

**with:**

- P the pressure of the reactor,
- y the array of initial moles of the core species

or as:

$$P_{eff} = \frac{P * y_{specific\_collider}}{\sum_j y_j}$$

if a `specific_collider` is mentioned.

**compute\_network\_variables()**

Initialize the arrays containing network information:

- **NetworkLeakCoefficients** is a **n x 1 array with** n the number of pressure-dependent networks.
- **NetworkIndices** is a **n x 3 matrix with** n the number of pressure-dependent networks and 3 the maximum number of molecules allowed in either the reactant or product side of a reaction.

**compute\_rate\_derivative()**

Returns derivative vector  $df/dk_j$  where  $dy/dt = f(y, t, k)$  and  $k_j$  is the rate parameter for the  $j$ th core reaction.

**convert\_initial\_keys\_to\_species\_objects()**

Convert the `initial_mole_fractions` dictionary from species names into species objects, using the given dictionary of species.

**generate\_rate\_coefficients()**

Populates the forward rate coefficients ( $k_f$ ), reverse rate coefficients ( $k_b$ ) and equilibrium constants ( $K_{eq}$ ) arrays with the values computed at the temperature and (effective) pressure of the reaction system.

**generate\_reactant\_product\_indices()**

Creates a matrix for the reactants and products.

**generate\_reaction\_indices()**

Assign an index to each reaction (core first, then edge) and store the (reaction, index) pair in a dictionary.

**generate\_species\_indices()**

Assign an index to each species (core first, then edge) and store the (species, index) pair in a dictionary.

**get\_layering\_indices()**

determines the edge reaction indices that indicate reactions that are valid for movement from edge to surface based on the layering constraint

**get\_species\_index()**

Retrieves the index that is associated with the parameter species from the species index dictionary.

**initialize()**

Initialize the DASPK solver by setting the initial values of the independent variable  $t_0$ , dependent variables  $y_0$ , and first derivatives  $dydt_0$ . If provided, the derivatives must be consistent with the other initial conditions; if not provided, DASPK will attempt to estimate a consistent set of initial values for the derivatives. You can also set the absolute and relative tolerances  $atol$  and  $rtol$ , respectively, either as single values for all dependent variables or individual values for each dependent variable.

**initialize\_model()**

Initialize a simulation of the reaction system using the provided kinetic model. You will probably want to create your own version of this method in the derived class; don't forget to also call the base class version, too.

**initialize\_surface()**

removes `surface_species` and `surface_reactions` from until they are self consistent:

- 1) every reaction has one species in the surface
- 2) every species participates in a surface reaction

**initiate\_tolerances()**

Computes the number of differential equations and initializes the tolerance arrays.

**log\_conversions()**

Log information about the current conversion values.

**log\_rates()**

Log information about the current maximum species and network rates.

**reset\_max\_edge\_species\_rate\_ratios()**

This function sets `max_edge_species_rate_ratios` back to zero for pruning of ranged reactors it is important to avoid doing this every initialization

**residual()**

Return the residual function for the governing DAE system for the simple reaction system.

**set\_colliders()**

Store collider efficiencies and reaction indices for pdep reactions that have collider efficiencies, and store specific collider indices

**set\_initial\_conditions()**

Sets the initial conditions of the rate equations that represent the current reactor model.

The volume is set to the value derived from the ideal gas law, using the user-defined pressure, temperature, and the number of moles of initial species.

The species moles array (`y0`) is set to the values stored in the initial mole fractions dictionary.

The initial species concentration is computed and stored in the `core_species_concentrations` array.

**set\_initial\_derivative()**

Sets the derivative of the species moles with respect to the independent variable (time) equal to the residual.

**simulate()**

Simulate the reaction system with the provided reaction model, consisting of lists of core species, core reactions, edge species, and edge reactions. As the simulation proceeds the system is monitored for validity. If the model becomes invalid (e.g. due to an excessively large edge flux), the simulation is interrupted and the object causing the model to be invalid is returned. If the simulation completes to the desired termination criteria and the model remains valid throughout, `None` is returned.

**step()**

Perform one simulation step from the current value of the independent variable toward (but not past) a specified value `tout`. The resulting values of `t`, `y`, and  $\frac{dy}{dt}$  can then be accessed via the `t`, `y`, and `dydt` attributes.

**Termination criteria**

**class** `rmgpy.solver.TerminationTime`(*time*=(0.0, 's'))

Represent a time at which the simulation should be terminated. This class has one attribute: the termination *time* in seconds.

**class** `rmgpy.solver.TerminationConversion`(*spec*=None, *conv*=0.0)

Represent a conversion at which the simulation should be terminated. This class has two attributes: the *species* to monitor and the fractional *conversion* at which to terminate.

**class** `rmgpy.solver.TerminationRateRatio`(*ratio*=0.01)

Represent a fraction of the maximum characteristic rate of the simulation at which the simulation should be

terminated. This class has one attribute the ratio between the current and maximum characteristic rates at which to terminate

## 1.13 Species (`rmgpy.species`)

The `rmgpy.species` subpackage contains classes and functions for working with chemical species.

### 1.13.1 Species

Class	Description
<code>Species</code>	A chemical species

### 1.13.2 Transition state

Class	Description
<code>TransitionState</code>	A transition state

#### `rmgpy.species.Species`

##### **class** `rmgpy.species.Species`

A chemical species, representing a local minimum on a potential energy surface. The attributes are:

Attribute	Description
<code>index</code>	A unique nonnegative integer index
<code>label</code>	A descriptive string label
<code>thermo</code>	The heat capacity model for the species
<code>conformer</code>	The molecular conformer for the species
<code>molecule</code>	A list of the <code>Molecule</code> objects describing the molecular structure
<code>transport_data</code>	A set of transport collision parameters
<code>molecular_weight</code>	The molecular weight of the species
<code>energy_transfer_model</code>	The collisional energy transfer model to use
<code>reactive</code>	<b>True if the species participates in reaction families, False if not</b> Reaction libraries and seed mechanisms that include the species are always considered regardless of this variable
<code>props</code>	A generic 'properties' dictionary to store user-defined flags
<code>aug_inchi</code>	Unique augmented inchi
<code>symmetry_number</code>	Estimated symmetry number of the species, using the resonance hybrid
<code>creation_iteration</code>	Iteration which the species is created within the reaction mechanism generation algorithm
<code>explicitly_allowed</code>	Flag to exempt species from forbidden structure checks

**calculate\_cp0()**

Return the value of the heat capacity at zero temperature in J/mol\*K.

**calculate\_cpinf()**

Return the value of the heat capacity at infinite temperature in J/mol\*K.

**contains\_surface\_site()**

Return True if the species is adsorbed on a surface (or is itself a site), else False.

**copy(*deep*)**

Create a copy of the current species. If the kw argument 'deep' is True, then a deep copy will be made of the Molecule objects in self.molecule.

For other complex attributes, a deep copy will always be made.

**fingerprint**

Fingerprint of this species, taken from molecule attribute. Read-only.

**from\_adjacency\_list(*adjlist*, *raise\_atomtype\_exception*, *raise\_charge\_exception*)**

Load the structure of a species as a Molecule object from the given adjacency list *adjlist* and store it as the first entry of a list in the *molecule* attribute. Does not generate resonance isomers of the loaded molecule.

**from\_smiles(*smiles*)**

Load the structure of a species as a Molecule object from the given SMILES string *smiles* and store it as the first entry of a list in the *molecule* attribute. Does not generate resonance isomers of the loaded molecule.

**generate\_energy\_transfer\_model()**

Generate the collisional energy transfer model parameters for the species. This "algorithm" is very much in need of improvement.

**generate\_resonance\_structures(*keep\_isomorphic*, *filter\_structures*)**

Generate all of the resonance structures of this species. The isomers are stored as a list in the *molecule* attribute. If the length of *molecule* is already greater than one, it is assumed that all of the resonance structures have already been generated.

**generate\_statmech()**

Generate molecular degree of freedom data for the species. You must have already provided a thermodynamics model using e.g. `generate_thermo_data()`.

**generate\_transport\_data()**

Generate the transport\_data parameters for the species.

**get\_density\_of\_states(*e\_list*)**

Return the density of states  $\rho(E) dE$  at the specified energies *e\_list* in J/mol above the ground state.

**get\_enthalpy(*T*)**

Return the enthalpy in J/mol for the species at the specified temperature *T* in K.

**get\_entropy(*T*)**

Return the entropy in J/mol\*K for the species at the specified temperature *T* in K.

**get\_free\_energy(*T*)**

Return the Gibbs free energy in J/mol for the species at the specified temperature *T* in K.

**get\_heat\_capacity(*T*)**

Return the heat capacity in J/mol\*K for the species at the specified temperature *T* in K.

**get\_partition\_function(*T*)**

Return the partition function for the species at the specified temperature *T* in K.

**get\_resonance\_hybrid()**

Returns a molecule object with bond orders that are the average of all the resonance structures.

**get\_sum\_of\_states**(*e\_list*)

Return the sum of states  $N(E)$  at the specified energies *e\_list* in J/mol.

**get\_symmetry\_number**()

Get the symmetry number for the species, which is the highest symmetry number amongst its resonance isomers and the resonance hybrid. This function is currently used for website purposes and testing only as it requires additional `calculate_symmetry_number` calls.

**get\_thermo\_data**(*solvent\_name*)

Returns a *thermoData* object of the current Species object.

If the thermo object already exists, it is either of the (Wilhoit, ThermoData) type, or it is a Future.

If the type of the thermo attribute is Wilhoit, or ThermoData, then it is converted into a NASA format.

If it is a Future, then a blocking call is made to retrieve the NASA object. If the thermo object did not exist yet, the thermo object is generated.

**get\_transport\_data**()

Returns the transport data associated with this species, and calculates it if it is not yet available.

**has\_reactive\_molecule**()

*True* if the species has at least one reactive molecule, *False* otherwise

**has\_statmech**()

Return *True* if the species has statistical mechanical parameters, or *False* otherwise.

**has\_thermo**()

Return *True* if the species has thermodynamic parameters, or *False* otherwise.

**inchi**

InChI string representation of this species. Read-only.

**is\_identical**(*other*, *strict*)

Return *True* if at least one molecule of the species is identical to *other*, which can be either a *Molecule* object or a *Species* object.

If *strict=False*, performs the check ignoring electrons and resonance structures.

**is\_isomorphic**(*other*, *generate\_initial\_map*, *save\_order*, *strict*)

Return *True* if the species is isomorphic to *other*, which can be either a *Molecule* object or a *Species* object.

**Parameters**

- **generate\_initial\_map** (*bool*, *optional*) – If *True*, make initial map by matching labeled atoms
- **save\_order** (*bool*, *optional*) – if *True*, reset atom order after performing atom isomorphism
- **strict** (*bool*, *optional*) – If *False*, perform isomorphism ignoring electrons.

**is\_structure\_in\_list**(*species\_list*)

Return *True* if at least one *Molecule* in self is isomorphic with at least one other *Molecule* in at least one *Species* in species list.

**is\_surface\_site**()

Return *True* if the species is a vacant surface site.

**molecular\_weight**

value\_si is in kg/molecule not kg/mol)

**Type** The molecular weight of the species. (Note

**multiplicity**

Fingerprint of this species, taken from molecule attribute. Read-only.

**set\_e0\_with\_thermo()**

Helper method that sets species' E0 using the species' thermo data

**set\_structure(*structure*)**

Set self.molecule from *structure* which could be either a SMILES string or an adjacency list multi-line string

**smiles**

SMILES string representation of this species. Read-only.

Note that SMILES representations for different resonance structures of the same species may be different.

**sorting\_key**

Returns a sorting key for comparing Species objects. Read-only

**to\_adjacency\_list()**

Return a string containing each of the molecules' adjacency lists.

**to\_cantera(*use\_chemkin\_identifier*)**

Converts the RMG Species object to a Cantera Species object with the appropriate thermo data.

If *use\_chemkin\_identifier* is set to False, the species label is used instead. Be sure that species' labels are unique when setting it False.

**to\_chemkin()**

Return the chemkin-formatted string for this species.

**rmgpy.species.TransitionState****class rmgpy.species.TransitionState**

A chemical transition state, representing a first-order saddle point on a potential energy surface. The attributes are:

Attribute	Description
<i>label</i>	A descriptive string label
<i>conformer</i>	The molecular degrees of freedom model for the species
<i>frequency</i>	The negative frequency of the first-order saddle point
<i>tunneling</i>	The type of tunneling model to use for tunneling through the reaction barrier
<i>degeneracy</i>	The reaction path degeneracy

**calculate\_tunneling\_factor(*T*)**

Calculate and return the value of the canonical tunneling correction factor for the reaction at the given temperature *T* in K.

**calculate\_tunneling\_function(*e\_list*)**

Calculate and return the value of the microcanonical tunneling correction for the reaction at the given energies *e\_list* in J/mol.

**frequency**

The negative frequency of the first-order saddle point.

**get\_density\_of\_states(*e\_list*)**

Return the density of states  $\rho(E) dE$  at the specified energies *e\_list* in J/mol above the ground state.

**get\_enthalpy(*T*)**

Return the enthalpy in J/mol for the transition state at the specified temperature *T* in K.

**get\_entropy(*T*)**

Return the entropy in J/mol\*K for the transition state at the specified temperature *T* in K.

**get\_free\_energy(*T*)**

Return the Gibbs free energy in J/mol for the transition state at the specified temperature *T* in K.

**get\_heat\_capacity(*T*)**

Return the heat capacity in J/mol\*K for the transition state at the specified temperature *T* in K.

**get\_partition\_function(*T*)**

Return the partition function for the transition state at the specified temperature *T* in K.

**get\_sum\_of\_states(*e\_list*)**

Return the sum of states  $N(E)$  at the specified energies *e\_list* in J/mol.

## 1.14 Statistical mechanics (`rmgpy.statmech`)

The `rmgpy.statmech` subpackage contains classes that represent various statistical mechanical models of molecular degrees of freedom. These models enable the computation of macroscopic parameters (e.g. thermodynamics, kinetics, etc.) from microscopic parameters.

A molecular system consisting of  $N$  atoms is described by  $3N$  molecular degrees of freedom. Three of these modes involve translation of the system as a whole. Another three of these modes involve rotation of the system as a whole, unless the system is linear (e.g. diatomics), for which there are only two rotational modes. The remaining  $3N - 6$  (or  $3N - 5$  if linear) modes involve internal motion of the atoms within the system. Many of these modes are well-described as harmonic oscillations, while others are better modeled as torsional rotations around a bond within the system.

Molecular degrees of freedom are mathematically represented using the Schrodinger equation  $\hat{H}\Psi = E\Psi$ . By solving the Schrodinger equation, we can determine the available energy states of the molecular system, which enables computation of macroscopic parameters. Depending on the temperature of interest, some modes (e.g. vibrations) require a quantum mechanical treatment, while others (e.g. translation, rotation) can be described using a classical solution.

### 1.14.1 Translational degrees of freedom

Class	Description
<code>IdealGasTranslation</code>	A model of three-dimensional translation of an ideal gas

### 1.14.2 Rotational degrees of freedom

Class	Description
<code>LinearRotor</code>	A model of two-dimensional rigid rotation of a linear molecule
<code>NonlinearRotor</code>	A model of three-dimensional rigid rotation of a nonlinear molecule
<code>KRotor</code>	A model of one-dimensional rigid rotation of a K-rotor
<code>SphericalTopRotor</code>	A model of three-dimensional rigid rotation of a spherical top molecule



### 1.14.3 Vibrational degrees of freedom

Class	Description
<i>HarmonicOscillator</i>	A model of a set of one-dimensional harmonic oscillators

### 1.14.4 Torsional degrees of freedom

Class	Description
<i>HinderedRotor</i>	A model of a one-dimensional hindered rotation

### 1.14.5 The Schrodinger equation

Class	Description
<i>get_partition_function()</i>	Calculate the partition function at a given temperature from energy levels and degeneracies
<i>get_heat_capacity()</i>	Calculate the dimensionless heat capacity at a given temperature from energy levels and degeneracies
<i>get_enthalpy()</i>	Calculate the enthalpy at a given temperature from energy levels and degeneracies
<i>get_entropy()</i>	Calculate the entropy at a given temperature from energy levels and degeneracies
<i>get_sum_of_states()</i>	Calculate the sum of states for a given energy domain from energy levels and degeneracies
<i>get_density_of_states()</i>	Calculate the density of states for a given energy domain from energy levels and degeneracies

### 1.14.6 Convolution

Class	Description
<i>convolve()</i>	Return the convolution of two arrays
<i>convolve_bs()</i>	Convolve a degree of freedom into a density or sum of states using the Beyer-Swinehart (BS) direct count algorithm
<i>convolve_bssr()</i>	Convolve a degree of freedom into a density or sum of states using the Beyer-Swinehart-Stein-Rabinovitch (BSSR) direct count algorithm

### 1.14.7 Molecular conformers

Class	Description
<i>Conformer</i>	A model of a molecular conformation

## Translational degrees of freedom

**class** `rmgpy.statmech.IdealGasTranslation` (*mass=None, quantum=False*)

A statistical mechanical model of translation in an 3-dimensional infinite square well by an ideal gas. The attributes are:

Attribute	Description
<i>mass</i>	The mass of the translating object
<i>quantum</i>	True to use the quantum mechanical model, False to use the classical model

Translational energies are much smaller than  $k_B T$  except for temperatures approaching absolute zero, so a classical treatment of translation is more than adequate.

The translation of an *ideal gas* – a gas composed of randomly-moving, noninteracting particles of negligible size – in three dimensions can be modeled using the particle-in-a-box model. In this model, a gas particle is confined to a three-dimensional box of size  $L_x L_y L_z = V$  with the following potential:

$$V(x, y, z) = \begin{cases} 0 & 0 \leq x \leq L_x, 0 \leq y \leq L_y, 0 \leq z \leq L_z \\ \infty & \text{otherwise} \end{cases}$$

The time-independent Schrodinger equation for this system (within the box) is given by

$$-\frac{\hbar^2}{2M} \left( \frac{\partial^2}{\partial x^2} + \frac{\partial^2}{\partial y^2} + \frac{\partial^2}{\partial z^2} \right) \Psi(x, y, z) = E \Psi(x, y, z)$$

where  $M$  is the total mass of the particle. Because the box is finite in all dimensions, the solution of the above is quantized with the following energy levels:

$$E_{n_x, n_y, n_z} = \frac{\hbar^2}{2M} \left[ \left( \frac{n_x \pi}{L_x} \right)^2 + \left( \frac{n_y \pi}{L_y} \right)^2 + \left( \frac{n_z \pi}{L_z} \right)^2 \right] \quad n_x, n_y, n_z = 1, 2, \dots$$

Above we have introduced  $n_x$ ,  $n_y$ , and  $n_z$  as quantum numbers. The quantum mechanical partition function is obtained by summing over the above energy levels:

$$Q_{\text{trans}}(T) = \sum_{n_x=1}^{\infty} \sum_{n_y=1}^{\infty} \sum_{n_z=1}^{\infty} \exp \left( -\frac{E_{n_x, n_y, n_z}}{k_B T} \right)$$

In almost all cases the temperature of interest is large relative to the energy spacing; in this limit we can obtain a closed-form analytical expression for the translational partition function in the classical limit:

$$Q_{\text{trans}}^{\text{cl}}(T) = \left( \frac{2\pi M k_B T}{h^2} \right)^{3/2} V$$

For a constant-pressure problem we can use the ideal gas law to replace  $V$  with  $k_B T/P$ . This gives the partition function a temperature dependence of  $T^{5/2}$ .

### **as\_dict()**

A helper function for dumping objects as dictionaries for YAML files

**Returns** A dictionary representation of the object

**Return type** dict

**get\_density\_of\_states** (*self, ndarray e\_list, ndarray dens\_states\_0=None*) → ndarray

Return the density of states  $\rho(E) dE$  at the specified energies *e\_list* in J/mol above the ground state. If an initial density of states *dens\_states\_0* is given, the rotor density of states will be convoluted into these states.

**get\_enthalpy**(*self*, *double T*) → double

Return the enthalpy in J/mol for the degree of freedom at the specified temperature *T* in K.

**get\_entropy**(*self*, *double T*) → double

Return the entropy in J/mol\*K for the degree of freedom at the specified temperature *T* in K.

**get\_heat\_capacity**(*self*, *double T*) → double

Return the heat capacity in J/mol\*K for the degree of freedom at the specified temperature *T* in K.

**get\_partition\_function**(*self*, *double T*) → double

Return the value of the partition function  $Q(T)$  at the specified temperature *T* in K.

**get\_sum\_of\_states**(*self*, *ndarray e\_list*, *ndarray sum\_states\_0=None*) → ndarray

Return the sum of states  $N(E)$  at the specified energies *e\_list* in J/mol above the ground state. If an initial sum of states *sum\_states\_0* is given, the rotor sum of states will be convoluted into these states.

**make\_object**(*data*, *class\_dict*)

A helper function for constructing objects from a dictionary (used when loading YAML files)

#### Parameters

- **data** (*dict*) – The dictionary representation of the object
- **class\_dict** (*dict*) – A mapping of class names to the classes themselves

**Returns** None

**mass**

The mass of the translating object.

**quantum**

'bool'

**Type** quantum

## rmgpy.statmech.LinearRotor

**class** rmgpy.statmech.**LinearRotor**(*inertia=None*, *symmetry=1*, *quantum=False*, *rotationalConstant=None*)

A statistical mechanical model of a two-dimensional (linear) rigid rotor. The attributes are:

Attribute	Description
<i>inertia</i>	The moment of inertia of the rotor
<i>rotationalConstant</i>	The rotational constant of the rotor
<i>symmetry</i>	The symmetry number of the rotor
<i>quantum</i>	True to use the quantum mechanical model, False to use the classical model

Note that the moment of inertia and the rotational constant are simply two ways of representing the same quantity; only one of these can be specified independently.

In the majority of chemical applications, the energies involved in the rigid rotor place it very nearly in the classical limit at all relevant temperatures; therefore, the classical model is used by default.

A linear rigid rotor is modeled as a pair of point masses  $m_1$  and  $m_2$  separated by a distance  $R$ . Since we are modeling the rotation of this system, we choose to work in spherical coordinates. Following the physics convention – where  $0 \leq \theta \leq \pi$  is the zenith angle and  $0 \leq \phi \leq 2\pi$  is the azimuth – the Schrodinger equation for the rotor is given by

$$-\frac{\hbar^2}{2I} \left[ \frac{1}{\sin \theta} \frac{\partial}{\partial \theta} \left( \sin \theta \frac{\partial}{\partial \theta} \right) + \frac{1}{\sin^2 \theta} \frac{\partial^2}{\partial \phi^2} \right] \Psi(\theta, \phi) = E\Psi(\theta, \phi)$$

where  $I \equiv \mu R^2$  is the moment of inertia of the rotating body, and  $\mu \equiv m_1 m_2 / (m_1 + m_2)$  is the reduced mass. Note that there is no potential term in the above expression; for this reason, a rigid rotor is often referred to as a *free* rotor. Solving the Schrodinger equation gives the energy levels  $E_J$  and corresponding degeneracies  $g_J$  for the linear rigid rotor as

$$E_J = BJ(J + 1) \quad J = 0, 1, 2, \dots$$

$$g_J = 2J + 1$$

where  $J$  is the quantum number for the rotor – sometimes called the total angular momentum quantum number – and  $B \equiv \hbar^2 / 2I$  is the rotational constant.

Using these expressions for the energy levels and corresponding degeneracies, we can evaluate the partition function for the linear rigid rotor:

$$Q_{\text{rot}}(T) = \frac{1}{\sigma} \sum_{J=0}^{\infty} (2J + 1) e^{-BJ(J+1)/k_B T}$$

In many cases the temperature of interest is large relative to the energy spacing; in this limit we can obtain a closed-form analytical expression for the linear rotor partition function in the classical limit:

$$Q_{\text{rot}}^{\text{cl}}(T) = \frac{1}{\sigma} \frac{8\pi^2 I k_B T}{h^2}$$

Above we have also introduced  $\sigma$  as the symmetry number of the rigid rotor.

#### **as\_dict()**

A helper function for dumping objects as dictionaries for YAML files

**Returns** A dictionary representation of the object

**Return type** dict

#### **get\_density\_of\_states**(self, ndarray e\_list, ndarray dens\_states\_0=None) → ndarray

Return the density of states  $\rho(E) dE$  at the specified energies *e\_list* in J/mol above the ground state. If an initial density of states *dens\_states\_0* is given, the rotor density of states will be convoluted into these states.

#### **get\_enthalpy**(self, double T) → double

Return the enthalpy in J/mol for the degree of freedom at the specified temperature *T* in K.

#### **get\_entropy**(self, double T) → double

Return the entropy in J/mol\*K for the degree of freedom at the specified temperature *T* in K.

#### **get\_heat\_capacity**(self, double T) → double

Return the heat capacity in J/mol\*K for the degree of freedom at the specified temperature *T* in K.

#### **get\_level\_degeneracy**(self, int J) → int

Return the degeneracy of level *J*.

#### **get\_level\_energy**(self, int J) → double

Return the energy of level *J* in kJ/mol.

#### **get\_partition\_function**(self, double T) → double

Return the value of the partition function  $Q(T)$  at the specified temperature *T* in K.

#### **get\_sum\_of\_states**(self, ndarray e\_list, ndarray sum\_states\_0=None) → ndarray

Return the sum of states  $N(E)$  at the specified energies *e\_list* in J/mol above the ground state. If an initial sum of states *sum\_states\_0* is given, the rotor sum of states will be convoluted into these states.

#### **inertia**

The moment of inertia of the rotor.

**make\_object**(*self*, *dict data*, *dict class\_dict*)

**quantum**

'bool'

**Type** quantum

**rotationalConstant**

The rotational constant of the rotor.

**symmetry**

'int'

**Type** symmetry

## rmgpy.statmech.NonlinearRotor

**class** rmgpy.statmech.**NonLinearRotor**(*inertia=None*, *symmetry=1*, *quantum=False*, *rotationalConstant=None*)

A statistical mechanical model of an N-dimensional nonlinear rigid rotor. The attributes are:

Attribute	Description
<i>inertia</i>	The moments of inertia of the rotor
<i>rotationalConstant</i>	The rotational constants of the rotor
<i>symmetry</i>	The symmetry number of the rotor
<i>quantum</i>	True to use the quantum mechanical model, False to use the classical model

Note that the moments of inertia and the rotational constants are simply two ways of representing the same quantity; only one set of these can be specified independently.

In the majority of chemical applications, the energies involved in the rigid rotor place it very nearly in the classical limit at all relevant temperatures; therefore, the classical model is used by default. In the current implementation, the quantum mechanical model has not been implemented, and a `NotImplementedError` will be raised if you try to use it.

A nonlinear rigid rotor is the generalization of the linear rotor to a nonlinear polyatomic system. Such a system is characterized by three moments of inertia  $I_A$ ,  $I_B$ , and  $I_C$  instead of just one. The solution to the Schrodinger equation for the quantum nonlinear rotor is not well defined, so we will simply show the classical result instead:

$$Q_{\text{rot}}^{\text{cl}}(T) = \frac{\pi^{1/2}}{\sigma} \left( \frac{8k_{\text{B}}T}{h^2} \right)^{3/2} \sqrt{I_A I_B I_C}$$

**as\_dict**()

A helper function for dumping objects as dictionaries for YAML files

**Returns** A dictionary representation of the object

**Return type** dict

**get\_density\_of\_states**(*self*, *ndarray e\_list*, *ndarray dens\_states\_0=None*) → ndarray

Return the density of states  $\rho(E) dE$  at the specified energies *e\_list* in J/mol above the ground state. If an initial density of states *dens\_states\_0* is given, the rotor density of states will be convoluted into these states.

**get\_enthalpy**(*self*, *double T*) → double

Return the enthalpy in J/mol for the degree of freedom at the specified temperature *T* in K.

**get\_entropy**(*self*, double *T*) → double

Return the entropy in J/mol\*K for the degree of freedom at the specified temperature *T* in K.

**get\_heat\_capacity**(*self*, double *T*) → double

Return the heat capacity in J/mol\*K for the degree of freedom at the specified temperature *T* in K.

**get\_partition\_function**(*self*, double *T*) → double

Return the value of the partition function  $Q(T)$  at the specified temperature *T* in K.

**get\_sum\_of\_states**(*self*, ndarray *e\_list*, ndarray *sum\_states\_0=None*) → ndarray

Return the sum of states  $N(E)$  at the specified energies *e\_list* in J/mol above the ground state. If an initial sum of states *sum\_states\_0* is given, the rotor sum of states will be convoluted into these states.

**inertia**

The moments of inertia of the rotor.

**make\_object**(*self*, dict *data*, dict *class\_dict*)

**quantum**

'bool'

Type quantum

**rotationalConstant**

The rotational constant of the rotor.

**symmetry**

'int'

Type symmetry

## rmgpy.statmech.KRotor

**class** rmgpy.statmech.KRotor (*inertia=None*, *symmetry=1*, *quantum=False*, *rotationalConstant=None*)

A statistical mechanical model of an active K-rotor (a one-dimensional rigid rotor). The attributes are:

Attribute	Description
<i>inertia</i>	The moment of inertia of the rotor in amu*angstrom^2
<i>rotationalConstant</i>	The rotational constant of the rotor in cm^-1
<i>symmetry</i>	The symmetry number of the rotor
<i>quantum</i>	True to use the quantum mechanical model, False to use the classical model

Note that the moment of inertia and the rotational constant are simply two ways of representing the same quantity; only one of these can be specified independently.

In the majority of chemical applications, the energies involved in the K-rotor place it very nearly in the classical limit at all relevant temperatures; therefore, the classical model is used by default.

The energy levels  $E_K$  of the K-rotor are given by

$$E_K = BK^2 \quad K = 0, \pm 1, \pm 2, \dots$$

where  $K$  is the quantum number for the rotor and  $B \equiv \hbar^2/2I$  is the rotational constant.

Using these expressions for the energy levels and corresponding degeneracies, we can evaluate the partition function for the K-rotor:

$$Q_{\text{rot}}(T) = \frac{1}{\sigma} \left( 1 + \sum_{K=1}^{\infty} 2e^{-BK^2/k_{\text{B}}T} \right)$$

In many cases the temperature of interest is large relative to the energy spacing; in this limit we can obtain a closed-form analytical expression for the linear rotor partition function in the classical limit:

$$Q_{\text{rot}}^{\text{cl}}(T) = \frac{1}{\sigma} \left( \frac{8\pi^2 I k_{\text{B}} T}{h^2} \right)^{1/2}$$

where  $\sigma$  is the symmetry number of the K-rotor.

#### **as\_dict()**

A helper function for dumping objects as dictionaries for YAML files

**Returns** A dictionary representation of the object

**Return type** dict

#### **get\_density\_of\_states**(*self*, ndarray *e\_list*, ndarray *dens\_states\_0=None*) → ndarray

Return the density of states  $\rho(E) dE$  at the specified energies *e\_list* in J/mol above the ground state. If an initial density of states *dens\_states\_0* is given, the rotor density of states will be convoluted into these states.

#### **get\_enthalpy**(*self*, double *T*) → double

Return the enthalpy in J/mol for the degree of freedom at the specified temperature *T* in K.

#### **get\_entropy**(*self*, double *T*) → double

Return the entropy in J/mol\*K for the degree of freedom at the specified temperature *T* in K.

#### **get\_heat\_capacity**(*self*, double *T*) → double

Return the heat capacity in J/mol\*K for the degree of freedom at the specified temperature *T* in K.

#### **get\_level\_degeneracy**(*self*, int *J*) → int

Return the degeneracy of level *J*.

#### **get\_level\_energy**(*self*, int *J*) → double

Return the energy of level *J* in kJ/mol.

#### **get\_partition\_function**(*self*, double *T*) → double

Return the value of the partition function  $Q(T)$  at the specified temperature *T* in K.

#### **get\_sum\_of\_states**(*self*, ndarray *e\_list*, ndarray *sum\_states\_0=None*) → ndarray

Return the sum of states  $N(E)$  at the specified energies *e\_list* in J/mol above the ground state. If an initial sum of states *sum\_states\_0* is given, the rotor sum of states will be convoluted into these states.

#### **inertia**

The moment of inertia of the rotor.

#### **make\_object**(*self*, dict *data*, dict *class\_dict*)

#### **quantum**

'bool'

**Type** quantum

#### **rotationalConstant**

The rotational constant of the rotor.

#### **symmetry**

'int'

**Type** symmetry

**rmgpy.statmech.SphericalTopRotor**

**class** `rmgpy.statmech.SphericalTopRotor` (*inertia=None, symmetry=1, quantum=False, rotationalConstant=None*)

A statistical mechanical model of a three-dimensional rigid rotor with a single rotational constant: a spherical top. The attributes are:

Attribute	Description
<i>inertia</i>	The moment of inertia of the rotor
<i>rotationalConstant</i>	The rotational constant of the rotor
<i>symmetry</i>	The symmetry number of the rotor
<i>quantum</i>	True to use the quantum mechanical model, False to use the classical model

Note that the moment of inertia and the rotational constant are simply two ways of representing the same quantity; only one of these can be specified independently.

In the majority of chemical applications, the energies involved in the rigid rotor place it very nearly in the classical limit at all relevant temperatures; therefore, the classical model is used by default.

A spherical top rotor is simply the three-dimensional equivalent of a linear rigid rotor. Unlike the nonlinear rotor, all three moments of inertia of a spherical top are equal, i.e.  $I_A = I_B = I_C = I$ . The energy levels  $E_J$  and corresponding degeneracies  $g_J$  of the spherical top rotor are given by

$$E_J = BJ(J + 1) \quad J = 0, 1, 2, \dots$$

$$g_J = (2J + 1)^2$$

where  $J$  is the quantum number for the rotor and  $B \equiv \hbar^2/2I$  is the rotational constant.

Using these expressions for the energy levels and corresponding degeneracies, we can evaluate the partition function for the spherical top rotor:

$$Q_{\text{rot}}(T) = \frac{1}{\sigma} \sum_{J=0}^{\infty} (2J + 1)^2 e^{-BJ(J+1)/k_B T}$$

In many cases the temperature of interest is large relative to the energy spacing; in this limit we can obtain a closed-form analytical expression for the linear rotor partition function in the classical limit:

$$Q_{\text{rot}}^{\text{cl}}(T) = \frac{1}{\sigma} \left( \frac{8\pi^2 I k_B T}{h^2} \right)^{3/2}$$

where  $\sigma$  is the symmetry number of the spherical top. Note that the above differs from the nonlinear rotor partition function by a factor of  $\pi$ .

**as\_dict()**

A helper function for dumping objects as dictionaries for YAML files

**Returns** A dictionary representation of the object

**Return type** dict

**get\_density\_of\_states** (*self, ndarray e\_list, ndarray dens\_states\_0=None*) → ndarray

Return the density of states  $\rho(E) dE$  at the specified energies *e\_list* in J/mol above the ground state. If an initial density of states *dens\_states\_0* is given, the rotor density of states will be convoluted into these states.

**get\_enthalpy** (*self, double T*) → double

Return the enthalpy in J/mol for the degree of freedom at the specified temperature *T* in K.



**get\_entropy**(*self*, *double T*) → double

Return the entropy in J/mol\*K for the degree of freedom at the specified temperature *T* in K.

**get\_heat\_capacity**(*self*, *double T*) → double

Return the heat capacity in J/mol\*K for the degree of freedom at the specified temperature *T* in K.

**get\_level\_degeneracy**(*self*, *int J*) → int

Return the degeneracy of level *J*.

**get\_level\_energy**(*self*, *int J*) → double

Return the energy of level *J* in kJ/mol.

**get\_partition\_function**(*self*, *double T*) → double

Return the value of the partition function  $Q(T)$  at the specified temperature *T* in K.

**get\_sum\_of\_states**(*self*, *ndarray e\_list*, *ndarray sum\_states\_0=None*) → ndarray

Return the sum of states  $N(E)$  at the specified energies *e\_list* in J/mol above the ground state. If an initial sum of states *sum\_states\_0* is given, the rotor sum of states will be convoluted into these states.

**inertia**

The moment of inertia of the rotor.

**make\_object**(*self*, *dict data*, *dict class\_dict*)

**quantum**

'bool'

Type quantum

**rotationalConstant**

The rotational constant of the rotor.

**symmetry**

'int'

Type symmetry

## rmgpy.statmech.HarmonicOscillator

**class** rmgpy.statmech.HarmonicOscillator(*frequencies=None*, *quantum=True*)

A statistical mechanical model of a set of one-dimensional independent harmonic oscillators. The attributes are:

Attribute	Description
<i>frequencies</i>	The vibrational frequencies of the oscillators
<i>quantum</i>	True to use the quantum mechanical model, False to use the classical model

In the majority of chemical applications, the energy levels of the harmonic oscillator are of similar magnitude to  $k_B T$ , requiring a quantum mechanical treatment. Fortunately, the harmonic oscillator has an analytical quantum mechanical solution.

Many vibrational motions are well-described as one-dimensional quantum harmonic oscillators. The time-independent Schrodinger equation for such an oscillator is given by

$$-\frac{\hbar^2}{2m} \frac{\partial^2}{\partial x^2} \Psi(x) + \frac{1}{2} m \omega^2 x^2 \Psi(x) = E \Psi(x)$$

where  $m$  is the total mass of the particle. The harmonic potential results in quantized solutions to the above with the following energy levels:

$$E_n = \left( n + \frac{1}{2} \right) \hbar \omega \quad n = 0, 1, 2, \dots$$

Above we have introduced  $n$  as the quantum number. Note that, even in the ground state ( $n = 0$ ), the harmonic oscillator has an energy that is not zero; this energy is called the *zero-point energy*.

The harmonic oscillator partition function is obtained by summing over the above energy levels:

$$Q_{\text{vib}}(T) = \sum_{n=0}^{\infty} \exp\left(-\frac{(n + \frac{1}{2}) \hbar\omega}{k_{\text{B}}T}\right)$$

This summation can be evaluated explicitly to give a closed-form analytical expression for the vibrational partition function of a quantum harmonic oscillator:

$$Q_{\text{vib}}(T) = \frac{e^{-\hbar\omega/2k_{\text{B}}T}}{1 - e^{-\hbar\omega/k_{\text{B}}T}}$$

In RMG the convention is to place the zero-point energy in with the ground-state energy of the system instead of the numerator of the vibrational partition function, which gives

$$Q_{\text{vib}}(T) = \frac{1}{1 - e^{-\hbar\omega/k_{\text{B}}T}}$$

The energy levels of the harmonic oscillator in chemical systems are often significant compared to the temperature of interest, so we usually use the quantum result. However, the classical limit is provided here for completeness:

$$Q_{\text{vib}}^{\text{cl}}(T) = \frac{k_{\text{B}}T}{\hbar\omega}$$

### **as\_dict()**

A helper function for dumping objects as dictionaries for YAML files

**Returns** A dictionary representation of the object

**Return type** dict

### **frequencies**

The vibrational frequencies of the oscillators.

**get\_density\_of\_states**(*self*, *ndarray e\_list*, *ndarray dens\_states\_0=None*) → ndarray

Return the density of states  $\rho(E) dE$  at the specified energies *e\_list* in J/mol above the ground state. If an initial density of states *dens\_states\_0* is given, the rotor density of states will be convoluted into these states.

**get\_enthalpy**(*self*, *double T*) → double

Return the enthalpy in J/mol for the degree of freedom at the specified temperature *T* in K.

**get\_entropy**(*self*, *double T*) → double

Return the entropy in J/mol\*K for the degree of freedom at the specified temperature *T* in K.

**get\_heat\_capacity**(*self*, *double T*) → double

Return the heat capacity in J/mol\*K for the degree of freedom at the specified temperature *T* in K.

**get\_partition\_function**(*self*, *double T*) → double

Return the value of the partition function  $Q(T)$  at the specified temperature *T* in K.

**get\_sum\_of\_states**(*self*, *ndarray e\_list*, *ndarray sum\_states\_0=None*) → ndarray

Return the sum of states  $N(E)$  at the specified energies *e\_list* in J/mol above the ground state. If an initial sum of states *sum\_states\_0* is given, the rotor sum of states will be convoluted into these states.

**make\_object**(*data*, *class\_dict*)

A helper function for constructing objects from a dictionary (used when loading YAML files)

### Parameters

- **data** (*dict*) – The dictionary representation of the object
- **class\_dict** (*dict*) – A mapping of class names to the classes themselves

**Returns** None

**quantum**

'bool'

**Type** quantum

## Torsional degrees of freedom

**class** `rmgpy.statmech.HinderedRotor` (*inertia=None, symmetry=1, barrier=None, fourier=None, rotationalConstant=None, quantum=True, semiclassical=True, frequency=None, energies=None*)

A statistical mechanical model of a one-dimensional hindered rotor. The attributes are:

Attribute	Description
<i>inertia</i>	The moment of inertia of the rotor
<i>rotationalConstant</i>	The rotational constant of the rotor
<i>symmetry</i>	The symmetry number of the rotor
<i>fourier</i>	The $2xN$ array of Fourier series coefficients
<i>barrier</i>	The barrier height of the cosine potential
<i>quantum</i>	True to use the quantum mechanical model, False to use the classical model
<i>semiclassical</i>	True to use the semiclassical correction, False otherwise

Note that the moment of inertia and the rotational constant are simply two ways of representing the same quantity; only one of these can be specified independently.

The Schrodinger equation for a one-dimensional hindered rotor is given by

$$-\frac{\hbar^2}{2I} \frac{d^2}{d\phi^2} \Psi(\phi) + V(\phi)\Psi(\phi) = E\Psi(\phi)$$

where  $I$  is the reduced moment of inertia of the torsion and  $V(\phi)$  describes the potential of the torsion. There are two common forms for the potential: a simple cosine of the form

$$V(\phi) = \frac{1}{2}V_0(1 - \cos \sigma\phi)$$

where  $V_0$  is the barrier height and  $\sigma$  is the symmetry number, or a more general Fourier series of the form

$$V(\phi) = A + \sum_{k=1}^C (a_k \cos k\phi + b_k \sin k\phi)$$

where  $A$ ,  $a_k$  and  $b_k$  are fitted coefficients. Both potentials are typically defined such that the minimum of the potential is zero and is found at  $\phi = 0$ .

For either the cosine or Fourier series potentials, the energy levels of the quantum hindered rotor must be determined numerically. The cosine potential does permit a closed-form representation of the classical partition function, however:

$$Q_{\text{hind}}^{\text{cl}}(T) = \left( \frac{2\pi I k_B T}{h^2} \right)^{1/2} \frac{2\pi}{\sigma} \exp\left(-\frac{V_0}{2k_B T}\right) I_0\left(\frac{V_0}{2k_B T}\right)$$

A semiclassical correction to the above is usually required to provide a reasonable estimate of the partition function:

$$\begin{aligned}
 Q_{\text{hind}}^{\text{semi}}(T) &= \frac{Q_{\text{vib}}^{\text{quant}}(T)}{Q_{\text{vib}}^{\text{cl}}(T)} Q_{\text{hind}}^{\text{cl}}(T) \\
 &= \frac{h\nu}{k_{\text{B}}T} \frac{1}{1 - \exp(-h\nu/k_{\text{B}}T)} \left( \frac{2\pi I k_{\text{B}}T}{h^2} \right)^{1/2} \frac{2\pi}{\sigma} \exp\left(-\frac{V_0}{2k_{\text{B}}T}\right) I_0\left(\frac{V_0}{2k_{\text{B}}T}\right)
 \end{aligned}$$

Above we have defined  $\nu$  as the vibrational frequency of the hindered rotor:

$$\nu \equiv \frac{\sigma}{2\pi} \sqrt{\frac{V_0}{2I}}$$

### **as\_dict()**

A helper function for dumping objects as dictionaries for YAML files

**Returns** A dictionary representation of the object

**Return type** dict

### **barrier**

The barrier height of the cosine potential.

### **energies**

numpy.ndarray

**Type** energies

### **fit\_cosine\_potential\_to\_data(self, ndarray angle, ndarray V)**

Fit the given angles in radians and corresponding potential energies in J/mol to the cosine potential. For best results, the angle should begin at zero and end at  $2\pi$ , with the minimum energy conformation having a potential of zero be placed at zero angle. The fit is attempted at several possible values of the symmetry number in order to determine which one is correct.

### **fit\_fourier\_potential\_to\_data(self, ndarray angle, ndarray V)**

Fit the given angles in radians and corresponding potential energies in J/mol to the Fourier series potential. For best results, the angle should begin at zero and end at  $2\pi$ , with the minimum energy conformation having a potential of zero be placed at zero angle.

### **fourier**

The  $2xN$  array of Fourier series coefficients.

### **frequency**

'double'

**Type** frequency

### **get\_density\_of\_states(self, ndarray e\_list, ndarray dens\_states\_0=None) → ndarray**

Return the density of states  $\rho(E) dE$  at the specified energies *e\_list* in J/mol above the ground state. If an initial density of states *dens\_states\_0* is given, the rotor density of states will be convoluted into these states.

### **get\_enthalpy(self, double T) → double**

Return the enthalpy in J/mol for the degree of freedom at the specified temperature *T* in K.

### **get\_entropy(self, double T) → double**

Return the entropy in J/mol\*K for the degree of freedom at the specified temperature *T* in K.

### **get\_frequency(self) → double**

Return the frequency of vibration in  $\text{cm}^{-1}$  corresponding to the limit of harmonic oscillation.

**get\_hamiltonian**(*self*, *int n\_basis*) → ndarray

Return the to the Hamiltonian matrix for the hindered rotor for the given number of basis functions *n\_basis*. The Hamiltonian matrix is returned in banded lower triangular form and with units of J/mol.

**get\_heat\_capacity**(*self*, *double T*) → double

Return the heat capacity in J/mol\*K for the degree of freedom at the specified temperature *T* in K.

**get\_level\_degeneracy**(*self*, *int J*) → int

Return the degeneracy of level *J*.

**get\_level\_energy**(*self*, *int J*) → double

Return the energy of level *J* in J.

**get\_partition\_function**(*self*, *double T*) → double

Return the value of the partition function  $Q(T)$  at the specified temperature *T* in K.

**get\_potential**(*self*, *double phi*) → double

Return the value of the hindered rotor potential  $V(\phi)$  in J/mol at the angle *phi* in radians.

**get\_sum\_of\_states**(*self*, ndarray *e\_list*, ndarray *sum\_states\_0=None*) → ndarray

Return the sum of states  $N(E)$  at the specified energies *e\_list* in J/mol above the ground state. If an initial sum of states *sum\_states\_0* is given, the rotor sum of states will be convoluted into these states.

**inertia**

The moment of inertia of the rotor.

**make\_object**(*self*, dict *data*, dict *class\_dict*)

**quantum**

'bool'

Type quantum

**rotationalConstant**

The rotational constant of the rotor.

**semiclassical**

'bool'

Type semiclassical

**solve\_schrodinger\_equation**(*self*, *int n\_basis=401*) → ndarray

Solves the one-dimensional time-independent Schrodinger equation to determine the energy levels of a one-dimensional hindered rotor with a Fourier series potential using *n\_basis* basis functions. For the purposes of this function it is usually sufficient to use 401 basis functions (the default). Returns the energy eigenvalues of the Hamiltonian matrix in J/mol.

**symmetry**

'int'

Type symmetry

**rmgpy.statmech.schrodinger**

The `rmgpy.statmech.schrodinger` module contains functionality for working with the Schrodinger equation and its solution. In particular, it contains functions for using the energy levels and corresponding degeneracies obtained from solving the Schrodinger equation to compute various thermodynamic and statistical mechanical properties, such as heat capacity, enthalpy, entropy, partition function, and the sum and density of states.

`rmgpy.statmech.schrodinger.convolve(ndarray rho1, ndarray rho2)`

Return the convolution of two arrays `rho1` and `rho2`.

`rmgpy.statmech.schrodinger.convolve_bs(ndarray e_list, ndarray rho0, double energy, int degeneracy=1)`

Convolve a molecular degree of freedom into a density or sum of states using the Beyer-Swinehart (BS) direct count algorithm. This algorithm is suitable for unevenly-spaced energy levels in the array of energy grains `e_list` (in J/mol), but assumes the solution of the Schrodinger equation gives evenly-spaced energy levels with spacing `energy` in kJ/mol and degeneracy `degeneracy`.

`rmgpy.statmech.schrodinger.convolve_bssr(ndarray e_list, ndarray rho0, energy, degeneracy=unit_degeneracy, int n0=0)`

Convolve a molecular degree of freedom into a density or sum of states using the Beyer-Swinehart-Stein-Rabinovitch (BSSR) direct count algorithm. This algorithm is suitable for unevenly-spaced energy levels in both the array of energy grains `e_list` (in J/mol) and the energy levels corresponding to the solution of the Schrodinger equation.

`rmgpy.statmech.schrodinger.get_density_of_states(ndarray e_list, energy, degeneracy=unit_degeneracy, int n0=0, ndarray dens_states_0=None) → ndarray`

Return the values of the dimensionless density of states  $\rho(E) dE$  for a given set of energies `e_list` in J/mol above the ground state using an initial density of states `dens_states_0`. The solution to the Schrodinger equation is given using functions `energy` and `degeneracy` that accept as argument a quantum number and return the corresponding energy in J/mol and degeneracy of that level. The quantum number always begins at `n0` and increases by ones.

`rmgpy.statmech.schrodinger.get_enthalpy(double T, energy, degeneracy=unit_degeneracy, int n0=0, int nmax=10000, double tol=1e-12) → double`

Return the value of the dimensionless enthalpy  $H(T)/RT$  at a given temperature `T` in K. The solution to the Schrodinger equation is given using functions `energy` and `degeneracy` that accept as argument a quantum number and return the corresponding energy in J/mol and degeneracy of that level. The quantum number always begins at `n0` and increases by ones. You can also change the relative tolerance `tol` and the maximum allowed value of the quantum number `nmax`.

`rmgpy.statmech.schrodinger.get_entropy(double T, energy, degeneracy=unit_degeneracy, int n0=0, int nmax=10000, double tol=1e-12) → double`

Return the value of the dimensionless entropy  $S(T)/R$  at a given temperature `T` in K. The solution to the Schrodinger equation is given using functions `energy` and `degeneracy` that accept as argument a quantum number and return the corresponding energy in J/mol and degeneracy of that level. The quantum number always begins at `n0` and increases by ones. You can also change the relative tolerance `tol` and the maximum allowed value of the quantum number `nmax`.

`rmgpy.statmech.schrodinger.get_heat_capacity(double T, energy, degeneracy=unit_degeneracy, int n0=0, int nmax=10000, double tol=1e-12) → double`

Return the value of the dimensionless heat capacity  $C_v(T)/R$  at a given temperature `T` in K. The solution to the Schrodinger equation is given using functions `energy` and `degeneracy` that accept as argument a quantum number and return the corresponding energy in J/mol and degeneracy of that level. The quantum number always begins at `n0` and increases by ones. You can also change the relative tolerance `tol` and the maximum allowed value of the quantum number `nmax`.

`rmgpy.statmech.schrodinger.get_partition_function`(*double T*, *energy*, *degeneracy=unit\_degeneracy*, *int n0=0*, *int nmax=10000*, *double tol=1e-12*) → *double*

Return the value of the partition function  $Q(T)$  at a given temperature  $T$  in K. The solution to the Schrodinger equation is given using functions *energy* and *degeneracy* that accept as argument a quantum number and return the corresponding energy in J/mol and degeneracy of that level. The quantum number always begins at  $n0$  and increases by ones. You can also change the relative tolerance *tol* and the maximum allowed value of the quantum number *nmax*.

`rmgpy.statmech.schrodinger.get_sum_of_states`(*ndarray e\_list*, *energy*, *degeneracy=unit\_degeneracy*, *int n0=0*, *ndarray sum\_states\_0=None*) → *ndarray*

Return the values of the sum of states  $N(E)$  for a given set of energies *e\_list* in J/mol above the ground state using an initial sum of states *sum\_states\_0*. The solution to the Schrodinger equation is given using functions *energy* and *degeneracy* that accept as argument a quantum number and return the corresponding energy in J/mol and degeneracy of that level. The quantum number always begins at  $n0$  and increases by ones.

`rmgpy.statmech.schrodinger.unit_degeneracy`(*n*)

## rmgpy.statmech.Conformer

**class** `rmgpy.statmech.Conformer`(*E0=None*, *modes=None*, *spin\_multiplicity=1*, *optical\_isomers=1*, *number=None*, *mass=None*, *coordinates=None*)

A representation of an individual molecular conformation. The attributes are:

Attribute	Description
<i>E0</i>	The ground-state energy (including zero-point energy) of the conformer
<i>modes</i>	A list of the molecular degrees of freedom
<i>spin_multiplicity</i>	The degeneracy of the electronic ground state
<i>optical_isomers</i>	The number of optical isomers
<i>number</i>	An array of atomic numbers of each atom in the conformer
<i>mass</i>	An array of masses of each atom in the conformer
<i>coordinates</i>	An array of 3D coordinates of each atom in the conformer

Note that the *spin\_multiplicity* reflects the electronic mode of the molecular system.

### **E0**

The ground-state energy (including zero-point energy) of the conformer.

### **as\_dict()**

A helper function for dumping objects as dictionaries for YAML files

**Returns** A dictionary representation of the object

**Return type** dict

### **coordinates**

An array of 3D coordinates of each atom in the conformer.

**get\_active\_modes**(*self*, *bool active\_j\_rotor=False*, *bool active\_k\_rotor=True*) → list

Return a list of the active molecular degrees of freedom of the molecular system.

**get\_center\_of\_mass**(*self*, *atoms=None*) → ndarray

Calculate and return the [three-dimensional] position of the center of mass of the conformer in m. If a list *atoms* of atoms is specified, only those atoms will be used to calculate the center of mass. Otherwise, all atoms will be used.

**get\_density\_of\_states**(*self*, *ndarray e\_list*) → *ndarray*

Return the density of states  $\rho(E) dE$  at the specified energies *e\_list* above the ground state.

**get\_enthalpy**(*self*, *double T*) → *double*

Return the enthalpy in J/mol for the system at the specified temperature *T* in K.

**get\_entropy**(*self*, *double T*) → *double*

Return the entropy in J/mol\*K for the system at the specified temperature *T* in K.

**get\_free\_energy**(*self*, *double T*) → *double*

Return the Gibbs free energy in J/mol for the system at the specified temperature *T* in K.

**get\_heat\_capacity**(*self*, *double T*) → *double*

Return the heat capacity in J/mol\*K for the system at the specified temperature *T* in K.

**get\_internal\_reduced\_moment\_of\_inertia**(*self*, *pivots*, *top1*, *option=3*) → *double*

Calculate and return the reduced moment of inertia for an internal torsional rotation around the axis defined by the two atoms in *pivots*. The list *top1* contains the atoms that should be considered as part of the rotating top; this list should contain the pivot atom connecting the top to the rest of the molecule. The procedure used is that of Pitzer<sup>1</sup>, which is described as  $I^{(2,option)}$  by East and Radom<sup>2</sup>. In this procedure, the molecule is divided into two tops: those at either end of the hindered rotor bond. The moment of inertia of each top is evaluated using an axis determined by option. Finally, the reduced moment of inertia is evaluated from the moment of inertia of each top via the formula  $(I1*I2)/(I1+I2)$ .

*option* is an integer corresponding to one of three possible ways of calculating the internal reduced moment of inertia, as discussed in East and Radom [2]

option = 1	moments of inertia of each rotating group calculated about the axis containing the twisting bond
option = 2	each moment of inertia of each rotating group is calculated about an axis parallel to the twisting bond and passing through its center of mass
option = 3	moments of inertia of each rotating group calculated about the axis passing through the centers of mass of both groups

$$\frac{1}{I^{(2,option)}} = \frac{1}{I_1} + \frac{1}{I_2}$$

**get\_moment\_of\_inertia\_tensor**(*self*) → *ndarray*

Calculate and return the moment of inertia tensor for the conformer in kg\*m<sup>2</sup>. If the coordinates are not at the center of mass, they are temporarily shifted there for the purposes of this calculation.

**get\_number\_degrees\_of\_freedom**(*self*)

Return the number of degrees of freedom in a species object, which should be 3N, and raises an exception if it is not.

**get\_partition\_function**(*self*, *double T*) → *double*

Return the partition function  $Q(T)$  for the system at the specified temperature *T* in K.

**get\_principal\_moments\_of\_inertia**(*self*)

Calculate and return the principal moments of inertia and corresponding principal axes for the conformer. The moments of inertia are in kg\*m<sup>2</sup>, while the principal axes have unit length.

**get\_sum\_of\_states**(*self*, *ndarray e\_list*) → *ndarray*

Return the sum of states  $N(E)$  at the specified energies *e\_list* in kJ/mol above the ground state.

<sup>1</sup> Pitzer, K. S. *J. Chem. Phys.* **14**, p. 239-243 (1946).

<sup>2</sup> East, A. L. L. and Radom, L. *J. Chem. Phys.* **106**, p. 6655-6674 (1997).



**get\_symmetric\_top\_rotors** (*self*)

Return objects representing the external J-rotor and K-rotor under the symmetric top approximation. For nonlinear molecules, the J-rotor is a 2D rigid rotor with a rotational constant  $B$  determined as the geometric mean of the two most similar rotational constants. The K-rotor is a 1D rigid rotor with a rotational constant  $A - B$  determined by the difference between the remaining molecular rotational constant and the J-rotor rotational constant.

**get\_total\_mass** (*self*, *atoms=None*) → double

Calculate and return the total mass of the atoms in the conformer in kg. If a list *atoms* of atoms is specified, only those atoms will be used to calculate the center of mass. Otherwise, all atoms will be used.

**make\_object** (*data*, *class\_dict*)

A helper function for constructing objects from a dictionary (used when loading YAML files)

**Parameters**

- **data** (*dict*) – The dictionary representation of the object
- **class\_dict** (*dict*) – A mapping of class names to the classes themselves

**Returns** None

**mass**

An array of masses of each atom in the conformer.

**modes**

list

**Type** modes

**number**

An array of atomic numbers of each atom in the conformer.

**optical\_isomers**

'int'

**Type** optical\_isomers

**spin\_multiplicity**

'int'

**Type** spin\_multiplicity

## 1.15 Thermodynamics (rmgpy.thermo)

The *rmgpy.thermo* subpackage contains classes that represent various thermodynamic models of heat capacity.

### 1.15.1 Heat capacity models

Class	Description
<i>ThermoData</i>	A heat capacity model based on a set of discrete heat capacity points
<i>Wilhoit</i>	A heat capacity model based on the Wilhoit polynomial
<i>NASA</i>	A heat capacity model based on a set of NASA polynomials
<i>NASAPolynomial</i>	A heat capacity model based on a single NASA polynomial

**rmgpy.thermo.ThermoData**

**class** rmgpy.thermo.ThermoData(*Tdata=None, Cpdata=None, H298=None, S298=None, Cp0=None, CpInf=None, Tmin=None, Tmax=None, E0=None, label="", comment=""*)

A heat capacity model based on a set of discrete heat capacity data points. The attributes are:

Attribute	Description
<i>Tdata</i>	An array of temperatures at which the heat capacity is known
<i>Cpdata</i>	An array of heat capacities at the given temperatures
<i>H298</i>	The standard enthalpy of formation at 298 K
<i>S298</i>	The standard entropy at 298 K
<i>Tmin</i>	The minimum temperature at which the model is valid, or zero if unknown or undefined
<i>Tmax</i>	The maximum temperature at which the model is valid, or zero if unknown or undefined
<i>E0</i>	The energy at zero Kelvin (including zero point energy)
<i>comment</i>	Information about the model (e.g. its source)

**Cp0**

The heat capacity at zero temperature.

**CpInf**

The heat capacity at infinite temperature.

**Cpdata**

An array of heat capacities at the given temperatures.

**E0**

The ground state energy (J/mol) at zero Kelvin, including zero point energy, or None if not yet specified.

**H298**

The standard enthalpy of formation at 298 K.

**S298**

The standard entropy of formation at 298 K.

**Tdata**

An array of temperatures at which the heat capacity is known.

**Tmax**

The maximum temperature at which the model is valid, or None if not defined.

**Tmin**

The minimum temperature at which the model is valid, or None if not defined.

**as\_dict()**

A helper function for dumping objects as dictionaries for YAML files

**Returns** A dictionary representation of the object

**Return type** dict

**comment**

unicode

**Type** comment

**discrepancy**(*self, HeatCapacityModel other*) → double

Return some measure of how dissimilar *self* is from *other*.

The measure is arbitrary, but hopefully useful for sorting purposes. Discrepancy of 0 means they are identical

**get\_enthalpy**(*self*, *double T*) → double

Return the enthalpy in J/mol at the specified temperature *T* in K.

**get\_entropy**(*self*, *double T*) → double

Return the entropy in J/mol\*K at the specified temperature *T* in K.

**get\_free\_energy**(*self*, *double T*) → double

Return the Gibbs free energy in J/mol at the specified temperature *T* in K.

**get\_heat\_capacity**(*self*, *double T*) → double

Return the constant-pressure heat capacity in J/mol\*K at the specified temperature *T* in K.

**is\_all\_zeros**(*self*) → bool

Check whether a ThermoData object has all zero values, e.g.:

```
ThermoData( Tdata=[300, 400, 500, 600, 800, 1000, 1500], "K", Cpdata=[0.0, 0.0, 0.0, 0.0,
0.0, 0.0, 0.0], "J/(mol*K)", H298=(0.0, "kJ/mol"), S298=(0.0, "J/(mol*K)"),
```

Definition list ends without a blank line; unexpected unindent.

```
)
```

**Returns** Whether all values are zeroes or not.

**Return type** bool

**is\_identical\_to**(*self*, *HeatCapacityModel other*) → bool

Returns True if *self* and *other* report very similar thermo values for heat capacity, enthalpy, entropy, and free energy over a wide range of temperatures, or False otherwise.

**is\_similar\_to**(*self*, *HeatCapacityModel other*) → bool

Returns True if *self* and *other* report similar thermo values for heat capacity, enthalpy, entropy, and free energy over a wide range of temperatures, or False otherwise.

**is\_temperature\_valid**(*self*, *double T*) → bool

Return True if the temperature *T* in K is within the valid temperature range of the thermodynamic data, or False if not. If the minimum and maximum temperature are not defined, True is returned.

**label**

unicode

**Type** label

**make\_object**(*data*, *class\_dict*)

A helper function for constructing objects from a dictionary (used when loading YAML files)

**Parameters**

- **data** (*dict*) – The dictionary representation of the object
- **class\_dict** (*dict*) – A mapping of class names to the classes themselves

**Returns** None

**to\_nasa**(*self*, *double Tmin*, *double Tmax*, *double Tint*, *bool fixedTint=False*, *bool weighting=True*, *int continuity=3*) → *NASA*

Convert the object to a *NASA* object. You must specify the minimum and maximum temperatures of the fit *Tmin* and *Tmax* in K, as well as the intermediate temperature *Tint* in K to use as the bridge between the two fitted polynomials. The remaining parameters can be used to modify the fitting algorithm used:

- *fixedTint* - False to allow *Tint* to vary in order to improve the fit, or True to keep it fixed
- *weighting* - True to weight the fit by  $T^{-1}$  to emphasize good fit at lower temperatures, or False to not use weighting

- *continuity* - The number of continuity constraints to enforce at *Tint*:
  - 0: no constraints on continuity of  $C_p(T)$  at *Tint*
  - 1: constrain  $C_p(T)$  to be continuous at *Tint*
  - 2: constrain  $C_p(T)$  and  $\frac{dC_p}{dT}$  to be continuous at *Tint*
  - 3: constrain  $C_p(T)$ ,  $\frac{dC_p}{dT}$ , and  $\frac{d^2C_p}{dT^2}$  to be continuous at *Tint*
  - 4: constrain  $C_p(T)$ ,  $\frac{dC_p}{dT}$ ,  $\frac{d^2C_p}{dT^2}$ , and  $\frac{d^3C_p}{dT^3}$  to be continuous at *Tint*
  - 5: constrain  $C_p(T)$ ,  $\frac{dC_p}{dT}$ ,  $\frac{d^2C_p}{dT^2}$ ,  $\frac{d^3C_p}{dT^3}$ , and  $\frac{d^4C_p}{dT^4}$  to be continuous at *Tint*

Note that values of *continuity* of 5 or higher effectively constrain all the coefficients to be equal and should be equivalent to fitting only one polynomial (rather than two).

Returns the fitted *NASA* object containing the two fitted *NASAPolynomial* objects.

**to\_wilhoit**(*self*, *B=None*) → *Wilhoit*

Convert the Benson model to a Wilhoit model. For the conversion to succeed, you must have set the *Cp0* and *CpInf* attributes of the Benson model.

*B*: the characteristic temperature in Kelvin.

## rmgpy.thermo.Wilhoit

**class** rmgpy.thermo.**Wilhoit**(*Cp0=None*, *CpInf=None*, *a0=0.0*, *a1=0.0*, *a2=0.0*, *a3=0.0*, *H0=None*, *S0=None*, *B=None*, *Tmin=None*, *Tmax=None*, *label=""*, *comment=""*)

A heat capacity model based on the Wilhoit equation. The attributes are:

Attribute	Description
<i>a0</i>	The zeroth-order Wilhoit polynomial coefficient
<i>a1</i>	The first-order Wilhoit polynomial coefficient
<i>a2</i>	The second-order Wilhoit polynomial coefficient
<i>a3</i>	The third-order Wilhoit polynomial coefficient
<i>H0</i>	The integration constant for enthalpy (not H at T=0)
<i>S0</i>	The integration constant for entropy (not S at T=0)
<i>E0</i>	The energy at zero Kelvin (including zero point energy)
<i>B</i>	The Wilhoit scaled temperature coefficient in K
<i>Tmin</i>	The minimum temperature in K at which the model is valid, or zero if unknown or undefined
<i>Tmax</i>	The maximum temperature in K at which the model is valid, or zero if unknown or undefined
<i>comment</i>	Information about the model (e.g. its source)

The Wilhoit polynomial is an expression for heat capacity that is guaranteed to give the correct limits at zero and infinite temperature, and gives a very reasonable shape to the heat capacity profile in between:

$$C_p(T) = C_p(0) + [C_p(\infty) - C_p(0)] y^2 \left[ 1 + (y - 1) \sum_{i=0}^3 a_i y^i \right]$$

Above,  $y \equiv T/(T+B)$  is a scaled temperature that ranges from zero to one based on the value of the coefficient *B*, and  $a_0$ ,  $a_1$ ,  $a_2$ , and  $a_3$  are the Wilhoit polynomial coefficients.

The enthalpy is given by

$$H(T) = H_0 + C_p(0)T + [C_p(\infty) - C_p(0)]T \left\{ \left[ 2 + \sum_{i=0}^3 a_i \right] \left[ \frac{1}{2}y - 1 + \left( \frac{1}{y} - 1 \right) \ln \frac{T}{y} \right] + y^2 \sum_{i=0}^3 \frac{y^i}{(i+2)(i+3)} \sum_{j=0}^3 f_{ij} a_j \right\}$$

where  $f_{ij} = 3 + j$  if  $i = j$ ,  $f_{ij} = 1$  if  $i > j$ , and  $f_{ij} = 0$  if  $i < j$ .

The entropy is given by

$$S(T) = S_0 + C_p(\infty) \ln T - [C_p(\infty) - C_p(0)] \left[ \ln y + \left( 1 + y \sum_{i=0}^3 \frac{a_i y^i}{2+i} \right) y \right]$$

The low-temperature limit  $C_p(0)$  is  $3.5R$  for linear molecules and  $4R$  for nonlinear molecules. The high-temperature limit  $C_p(\infty)$  is taken to be  $[3N_{\text{atoms}} - 1.5]R$  for linear molecules and  $[3N_{\text{atoms}} - (2 + 0.5N_{\text{rotors}})]R$  for nonlinear molecules, for a molecule composed of  $N_{\text{atoms}}$  atoms and  $N_{\text{rotors}}$  internal rotors.

## B

The Wilhoit scaled temperature coefficient.

## Cp0

The heat capacity at zero temperature.

## CpInf

The heat capacity at infinite temperature.

## E0

The ground state energy (J/mol) at zero Kelvin, including zero point energy.

For the Wilhoit class, this is calculated as the Enthalpy at 0.001 Kelvin.

## H0

The integration constant for enthalpy.

NB. this is not equal to the enthalpy at 0 Kelvin, which you can access via E0

## S0

The integration constant for entropy.

## Tmax

The maximum temperature at which the model is valid, or None if not defined.

## Tmin

The minimum temperature at which the model is valid, or None if not defined.

## a0

'double'

**Type** a0

## a1

'double'

**Type** a1

## a2

'double'

**Type** a2

## a3

'double'

**Type** a3

**as\_dict**(*self*) → dict

A helper function for YAML parsing

**comment**

unicode

**Type** comment

**copy**(*self*) → *Wilhoit*

Return a copy of the Wilhoit object.

**discrepancy**(*self*, *HeatCapacityModel other*) → double

Return some measure of how dissimilar *self* is from *other*.

The measure is arbitrary, but hopefully useful for sorting purposes. Discrepancy of 0 means they are identical

**fit\_to\_data**(*self*, *ndarray Tdata*, *ndarray Cpdata*, *double Cp0*, *double CpInf*, *double H298*, *double S298*, *double B0=500.0*)

Fit a Wilhoit model to the data points provided, allowing the characteristic temperature *B* to vary so as to improve the fit. This procedure requires an optimization, using the `fminbound` function in the `scipy.optimize` module. The data consists of a set of heat capacity points *Cpdata* in J/mol\*K at a given set of temperatures *Tdata* in K, along with the enthalpy *H298* in kJ/mol and entropy *S298* in J/mol\*K at 298 K. The linearity of the molecule, number of vibrational frequencies, and number of internal rotors (*linear*, *Nfreq*, and *Nrotors*, respectively) is used to set the limits at zero and infinite temperature.

**fit\_to\_data\_for\_constant\_b**(*self*, *ndarray Tdata*, *ndarray Cpdata*, *double Cp0*, *double CpInf*, *double H298*, *double S298*, *double B*)

Fit a Wilhoit model to the data points provided using a specified value of the characteristic temperature *B*. The data consists of a set of dimensionless heat capacity points *Cpdata* at a given set of temperatures *Tdata* in K, along with the dimensionless heat capacity at zero and infinite temperature, the dimensionless enthalpy *H298* at 298 K, and the dimensionless entropy *S298* at 298 K.

**get\_enthalpy**(*self*, *double T*) → double

Return the enthalpy in J/mol at the specified temperature *T* in K.

**get\_entropy**(*self*, *double T*) → double

Return the entropy in J/mol\*K at the specified temperature *T* in K.

**get\_free\_energy**(*self*, *double T*) → double

Return the Gibbs free energy in J/mol at the specified temperature *T* in K.

**get\_heat\_capacity**(*self*, *double T*) → double

Return the constant-pressure heat capacity in J/mol\*K at the specified temperature *T* in K.

**is\_identical\_to**(*self*, *HeatCapacityModel other*) → bool

Returns True if *self* and *other* report very similar thermo values for heat capacity, enthalpy, entropy, and free energy over a wide range of temperatures, or False otherwise.

**is\_similar\_to**(*self*, *HeatCapacityModel other*) → bool

Returns True if *self* and *other* report similar thermo values for heat capacity, enthalpy, entropy, and free energy over a wide range of temperatures, or False otherwise.

**is\_temperature\_valid**(*self*, *double T*) → bool

Return True if the temperature *T* in K is within the valid temperature range of the thermodynamic data, or False if not. If the minimum and maximum temperature are not defined, True is returned.

**label**

unicode

**Type** label

**make\_object**(*data*, *class\_dict*)

A helper function for constructing objects from a dictionary (used when loading YAML files)

**Parameters**

- **data** (*dict*) – The dictionary representation of the object
- **class\_dict** (*dict*) – A mapping of class names to the classes themselves

**Returns** None

**to\_nasa**(*self*, *double Tmin*, *double Tmax*, *double Tint*, *bool fixedTint=False*, *bool weighting=True*, *int continuity=3*) → *NASA*

Convert the Wilhoit object to a *NASA* object. You must specify the minimum and maximum temperatures of the fit *Tmin* and *Tmax* in K, as well as the intermediate temperature *Tint* in K to use as the bridge between the two fitted polynomials. The remaining parameters can be used to modify the fitting algorithm used:

- *fixedTint* - False to allow *Tint* to vary in order to improve the fit, or True to keep it fixed
- *weighting* - True to weight the fit by  $T^{-1}$  to emphasize good fit at lower temperatures, or False to not use weighting
- *continuity* - The number of continuity constraints to enforce at *Tint*:
  - 0: no constraints on continuity of  $C_p(T)$  at *Tint*
  - 1: constrain  $C_p(T)$  to be continuous at *Tint*
  - 2: constrain  $C_p(T)$  and  $\frac{dC_p}{dT}$  to be continuous at *Tint*
  - 3: constrain  $C_p(T)$ ,  $\frac{dC_p}{dT}$ , and  $\frac{d^2C_p}{dT^2}$  to be continuous at *Tint*
  - 4: constrain  $C_p(T)$ ,  $\frac{dC_p}{dT}$ ,  $\frac{d^2C_p}{dT^2}$ , and  $\frac{d^3C_p}{dT^3}$  to be continuous at *Tint*
  - 5: constrain  $C_p(T)$ ,  $\frac{dC_p}{dT}$ ,  $\frac{d^2C_p}{dT^2}$ ,  $\frac{d^3C_p}{dT^3}$ , and  $\frac{d^4C_p}{dT^4}$  to be continuous at *Tint*

Note that values of *continuity* of 5 or higher effectively constrain all the coefficients to be equal and should be equivalent to fitting only one polynomial (rather than two).

Returns the fitted *NASA* object containing the two fitted *NASAPolynomial* objects.

**to\_thermo\_data**(*self*) → *ThermoData*

Convert the Wilhoit model to a *ThermoData* object.

## rmgpy.thermo.NASA

**class** rmgpy.thermo.NASA(*polynomials=None*, *Tmin=None*, *Tmax=None*, *E0=None*, *Cp0=None*, *CpInf=None*, *label=""*, *comment=""*)

A heat capacity model based on a set of one, two, or three *NASAPolynomial* objects. The attributes are:

Attribute	Description
<i>polynomials</i>	The list of NASA polynomials to use in this model
<i>Tmin</i>	The minimum temperature in K at which the model is valid, or zero if unknown or undefined
<i>Tmax</i>	The maximum temperature in K at which the model is valid, or zero if unknown or undefined
<i>E0</i>	The energy at zero Kelvin (including zero point energy)
<i>comment</i>	Information about the model (e.g. its source)

The NASA polynomial is another representation of the heat capacity, enthalpy, and entropy using seven or nine coefficients  $\mathbf{a} = [a_{-2} a_{-1} a_0 a_1 a_2 a_3 a_4 a_5 a_6]$ . The relevant thermodynamic parameters are evaluated via the

expressions

$$\frac{C_p(T)}{R} = a_{-2}T^{-2} + a_{-1}T^{-1} + a_0 + a_1T + a_2T^2 + a_3T^3 + a_4T^4$$

$$\frac{H(T)}{RT} = -a_{-2}T^{-2} + a_{-1}T^{-1} \ln T + a_0 + \frac{1}{2}a_1T + \frac{1}{3}a_2T^2 + \frac{1}{4}a_3T^3 + \frac{1}{5}a_4T^4 + \frac{a_5}{T}$$

$$\frac{S(T)}{R} = -\frac{1}{2}a_{-2}T^{-2} - a_{-1}T^{-1} + a_0 \ln T + a_1T + \frac{1}{2}a_2T^2 + \frac{1}{3}a_3T^3 + \frac{1}{4}a_4T^4 + a_6$$

In the seven-coefficient version,  $a_{-2} = a_{-1} = 0$ .

As simple polynomial expressions, the NASA polynomial is faster to evaluate when compared to the Wilhoit model; however, it does not have the nice physical behavior of the Wilhoit representation. Often multiple NASA polynomials are used to accurately represent the thermodynamics of a system over a wide temperature range.

**Cp0**

The heat capacity at zero temperature.

**CpInf**

The heat capacity at infinite temperature.

**E0**

The ground state energy (J/mol) at zero Kelvin, including zero point energy, or `None` if not yet specified.

**Tmax**

The maximum temperature at which the model is valid, or `None` if not defined.

**Tmin**

The minimum temperature at which the model is valid, or `None` if not defined.

**as\_dict**(*self*) → dict

A helper function for YAML dumping

**change\_base\_enthalpy**(*self*, *double deltaH*) → *NASA*

Add deltaH in J/mol to the base enthalpy of formation H298 and return the modified NASA object.

**change\_base\_entropy**(*self*, *double deltaS*) → *NASA*

Add deltaS in J/molK to the base entropy of formation S298 and return the modified NASA object

**comment**

unicode

**Type** comment

**discrepancy**(*self*, *HeatCapacityModel other*) → double

Return some measure of how dissimilar *self* is from *other*.

The measure is arbitrary, but hopefully useful for sorting purposes. Discrepancy of 0 means they are identical

**get\_enthalpy**(*self*, *double T*) → double

Return the enthalpy  $H(T)$  in J/mol at the specified temperature  $T$  in K.

**get\_entropy**(*self*, *double T*) → double

Return the entropy  $S(T)$  in J/mol\*K at the specified temperature  $T$  in K.

**get\_free\_energy**(*self*, *double T*) → double

Return the Gibbs free energy  $G(T)$  in J/mol at the specified temperature  $T$  in K.

**get\_heat\_capacity**(*self*, *double T*) → double

Return the constant-pressure heat capacity  $C_p(T)$  in J/mol\*K at the specified temperature  $T$  in K.



**is\_identical\_to**(*self*, *HeatCapacityModel other*) → bool

Returns True if *self* and *other* report very similar thermo values for heat capacity, enthalpy, entropy, and free energy over a wide range of temperatures, or False otherwise.

**is\_similar\_to**(*self*, *HeatCapacityModel other*) → bool

Returns True if *self* and *other* report similar thermo values for heat capacity, enthalpy, entropy, and free energy over a wide range of temperatures, or False otherwise.

**is\_temperature\_valid**(*self*, *double T*) → bool

Return True if the temperature *T* in K is within the valid temperature range of the thermodynamic data, or False if not. If the minimum and maximum temperature are not defined, True is returned.

**label**

unicode

Type label

**make\_object**(*data*, *class\_dict*)

A helper function for constructing objects from a dictionary (used when loading YAML files)

**Parameters**

- **data** (*dict*) – The dictionary representation of the object
- **class\_dict** (*dict*) – A mapping of class names to the classes themselves

**Returns** None

**poly1**

rmgpy.thermo.nasa.NASAPolynomial

Type poly1

**poly2**

rmgpy.thermo.nasa.NASAPolynomial

Type poly2

**poly3**

rmgpy.thermo.nasa.NASAPolynomial

Type poly3

**polynomials**

The set of one, two, or three NASA polynomials.

**select\_polynomial**(*self*, *double T*) → *NASAPolynomial*

**to\_cantera**(*self*)

Return the cantera equivalent NasaPoly2 object from this NASA object.

**to\_thermo\_data**(*self*) → *ThermoData*

Convert the NASAPolynomial model to a *ThermoData* object.

If Cp0 and CpInf are omitted or 0, they are None in the returned ThermoData.

**to\_wilhoit**(*self*) → *Wilhoit*

Convert a MultiNASA object *multiNASA* to a *Wilhoit* object. You must specify the linearity of the molecule *linear*, the number of vibrational modes *Nfreq*, and the number of hindered rotor modes *Nrotors* so the algorithm can determine the appropriate heat capacity limits at zero and infinite temperature.

Here is an example of a NASA entry:

```

    entry(
index = 2,
label = "octane",
molecule =
    """
    1 C 0 {2,S}
    2 C 0 {1,S} {3,S}
    3 C 0 {2,S} {4,S}
    4 C 0 {3,S} {5,S}
    5 C 0 {4,S} {6,S}
    6 C 0 {5,S} {7,S}
    7 C 0 {6,S} {8,S}
    8 C 0 {7,S}
    """,
thermo = NASA(
    polynomials = [
        NASAPolynomial(coeffs=[1.25245480E+01,-1.01018826E-02,2.21992610E-04,-2.84863722E-07,1.
↪12410138E-10,-2.98434398E+04,-1.97109989E+01], Tmin=(200,'K'), Tmax=(1000,'K')),
        NASAPolynomial(coeffs=[2.09430708E+01,4.41691018E-02,-1.53261633E-05,2.30544803E-09,-1.
↪29765727E-13,-3.55755088E+04,-8.10637726E+01], Tmin=(1000,'K'), Tmax=(6000,'K')),
    ],
    Tmin = (200,'K'),
    Tmax = (6000,'K'),
),
reference = Reference(authors=["check on burcat"], title='burcat', year="1999", url="http://www.
↪me.berkeley.edu/gri-mech/version30/text30.html"),
referenceType = "review",
shortDesc = u"*****",
longDesc =
    u"""

    """,
)

```

### rmgpy.thermo.NASAPolynomial

**class** rmgpy.thermo.NASAPolynomial (*coeffs=None, Tmin=None, Tmax=None, E0=None, label="", comment=""*)

A heat capacity model based on the NASA polynomial. Both the seven-coefficient and nine-coefficient variations are supported. The attributes are:

Attribute	Description
<i>coeffs</i>	The seven or nine NASA polynomial coefficients
<i>Tmin</i>	The minimum temperature in K at which the model is valid, or zero if unknown or undefined
<i>Tmax</i>	The maximum temperature in K at which the model is valid, or zero if unknown or undefined
<i>E0</i>	The energy at zero Kelvin (including zero point energy)
<i>comment</i>	Information about the model (e.g. its source)

The NASA polynomial is another representation of the heat capacity, enthalpy, and entropy using seven or nine coefficients  $\mathbf{a} = [a_{-2} a_{-1} a_0 a_1 a_2 a_3 a_4 a_5 a_6]$ . The relevant thermodynamic parameters are evaluated via the expressions

$$\frac{C_p(T)}{R} = a_{-2}T^{-2} + a_{-1}T^{-1} + a_0 + a_1T + a_2T^2 + a_3T^3 + a_4T^4$$

$$\frac{H(T)}{RT} = -a_{-2}T^{-2} + a_{-1}T^{-1} \ln T + a_0 + \frac{1}{2}a_1T + \frac{1}{3}a_2T^2 + \frac{1}{4}a_3T^3 + \frac{1}{5}a_4T^4 + \frac{a_5}{T}$$

$$\frac{S(T)}{R} = -\frac{1}{2}a_{-2}T^{-2} - a_{-1}T^{-1} + a_0 \ln T + a_1T + \frac{1}{2}a_2T^2 + \frac{1}{3}a_3T^3 + \frac{1}{4}a_4T^4 + a_6$$

In the seven-coefficient version,  $a_{-2} = a_{-1} = 0$ .

As simple polynomial expressions, the NASA polynomial is faster to evaluate when compared to the Wilhoit model; however, it does not have the nice physical behavior of the Wilhoit representation. Often multiple NASA polynomials are used to accurately represent the thermodynamics of a system over a wide temperature range; the *NASA* class is available for this purpose.

**Cp0**

The heat capacity at zero temperature.

**CpInf**

The heat capacity at infinite temperature.

**E0**

The ground state energy (J/mol) at zero Kelvin, including zero point energy, or None if not yet specified.

**Tmax**

The maximum temperature at which the model is valid, or None if not defined.

**Tmin**

The minimum temperature at which the model is valid, or None if not defined.

**as\_dict**(*self*) → dict

**c0**

'double'

**Type** c0

**c1**

'double'

**Type** c1

**c2**

'double'

**Type** c2

**c3**

'double'

**Type** c3

**c4**

'double'

**Type** c4

**c5**

'double'

**Type** c5

**c6**

'double'

**Type** c6

**change\_base\_enthalpy**(*self*, double deltaH)

Add deltaH in J/mol to the base enthalpy of formation H298.

**change\_base\_entropy**(*self*, *double deltaS*)

Add deltaS in J/molK to the base entropy of formation S298.

**cm1**

'double'

**Type** cm1

**cm2**

'double'

**Type** cm2

**coeffs**

The set of seven or nine NASA polynomial coefficients.

**comment**

unicode

**Type** comment

**discrepancy**(*self*, *HeatCapacityModel other*) → double

Return some measure of how dissimilar *self* is from *other*.

The measure is arbitrary, but hopefully useful for sorting purposes. Discrepancy of 0 means they are identical

**get\_enthalpy**(*self*, *double T*) → double

Return the enthalpy in J/mol at the specified temperature *T* in K.

**get\_entropy**(*self*, *double T*) → double

Return the entropy in J/mol\*K at the specified temperature *T* in K.

**get\_free\_energy**(*self*, *double T*) → double

Return the Gibbs free energy in J/mol at the specified temperature *T* in K.

**get\_heat\_capacity**(*self*, *double T*) → double

Return the constant-pressure heat capacity in J/mol\*K at the specified temperature *T* in K.

**is\_identical\_to**(*self*, *HeatCapacityModel other*) → bool

Returns True if *self* and *other* report very similar thermo values for heat capacity, enthalpy, entropy, and free energy over a wide range of temperatures, or False otherwise.

**is\_similar\_to**(*self*, *HeatCapacityModel other*) → bool

Returns True if *self* and *other* report similar thermo values for heat capacity, enthalpy, entropy, and free energy over a wide range of temperatures, or False otherwise.

**is\_temperature\_valid**(*self*, *double T*) → bool

Return True if the temperature *T* in K is within the valid temperature range of the thermodynamic data, or False if not. If the minimum and maximum temperature are not defined, True is returned.

**label**

unicode

**Type** label

**make\_object**(*data*, *class\_dict*)

A helper function for constructing objects from a dictionary (used when loading YAML files)

**Parameters**

- **data** (*dict*) – The dictionary representation of the object
- **class\_dict** (*dict*) – A mapping of class names to the classes themselves

**Returns** None

## 1.16 RMG Exceptions (`rmgpy.exceptions`)

This module contains classes which extend Exception for usage in the RMG module

### **exception** `rmgpy.exceptions.ActionError`

An exception class for errors that occur while applying reaction recipe actions. Pass a string describing the circumstances that caused the exceptional behavior.

#### **with\_traceback()**

Exception.with\_traceback(tb) – set self.\_\_traceback\_\_ to tb and return self.

### **exception** `rmgpy.exceptions.AtomTypeError`

An exception to be raised when an error occurs while working with atom types. Pass a string describing the circumstances that caused the exceptional behavior.

#### **with\_traceback()**

Exception.with\_traceback(tb) – set self.\_\_traceback\_\_ to tb and return self.

### **exception** `rmgpy.exceptions.ChemicallySignificantEigenvaluesError`

An exception raised when the chemically significant eigenvalue method is unsuccessful for any reason. Pass a string describing the cause of the exceptional behavior.

#### **with\_traceback()**

Exception.with\_traceback(tb) – set self.\_\_traceback\_\_ to tb and return self.

### **exception** `rmgpy.exceptions.ChemkinError`

An exception class for exceptional behavior involving Chemkin files. Pass a string describing the circumstances that caused the exceptional behavior.

#### **with\_traceback()**

Exception.with\_traceback(tb) – set self.\_\_traceback\_\_ to tb and return self.

### **exception** `rmgpy.exceptions.CollisionError`

An exception class for when RMG is unable to calculate collision efficiencies for the single exponential down pressure dependent solver. Pass a string describing the circumstances that caused the exceptional behavior.

#### **with\_traceback()**

Exception.with\_traceback(tb) – set self.\_\_traceback\_\_ to tb and return self.

### **exception** `rmgpy.exceptions.CoreError`

An exception raised if there is a problem within the model core

#### **with\_traceback()**

Exception.with\_traceback(tb) – set self.\_\_traceback\_\_ to tb and return self.

### **exception** `rmgpy.exceptions.DatabaseError`

A exception that occurs when working with an RMG database. Pass a string giving specifics about the exceptional behavior.

#### **with\_traceback()**

Exception.with\_traceback(tb) – set self.\_\_traceback\_\_ to tb and return self.

### **exception** `rmgpy.exceptions.DependencyError`

An exception that occurs when an error is encountered with a dependency. Pass a string describing the circumstances that caused the exception.

#### **with\_traceback()**

Exception.with\_traceback(tb) – set self.\_\_traceback\_\_ to tb and return self.

**exception** `rmgpy.exceptions.ElementError`

An exception class for errors that occur while working with elements. Pass a string describing the circumstances that caused the exceptional behavior.

**with\_traceback()**

Exception.with\_traceback(tb) – set self.\_\_traceback\_\_ to tb and return self.

**exception** `rmgpy.exceptions.ForbiddenStructureException`

An exception passed when RMG encounters a forbidden structure. These are usually caught and the reaction that created it is ignored.

**with\_traceback()**

Exception.with\_traceback(tb) – set self.\_\_traceback\_\_ to tb and return self.

**exception** `rmgpy.exceptions.ILPSolutionError`

An exception to be raised when solving an integer linear programming problem if a solution could not be found or the solution is not valid. Can pass a string to indicate the reason that the solution is invalid.

**with\_traceback()**

Exception.with\_traceback(tb) – set self.\_\_traceback\_\_ to tb and return self.

**exception** `rmgpy.exceptions.ImplicitBenzeneError`

An exception class when encountering a group with too many implicit benzene atoms. These groups are hard to create sample molecules and hard for users to interpret. Pass a string describing the limitation.

**with\_traceback()**

Exception.with\_traceback(tb) – set self.\_\_traceback\_\_ to tb and return self.

**exception** `rmgpy.exceptions.InchiException`

An exception used when encountering a non-valid Inchi expression are encountered. Pass a string describing the error.

**with\_traceback()**

Exception.with\_traceback(tb) – set self.\_\_traceback\_\_ to tb and return self.

**exception** `rmgpy.exceptions.InputError`

An exception raised when parsing an input file for any module in RMG: mechanism generation, Arkane, conformer creation, etc. Pass a string describing the error.

**with\_traceback()**

Exception.with\_traceback(tb) – set self.\_\_traceback\_\_ to tb and return self.

**exception** `rmgpy.exceptions.InvalidActionError`

An exception to be raised when an invalid action is encountered in a reaction recipe.

**with\_traceback()**

Exception.with\_traceback(tb) – set self.\_\_traceback\_\_ to tb and return self.

**exception** `rmgpy.exceptions.InvalidAdjacencyListError`

An exception used to indicate that an RMG-style adjacency list is invalid. Pass a string describing the reason the adjacency list is invalid

**with\_traceback()**

Exception.with\_traceback(tb) – set self.\_\_traceback\_\_ to tb and return self.

**exception** `rmgpy.exceptions.InvalidMicrocanonicalRateError` (*message*, *k\_ratio=1.0*,  
*Keq\_ratio=1.0*)

Used in pressure dependence when the k(E) calculation does not give the correct kf(T) or Kc(T)

**badness()**

How bad is the error?

Returns the max of the absolute logarithmic errors of kf and Kc

**with\_traceback()**

Exception.with\_traceback(tb) – set self.\_\_traceback\_\_ to tb and return self.

**exception** `rmgpy.exceptions.KekulizationError`

An exception to be raised when encountering an error while kekulizing an aromatic molecule. Can pass a string to indicate the reason for failure.

**with\_traceback()**

Exception.with\_traceback(tb) – set self.\_\_traceback\_\_ to tb and return self.

**exception** `rmgpy.exceptions.KineticsError`

An exception class for problems with kinetics. This can be used when finding degeneracy in reaction generation, modifying KineticsData objects, or finding the kinetics of reactions. Unable Pass a string describing the problem.

**with\_traceback()**

Exception.with\_traceback(tb) – set self.\_\_traceback\_\_ to tb and return self.

**exception** `rmgpy.exceptions.ModifiedStrongCollisionError`

An exception raised when the modified strong collision method is unsuccessful for any reason. Pass a string describing the cause of the exceptional behavior.

**with\_traceback()**

Exception.with\_traceback(tb) – set self.\_\_traceback\_\_ to tb and return self.

**exception** `rmgpy.exceptions.NegativeBarrierException`

This Exception occurs when the energy barrier for a hindered Rotor is negative. This can occur if the scan or fourier fit is poor.

**with\_traceback()**

Exception.with\_traceback(tb) – set self.\_\_traceback\_\_ to tb and return self.

**exception** `rmgpy.exceptions.NetworkError`

Raised when an error occurs while working with a pressure-dependent reaction network

**with\_traceback()**

Exception.with\_traceback(tb) – set self.\_\_traceback\_\_ to tb and return self.

**exception** `rmgpy.exceptions.OutputError`

This exception is raised whenever an error occurs while saving output information. Pass a string describing the circumstances of the exceptional behavior.

**with\_traceback()**

Exception.with\_traceback(tb) – set self.\_\_traceback\_\_ to tb and return self.

**exception** `rmgpy.exceptions.PressureDependenceError`

An exception class to use when an error involving pressure dependence is encountered. Pass a string describing the circumstances of the exceptional behavior.

**with\_traceback()**

Exception.with\_traceback(tb) – set self.\_\_traceback\_\_ to tb and return self.

**exception** `rmgpy.exceptions.QuantityError`

An exception to be raised when an error occurs while working with physical quantities in RMG. Pass a string describing the circumstances of the exceptional behavior.

**with\_traceback()**

Exception.with\_traceback(tb) – set self.\_\_traceback\_\_ to tb and return self.

**exception** `rmgpy.exceptions.ReactionError`

An exception class for exceptional behavior involving Reaction objects. Pass a string describing the circumstances that caused the exceptional behavior.

**with\_traceback()**

Exception.with\_traceback(tb) – set self.\_\_traceback\_\_ to tb and return self.

**exception** `rmgpy.exceptions.ReactionPairsError`

An exception to be raised when an error occurs while working with reaction pairs.

**with\_traceback()**

Exception.with\_traceback(tb) – set self.\_\_traceback\_\_ to tb and return self.

**exception** `rmgpy.exceptions.ReservoirStateError`

An exception raised when the reservoir state method is unsuccessful for any reason. Pass a string describing the cause of the exceptional behavior.

**with\_traceback()**

Exception.with\_traceback(tb) – set self.\_\_traceback\_\_ to tb and return self.

**exception** `rmgpy.exceptions.ResonanceError`

An exception class for when RMG is unable to generate resonance structures.

**with\_traceback()**

Exception.with\_traceback(tb) – set self.\_\_traceback\_\_ to tb and return self.

**exception** `rmgpy.exceptions.SettingsError`

An exception raised when dealing with settings.

**with\_traceback()**

Exception.with\_traceback(tb) – set self.\_\_traceback\_\_ to tb and return self.

**exception** `rmgpy.exceptions.SpeciesError`

An exception class for exceptional behavior that occurs while working with chemical species. Pass a string describing the circumstances that caused the exceptional behavior.

**with\_traceback()**

Exception.with\_traceback(tb) – set self.\_\_traceback\_\_ to tb and return self.

**exception** `rmgpy.exceptions.StatmechError`

An exception used when an error occurs in estimating Statmech.

**with\_traceback()**

Exception.with\_traceback(tb) – set self.\_\_traceback\_\_ to tb and return self.

**exception** `rmgpy.exceptions.StatmechFitError`

An exception used when attempting to fit molecular degrees of freedom to heat capacity data. Pass a string describing the circumstances of the exceptional behavior.

**with\_traceback()**

Exception.with\_traceback(tb) – set self.\_\_traceback\_\_ to tb and return self.

**exception** `rmgpy.exceptions.UndeterminableKineticsError` (*reaction, message=""*)

An exception raised when attempts to estimate appropriate kinetic parameters for a chemical reaction are unsuccessful.

**with\_traceback()**

Exception.with\_traceback(tb) – set self.\_\_traceback\_\_ to tb and return self.

**exception** `rmgpy.exceptions.UnexpectedChargeError` (*graph*)

An exception class when encountering a group/molecule with unexpected charge. Currently in RMG, we never expect to see -2/+2 or greater magnitude charge, we only expect +1/-1 charges on nitrogen, oxygen, sulfur or specifically carbon monoxide/monosulfide.

Attributes: *graph* is the molecule or group object with the unexpected charge



**with\_traceback()**

Exception.with\_traceback(tb) – set self.\_\_traceback\_\_ to tb and return self.

**exception** `rmgpy.exceptions.VF2Error`

An exception raised if an error occurs within the VF2 graph isomorphism algorithm. Pass a string describing the error.

**with\_traceback()**

Exception.with\_traceback(tb) – set self.\_\_traceback\_\_ to tb and return self.



## BIBLIOGRAPHY

- [1932Wigner] E. Wigner. *Phys. Rev.* **40**, p. 749-759 (1932). doi:10.1103/PhysRev.40.749
- [1959Bell] R. P. Bell. *Trans. Faraday Soc.* **55**, p. 1-4 (1959). doi:10.1039/TF9595500001
- [Chang2000] A. Y. Chang, J. W. Bozzelli, and A. M. Dean. *Z. Phys. Chem.* **214**, p. 1533-1568 (2000). doi:10.1524/zpch.2000.214.11.1533



## PYTHON MODULE INDEX

### a

arkane, 3  
arkane.output, 5  
arkane.sensitivity, 6

### r

rmgpy.chemkin, 8  
rmgpy.constants, 11  
rmgpy.data, 11  
rmgpy.exceptions, 241  
rmgpy.kinetics, 75  
rmgpy.molecule, 97  
rmgpy.molecule.adjlist, 141  
rmgpy.molecule.converter, 139  
rmgpy.molecule.filtration, 135  
rmgpy.molecule.kekulize, 134  
rmgpy.molecule.pathfinder, 136  
rmgpy.molecule.resonance, 131  
rmgpy.molecule.translator, 139  
rmgpy.pdep, 145  
rmgpy.qm, 153  
rmgpy.quantity, 172  
rmgpy.reaction, 176  
rmgpy.rmg, 182  
rmgpy.solver, 197  
rmgpy.species, 208  
rmgpy.statmech, 212  
rmgpy.statmech.schrodinger, 226  
rmgpy.thermo, 229



## A

- A (*rmgpy.kinetics.Arrhenius attribute*), 77
- a0 (*rmgpy.thermo.Wilhoit attribute*), 233
- a1 (*rmgpy.thermo.Wilhoit attribute*), 233
- a2 (*rmgpy.thermo.Wilhoit attribute*), 233
- a3 (*rmgpy.thermo.Wilhoit attribute*), 233
- ActionError, 241
- add\_action() (*rmgpy.data.kinetics.ReactionRecipe method*), 47
- add\_allyls() (*in module rmgpy.molecule.pathfinder*), 136
- add\_atom() (*rmgpy.molecule.Group method*), 124
- add\_atom() (*rmgpy.molecule.Molecule method*), 112
- add\_atom\_labels\_for\_reaction() (*rmgpy.data.kinetics.KineticsFamily method*), 26
- add\_bond() (*rmgpy.molecule.Group method*), 124
- add\_bond() (*rmgpy.molecule.Molecule method*), 112
- add\_edge() (*rmgpy.molecule.graph.Graph method*), 100
- add\_edge() (*rmgpy.molecule.Group method*), 124
- add\_edge() (*rmgpy.molecule.Molecule method*), 112
- add\_entry() (*rmgpy.data.kinetics.KineticsFamily method*), 26
- add\_explicit\_ligands() (*rmgpy.molecule.Group method*), 124
- add\_implicit\_atoms\_from\_atomtype() (*rmgpy.molecule.Group method*), 124
- add\_implicit\_benzene() (*rmgpy.molecule.Group method*), 124
- add\_inverse\_allyls() (*in module rmgpy.molecule.pathfinder*), 136
- add\_new\_surface\_objects() (*rmgpy.rmg.model.CoreEdgeReactionModel method*), 183
- add\_path\_reaction() (*rmgpy.rmg.pdep.PDepNetwork method*), 190
- add\_reaction\_library\_to\_edge() (*rmgpy.rmg.model.CoreEdgeReactionModel method*), 183
- add\_reaction\_library\_to\_output() (*rmgpy.rmg.model.CoreEdgeReactionModel method*), 183
- add\_reaction\_to\_core() (*rmgpy.rmg.model.CoreEdgeReactionModel method*), 183
- add\_reaction\_to\_edge() (*rmgpy.rmg.model.CoreEdgeReactionModel method*), 183
- add\_reaction\_to\_unimolecular\_networks() (*rmgpy.rmg.model.CoreEdgeReactionModel method*), 183
- add\_reactions\_to\_surface() (*rmgpy.solver.LiquidReactor method*), 201
- add\_reactions\_to\_surface() (*rmgpy.solver.MBSampledReactor method*), 205
- add\_reactions\_to\_surface() (*rmgpy.solver.ReactionSystem method*), 198
- add\_reactions\_to\_surface() (*rmgpy.solver.SimpleReactor method*), 199
- add\_reactions\_to\_surface() (*rmgpy.solver.SurfaceReactor method*), 203
- add\_reverse\_attribute() (*rmgpy.data.kinetics.KineticsFamily method*), 26
- add\_rules\_from\_training() (*rmgpy.data.kinetics.KineticsFamily method*), 26
- add\_seed\_mechanism\_to\_core() (*rmgpy.rmg.model.CoreEdgeReactionModel method*), 183
- add\_species\_to\_core() (*rmgpy.rmg.model.CoreEdgeReactionModel method*), 183
- add\_species\_to\_edge() (*rmgpy.rmg.model.CoreEdgeReactionModel method*), 183
- add\_unsaturated\_bonds() (*in module rmgpy.molecule.pathfinder*), 137
- add\_vertex() (*rmgpy.molecule.graph.Graph method*), 100
- add\_vertex() (*rmgpy.molecule.Group method*), 125

- add\_vertex() (*rmgpy.molecule.Molecule* method), 112  
 adjust\_surface() (*rmgpy.rmg.model.CoreEdgeReactionModel* method), 183  
 advance() (*rmgpy.solver.LiquidReactor* method), 201  
 advance() (*rmgpy.solver.MBSampledReactor* method), 205  
 advance() (*rmgpy.solver.ReactionSystem* method), 198  
 advance() (*rmgpy.solver.SimpleReactor* method), 199  
 advance() (*rmgpy.solver.SurfaceReactor* method), 203  
 alpha (*rmgpy.kinetics.Troe* attribute), 93  
 alpha0 (*rmgpy.pdep.SingleExponentialDown* attribute), 146  
 analyze\_molecule() (in module *rmgpy.molecule.resonance*), 131  
 ancestors() (*rmgpy.data.base.Database* method), 13  
 ancestors() (*rmgpy.data.kinetics.KineticsDepository* method), 23  
 ancestors() (*rmgpy.data.kinetics.KineticsFamily* method), 26  
 ancestors() (*rmgpy.data.kinetics.KineticsGroups* method), 34  
 ancestors() (*rmgpy.data.kinetics.KineticsLibrary* method), 36  
 ancestors() (*rmgpy.data.kinetics.KineticsRules* method), 39  
 ancestors() (*rmgpy.data.statmech.StatmechDepository* method), 48  
 ancestors() (*rmgpy.data.statmech.StatmechGroups* method), 55  
 ancestors() (*rmgpy.data.statmech.StatmechLibrary* method), 58  
 ancestors() (*rmgpy.data.thermo.ThermoDepository* method), 68  
 ancestors() (*rmgpy.data.thermo.ThermoGroups* method), 70  
 ancestors() (*rmgpy.data.thermo.ThermoLibrary* method), 73  
 apply\_action() (*rmgpy.molecule.Atom* method), 108  
 apply\_action() (*rmgpy.molecule.Bond* method), 110  
 apply\_action() (*rmgpy.molecule.GroupAtom* method), 121  
 apply\_action() (*rmgpy.molecule.GroupBond* method), 123  
 apply\_chemically\_significant\_eigenvalues\_method() (in module *rmgpy.pdep.cse*), 153  
 apply\_chemically\_significant\_eigenvalues\_method() (in module *rmgpy.pdep.Network* method), 150  
 apply\_chemically\_significant\_eigenvalues\_method() (in module *rmgpy.rmg.pdep.PDepNetwork* method), 190  
 apply\_forward() (*rmgpy.data.kinetics.ReactionRecipe* method), 47  
 apply\_inverse\_laplace\_transform\_method() (in module *rmgpy.pdep.reaction*), 148  
 apply\_kinetics\_to\_reaction() (*rmgpy.rmg.model.CoreEdgeReactionModel* method), 184  
 apply\_modified\_strong\_collision\_method() (in module *rmgpy.pdep.msc*), 152  
 apply\_modified\_strong\_collision\_method() (*rmgpy.pdep.Network* method), 150  
 apply\_modified\_strong\_collision\_method() (*rmgpy.rmg.pdep.PDepNetwork* method), 190  
 apply\_recipe() (*rmgpy.data.kinetics.KineticsFamily* method), 26  
 apply\_reservoir\_state\_method() (in module *rmgpy.pdep.rs*), 153  
 apply\_reservoir\_state\_method() (*rmgpy.pdep.Network* method), 151  
 apply\_reservoir\_state\_method() (*rmgpy.rmg.pdep.PDepNetwork* method), 190  
 apply\_reverse() (*rmgpy.data.kinetics.ReactionRecipe* method), 47  
 apply\_rrkm\_theory() (in module *rmgpy.pdep.reaction*), 148  
 apply\_thermo\_to\_species() (*rmgpy.rmg.model.CoreEdgeReactionModel* method), 184  
 are\_siblings() (*rmgpy.data.base.Database* method), 13  
 are\_siblings() (*rmgpy.data.kinetics.KineticsDepository* method), 23  
 are\_siblings() (*rmgpy.data.kinetics.KineticsFamily* method), 26  
 are\_siblings() (*rmgpy.data.kinetics.KineticsGroups* method), 34  
 are\_siblings() (*rmgpy.data.kinetics.KineticsLibrary* method), 36  
 are\_siblings() (*rmgpy.data.kinetics.KineticsRules* method), 39  
 are\_siblings() (*rmgpy.data.statmech.StatmechDepository* method), 48  
 are\_siblings() (*rmgpy.data.statmech.StatmechGroups* method), 55  
 are\_siblings() (*rmgpy.data.statmech.StatmechLibrary* method), 58  
 are\_siblings() (*rmgpy.data.thermo.ThermoDepository* method), 68  
 are\_siblings() (*rmgpy.data.thermo.ThermoGroups* method), 70  
 are\_siblings() (*rmgpy.data.thermo.ThermoLibrary* method), 73  
 arkane module, 3  
 arkane.output module, 5  
 arkane.sensitivity module, 6



- AromaticBond (class in *rmgpy.molecule.kekulize*), 134  
aromaticity\_filtration() (in module *rmgpy.molecule.filtration*), 135  
AromaticRing (class in *rmgpy.molecule.kekulize*), 134  
ArrayQuantity (class in *rmgpy.quantity*), 175  
Arrhenius (class in *rmgpy.kinetics*), 77  
arrhenius (*rmgpy.kinetics.MultiArrhenius* attribute), 79  
arrhenius (*rmgpy.kinetics.MultiPDepArrhenius* attribute), 84  
arrhenius (*rmgpy.kinetics.PDepArrhenius* attribute), 82  
arrheniusHigh (*rmgpy.kinetics.Lindemann* attribute), 91  
arrheniusHigh (*rmgpy.kinetics.Troe* attribute), 93  
arrheniusLow (*rmgpy.kinetics.Lindemann* attribute), 91  
arrheniusLow (*rmgpy.kinetics.ThirdBody* attribute), 89  
arrheniusLow (*rmgpy.kinetics.Troe* attribute), 93  
as\_dict() (*rmgpy.pdep.SingleExponentialDown* method), 146  
as\_dict() (*rmgpy.quantity.ArrayQuantity* method), 175  
as\_dict() (*rmgpy.quantity.ScalarQuantity* method), 174  
as\_dict() (*rmgpy.statmech.Conformer* method), 227  
as\_dict() (*rmgpy.statmech.HarmonicOscillator* method), 222  
as\_dict() (*rmgpy.statmech.HinderedRotor* method), 224  
as\_dict() (*rmgpy.statmech.IdealGasTranslation* method), 214  
as\_dict() (*rmgpy.statmech.KRotor* method), 219  
as\_dict() (*rmgpy.statmech.LinearRotor* method), 216  
as\_dict() (*rmgpy.statmech.NonlinearRotor* method), 217  
as\_dict() (*rmgpy.statmech.SphericalTopRotor* method), 220  
as\_dict() (*rmgpy.thermo.NASA* method), 236  
as\_dict() (*rmgpy.thermo.NASAPolynomial* method), 239  
as\_dict() (*rmgpy.thermo.ThermoData* method), 230  
as\_dict() (*rmgpy.thermo.Wilhoit* method), 234  
assign\_atom\_ids() (*rmgpy.molecule.Molecule* method), 112  
Atom (class in *rmgpy.molecule*), 108  
atom\_ids\_valid() (*rmgpy.molecule.Molecule* method), 112  
atoms (*rmgpy.molecule.Group* attribute), 125  
atoms (*rmgpy.molecule.Molecule* attribute), 112  
AtomType (class in *rmgpy.molecule*), 104  
AtomTypeError, 241
- B**  
B (*rmgpy.thermo.Wilhoit* attribute), 233
- badness() (*rmgpy.exceptions.InvalidMicrocanonicalRateError* method), 242  
barrier (*rmgpy.statmech.HinderedRotor* attribute), 224  
Bond (class in *rmgpy.molecule*), 110
- C**  
c0 (*rmgpy.thermo.NASAPolynomial* attribute), 239  
c1 (*rmgpy.thermo.NASAPolynomial* attribute), 239  
c2 (*rmgpy.thermo.NASAPolynomial* attribute), 239  
c3 (*rmgpy.thermo.NASAPolynomial* attribute), 239  
c4 (*rmgpy.thermo.NASAPolynomial* attribute), 239  
c5 (*rmgpy.thermo.NASAPolynomial* attribute), 239  
c6 (*rmgpy.thermo.NASAPolynomial* attribute), 239  
calculate() (*rmgpy.qm.symmetry.SymmetryJob* method), 159  
calculate\_atom\_symmetry\_number() (in module *rmgpy.molecule.symmetry*), 143  
calculate\_axis\_symmetry\_number() (in module *rmgpy.molecule.symmetry*), 143  
calculate\_bond\_symmetry\_number() (in module *rmgpy.molecule.symmetry*), 143  
calculate\_chirality\_correction() (*rmgpy.qm.gaussian.GaussianMol* method), 160  
calculate\_chirality\_correction() (*rmgpy.qm.gaussian.GaussianMolPM3* method), 161  
calculate\_chirality\_correction() (*rmgpy.qm.gaussian.GaussianMolPM6* method), 163  
calculate\_chirality\_correction() (*rmgpy.qm.molecule.QMMolecule* method), 157  
calculate\_chirality\_correction() (*rmgpy.qm.mopac.MopacMol* method), 165  
calculate\_chirality\_correction() (*rmgpy.qm.mopac.MopacMolPM3* method), 167  
calculate\_chirality\_correction() (*rmgpy.qm.mopac.MopacMolPM6* method), 169  
calculate\_chirality\_correction() (*rmgpy.qm.mopac.MopacMolPM7* method), 170  
calculate\_coll\_limit() (*rmgpy.data.kinetics.DepositoryReaction* method), 15  
calculate\_coll\_limit() (*rmgpy.data.kinetics.LibraryReaction* method), 41  
calculate\_coll\_limit() (*rmgpy.data.kinetics.TemplateReaction* method), 60

- calculate\_coll\_limit() (*rmgpy.reaction.Reaction method*), 177  
 calculate\_coll\_limit() (*rmgpy.rmg.pdep.PDepReaction method*), 193  
 calculate\_collision\_efficiency() (*rmgpy.pdep.SingleExponentialDown method*), 146  
 calculate\_collision\_frequency() (*rmgpy.pdep.Configuration method*), 149  
 calculate\_collision\_model() (*rmgpy.pdep.Network method*), 151  
 calculate\_collision\_model() (*rmgpy.rmg.pdep.PDepNetwork method*), 190  
 calculate\_cp0() (*rmgpy.molecule.Molecule method*), 112  
 calculate\_cp0() (*rmgpy.species.Species method*), 209  
 calculate\_cpinf() (*rmgpy.molecule.Molecule method*), 112  
 calculate\_cpinf() (*rmgpy.species.Species method*), 209  
 calculate\_cyclic\_symmetry\_number() (*in module rmgpy.molecule.symmetry*), 144  
 calculate\_degeneracy() (*rmgpy.data.kinetics.KineticsFamily method*), 26  
 calculate\_densities\_of\_states() (*rmgpy.pdep.Network method*), 151  
 calculate\_densities\_of\_states() (*rmgpy.rmg.pdep.PDepNetwork method*), 190  
 calculate\_density\_of\_states() (*rmgpy.pdep.Configuration method*), 149  
 calculate\_effective\_pressure() (*rmgpy.solver.MBSampledReactor method*), 205  
 calculate\_effective\_pressure() (*rmgpy.solver.SimpleReactor method*), 199  
 calculate\_equilibrium\_ratios() (*rmgpy.pdep.Network method*), 151  
 calculate\_equilibrium\_ratios() (*rmgpy.rmg.pdep.PDepNetwork method*), 191  
 calculate\_microcanonical\_rate\_coefficient() (*in module rmgpy.pdep.reaction*), 147  
 calculate\_microcanonical\_rate\_coefficient() (*rmgpy.data.kinetics.DepositoryReaction method*), 15  
 calculate\_microcanonical\_rate\_coefficient() (*rmgpy.data.kinetics.LibraryReaction method*), 41  
 calculate\_microcanonical\_rate\_coefficient() (*rmgpy.data.kinetics.TemplateReaction method*), 60  
 calculate\_microcanonical\_rate\_coefficient() (*rmgpy.reaction.Reaction method*), 177  
 calculate\_microcanonical\_rate\_coefficient() (*rmgpy.rmg.pdep.PDepReaction method*), 193  
 calculate\_microcanonical\_rates() (*rmgpy.pdep.Network method*), 151  
 calculate\_microcanonical\_rates() (*rmgpy.rmg.pdep.PDepNetwork method*), 191  
 calculate\_symmetry\_number() (*in module rmgpy.molecule.symmetry*), 144  
 calculate\_symmetry\_number() (*rmgpy.molecule.Molecule method*), 113  
 calculate\_thermo\_data() (*rmgpy.qm.gaussian.GaussianMol method*), 160  
 calculate\_thermo\_data() (*rmgpy.qm.gaussian.GaussianMolPM3 method*), 161  
 calculate\_thermo\_data() (*rmgpy.qm.gaussian.GaussianMolPM6 method*), 163  
 calculate\_thermo\_data() (*rmgpy.qm.molecule.QMMolecule method*), 157  
 calculate\_thermo\_data() (*rmgpy.qm.mopac.MopacMol method*), 165  
 calculate\_thermo\_data() (*rmgpy.qm.mopac.MopacMolPM3 method*), 167  
 calculate\_thermo\_data() (*rmgpy.qm.mopac.MopacMolPM6 method*), 169  
 calculate\_thermo\_data() (*rmgpy.qm.mopac.MopacMolPM7 method*), 170  
 calculate\_tst\_rate\_coefficient() (*rmgpy.data.kinetics.DepositoryReaction method*), 16  
 calculate\_tst\_rate\_coefficient() (*rmgpy.data.kinetics.LibraryReaction method*), 42  
 calculate\_tst\_rate\_coefficient() (*rmgpy.data.kinetics.TemplateReaction method*), 60  
 calculate\_tst\_rate\_coefficient() (*rmgpy.reaction.Reaction method*), 178  
 calculate\_tst\_rate\_coefficient() (*rmgpy.rmg.pdep.PDepReaction method*), 193  
 calculate\_tunneling\_factor() (*rmgpy.kinetics.Eckart method*), 96  
 calculate\_tunneling\_factor()

- (*rmgpy.kinetics.Wigner method*), 95
- calculate\_tunneling\_factor()  
(*rmgpy.species.TransitionState method*), 211
- calculate\_tunneling\_function()  
(*rmgpy.kinetics.Eckart method*), 96
- calculate\_tunneling\_function()  
(*rmgpy.kinetics.Wigner method*), 95
- calculate\_tunneling\_function()  
(*rmgpy.species.TransitionState method*), 211
- can\_tst() (*rmgpy.data.kinetics.DepositoryReaction method*), 16
- can\_tst() (*rmgpy.data.kinetics.LibraryReaction method*), 42
- can\_tst() (*rmgpy.data.kinetics.TemplateReaction method*), 61
- can\_tst() (*rmgpy.reaction.Reaction method*), 178
- can\_tst() (*rmgpy.rmg.pdep.PDepReaction method*), 193
- change\_base\_enthalpy() (*rmgpy.thermo.NASA method*), 236
- change\_base\_enthalpy()  
(*rmgpy.thermo.NASAPolynomial method*), 239
- change\_base\_entropy() (*rmgpy.thermo.NASA method*), 236
- change\_base\_entropy()  
(*rmgpy.thermo.NASAPolynomial method*), 239
- change\_rate() (*rmgpy.kinetics.Arrhenius method*), 78
- change\_rate() (*rmgpy.kinetics.Chebyshev method*), 86
- change\_rate() (*rmgpy.kinetics.Lindemann method*), 91
- change\_rate() (*rmgpy.kinetics.MultiArrhenius method*), 79
- change\_rate() (*rmgpy.kinetics.MultiPDepArrhenius method*), 84
- change\_rate() (*rmgpy.kinetics.PDepArrhenius method*), 82
- change\_rate() (*rmgpy.kinetics.ThirdBody method*), 89
- change\_rate() (*rmgpy.kinetics.Troe method*), 93
- change\_t0() (*rmgpy.kinetics.Arrhenius method*), 78
- charge\_filtration() (in module *rmgpy.molecule.filtration*), 135
- Chebyshev (class in *rmgpy.kinetics*), 86
- chebyshev() (*rmgpy.kinetics.Chebyshev method*), 86
- check\_all\_set() (*rmgpy.qm.main.QMSettings method*), 155
- check\_collision\_limit\_violation()  
(*rmgpy.data.kinetics.DepositoryReaction method*), 16
- check\_collision\_limit\_violation() 42  
(*rmgpy.data.kinetics.TemplateReaction method*), 61
- check\_collision\_limit\_violation()  
(*rmgpy.reaction.Reaction method*), 178
- check\_collision\_limit\_violation()  
(*rmgpy.rmg.pdep.PDepReaction method*), 193
- check\_for\_duplicates()  
(*rmgpy.data.kinetics.KineticsLibrary method*), 36
- check\_for\_existing\_reaction()  
(*rmgpy.rmg.model.CoreEdgeReactionModel method*), 184
- check\_for\_existing\_species()  
(*rmgpy.rmg.model.CoreEdgeReactionModel method*), 184
- check\_for\_inchi\_key\_collision()  
(*rmgpy.qm.qmverifier.QMVerifier method*), 158
- check\_input() (*rmgpy.rmg.main.RMG method*), 188
- check\_libraries() (*rmgpy.rmg.main.RMG method*), 188
- check\_model() (*rmgpy.rmg.main.RMG method*), 188
- check\_paths() (*rmgpy.qm.gaussian.GaussianMol method*), 160
- check\_paths() (*rmgpy.qm.gaussian.GaussianMolPM3 method*), 162
- check\_paths() (*rmgpy.qm.gaussian.GaussianMolPM6 method*), 163
- check\_paths() (*rmgpy.qm.main.QMCalculator method*), 155
- check\_paths() (*rmgpy.qm.molecule.QMMolecule method*), 157
- check\_paths() (*rmgpy.qm.mopac.MopacMol method*), 165
- check\_paths() (*rmgpy.qm.mopac.MopacMolPM3 method*), 167
- check\_paths() (*rmgpy.qm.mopac.MopacMolPM6 method*), 169
- check\_paths() (*rmgpy.qm.mopac.MopacMolPM7 method*), 170
- check\_reactive() (in module *rmgpy.molecule.filtration*), 135
- check\_ready() (*rmgpy.qm.gaussian.GaussianMol method*), 160
- check\_ready() (*rmgpy.qm.gaussian.GaussianMolPM3 method*), 162
- check\_ready() (*rmgpy.qm.gaussian.GaussianMolPM6 method*), 163
- check\_ready() (*rmgpy.qm.main.QMCalculator method*), 155
- check\_ready() (*rmgpy.qm.molecule.QMMolecule*

- method), 157  
 check\_ready() (rmgpy.qm.mopac.MopacMol method), 165  
 check\_ready() (rmgpy.qm.mopac.MopacMolPM3 method), 167  
 check\_ready() (rmgpy.qm.mopac.MopacMolPM6 method), 169  
 check\_ready() (rmgpy.qm.mopac.MopacMolPM7 method), 170  
 ChemicallySignificantEigenvaluesError, 241  
 ChemkinError, 241  
 classify\_benzene\_carbons() (rmgpy.molecule.Group method), 125  
 clean\_tree\_groups() (rmgpy.data.kinetics.KineticsFamily method), 27  
 cleanup() (rmgpy.pdep.Configuration method), 149  
 cleanup() (rmgpy.rmg.pdep.PDepNetwork method), 191  
 clear() (rmgpy.rmg.main.RMG method), 188  
 clear\_labeled\_atoms() (rmgpy.molecule.Group method), 125  
 clear\_labeled\_atoms() (rmgpy.molecule.Molecule method), 113  
 clear\_reg\_dims() (rmgpy.molecule.Group method), 125  
 clear\_surface\_adjustments() (rmgpy.rmg.model.CoreEdgeReactionModel method), 184  
 cm1 (rmgpy.thermo.NASAPolynomial attribute), 240  
 cm2 (rmgpy.thermo.NASAPolynomial attribute), 240  
 coeffs (rmgpy.kinetics.Chebyshev attribute), 86  
 coeffs (rmgpy.thermo.NASAPolynomial attribute), 240  
 CollisionError, 241  
 comment (rmgpy.kinetics.Arrhenius attribute), 78  
 comment (rmgpy.kinetics.Chebyshev attribute), 86  
 comment (rmgpy.kinetics.KineticsData attribute), 76  
 comment (rmgpy.kinetics.Lindemann attribute), 91  
 comment (rmgpy.kinetics.MultiArrhenius attribute), 79  
 comment (rmgpy.kinetics.MultiPDepArrhenius attribute), 84  
 comment (rmgpy.kinetics.PDepArrhenius attribute), 83  
 comment (rmgpy.kinetics.PDepKineticsData attribute), 81  
 comment (rmgpy.kinetics.ThirdBody attribute), 89  
 comment (rmgpy.kinetics.Troe attribute), 93  
 comment (rmgpy.thermo.NASA attribute), 236  
 comment (rmgpy.thermo.NASAPolynomial attribute), 240  
 comment (rmgpy.thermo.ThermoData attribute), 230  
 comment (rmgpy.thermo.Wilhoit attribute), 234  
 compute\_atom\_distance() (in module rmgpy.molecule.pathfinder), 137  
 compute\_group\_additivity\_thermo() (rmgpy.data.thermo.ThermoDatabase method), 65  
 compute\_network\_variables() (rmgpy.solver.LiquidReactor method), 202  
 compute\_network\_variables() (rmgpy.solver.MBSampledReactor method), 206  
 compute\_network\_variables() (rmgpy.solver.ReactionSystem method), 198  
 compute\_network\_variables() (rmgpy.solver.SimpleReactor method), 200  
 compute\_network\_variables() (rmgpy.solver.SurfaceReactor method), 203  
 compute\_rate\_derivative() (rmgpy.solver.LiquidReactor method), 202  
 compute\_rate\_derivative() (rmgpy.solver.MBSampledReactor method), 206  
 compute\_rate\_derivative() (rmgpy.solver.ReactionSystem method), 198  
 compute\_rate\_derivative() (rmgpy.solver.SimpleReactor method), 200  
 compute\_rate\_derivative() (rmgpy.solver.SurfaceReactor method), 204  
 Configuration (class in rmgpy.pdep), 149  
 Conformer (class in rmgpy.statmech), 227  
 connect\_the\_dots() (rmgpy.molecule.Molecule method), 113  
 contains\_labeled\_atom() (rmgpy.molecule.Group method), 125  
 contains\_labeled\_atom() (rmgpy.molecule.Molecule method), 113  
 contains\_surface\_site() (rmgpy.molecule.Group method), 125  
 contains\_surface\_site() (rmgpy.molecule.Molecule method), 113  
 contains\_surface\_site() (rmgpy.species.Species method), 209  
 convert\_duplicates\_to\_multi() (rmgpy.data.kinetics.KineticsLibrary method), 36  
 convert\_initial\_keys\_to\_species\_objects() (rmgpy.solver.LiquidReactor method), 202  
 convert\_initial\_keys\_to\_species\_objects() (rmgpy.solver.MBSampledReactor method), 206  
 convert\_initial\_keys\_to\_species\_objects() (rmgpy.solver.SimpleReactor method), 200  
 convert\_initial\_keys\_to\_species\_objects() (rmgpy.solver.SurfaceReactor method), 204  
 convolve() (in module rmgpy.statmech.schrodinger), 226  
 convolve\_bs() (in module rmgpy.statmech.schrodinger), 226  
 convolve\_bssr() (in module



- rmgpy.statmech.schrodinger*), 226
- coordinates* (*rmgpy.statmech.Conformer* attribute), 227
- copy()* (*rmgpy.data.kinetics.DepositoryReaction* method), 16
- copy()* (*rmgpy.data.kinetics.LibraryReaction* method), 42
- copy()* (*rmgpy.data.kinetics.TemplateReaction* method), 61
- copy()* (*rmgpy.molecule.Atom* method), 108
- copy()* (*rmgpy.molecule.Bond* method), 110
- copy()* (*rmgpy.molecule.graph.Edge* method), 99
- copy()* (*rmgpy.molecule.graph.Graph* method), 100
- copy()* (*rmgpy.molecule.graph.Vertex* method), 99
- copy()* (*rmgpy.molecule.Group* method), 125
- copy()* (*rmgpy.molecule.GroupAtom* method), 122
- copy()* (*rmgpy.molecule.GroupBond* method), 123
- copy()* (*rmgpy.molecule.Molecule* method), 113
- copy()* (*rmgpy.quantity.ArrayQuantity* method), 175
- copy()* (*rmgpy.quantity.ScalarQuantity* method), 174
- copy()* (*rmgpy.reaction.Reaction* method), 178
- copy()* (*rmgpy.rmg.pdep.PDepReaction* method), 193
- copy()* (*rmgpy.species.Species* method), 209
- copy()* (*rmgpy.thermo.Wilhoit* method), 234
- copy\_and\_map()* (*rmgpy.molecule.graph.Graph* method), 100
- copy\_and\_map()* (*rmgpy.molecule.Group* method), 125
- copy\_and\_map()* (*rmgpy.molecule.Molecule* method), 113
- copy\_data()* (*rmgpy.data.thermo.ThermoGroups* method), 70
- CoreEdgeReactionModel* (class in *rmgpy.rmg.model*), 182
- CoreError*, 241
- correct\_binding\_energy()* (*rmgpy.data.thermo.ThermoDatabase* method), 65
- count\_aromatic\_rings()* (*rmgpy.molecule.Molecule* method), 113
- count\_bonds()* (*rmgpy.molecule.GroupAtom* method), 122
- count\_internal\_rotors()* (*rmgpy.molecule.Molecule* method), 113
- Cp0* (*rmgpy.thermo.NASA* attribute), 236
- Cp0* (*rmgpy.thermo.NASAPolynomial* attribute), 239
- Cp0* (*rmgpy.thermo.ThermoData* attribute), 230
- Cp0* (*rmgpy.thermo.Wilhoit* attribute), 233
- Cpdata* (*rmgpy.thermo.ThermoData* attribute), 230
- CpInf* (*rmgpy.thermo.NASA* attribute), 236
- CpInf* (*rmgpy.thermo.NASAPolynomial* attribute), 239
- CpInf* (*rmgpy.thermo.ThermoData* attribute), 230
- CpInf* (*rmgpy.thermo.Wilhoit* attribute), 233
- create\_and\_connect\_atom()* (*rmgpy.molecule.Group* method), 125
- create\_geometry()* (*rmgpy.qm.gaussian.GaussianMol* method), 160
- create\_geometry()* (*rmgpy.qm.gaussian.GaussianMolPM3* method), 162
- create\_geometry()* (*rmgpy.qm.gaussian.GaussianMolPM6* method), 163
- create\_geometry()* (*rmgpy.qm.molecule.QMMolecule* method), 157
- create\_geometry()* (*rmgpy.qm.mopac.MopacMol* method), 166
- create\_geometry()* (*rmgpy.qm.mopac.MopacMolPM3* method), 167
- create\_geometry()* (*rmgpy.qm.mopac.MopacMolPM6* method), 169
- create\_geometry()* (*rmgpy.qm.mopac.MopacMolPM7* method), 170
- cross\_validate()* (*rmgpy.data.kinetics.KineticsFamily* method), 27
- cross\_validate\_old()* (*rmgpy.data.kinetics.KineticsFamily* method), 27
- ## D
- Database* (class in *rmgpy.data.base*), 13
- DatabaseError*, 241
- debug\_rdkit\_mol()* (in module *rmgpy.molecule.converter*), 139
- decrement\_lone\_pairs()* (*rmgpy.molecule.Atom* method), 108
- decrement\_order()* (*rmgpy.molecule.Bond* method), 110
- decrement\_radical()* (*rmgpy.molecule.Atom* method), 108
- degeneracy* (*rmgpy.data.kinetics.DepositoryReaction* attribute), 16
- degeneracy* (*rmgpy.data.kinetics.LibraryReaction* attribute), 42
- degeneracy* (*rmgpy.data.kinetics.TemplateReaction* attribute), 61
- degeneracy* (*rmgpy.reaction.Reaction* attribute), 178
- degeneracy* (*rmgpy.rmg.pdep.PDepReaction* attribute), 193
- degreeP* (*rmgpy.kinetics.Chebyshev* attribute), 87
- degreeT* (*rmgpy.kinetics.Chebyshev* attribute), 87
- delete\_hydrogens()* (*rmgpy.molecule.Molecule* method), 113
- DependencyError*, 241
- DepositoryReaction* (class in *rmgpy.data.kinetics*), 15
- descend\_tree()* (*rmgpy.data.base.Database* method), 13
- descend\_tree()* (*rmgpy.data.kinetics.KineticsDepository* method), 23

descend\_tree() (*rmgpy.data.kinetics.KineticsFamily* method), 27  
 descend\_tree() (*rmgpy.data.kinetics.KineticsGroups* method), 34  
 descend\_tree() (*rmgpy.data.kinetics.KineticsLibrary* method), 37  
 descend\_tree() (*rmgpy.data.kinetics.KineticsRules* method), 39  
 descend\_tree() (*rmgpy.data.statmech.StatmechDepository* method), 48  
 descend\_tree() (*rmgpy.data.statmech.StatmechGroups* method), 55  
 descend\_tree() (*rmgpy.data.statmech.StatmechLibrary* method), 58  
 descend\_tree() (*rmgpy.data.thermo.ThermoDepository* method), 68  
 descend\_tree() (*rmgpy.data.thermo.ThermoGroups* method), 70  
 descend\_tree() (*rmgpy.data.thermo.ThermoLibrary* method), 73  
 descendants() (*rmgpy.data.base.Database* method), 13  
 descendants() (*rmgpy.data.kinetics.KineticsDepository* method), 23  
 descendants() (*rmgpy.data.kinetics.KineticsFamily* method), 27  
 descendants() (*rmgpy.data.kinetics.KineticsGroups* method), 34  
 descendants() (*rmgpy.data.kinetics.KineticsLibrary* method), 37  
 descendants() (*rmgpy.data.kinetics.KineticsRules* method), 39  
 descendants() (*rmgpy.data.statmech.StatmechDepository* method), 49  
 descendants() (*rmgpy.data.statmech.StatmechGroups* method), 55  
 descendants() (*rmgpy.data.statmech.StatmechLibrary* method), 58  
 descendants() (*rmgpy.data.thermo.ThermoDepository* method), 68  
 descendants() (*rmgpy.data.thermo.ThermoGroups* method), 71  
 descendants() (*rmgpy.data.thermo.ThermoLibrary* method), 73  
 determine\_point\_group() (*rmgpy.qm.gaussian.GaussianMol* method), 160  
 determine\_point\_group() (*rmgpy.qm.gaussian.GaussianMolPM3* method), 162  
 determine\_point\_group() (*rmgpy.qm.gaussian.GaussianMolPM6* method), 163  
 determine\_point\_group() (*rmgpy.qm.molecule.QMMolecule* method), 157  
 determine\_point\_group() (*rmgpy.qm.mopac.MopacMol* method), 166  
 determine\_point\_group() (*rmgpy.qm.mopac.MopacMolPM3* method), 167  
 determine\_point\_group() (*rmgpy.qm.mopac.MopacMolPM6* method), 169  
 determine\_point\_group() (*rmgpy.qm.mopac.MopacMolPM7* method), 170  
 DirectFit (*class in rmgpy.data.statmechfit*), 52  
 discrepancy() (*rmgpy.kinetics.Arrhenius* method), 78  
 discrepancy() (*rmgpy.kinetics.Chebyshev* method), 87  
 discrepancy() (*rmgpy.kinetics.KineticsData* method), 76  
 discrepancy() (*rmgpy.kinetics.Lindemann* method), 91  
 discrepancy() (*rmgpy.kinetics.MultiArrhenius* method), 79  
 discrepancy() (*rmgpy.kinetics.MultiPDepArrhenius* method), 84  
 discrepancy() (*rmgpy.kinetics.PDepArrhenius* method), 83  
 discrepancy() (*rmgpy.kinetics.PDepKineticsData* method), 81  
 discrepancy() (*rmgpy.kinetics.ThirdBody* method), 89  
 discrepancy() (*rmgpy.kinetics.Troe* method), 94  
 discrepancy() (*rmgpy.thermo.NASA* method), 236  
 discrepancy() (*rmgpy.thermo.NASAPolynomial* method), 240  
 discrepancy() (*rmgpy.thermo.ThermoData* method), 230  
 discrepancy() (*rmgpy.thermo.Wilhoit* method), 234  
 distribute\_tree\_distances() (*rmgpy.data.kinetics.KineticsFamily* method), 27  
 draw() (*rmgpy.data.kinetics.DepositoryReaction* method), 16  
 draw() (*rmgpy.data.kinetics.LibraryReaction* method), 42  
 draw() (*rmgpy.data.kinetics.TemplateReaction* method), 61  
 draw() (*rmgpy.molecule.draw.MoleculeDrawer* method), 144  
 draw() (*rmgpy.molecule.draw.ReactionDrawer* method), 144  
 draw() (*rmgpy.molecule.Group* method), 125  
 draw() (*rmgpy.molecule.Molecule* method), 113  
 draw() (*rmgpy.reaction.Reaction* method), 178  
 draw() (*rmgpy.rmg.pdep.PDepReaction* method), 193

## E

- `E0` (*rmgpy.pdep.Configuration* attribute), 149
- `E0` (*rmgpy.statmech.Conformer* attribute), 227
- `E0` (*rmgpy.thermo.NASA* attribute), 236
- `E0` (*rmgpy.thermo.NASAPolynomial* attribute), 239
- `E0` (*rmgpy.thermo.ThermoData* attribute), 230
- `E0` (*rmgpy.thermo.Wilhoit* attribute), 233
- `E0_prod` (*rmgpy.kinetics.Eckart* attribute), 96
- `E0_reac` (*rmgpy.kinetics.Eckart* attribute), 96
- `E0_TS` (*rmgpy.kinetics.Eckart* attribute), 96
- `Ea` (*rmgpy.kinetics.Arrhenius* attribute), 77
- `Eckart` (class in *rmgpy.kinetics*), 95
- `Edge` (class in *rmgpy.molecule.graph*), 99
- `efficiencies` (*rmgpy.kinetics.Chebyshev* attribute), 87
- `efficiencies` (*rmgpy.kinetics.Lindemann* attribute), 91
- `efficiencies` (*rmgpy.kinetics.MultiPDepArrhenius* attribute), 84
- `efficiencies` (*rmgpy.kinetics.PDepArrhenius* attribute), 83
- `efficiencies` (*rmgpy.kinetics.PDepKineticsData* attribute), 81
- `efficiencies` (*rmgpy.kinetics.ThirdBody* attribute), 89
- `efficiencies` (*rmgpy.kinetics.Troe* attribute), 94
- `Element` (class in *rmgpy.molecule*), 103
- `ElementError`, 241
- `energies` (*rmgpy.statmech.HinderedRotor* attribute), 224
- `enlarge()` (*rmgpy.rmg.model.CoreEdgeReactionModel* method), 184
- `ensure_species()` (*rmgpy.data.kinetics.DepositoryReaction* method), 16
- `ensure_species()` (*rmgpy.data.kinetics.LibraryReaction* method), 42
- `ensure_species()` (*rmgpy.data.kinetics.TemplateReaction* method), 61
- `ensure_species()` (*rmgpy.reaction.Reaction* method), 178
- `ensure_species()` (*rmgpy.rmg.pdep.PDepReaction* method), 194
- `Entry` (class in *rmgpy.data.base*), 20
- `enumerate_bonds()` (*rmgpy.molecule.Molecule* method), 113
- `equals()` (*rmgpy.quantity.ArrayQuantity* method), 175
- `equals()` (*rmgpy.quantity.ScalarQuantity* method), 174
- `equivalent()` (*rmgpy.molecule.Atom* method), 108
- `equivalent()` (*rmgpy.molecule.AtomType* method), 104
- `equivalent()` (*rmgpy.molecule.Bond* method), 110
- `equivalent()` (*rmgpy.molecule.graph.Edge* method), 99
- `equivalent()` (*rmgpy.molecule.graph.Vertex* method), 99
- `equivalent()` (*rmgpy.molecule.GroupAtom* method), 122
- `equivalent()` (*rmgpy.molecule.GroupBond* method), 123
- `estimate_kinetics()` (*rmgpy.data.kinetics.KineticsRules* method), 39
- `estimate_kinetics_using_group_additivity()` (*rmgpy.data.kinetics.KineticsFamily* method), 27
- `estimate_kinetics_using_group_additivity()` (*rmgpy.data.kinetics.KineticsGroups* method), 34
- `estimate_kinetics_using_rate_rules()` (*rmgpy.data.kinetics.KineticsFamily* method), 27
- `estimate_radical_thermo_via_hbi()` (*rmgpy.data.thermo.ThermoDatabase* method), 65
- `estimate_thermo_via_group_additivity()` (*rmgpy.data.thermo.ThermoDatabase* method), 65
- `eval_ext()` (*rmgpy.data.kinetics.KineticsFamily* method), 27
- `evaluate()` (*rmgpy.data.statmechfit.DirectFit* method), 52
- `evaluate()` (*rmgpy.data.statmechfit.PseudoFit* method), 54
- `evaluate()` (*rmgpy.data.statmechfit.PseudoRotorFit* method), 53
- `execute()` (*arkane.sensitivity.KineticsSensitivity* method), 7
- `execute()` (*arkane.sensitivity.PDepSensitivity* method), 7
- `execute()` (*rmgpy.rmg.main.RMG* method), 188
- `explore_isomer()` (*rmgpy.rmg.pdep.PDepNetwork* method), 191
- `extend_node()` (*rmgpy.data.kinetics.KineticsFamily* method), 27
- `extract_source_from_comments()` (*rmgpy.data.kinetics.KineticsDatabase* method), 21
- `extract_source_from_comments()` (*rmgpy.data.kinetics.KineticsFamily* method), 27
- `extract_source_from_comments()` (*rmgpy.data.thermo.ThermoDatabase* method), 65

## F

- `failureKeys` (*rmgpy.qm.gaussian.Gaussian* attribute), 159
- `failureKeys` (*rmgpy.qm.mopac.Mopac* attribute), 165
- `feasible()` (*rmgpy.molecule.vf2.VF2* method), 103
- `fill_rules_by_averaging_up()` (*rmgpy.data.kinetics.KineticsFamily* method), 28

fill\_rules\_by\_averaging\_up() (*rmgpy.data.kinetics.KineticsRules method*), 39  
 filter\_structures() (*in module rmgpy.molecule.filtration*), 136  
 find\_adj\_lone\_pair\_multiple\_bond\_delocalization\_paths() (*in module rmgpy.molecule.pathfinder*), 137  
 find\_adj\_lone\_pair\_radical\_delocalization\_paths() (*in module rmgpy.molecule.pathfinder*), 137  
 find\_adj\_lone\_pair\_radical\_multiple\_bond\_delocalization\_paths() (*in module rmgpy.molecule.pathfinder*), 138  
 find\_allyl\_delocalization\_paths() (*in module rmgpy.molecule.pathfinder*), 138  
 find\_allyl\_end\_with\_charge() (*in module rmgpy.molecule.pathfinder*), 138  
 find\_butadiene() (*in module rmgpy.molecule.pathfinder*), 138  
 find\_butadiene\_end\_with\_charge() (*in module rmgpy.molecule.pathfinder*), 138  
 find\_h\_bonds() (*rmgpy.molecule.Molecule method*), 113  
 find\_isomorphism() (*rmgpy.molecule.graph.Graph method*), 100  
 find\_isomorphism() (*rmgpy.molecule.Group method*), 126  
 find\_isomorphism() (*rmgpy.molecule.Molecule method*), 113  
 find\_isomorphism() (*rmgpy.molecule.vf2.VF2 method*), 103  
 find\_lone\_pair\_multiple\_bond\_paths() (*in module rmgpy.molecule.pathfinder*), 138  
 find\_N5dc\_radical\_delocalization\_paths() (*in module rmgpy.molecule.pathfinder*), 137  
 find\_subgraph\_isomorphisms() (*rmgpy.molecule.graph.Graph method*), 100  
 find\_subgraph\_isomorphisms() (*rmgpy.molecule.Group method*), 126  
 find\_subgraph\_isomorphisms() (*rmgpy.molecule.Molecule method*), 114  
 find\_subgraph\_isomorphisms() (*rmgpy.molecule.vf2.VF2 method*), 103  
 find\_unique\_sites\_in\_charged\_list() (*in module rmgpy.molecule.filtration*), 136  
 fingerprint (*rmgpy.molecule.Molecule attribute*), 114  
 fingerprint (*rmgpy.species.Species attribute*), 209  
 finish() (*rmgpy.rmg.main.RMG method*), 188  
 fit\_cosine\_potential\_to\_data() (*rmgpy.statmech.HinderedRotor method*), 224  
 fit\_fourier\_potential\_to\_data() (*rmgpy.statmech.HinderedRotor method*), 224  
 fit\_statmech\_direct() (*in module rmgpy.data.statmechfit*), 51  
 fit\_statmech\_pseudo() (*in module rmgpy.data.statmechfit*), 51  
 fit\_statmech\_pseudo\_rotors() (*in module rmgpy.data.statmechfit*), 51  
 fit\_statmech\_to\_heat\_capacity() (*in module rmgpy.data.statmechfit*), 51  
 fit\_to\_data() (*rmgpy.kinetics.Arrhenius method*), 78  
 fit\_to\_data() (*rmgpy.kinetics.Chebyshev method*), 87  
 fit\_to\_data(paths) (*rmgpy.kinetics.PDepArrhenius method*), 83  
 fit\_to\_data() (*rmgpy.thermo.Wilhoit method*), 234  
 fit\_to\_data\_for\_constant\_b() (*rmgpy.thermo.Wilhoit method*), 234  
 fix\_barrier\_height() (*rmgpy.data.kinetics.DepositoryReaction method*), 16  
 fix\_barrier\_height() (*rmgpy.data.kinetics.LibraryReaction method*), 42  
 fix\_barrier\_height() (*rmgpy.data.kinetics.TemplateReaction method*), 61  
 fix\_barrier\_height() (*rmgpy.reaction.Reaction method*), 178  
 fix\_barrier\_height() (*rmgpy.rmg.pdep.PDepReaction method*), 194  
 fix\_diffusion\_limited\_a\_factor() (*rmgpy.data.kinetics.DepositoryReaction method*), 17  
 fix\_diffusion\_limited\_a\_factor() (*rmgpy.data.kinetics.LibraryReaction method*), 42  
 fix\_diffusion\_limited\_a\_factor() (*rmgpy.data.kinetics.TemplateReaction method*), 61  
 fix\_diffusion\_limited\_a\_factor() (*rmgpy.reaction.Reaction method*), 178  
 fix\_diffusion\_limited\_a\_factor() (*rmgpy.rmg.pdep.PDepReaction method*), 194  
 ForbiddenStructureException, 242  
 fourier (*rmgpy.statmech.HinderedRotor attribute*), 224  
 frequencies (*rmgpy.statmech.HarmonicOscillator attribute*), 222  
 frequency (*rmgpy.kinetics.Eckart attribute*), 97  
 frequency (*rmgpy.kinetics.Wigner attribute*), 95  
 frequency (*rmgpy.species.TransitionState attribute*), 211  
 frequency (*rmgpy.statmech.HinderedRotor attribute*), 224  
 from\_adjacency\_list() (*in module rmgpy.molecule.adjlist*), 143  
 from\_adjacency\_list() (*rmgpy.molecule.Group*



- method), 126
- from\_adjacency\_list() (*rmgpy.molecule.Molecule method*), 114
- from\_adjacency\_list() (*rmgpy.species.Species method*), 209
- from\_augmented\_inchi() (*in module rmgpy.molecule.translator*), 139
- from\_augmented\_inchi() (*rmgpy.molecule.Molecule method*), 114
- from\_inchi() (*in module rmgpy.molecule.translator*), 140
- from\_inchi() (*rmgpy.molecule.Molecule method*), 114
- from\_ob\_mol() (*in module rmgpy.molecule.converter*), 139
- from\_rdkit\_mol() (*in module rmgpy.molecule.converter*), 139
- from\_smarts() (*in module rmgpy.molecule.translator*), 140
- from\_smarts() (*rmgpy.molecule.Molecule method*), 114
- from\_smiles() (*in module rmgpy.molecule.translator*), 140
- from\_smiles() (*rmgpy.molecule.Molecule method*), 114
- from\_smiles() (*rmgpy.species.Species method*), 209
- from\_xyz() (*rmgpy.molecule.Molecule method*), 114
- ## G
- Gaussian (*class in rmgpy.qm.gaussian*), 159
- GaussianMol (*class in rmgpy.qm.gaussian*), 160
- GaussianMolPM3 (*class in rmgpy.qm.gaussian*), 161
- GaussianMolPM6 (*class in rmgpy.qm.gaussian*), 163
- generate\_3d\_ts() (*rmgpy.data.kinetics.DepositoryReaction method*), 17
- generate\_3d\_ts() (*rmgpy.data.kinetics.LibraryReaction method*), 43
- generate\_3d\_ts() (*rmgpy.data.kinetics.TemplateReaction method*), 61
- generate\_3d\_ts() (*rmgpy.reaction.Reaction method*), 179
- generate\_3d\_ts() (*rmgpy.rmg.pdep.PDepReaction method*), 194
- generate\_adj\_lone\_pair\_multiple\_bond\_resonance\_structures() (*in module rmgpy.molecule.resonance*), 131
- generate\_adj\_lone\_pair\_radical\_multiple\_bond\_resonance\_structures() (*in module rmgpy.molecule.resonance*), 131
- generate\_adj\_lone\_pair\_radical\_resonance\_structures() (*in module rmgpy.molecule.resonance*), 132
- generate\_allyl\_delocalization\_resonance\_structures() (*in module rmgpy.molecule.resonance*), 132
- generate\_aromatic\_resonance\_structure() (*in module rmgpy.molecule.resonance*), 132
- generate\_aryne\_resonance\_structures() (*in module rmgpy.molecule.resonance*), 132
- generate\_cantera\_files() (*rmgpy.rmg.main.RMG method*), 188
- generate\_clar\_structures() (*in module rmgpy.molecule.resonance*), 132
- generate\_collision\_matrix() (*rmgpy.pdep.Configuration method*), 149
- generate\_collision\_matrix() (*rmgpy.pdep.SingleExponentialDown method*), 147
- generate\_energy\_transfer\_model() (*rmgpy.species.Species method*), 209
- generate\_frequencies() (*rmgpy.data.statmech.GroupFrequencies method*), 21
- generate\_full\_me\_matrix() (*in module rmgpy.pdep.me*), 152
- generate\_group\_additivity\_values() (*rmgpy.data.kinetics.KineticsGroups method*), 34
- generate\_h\_bonded\_structures() (*rmgpy.molecule.Molecule method*), 114
- generate\_high\_p\_limit\_kinetics() (*rmgpy.data.kinetics.DepositoryReaction method*), 17
- generate\_high\_p\_limit\_kinetics() (*rmgpy.data.kinetics.LibraryReaction method*), 43
- generate\_high\_p\_limit\_kinetics() (*rmgpy.data.kinetics.TemplateReaction method*), 61
- generate\_high\_p\_limit\_kinetics() (*rmgpy.reaction.Reaction method*), 179
- generate\_high\_p\_limit\_kinetics() (*rmgpy.rmg.pdep.PDepReaction method*), 194
- generate\_isomorphic\_resonance\_structures() (*in module rmgpy.molecule.resonance*), 132
- generate\_kekule\_structure() (*in module rmgpy.molecule.resonance*), 132
- generate\_kinetics() (*rmgpy.rmg.model.CoreEdgeReactionModel method*), 184
- generate\_lone\_pair\_multiple\_bond\_resonance\_structures() (*in module rmgpy.molecule.resonance*), 133
- generate\_n5dc\_radical\_resonance\_structures() (*in module rmgpy.molecule.resonance*), 131
- generate\_old\_library\_entry() (*rmgpy.data.statmech.StatmechGroups method*), 55
- generate\_old\_library\_entry() (*rmgpy.data.statmech.StatmechLibrary method*), 58
- generate\_old\_library\_entry() (*rmgpy.data.thermo.ThermoGroups method*),

71  
 generate\_old\_library\_entry() (rmgpy.data.thermo.ThermoLibrary method), 73  
 generate\_old\_tree() (rmgpy.data.base.Database method), 13  
 generate\_old\_tree() (rmgpy.data.kinetics.KineticsDepository method), 23  
 generate\_old\_tree() (rmgpy.data.kinetics.KineticsFamily method), 28  
 generate\_old\_tree() (rmgpy.data.kinetics.KineticsGroups method), 34  
 generate\_old\_tree() (rmgpy.data.kinetics.KineticsLibrary method), 37  
 generate\_old\_tree() (rmgpy.data.kinetics.KineticsRules method), 39  
 generate\_old\_tree() (rmgpy.data.statmech.StatmechDepository method), 49  
 generate\_old\_tree() (rmgpy.data.statmech.StatmechGroups method), 55  
 generate\_old\_tree() (rmgpy.data.statmech.StatmechLibrary method), 58  
 generate\_old\_tree() (rmgpy.data.thermo.ThermoDepository method), 68  
 generate\_old\_tree() (rmgpy.data.thermo.ThermoGroups method), 71  
 generate\_old\_tree() (rmgpy.data.thermo.ThermoLibrary method), 73  
 generate\_optimal\_aromatic\_resonance\_structures() (in module rmgpy.molecule.resonance), 133  
 generate\_pairs() (rmgpy.data.kinetics.DepositoryReaction method), 17  
 generate\_pairs() (rmgpy.data.kinetics.LibraryReaction method), 43  
 generate\_pairs() (rmgpy.data.kinetics.TemplateReaction method), 62  
 generate\_pairs() (rmgpy.reaction.Reaction method), 179  
 generate\_pairs() (rmgpy.rmg.pdep.PDepReaction method), 194  
 generate\_product\_template() (rmgpy.data.kinetics.KineticsFamily method), 28  
 generate\_qm\_data() (rmgpy.qm.gaussian.GaussianMol method), 160  
 generate\_qm\_data() (rmgpy.qm.gaussian.GaussianMolPM3 method), 162  
 generate\_qm\_data() (rmgpy.qm.gaussian.GaussianMolPM6 method), 163  
 generate\_qm\_data() (rmgpy.qm.molecule.QMMolecule method), 157  
 generate\_qm\_data() (rmgpy.qm.mopac.MopacMol method), 166  
 generate\_qm\_data() (rmgpy.qm.mopac.MopacMolPM3 method), 167  
 generate\_qm\_data() (rmgpy.qm.mopac.MopacMolPM6 method), 169  
 generate\_qm\_data() (rmgpy.qm.mopac.MopacMolPM7 method), 171  
 generate\_rate\_coefficients() (rmgpy.solver.LiquidReactor method), 202  
 generate\_rate\_coefficients() (rmgpy.solver.MBSampledReactor method), 206  
 generate\_rate\_coefficients() (rmgpy.solver.SimpleReactor method), 200  
 generate\_rate\_coefficients() (rmgpy.solver.SurfaceReactor method), 204  
 generate\_rdkit\_geometries() (rmgpy.qm.molecule.Geometry method), 156  
 generate\_reactant\_product\_indices() (rmgpy.solver.LiquidReactor method), 202  
 generate\_reactant\_product\_indices() (rmgpy.solver.MBSampledReactor method), 206  
 generate\_reactant\_product\_indices() (rmgpy.solver.ReactionSystem method), 198  
 generate\_reactant\_product\_indices() (rmgpy.solver.SimpleReactor method), 200  
 generate\_reactant\_product\_indices() (rmgpy.solver.SurfaceReactor method), 204  
 generate\_reaction\_indices() (rmgpy.solver.LiquidReactor method), 202  
 generate\_reaction\_indices() (rmgpy.solver.MBSampledReactor method), 206  
 generate\_reaction\_indices() (rmgpy.solver.ReactionSystem method), 198  
 generate\_reaction\_indices() (rmgpy.solver.SimpleReactor method), 200  
 generate\_reaction\_indices() (rmgpy.solver.SurfaceReactor method), 204  
 generate\_reactions() (rmgpy.data.kinetics.KineticsDatabase method), 21  
 generate\_reactions() (rmgpy.data.kinetics.KineticsFamily method),

- 28
- `generate_reactions_from_families()`  
(*rmgpy.data.kinetics.KineticsDatabase* method), 21
- `generate_reactions_from_libraries()`  
(*rmgpy.data.kinetics.KineticsDatabase* method), 21
- `generate_reactions_from_library()`  
(*rmgpy.data.kinetics.KineticsDatabase* method), 21
- `generate_resonance_structures()` (in module *rmgpy.molecule.resonance*), 133
- `generate_resonance_structures()`  
(*rmgpy.molecule.Molecule* method), 114
- `generate_resonance_structures()`  
(*rmgpy.species.Species* method), 209
- `generate_reverse_rate_coefficient()`  
(*rmgpy.data.kinetics.DepositoryReaction* method), 17
- `generate_reverse_rate_coefficient()`  
(*rmgpy.data.kinetics.LibraryReaction* method), 43
- `generate_reverse_rate_coefficient()`  
(*rmgpy.data.kinetics.TemplateReaction* method), 62
- `generate_reverse_rate_coefficient()`  
(*rmgpy.reaction.Reaction* method), 179
- `generate_reverse_rate_coefficient()`  
(*rmgpy.rmg.pdep.PDepReaction* method), 194
- `generate_species_indices()`  
(*rmgpy.solver.LiquidReactor* method), 202
- `generate_species_indices()`  
(*rmgpy.solver.MBSampledReactor* method), 206
- `generate_species_indices()`  
(*rmgpy.solver.ReactionSystem* method), 198
- `generate_species_indices()`  
(*rmgpy.solver.SimpleReactor* method), 200
- `generate_species_indices()`  
(*rmgpy.solver.SurfaceReactor* method), 204
- `generate_statmech()` (*rmgpy.species.Species* method), 209
- `generate_thermo()` (*rmgpy.rmg.model.CoreEdgeReactionModel* method), 184
- `generate_thermo_data()`  
(*rmgpy.qm.gaussian.GaussianMol* method), 160
- `generate_thermo_data()`  
(*rmgpy.qm.gaussian.GaussianMolPM3* method), 162
- `generate_thermo_data()`  
(*rmgpy.qm.gaussian.GaussianMolPM6* method), 163
- `generate_thermo_data()`  
(*rmgpy.qm.molecule.QMMolecule* method), 157
- `generate_thermo_data()`  
(*rmgpy.qm.mopac.MopacMol* method), 166
- `generate_thermo_data()`  
(*rmgpy.qm.mopac.MopacMolPM3* method), 167
- `generate_thermo_data()`  
(*rmgpy.qm.mopac.MopacMolPM6* method), 169
- `generate_thermo_data()`  
(*rmgpy.qm.mopac.MopacMolPM7* method), 171
- `generate_transport_data()` (*rmgpy.species.Species* method), 209
- `generate_tree()` (*rmgpy.data.kinetics.KineticsFamily* method), 28
- `generic_visit()` (*arkane.output.PrettifyVisitor* method), 5
- Geometry (class in *rmgpy.qm.molecule*), 156
- `get_active_modes()` (*rmgpy.statmech.Conformer* method), 227
- `get_all_cycles()` (*rmgpy.molecule.graph.Graph* method), 100
- `get_all_cycles()` (*rmgpy.molecule.Group* method), 126
- `get_all_cycles()` (*rmgpy.molecule.Molecule* method), 115
- `get_all_cycles_of_size()`  
(*rmgpy.molecule.graph.Graph* method), 100
- `get_all_cycles_of_size()` (*rmgpy.molecule.Group* method), 126
- `get_all_cycles_of_size()`  
(*rmgpy.molecule.Molecule* method), 115
- `get_all_cyclic_vertices()`  
(*rmgpy.molecule.graph.Graph* method), 100
- `get_all_cyclic_vertices()`  
(*rmgpy.molecule.Group* method), 126
- `get_all_cyclic_vertices()`  
(*rmgpy.molecule.Molecule* method), 115
- `get_all_descendants()` (*rmgpy.data.base.Entry* method), 20
- `get_all_edges()` (*rmgpy.molecule.graph.Graph* method), 100
- `get_all_edges()` (*rmgpy.molecule.Group* method), 126
- `get_all_edges()` (*rmgpy.molecule.Molecule* method), 115
- `get_all_labeled_atoms()` (*rmgpy.molecule.Group* method), 126
- `get_all_labeled_atoms()`

(*rmgpy.molecule.Molecule method*), 115  
 get\_all\_polycyclic\_vertices() (*rmgpy.molecule.graph.Graph method*), 100  
 get\_all\_polycyclic\_vertices() (*rmgpy.molecule.Group method*), 126  
 get\_all\_polycyclic\_vertices() (*rmgpy.molecule.Molecule method*), 115  
 get\_all\_rules() (*rmgpy.data.kinetics.KineticsRules method*), 39  
 get\_all\_simple\_cycles\_of\_size() (*rmgpy.molecule.graph.Graph method*), 101  
 get\_all\_simple\_cycles\_of\_size() (*rmgpy.molecule.Group method*), 126  
 get\_all\_simple\_cycles\_of\_size() (*rmgpy.molecule.Molecule method*), 115  
 get\_all\_species() (*rmgpy.pdep.Network method*), 151  
 get\_all\_species() (*rmgpy.rmg.pdep.PDepNetwork method*), 191  
 get\_all\_thermo\_data() (*rmgpy.data.thermo.ThermoDatabase method*), 65  
 get\_alpha() (*rmgpy.pdep.SingleExponentialDown method*), 147  
 get\_aromatic\_rings() (*rmgpy.molecule.Molecule method*), 115  
 get\_atomtype() (*in module rmgpy.molecule*), 105  
 get\_augmented\_inchi\_key() (*rmgpy.qm.gaussian.GaussianMol method*), 160  
 get\_augmented\_inchi\_key() (*rmgpy.qm.gaussian.GaussianMolPM3 method*), 162  
 get\_augmented\_inchi\_key() (*rmgpy.qm.gaussian.GaussianMolPM6 method*), 164  
 get\_augmented\_inchi\_key() (*rmgpy.qm.molecule.QMMolecule method*), 157  
 get\_augmented\_inchi\_key() (*rmgpy.qm.mopac.MopacMol method*), 166  
 get\_augmented\_inchi\_key() (*rmgpy.qm.mopac.MopacMolPM3 method*), 167  
 get\_augmented\_inchi\_key() (*rmgpy.qm.mopac.MopacMolPM6 method*), 169  
 get\_augmented\_inchi\_key() (*rmgpy.qm.mopac.MopacMolPM7 method*), 171  
 get\_backbone\_roots() (*rmgpy.data.kinetics.KineticsFamily method*), 29  
 get\_bde() (*rmgpy.molecule.Bond method*), 110  
 get\_bond() (*rmgpy.molecule.Group method*), 126  
 get\_bond() (*rmgpy.molecule.Molecule method*), 115  
 get\_bond\_string() (*rmgpy.molecule.Bond method*), 110  
 get\_bonds() (*rmgpy.molecule.Group method*), 126  
 get\_bonds() (*rmgpy.molecule.Molecule method*), 115  
 get\_cantera\_efficiencies() (*rmgpy.kinetics.Chebyshev method*), 87  
 get\_cantera\_efficiencies() (*rmgpy.kinetics.Lindemann method*), 91  
 get\_cantera\_efficiencies() (*rmgpy.kinetics.MultiPDepArrhenius method*), 85  
 get\_cantera\_efficiencies() (*rmgpy.kinetics.PDepArrhenius method*), 83  
 get\_cantera\_efficiencies() (*rmgpy.kinetics.PDepKineticsData method*), 81  
 get\_cantera\_efficiencies() (*rmgpy.kinetics.ThirdBody method*), 89  
 get\_cantera\_efficiencies() (*rmgpy.kinetics.Troe method*), 94  
 get\_center\_of\_mass() (*rmgpy.statmech.Conformer method*), 227  
 get\_charge\_span() (*rmgpy.molecule.Molecule method*), 115  
 get\_charge\_span\_list() (*in module rmgpy.molecule.filtration*), 136  
 get\_const\_spc\_indices() (*rmgpy.solver.LiquidReactor method*), 202  
 get\_const\_spc\_indices() (*rmgpy.solver.SimpleReactor method*), 200  
 get\_conversion\_factor\_from\_si() (*rmgpy.quantity.ArrayQuantity method*), 175  
 get\_conversion\_factor\_from\_si() (*rmgpy.quantity.ScalarQuantity method*), 174  
 get\_conversion\_factor\_from\_si\_to\_cm\_mol\_s() (*rmgpy.quantity.ArrayQuantity method*), 175  
 get\_conversion\_factor\_from\_si\_to\_cm\_mol\_s() (*rmgpy.quantity.ScalarQuantity method*), 174  
 get\_conversion\_factor\_to\_si() (*rmgpy.quantity.ArrayQuantity method*), 175  
 get\_conversion\_factor\_to\_si() (*rmgpy.quantity.ScalarQuantity method*), 174  
 get\_crude\_mol\_file\_path() (*rmgpy.qm.molecule.Geometry method*), 156  
 get\_density\_of\_states() (*in module*

*rmgpy.statmech.schrodinger*), 226  
 get\_density\_of\_states() (*rmgpy.species.Species* method), 209  
 get\_density\_of\_states() (*rmgpy.species.TransitionState* method), 211  
 get\_density\_of\_states() (*rmgpy.statmech.Conformer* method), 227  
 get\_density\_of\_states() (*rmgpy.statmech.HarmonicOscillator* method), 222  
 get\_density\_of\_states() (*rmgpy.statmech.HinderedRotor* method), 224  
 get\_density\_of\_states() (*rmgpy.statmech.IdealGasTranslation* method), 214  
 get\_density\_of\_states() (*rmgpy.statmech.KRotor* method), 219  
 get\_density\_of\_states() (*rmgpy.statmech.LinearRotor* method), 216  
 get\_density\_of\_states() (*rmgpy.statmech.NonlinearRotor* method), 217  
 get\_density\_of\_states() (*rmgpy.statmech.SphericalTopRotor* method), 220  
 get\_deterministic\_sssr() (*rmgpy.molecule.Molecule* method), 115  
 get\_disparate\_cycles() (*rmgpy.molecule.graph.Graph* method), 101  
 get\_disparate\_cycles() (*rmgpy.molecule.Group* method), 126  
 get\_disparate\_cycles() (*rmgpy.molecule.Molecule* method), 116  
 get\_edge() (*rmgpy.molecule.graph.Graph* method), 101  
 get\_edge() (*rmgpy.molecule.Group* method), 127  
 get\_edge() (*rmgpy.molecule.Molecule* method), 116  
 get\_edges() (*rmgpy.molecule.graph.Graph* method), 101  
 get\_edges() (*rmgpy.molecule.Group* method), 127  
 get\_edges() (*rmgpy.molecule.Molecule* method), 116  
 get\_edges\_in\_cycle() (*rmgpy.molecule.graph.Graph* method), 101  
 get\_edges\_in\_cycle() (*rmgpy.molecule.Group* method), 127  
 get\_edges\_in\_cycle() (*rmgpy.molecule.Molecule* method), 116  
 get\_effective\_collider\_efficiencies() (*rmgpy.kinetics.Chebyshev* method), 87  
 get\_effective\_collider\_efficiencies() (*rmgpy.kinetics.Lindemann* method), 91  
 get\_effective\_collider\_efficiencies() (*rmgpy.kinetics.MultiPDepArrhenius* method), 85  
 get\_effective\_collider\_efficiencies() (*rmgpy.kinetics.PDepArrhenius* method), 83  
 get\_effective\_collider\_efficiencies() (*rmgpy.kinetics.PDepKineticsData* method), 81  
 get\_effective\_collider\_efficiencies() (*rmgpy.kinetics.ThirdBody* method), 89  
 get\_effective\_collider\_efficiencies() (*rmgpy.kinetics.Troe* method), 94  
 get\_effective\_pressure() (*rmgpy.kinetics.Chebyshev* method), 87  
 get\_effective\_pressure() (*rmgpy.kinetics.Lindemann* method), 91  
 get\_effective\_pressure() (*rmgpy.kinetics.MultiPDepArrhenius* method), 85  
 get\_effective\_pressure() (*rmgpy.kinetics.PDepArrhenius* method), 83  
 get\_effective\_pressure() (*rmgpy.kinetics.PDepKineticsData* method), 81  
 get\_effective\_pressure() (*rmgpy.kinetics.ThirdBody* method), 89  
 get\_effective\_pressure() (*rmgpy.kinetics.Troe* method), 94  
 get\_element() (in module *rmgpy.molecule*), 103  
 get\_element\_count() (*rmgpy.molecule.Group* method), 127  
 get\_element\_count() (*rmgpy.molecule.Molecule* method), 116  
 get\_end\_roots() (*rmgpy.data.kinetics.KineticsFamily* method), 29  
 get\_energy\_filtered\_reactions() (*rmgpy.rmg.pdep.PDepNetwork* method), 191  
 get\_enthalpies\_of\_reaction() (*rmgpy.data.kinetics.DepositoryReaction* method), 17  
 get\_enthalpies\_of\_reaction() (*rmgpy.data.kinetics.LibraryReaction* method), 43  
 get\_enthalpies\_of\_reaction() (*rmgpy.data.kinetics.TemplateReaction* method), 62  
 get\_enthalpies\_of\_reaction() (*rmgpy.reaction.Reaction* method), 179  
 get\_enthalpies\_of\_reaction() (*rmgpy.rmg.pdep.PDepReaction* method), 194  
 get\_enthalpy() (in module *rmgpy.statmech.schrodinger*), 226



get\_enthalpy() (*rmgpy.pdep.Configuration* method), 149  
 get\_enthalpy() (*rmgpy.species.Species* method), 209  
 get\_enthalpy() (*rmgpy.species.TransitionState* method), 211  
 get\_enthalpy() (*rmgpy.statmech.Conformer* method), 228  
 get\_enthalpy() (*rmgpy.statmech.HarmonicOscillator* method), 222  
 get\_enthalpy() (*rmgpy.statmech.HinderedRotor* method), 224  
 get\_enthalpy() (*rmgpy.statmech.IdealGasTranslation* method), 214  
 get\_enthalpy() (*rmgpy.statmech.KRotor* method), 219  
 get\_enthalpy() (*rmgpy.statmech.LinearRotor* method), 216  
 get\_enthalpy() (*rmgpy.statmech.NonlinearRotor* method), 217  
 get\_enthalpy() (*rmgpy.statmech.SphericalTopRotor* method), 220  
 get\_enthalpy() (*rmgpy.thermo.NASA* method), 236  
 get\_enthalpy() (*rmgpy.thermo.NASAPolynomial* method), 240  
 get\_enthalpy() (*rmgpy.thermo.ThermoData* method), 230  
 get\_enthalpy() (*rmgpy.thermo.Wilhoit* method), 234  
 get\_enthalpy\_of\_reaction() (*rmgpy.data.kinetics.DepositoryReaction* method), 17  
 get\_enthalpy\_of\_reaction() (*rmgpy.data.kinetics.LibraryReaction* method), 43  
 get\_enthalpy\_of\_reaction() (*rmgpy.data.kinetics.TemplateReaction* method), 62  
 get\_enthalpy\_of\_reaction() (*rmgpy.reaction.Reaction* method), 179  
 get\_enthalpy\_of\_reaction() (*rmgpy.rmg.pdep.PDepReaction* method), 194  
 get\_entries() (*rmgpy.data.kinetics.KineticsRules* method), 39  
 get\_entries\_to\_save() (*rmgpy.data.base.Database* method), 14  
 get\_entries\_to\_save() (*rmgpy.data.kinetics.KineticsDepository* method), 24  
 get\_entries\_to\_save() (*rmgpy.data.kinetics.KineticsFamily* method), 29  
 get\_entries\_to\_save() (*rmgpy.data.kinetics.KineticsGroups* method), 34  
 get\_entries\_to\_save() (*rmgpy.data.kinetics.KineticsLibrary* method), 37  
 get\_entries\_to\_save() (*rmgpy.data.kinetics.KineticsRules* method), 39  
 get\_entries\_to\_save() (*rmgpy.data.statmech.StatmechDepository* method), 49  
 get\_entries\_to\_save() (*rmgpy.data.statmech.StatmechGroups* method), 56  
 get\_entries\_to\_save() (*rmgpy.data.statmech.StatmechLibrary* method), 58  
 get\_entries\_to\_save() (*rmgpy.data.thermo.ThermoDepository* method), 68  
 get\_entries\_to\_save() (*rmgpy.data.thermo.ThermoGroups* method), 71  
 get\_entries\_to\_save() (*rmgpy.data.thermo.ThermoLibrary* method), 73  
 get\_entropies\_of\_reaction() (*rmgpy.data.kinetics.DepositoryReaction* method), 17  
 get\_entropies\_of\_reaction() (*rmgpy.data.kinetics.LibraryReaction* method), 43  
 get\_entropies\_of\_reaction() (*rmgpy.data.kinetics.TemplateReaction* method), 62  
 get\_entropies\_of\_reaction() (*rmgpy.reaction.Reaction* method), 179  
 get\_entropies\_of\_reaction() (*rmgpy.rmg.pdep.PDepReaction* method), 194  
 get\_entropy() (*in* module *rmgpy.statmech.schrodinger*), 226  
 get\_entropy() (*rmgpy.pdep.Configuration* method), 149  
 get\_entropy() (*rmgpy.species.Species* method), 209  
 get\_entropy() (*rmgpy.species.TransitionState* method), 211  
 get\_entropy() (*rmgpy.statmech.Conformer* method), 228  
 get\_entropy() (*rmgpy.statmech.HarmonicOscillator* method), 222  
 get\_entropy() (*rmgpy.statmech.HinderedRotor* method), 224  
 get\_entropy() (*rmgpy.statmech.IdealGasTranslation* method), 215  
 get\_entropy() (*rmgpy.statmech.KRotor* method), 219  
 get\_entropy() (*rmgpy.statmech.LinearRotor* method),

216  
 get\_entropy() (rmgpy.statmech.NonlinearRotor method), 217  
 get\_entropy() (rmgpy.statmech.SphericalTopRotor method), 220  
 get\_entropy() (rmgpy.thermo.NASA method), 236  
 get\_entropy() (rmgpy.thermo.NASAPolynomial method), 240  
 get\_entropy() (rmgpy.thermo.ThermoData method), 231  
 get\_entropy() (rmgpy.thermo.Wilhoit method), 234  
 get\_entropy\_of\_reaction() (rmgpy.data.kinetics.DepositoryReaction method), 17  
 get\_entropy\_of\_reaction() (rmgpy.data.kinetics.LibraryReaction method), 43  
 get\_entropy\_of\_reaction() (rmgpy.data.kinetics.TemplateReaction method), 62  
 get\_entropy\_of\_reaction() (rmgpy.reaction.Reaction method), 179  
 get\_entropy\_of\_reaction() (rmgpy.rmg.pdep.PDepReaction method), 195  
 get\_equilibrium\_constant() (rmgpy.data.kinetics.DepositoryReaction method), 17  
 get\_equilibrium\_constant() (rmgpy.data.kinetics.LibraryReaction method), 43  
 get\_equilibrium\_constant() (rmgpy.data.kinetics.TemplateReaction method), 62  
 get\_equilibrium\_constant() (rmgpy.reaction.Reaction method), 179  
 get\_equilibrium\_constant() (rmgpy.rmg.pdep.PDepReaction method), 195  
 get\_equilibrium\_constants() (rmgpy.data.kinetics.DepositoryReaction method), 17  
 get\_equilibrium\_constants() (rmgpy.data.kinetics.LibraryReaction method), 43  
 get\_equilibrium\_constants() (rmgpy.data.kinetics.TemplateReaction method), 62  
 get\_equilibrium\_constants() (rmgpy.reaction.Reaction method), 179  
 get\_equilibrium\_constants() (rmgpy.rmg.pdep.PDepReaction method), 195  
 get\_extension\_edge() (rmgpy.data.kinetics.KineticsFamily method), 29  
 get\_extensions() (rmgpy.molecule.Group method), 127  
 get\_features() (rmgpy.molecule.AtomType method), 104  
 get\_file\_path() (rmgpy.qm.gaussian.GaussianMol method), 160  
 get\_file\_path() (rmgpy.qm.gaussian.GaussianMolPM3 method), 162  
 get\_file\_path() (rmgpy.qm.gaussian.GaussianMolPM6 method), 164  
 get\_file\_path() (rmgpy.qm.molecule.Geometry method), 156  
 get\_file\_path() (rmgpy.qm.molecule.QMMolecule method), 157  
 get\_file\_path() (rmgpy.qm.mopac.MopacMol method), 166  
 get\_file\_path() (rmgpy.qm.mopac.MopacMolPM3 method), 167  
 get\_file\_path() (rmgpy.qm.mopac.MopacMolPM6 method), 169  
 get\_file\_path() (rmgpy.qm.mopac.MopacMolPM7 method), 171  
 get\_formula() (rmgpy.molecule.Molecule method), 116  
 get\_forward\_reaction\_for\_family\_entry() (rmgpy.data.kinetics.KineticsDatabase method), 22  
 get\_free\_energies\_of\_reaction() (rmgpy.data.kinetics.DepositoryReaction method), 18  
 get\_free\_energies\_of\_reaction() (rmgpy.data.kinetics.LibraryReaction method), 44  
 get\_free\_energies\_of\_reaction() (rmgpy.data.kinetics.TemplateReaction method), 62  
 get\_free\_energies\_of\_reaction() (rmgpy.reaction.Reaction method), 179  
 get\_free\_energies\_of\_reaction() (rmgpy.rmg.pdep.PDepReaction method), 195  
 get\_free\_energy() (rmgpy.pdep.Configuration method), 149  
 get\_free\_energy() (rmgpy.species.Species method), 209  
 get\_free\_energy() (rmgpy.species.TransitionState method), 212  
 get\_free\_energy() (rmgpy.statmech.Conformer method), 228  
 get\_free\_energy() (rmgpy.thermo.NASA method), 236  
 get\_free\_energy() (rmgpy.thermo.NASAPolynomial

method), 240  
 get\_free\_energy() (*rmgpy.thermo.ThermoData* method), 231  
 get\_free\_energy() (*rmgpy.thermo.Wilhoit* method), 234  
 get\_free\_energy\_of\_reaction() (*rmgpy.data.kinetics.DepositoryReaction* method), 18  
 get\_free\_energy\_of\_reaction() (*rmgpy.data.kinetics.LibraryReaction* method), 44  
 get\_free\_energy\_of\_reaction() (*rmgpy.data.kinetics.TemplateReaction* method), 62  
 get\_free\_energy\_of\_reaction() (*rmgpy.reaction.Reaction* method), 179  
 get\_free\_energy\_of\_reaction() (*rmgpy.rmg.pdep.PDepReaction* method), 195  
 get\_frequency() (*rmgpy.statmech.HinderedRotor* method), 224  
 get\_frequency\_groups() (*rmgpy.data.statmech.StatmechGroups* method), 56  
 get\_hamiltonian() (*rmgpy.statmech.HinderedRotor* method), 224  
 get\_heat\_capacity() (in module *rmgpy.statmech.schrodinger*), 226  
 get\_heat\_capacity() (*rmgpy.pdep.Configuration* method), 149  
 get\_heat\_capacity() (*rmgpy.species.Species* method), 209  
 get\_heat\_capacity() (*rmgpy.species.TransitionState* method), 212  
 get\_heat\_capacity() (*rmgpy.statmech.Conformer* method), 228  
 get\_heat\_capacity() (*rmgpy.statmech.HarmonicOscillator* method), 222  
 get\_heat\_capacity() (*rmgpy.statmech.HinderedRotor* method), 225  
 get\_heat\_capacity() (*rmgpy.statmech.IdealGasTranslation* method), 215  
 get\_heat\_capacity() (*rmgpy.statmech.KRotor* method), 219  
 get\_heat\_capacity() (*rmgpy.statmech.LinearRotor* method), 216  
 get\_heat\_capacity() (*rmgpy.statmech.NonlinearRotor* method), 218  
 get\_heat\_capacity() (*rmgpy.statmech.SphericalTopRotor* method), 221  
 get\_heat\_capacity() (*rmgpy.thermo.NASA* method), 236  
 get\_heat\_capacity() (*rmgpy.thermo.NASAPolynomial* method), 240  
 get\_heat\_capacity() (*rmgpy.thermo.ThermoData* method), 231  
 get\_heat\_capacity() (*rmgpy.thermo.Wilhoit* method), 234  
 get\_internal\_reduced\_moment\_of\_inertia() (*rmgpy.statmech.Conformer* method), 228  
 get\_kinetics() (*rmgpy.data.kinetics.KineticsFamily* method), 29  
 get\_kinetics\_for\_template() (*rmgpy.data.kinetics.KineticsFamily* method), 30  
 get\_kinetics\_from\_depository() (*rmgpy.data.kinetics.KineticsFamily* method), 30  
 get\_labeled\_atoms() (*rmgpy.molecule.Group* method), 127  
 get\_labeled\_atoms() (*rmgpy.molecule.Molecule* method), 116  
 get\_labeled\_reactants\_and\_products() (*rmgpy.data.kinetics.KineticsFamily* method), 30  
 get\_largest\_ring() (*rmgpy.molecule.graph.Graph* method), 101  
 get\_largest\_ring() (*rmgpy.molecule.Group* method), 127  
 get\_largest\_ring() (*rmgpy.molecule.Molecule* method), 116  
 get\_layering\_indices() (*rmgpy.solver.LiquidReactor* method), 202  
 get\_layering\_indices() (*rmgpy.solver.MBSampledReactor* method), 206  
 get\_layering\_indices() (*rmgpy.solver.ReactionSystem* method), 198  
 get\_layering\_indices() (*rmgpy.solver.SimpleReactor* method), 200  
 get\_layering\_indices() (*rmgpy.solver.SurfaceReactor* method), 204  
 get\_leak\_branching\_ratios() (*rmgpy.rmg.pdep.PDepNetwork* method), 191  
 get\_leak\_coefficient() (*rmgpy.rmg.pdep.PDepNetwork* method), 191  
 get\_level\_degeneracy() (*rmgpy.statmech.HinderedRotor* method), 225  
 get\_level\_degeneracy() (*rmgpy.statmech.KRotor*



*method*), 219  
 get\_level\_degeneracy() (*rmgpy.statmech.LinearRotor method*), 216  
 get\_level\_degeneracy() (*rmgpy.statmech.SphericalTopRotor method*), 221  
 get\_level\_energy() (*rmgpy.statmech.HinderedRotor method*), 225  
 get\_level\_energy() (*rmgpy.statmech.KRotor method*), 219  
 get\_level\_energy() (*rmgpy.statmech.LinearRotor method*), 216  
 get\_level\_energy() (*rmgpy.statmech.SphericalTopRotor method*), 221  
 get\_library\_reactions() (*rmgpy.data.kinetics.KineticsLibrary method*), 37  
 get\_max\_cycle\_overlap() (*rmgpy.molecule.graph.Graph method*), 101  
 get\_max\_cycle\_overlap() (*rmgpy.molecule.Group method*), 127  
 get\_max\_cycle\_overlap() (*rmgpy.molecule.Molecule method*), 116  
 get\_maximum\_leak\_species() (*rmgpy.rmg.pdep.PDepNetwork method*), 191  
 get\_mean\_sigma\_and\_epsilon() (*rmgpy.data.kinetics.DepositoryReaction method*), 18  
 get\_mean\_sigma\_and\_epsilon() (*rmgpy.data.kinetics.LibraryReaction method*), 44  
 get\_mean\_sigma\_and\_epsilon() (*rmgpy.data.kinetics.TemplateReaction method*), 62  
 get\_mean\_sigma\_and\_epsilon() (*rmgpy.reaction.Reaction method*), 179  
 get\_mean\_sigma\_and\_epsilon() (*rmgpy.rmg.pdep.PDepReaction method*), 195  
 get\_model\_size() (*rmgpy.rmg.model.CoreEdgeReactionModel method*), 184  
 get\_mol\_file\_path\_for\_calculation() (*rmgpy.qm.gaussian.GaussianMol method*), 160  
 get\_mol\_file\_path\_for\_calculation() (*rmgpy.qm.gaussian.GaussianMolPM3 method*), 162  
 get\_mol\_file\_path\_for\_calculation() (*rmgpy.qm.gaussian.GaussianMolPM6 method*), 164  
 get\_mol\_file\_path\_for\_calculation() (*rmgpy.qm.molecule.QMMolecule method*), 157  
 get\_mol\_file\_path\_for\_calculation() (*rmgpy.qm.mopac.MopacMol method*), 166  
 get\_mol\_file\_path\_for\_calculation() (*rmgpy.qm.mopac.MopacMolPM3 method*), 168  
 get\_mol\_file\_path\_for\_calculation() (*rmgpy.qm.mopac.MopacMolPM6 method*), 169  
 get\_mol\_file\_path\_for\_calculation() (*rmgpy.qm.mopac.MopacMolPM7 method*), 171  
 get\_molecular\_weight() (*rmgpy.molecule.Molecule method*), 116  
 get\_moment\_of\_inertia\_tensor() (*rmgpy.statmech.Conformer method*), 228  
 get\_monocycles() (*rmgpy.molecule.graph.Graph method*), 101  
 get\_monocycles() (*rmgpy.molecule.Group method*), 127  
 get\_monocycles() (*rmgpy.molecule.Molecule method*), 116  
 get\_net\_charge() (*rmgpy.molecule.Group method*), 127  
 get\_net\_charge() (*rmgpy.molecule.Molecule method*), 116  
 get\_nth\_neighbor() (*rmgpy.molecule.Molecule method*), 116  
 get\_num\_atoms() (*rmgpy.molecule.Molecule method*), 116  
 get\_number\_degrees\_of\_freedom() (*rmgpy.statmech.Conformer method*), 228  
 get\_octet\_deviation() (*in module rmgpy.molecule.filtration*), 136  
 get\_octet\_deviation\_list() (*in module rmgpy.molecule.filtration*), 136  
 get\_order\_num() (*rmgpy.molecule.Bond method*), 110  
 get\_order\_num() (*rmgpy.molecule.GroupBond method*), 123  
 get\_order\_str() (*rmgpy.molecule.Bond method*), 110  
 get\_order\_str() (*rmgpy.molecule.GroupBond method*), 123  
 get\_other\_vertex() (*rmgpy.molecule.Bond method*), 110  
 get\_other\_vertex() (*rmgpy.molecule.graph.Edge method*), 99  
 get\_other\_vertex() (*rmgpy.molecule.GroupBond method*), 123  
 get\_parser() (*rmgpy.qm.gaussian.GaussianMol method*), 161  
 get\_parser() (*rmgpy.qm.gaussian.GaussianMolPM3 method*), 162  
 get\_parser() (*rmgpy.qm.gaussian.GaussianMolPM6 method*), 164

get\_parser() (*rmgpy.qm.mopac.Mopac* method), 165  
 get\_parser() (*rmgpy.qm.mopac.MopacMol* method), 166  
 get\_parser() (*rmgpy.qm.mopac.MopacMolPM3* method), 168  
 get\_parser() (*rmgpy.qm.mopac.MopacMolPM6* method), 169  
 get\_parser() (*rmgpy.qm.mopac.MopacMolPM7* method), 171  
 get\_partition\_function() (*in module rmgpy.statmech.schrodinger*), 226  
 get\_partition\_function() (*rmgpy.species.Species* method), 209  
 get\_partition\_function() (*rmgpy.species.TransitionState* method), 212  
 get\_partition\_function() (*rmgpy.statmech.Conformer* method), 228  
 get\_partition\_function() (*rmgpy.statmech.HarmonicOscillator* method), 222  
 get\_partition\_function() (*rmgpy.statmech.HinderedRotor* method), 225  
 get\_partition\_function() (*rmgpy.statmech.IdealGasTranslation* method), 215  
 get\_partition\_function() (*rmgpy.statmech.KRotor* method), 219  
 get\_partition\_function() (*rmgpy.statmech.LinearRotor* method), 216  
 get\_partition\_function() (*rmgpy.statmech.NonlinearRotor* method), 218  
 get\_partition\_function() (*rmgpy.statmech.SphericalTopRotor* method), 221  
 get\_polycycles() (*rmgpy.molecule.graph.Graph* method), 101  
 get\_polycycles() (*rmgpy.molecule.Group* method), 127  
 get\_polycycles() (*rmgpy.molecule.Molecule* method), 117  
 get\_possible\_structures() (*rmgpy.data.base.LogicOr* method), 46  
 get\_potential() (*rmgpy.statmech.HinderedRotor* method), 225  
 get\_principal\_moments\_of\_inertia() (*rmgpy.statmech.Conformer* method), 228  
 get\_radical\_atoms() (*rmgpy.molecule.Molecule* method), 117  
 get\_radical\_count() (*rmgpy.molecule.Molecule* method), 117  
 get\_rate\_coefficient() (*rmgpy.data.kinetics.DepositoryReaction* method), 18  
 get\_rate\_coefficient() (*rmgpy.data.kinetics.LibraryReaction* method), 44  
 get\_rate\_coefficient() (*rmgpy.data.kinetics.TemplateReaction* method), 62  
 get\_rate\_coefficient() (*rmgpy.kinetics.Arrhenius* method), 78  
 get\_rate\_coefficient() (*rmgpy.kinetics.Chebyshev* method), 87  
 get\_rate\_coefficient() (*rmgpy.kinetics.KineticsData* method), 76  
 get\_rate\_coefficient() (*rmgpy.kinetics.Lindemann* method), 91  
 get\_rate\_coefficient() (*rmgpy.kinetics.MultiArrhenius* method), 79  
 get\_rate\_coefficient() (*rmgpy.kinetics.MultiPDepArrhenius* method), 85  
 get\_rate\_coefficient() (*rmgpy.kinetics.PDepArrhenius* method), 83  
 get\_rate\_coefficient() (*rmgpy.kinetics.PDepKineticsData* method), 81  
 get\_rate\_coefficient() (*rmgpy.kinetics.ThirdBody* method), 89  
 get\_rate\_coefficient() (*rmgpy.kinetics.Troe* method), 94  
 get\_rate\_coefficient() (*rmgpy.reaction.Reaction* method), 180  
 get\_rate\_coefficient() (*rmgpy.rmg.pdep.PDepReaction* method), 195  
 get\_rate\_filtered\_products() (*rmgpy.rmg.pdep.PDepNetwork* method), 191  
 get\_rate\_rule() (*rmgpy.data.kinetics.KineticsFamily* method), 30  
 get\_reaction\_matches() (*rmgpy.data.kinetics.KineticsFamily* method), 30  
 get\_reaction\_pairs() (*rmgpy.data.kinetics.KineticsFamily* method), 30  
 get\_reaction\_template() (*rmgpy.data.kinetics.KineticsFamily* method), 30  
 get\_reaction\_template() (*rmgpy.data.kinetics.KineticsGroups* method), 34  
 get\_reaction\_template\_labels()

*(rmgpy.data.kinetics.KineticsFamily method)*, 30  
*get\_reduced\_mass()* (*rmgpy.data.kinetics.DepositoryReaction method*), 18  
*get\_reduced\_mass()* (*rmgpy.data.kinetics.LibraryReaction method*), 44  
*get\_reduced\_mass()* (*rmgpy.data.kinetics.TemplateReaction method*), 63  
*get\_reduced\_mass()* (*rmgpy.reaction.Reaction method*), 180  
*get\_reduced\_mass()* (*rmgpy.rmg.pdep.PDepReaction method*), 195  
*get\_reduced\_pressure()* (*rmgpy.kinetics.Chebyshev method*), 87  
*get\_reduced\_temperature()* (*rmgpy.kinetics.Chebyshev method*), 87  
*get\_refined\_mol\_file\_path()* (*rmgpy.qm.molecule.Geometry method*), 156  
*get\_relevant\_cycles()* (*rmgpy.molecule.graph.Graph method*), 101  
*get\_relevant\_cycles()* (*rmgpy.molecule.Group method*), 127  
*get\_relevant\_cycles()* (*rmgpy.molecule.Molecule method*), 117  
*get\_resonance\_hybrid()* (*rmgpy.species.Species method*), 209  
*get\_reverse()* (*rmgpy.data.kinetics.ReactionRecipe method*), 47  
*get\_ring\_groups\_from\_comments()* (*rmgpy.data.thermo.ThermoDatabase method*), 65  
*get\_root\_template()* (*rmgpy.data.kinetics.KineticsFamily method*), 30  
*get\_rule()* (*rmgpy.data.kinetics.KineticsRules method*), 39  
*get\_rxn\_batches()* (*rmgpy.data.kinetics.KineticsFamily method*), 30  
*get\_singlet\_carbene\_count()* (*rmgpy.molecule.Molecule method*), 117  
*get\_smallest\_set\_of\_smallest\_rings()* (*rmgpy.molecule.graph.Graph method*), 101  
*get\_smallest\_set\_of\_smallest\_rings()* (*rmgpy.molecule.Group method*), 127  
*get\_smallest\_set\_of\_smallest\_rings()* (*rmgpy.molecule.Molecule method*), 117  
*get\_source()* (*rmgpy.data.kinetics.DepositoryReaction method*), 18  
*get\_source()* (*rmgpy.data.kinetics.LibraryReaction method*), 44  
*get\_source()* (*rmgpy.data.kinetics.TemplateReaction method*), 63  
*get\_source()* (*rmgpy.rmg.pdep.PDepReaction method*), 195  
*get\_sources\_for\_template()* (*rmgpy.data.kinetics.KineticsFamily method*), 30  
*get\_species()* (*rmgpy.data.base.Database method*), 14  
*get\_species()* (*rmgpy.data.kinetics.KineticsDepository method*), 24  
*get\_species()* (*rmgpy.data.kinetics.KineticsFamily method*), 31  
*get\_species()* (*rmgpy.data.kinetics.KineticsGroups method*), 34  
*get\_species()* (*rmgpy.data.kinetics.KineticsLibrary method*), 37  
*get\_species()* (*rmgpy.data.kinetics.KineticsRules method*), 39  
*get\_species()* (*rmgpy.data.statmech.StatmechDepository method*), 49  
*get\_species()* (*rmgpy.data.statmech.StatmechGroups method*), 56  
*get\_species()* (*rmgpy.data.statmech.StatmechLibrary method*), 58  
*get\_species()* (*rmgpy.data.thermo.ThermoDepository method*), 68  
*get\_species()* (*rmgpy.data.thermo.ThermoGroups method*), 71  
*get\_species()* (*rmgpy.data.thermo.ThermoLibrary method*), 73  
*get\_species\_identifier()* (*in module rmgpy.chemkin*), 10  
*get\_species\_index()* (*rmgpy.solver.LiquidReactor method*), 202  
*get\_species\_index()* (*rmgpy.solver.MBSampledReactor method*), 206  
*get\_species\_index()* (*rmgpy.solver.ReactionSystem method*), 198  
*get\_species\_index()* (*rmgpy.solver.SimpleReactor method*), 200  
*get\_species\_index()* (*rmgpy.solver.SurfaceReactor method*), 204  
*get\_species\_reaction\_lists()* (*rmgpy.rmg.model.CoreEdgeReactionModel method*), 184  
*get\_statmech\_data()* (*rmgpy.data.statmech.StatmechDatabase method*), 47  
*get\_statmech\_data()* (*rmgpy.data.statmech.StatmechGroups method*), 56  
*get\_statmech\_data\_from\_depository()* (*rmgpy.data.statmech.StatmechDatabase method*), 63

method), 47  
 get\_statmech\_data\_from\_groups() (rmgpy.data.statmech.StatmechDatabase method), 47  
 get\_statmech\_data\_from\_library() (rmgpy.data.statmech.StatmechDatabase method), 47  
 get\_stoichiometric\_coefficient() (rmgpy.data.kinetics.DepositoryReaction method), 18  
 get\_stoichiometric\_coefficient() (rmgpy.data.kinetics.LibraryReaction method), 44  
 get\_stoichiometric\_coefficient() (rmgpy.data.kinetics.TemplateReaction method), 63  
 get\_stoichiometric\_coefficient() (rmgpy.reaction.Reaction method), 180  
 get\_stoichiometric\_coefficient() (rmgpy.rmg.pdep.PDepReaction method), 195  
 get\_stoichiometry\_matrix() (rmgpy.rmg.model.CoreEdgeReactionModel method), 184  
 get\_str\_xyz() (in module arkane.output), 6  
 get\_sum\_of\_states() (in module rmgpy.statmech.schrodinger), 227  
 get\_sum\_of\_states() (rmgpy.species.Species method), 209  
 get\_sum\_of\_states() (rmgpy.species.TransitionState method), 212  
 get\_sum\_of\_states() (rmgpy.statmech.Conformer method), 228  
 get\_sum\_of\_states() (rmgpy.statmech.HarmonicOscillator method), 222  
 get\_sum\_of\_states() (rmgpy.statmech.HinderedRotor method), 225  
 get\_sum\_of\_states() (rmgpy.statmech.IdealGasTranslation method), 215  
 get\_sum\_of\_states() (rmgpy.statmech.KRotor method), 219  
 get\_sum\_of\_states() (rmgpy.statmech.LinearRotor method), 216  
 get\_sum\_of\_states() (rmgpy.statmech.NonlinearRotor method), 218  
 get\_sum\_of\_states() (rmgpy.statmech.SphericalTopRotor method), 221  
 get\_surface\_rate\_coefficient() (rmgpy.data.kinetics.DepositoryReaction method), 18  
 get\_surface\_rate\_coefficient() (rmgpy.data.kinetics.LibraryReaction method), 44  
 get\_surface\_rate\_coefficient() (rmgpy.data.kinetics.TemplateReaction method), 63  
 get\_surface\_rate\_coefficient() (rmgpy.reaction.Reaction method), 180  
 get\_surface\_rate\_coefficient() (rmgpy.rmg.pdep.PDepReaction method), 195  
 get\_symmetric\_top\_rotors() (rmgpy.statmech.Conformer method), 228  
 get\_symmetry\_number() (rmgpy.molecule.Molecule method), 117  
 get\_symmetry\_number() (rmgpy.species.Species method), 210  
 get\_thermo\_data() (rmgpy.data.thermo.ThermoDatabase method), 66  
 get\_thermo\_data() (rmgpy.qm.main.QMCalculator method), 155  
 get\_thermo\_data() (rmgpy.species.Species method), 210  
 get\_thermo\_data\_for\_surface\_species() (rmgpy.data.thermo.ThermoDatabase method), 66  
 get\_thermo\_data\_from\_depository() (rmgpy.data.thermo.ThermoDatabase method), 66  
 get\_thermo\_data\_from\_groups() (rmgpy.data.thermo.ThermoDatabase method), 66  
 get\_thermo\_data\_from\_libraries() (rmgpy.data.thermo.ThermoDatabase method), 66  
 get\_thermo\_data\_from\_library() (rmgpy.data.thermo.ThermoDatabase method), 66  
 get\_thermo\_data\_from\_ml() (rmgpy.data.thermo.ThermoDatabase method), 66  
 get\_thermo\_file\_path() (rmgpy.qm.gaussian.GaussianMol method), 161  
 get\_thermo\_file\_path() (rmgpy.qm.gaussian.GaussianMolPM3 method), 162  
 get\_thermo\_file\_path() (rmgpy.qm.gaussian.GaussianMolPM6 method), 164  
 get\_thermo\_file\_path() (rmgpy.qm.molecule.QMolecule method), 157

get\_thermo\_file\_path() (*rmgpy.qm.mopac.MopacMol* method), 166  
 get\_thermo\_file\_path() (*rmgpy.qm.mopac.MopacMolPM3* method), 168  
 get\_thermo\_file\_path() (*rmgpy.qm.mopac.MopacMolPM6* method), 169  
 get\_thermo\_file\_path() (*rmgpy.qm.mopac.MopacMolPM7* method), 171  
 get\_threshold\_rate\_constants() (*rmgpy.solver.LiquidReactor* method), 202  
 get\_threshold\_rate\_constants() (*rmgpy.solver.SimpleReactor* method), 200  
 get\_threshold\_rate\_constants() (*rmgpy.solver.SurfaceReactor* method), 204  
 get\_top\_level\_groups() (*rmgpy.data.kinetics.KineticsFamily* method), 31  
 get\_total\_bond\_order() (*rmgpy.molecule.Atom* method), 108  
 get\_total\_mass() (*rmgpy.statmech.Conformer* method), 229  
 get\_training\_depository() (*rmgpy.data.kinetics.KineticsFamily* method), 31  
 get\_training\_set() (*rmgpy.data.kinetics.KineticsFamily* method), 31  
 get\_transport\_data() (*rmgpy.species.Species* method), 210  
 get\_url() (*rmgpy.data.kinetics.DepositoryReaction* method), 18  
 get\_url() (*rmgpy.data.kinetics.LibraryReaction* method), 44  
 get\_url() (*rmgpy.data.kinetics.TemplateReaction* method), 63  
 get\_url() (*rmgpy.molecule.Molecule* method), 117  
 get\_url() (*rmgpy.reaction.Reaction* method), 180  
 get\_url() (*rmgpy.rmg.pdep.PDepReaction* method), 195  
 Graph (*class in rmgpy.molecule.graph*), 100  
 groundStateDegeneracy (*rmgpy.qm.qmdata.QMData* attribute), 158  
 Group (*class in rmgpy.molecule*), 124  
 GroupAtom (*class in rmgpy.molecule*), 121  
 GroupBond (*class in rmgpy.molecule*), 123  
 GroupFrequencies (*class in rmgpy.data.statmech*), 21

## H

H0 (*rmgpy.thermo.Wilhoit* attribute), 233  
 H298 (*rmgpy.thermo.ThermoData* attribute), 230  
 harmonic\_oscillator\_d\_heat\_capacity\_d\_freq() (*in module rmgpy.data.statmechfit*), 51  
 harmonic\_oscillator\_heat\_capacity() (*in module rmgpy.data.statmechfit*), 51  
 HarmonicOscillator (*class in rmgpy.statmech*), 221  
 has\_atom() (*rmgpy.molecule.Group* method), 128  
 has\_atom() (*rmgpy.molecule.Molecule* method), 117  
 has\_bond() (*rmgpy.molecule.Group* method), 128  
 has\_bond() (*rmgpy.molecule.Molecule* method), 117  
 has\_edge() (*rmgpy.molecule.graph.Graph* method), 101  
 has\_edge() (*rmgpy.molecule.Group* method), 128  
 has\_edge() (*rmgpy.molecule.Molecule* method), 117  
 has\_lone\_pairs() (*rmgpy.molecule.Molecule* method), 117  
 has\_rate\_rule() (*rmgpy.data.kinetics.KineticsFamily* method), 31  
 has\_reactive\_molecule() (*rmgpy.species.Species* method), 210  
 has\_rule() (*rmgpy.data.kinetics.KineticsRules* method), 40  
 has\_statmech() (*rmgpy.pdep.Configuration* method), 149  
 has\_statmech() (*rmgpy.species.Species* method), 210  
 has\_template() (*rmgpy.data.kinetics.DepositoryReaction* method), 18  
 has\_template() (*rmgpy.data.kinetics.LibraryReaction* method), 44  
 has\_template() (*rmgpy.data.kinetics.TemplateReaction* method), 63  
 has\_template() (*rmgpy.reaction.Reaction* method), 180  
 has\_template() (*rmgpy.rmg.pdep.PDepReaction* method), 195  
 has\_thermo() (*rmgpy.pdep.Configuration* method), 149  
 has\_thermo() (*rmgpy.species.Species* method), 210  
 has\_vertex() (*rmgpy.molecule.graph.Graph* method), 102  
 has\_vertex() (*rmgpy.molecule.Group* method), 128  
 has\_vertex() (*rmgpy.molecule.Molecule* method), 117  
 has\_wildcards() (*rmgpy.molecule.GroupAtom* method), 122  
 highPlimit (*rmgpy.kinetics.Chebyshev* attribute), 87  
 highPlimit (*rmgpy.kinetics.Lindemann* attribute), 91  
 highPlimit (*rmgpy.kinetics.MultiPDepArrhenius* attribute), 85  
 highPlimit (*rmgpy.kinetics.PDepArrhenius* attribute), 83  
 highPlimit (*rmgpy.kinetics.PDepKineticsData* attribute), 81  
 highPlimit (*rmgpy.kinetics.ThirdBody* attribute), 89  
 highPlimit (*rmgpy.kinetics.Troe* attribute), 94  
 hindered\_rotor\_d\_heat\_capacity\_d\_barr() (*in module rmgpy.data.statmechfit*), 51  
 hindered\_rotor\_d\_heat\_capacity\_d\_freq() (*in*



- module *rmgpy.data.statmechfit*), 51  
 hindered\_rotor\_heat\_capacity() (in module *rmgpy.data.statmechfit*), 51  
 HinderedRotor (class in *rmgpy.statmech*), 223
- |
- IdealGasTranslation (class in *rmgpy.statmech*), 214  
 identify\_ring\_membership() (*rmgpy.molecule.Molecule* method), 117  
 ILPSolutionError, 242  
 ImplicitBenzeneError, 242  
 inchi (*rmgpy.molecule.Molecule* attribute), 117  
 inchi (*rmgpy.species.Species* attribute), 210  
 InchiException, 242  
 increment\_lone\_pairs() (*rmgpy.molecule.Atom* method), 109  
 increment\_order() (*rmgpy.molecule.Bond* method), 110  
 increment\_radical() (*rmgpy.molecule.Atom* method), 109  
 inertia (*rmgpy.statmech.HinderedRotor* attribute), 225  
 inertia (*rmgpy.statmech.KRotor* attribute), 219  
 inertia (*rmgpy.statmech.LinearRotor* attribute), 216  
 inertia (*rmgpy.statmech.NonlinearRotor* attribute), 218  
 inertia (*rmgpy.statmech.SphericalTopRotor* attribute), 221  
 initialize() (*rmgpy.data.statmechfit.DirectFit* method), 52  
 initialize() (*rmgpy.data.statmechfit.PseudoFit* method), 54  
 initialize() (*rmgpy.data.statmechfit.PseudoRotorFit* method), 53  
 initialize() (*rmgpy.pdep.Network* method), 151  
 initialize() (*rmgpy.qm.gaussian.GaussianMol* method), 161  
 initialize() (*rmgpy.qm.gaussian.GaussianMolPM3* method), 162  
 initialize() (*rmgpy.qm.gaussian.GaussianMolPM6* method), 164  
 initialize() (*rmgpy.qm.main.QMCalculator* method), 155  
 initialize() (*rmgpy.qm.molecule.QMMolecule* method), 157  
 initialize() (*rmgpy.qm.mopac.MopacMol* method), 166  
 initialize() (*rmgpy.qm.mopac.MopacMolPM3* method), 168  
 initialize() (*rmgpy.qm.mopac.MopacMolPM6* method), 169  
 initialize() (*rmgpy.qm.mopac.MopacMolPM7* method), 171  
 initialize() (*rmgpy.rmg.main.RMG* method), 188  
 initialize() (*rmgpy.rmg.pdep.PDepNetwork* method), 191  
 initialize() (*rmgpy.solver.LiquidReactor* method), 202  
 initialize() (*rmgpy.solver.MBSampledReactor* method), 206  
 initialize() (*rmgpy.solver.ReactionSystem* method), 198  
 initialize() (*rmgpy.solver.SimpleReactor* method), 200  
 initialize() (*rmgpy.solver.SurfaceReactor* method), 204  
 initialize\_index\_species\_dict() (*rmgpy.rmg.model.CoreEdgeReactionModel* method), 185  
 initialize\_log() (in module *rmgpy.rmg.main*), 189  
 initialize\_model() (*rmgpy.solver.LiquidReactor* method), 202  
 initialize\_model() (*rmgpy.solver.MBSampledReactor* method), 206  
 initialize\_model() (*rmgpy.solver.ReactionSystem* method), 198  
 initialize\_model() (*rmgpy.solver.SimpleReactor* method), 200  
 initialize\_model() (*rmgpy.solver.SurfaceReactor* method), 204  
 initialize\_seed\_mech() (*rmgpy.rmg.main.RMG* method), 188  
 initialize\_surface() (*rmgpy.solver.LiquidReactor* method), 202  
 initialize\_surface() (*rmgpy.solver.MBSampledReactor* method), 206  
 initialize\_surface() (*rmgpy.solver.ReactionSystem* method), 198  
 initialize\_surface() (*rmgpy.solver.SimpleReactor* method), 200  
 initialize\_surface() (*rmgpy.solver.SurfaceReactor* method), 204  
 initiate\_tolerances() (*rmgpy.solver.LiquidReactor* method), 203  
 initiate\_tolerances() (*rmgpy.solver.MBSampledReactor* method), 207  
 initiate\_tolerances() (*rmgpy.solver.ReactionSystem* method), 198  
 initiate\_tolerances() (*rmgpy.solver.SimpleReactor* method), 201  
 initiate\_tolerances() (*rmgpy.solver.SurfaceReactor* method), 204  
 input\_file\_keywords() (*rmgpy.qm.gaussian.GaussianMol* method), 161  
 input\_file\_keywords()

(*rmgpy.qm.gaussian.GaussianMolPM3* method), 162  
*input\_file\_keywords()* (*rmgpy.qm.gaussian.GaussianMolPM6* method), 164  
*input\_file\_keywords()* (*rmgpy.qm.mopac.MopacMol* method), 166  
*input\_file\_keywords()* (*rmgpy.qm.mopac.MopacMolPM3* method), 168  
*input\_file\_keywords()* (*rmgpy.qm.mopac.MopacMolPM6* method), 169  
*input\_file\_keywords()* (*rmgpy.qm.mopac.MopacMolPM7* method), 171  
*input\_file\_path()* (*rmgpy.qm.gaussian.GaussianMol* property), 161  
*input\_file\_path()* (*rmgpy.qm.gaussian.GaussianMolPM3* property), 162  
*input\_file\_path()* (*rmgpy.qm.gaussian.GaussianMolPM6* property), 164  
*input\_file\_path()* (*rmgpy.qm.molecule.QMMolecule* property), 157  
*input\_file\_path()* (*rmgpy.qm.mopac.MopacMol* property), 166  
*input\_file\_path()* (*rmgpy.qm.mopac.MopacMolPM3* property), 168  
*input\_file\_path()* (*rmgpy.qm.mopac.MopacMolPM6* property), 169  
*input\_file\_path()* (*rmgpy.qm.mopac.MopacMolPM7* property), 171  
*input\_file\_path()* (*rmgpy.qm.symmetry.SymmetryJob* property), 159  
 InputError, 242  
 InvalidActionError, 242  
 InvalidAdjacencyListError, 242  
*invalidate()* (*rmgpy.pdep.Network* method), 151  
*invalidate()* (*rmgpy.rmg.pdep.PDepNetwork* method), 191  
 InvalidMicrocanonicalRateError, 242  
*is\_all\_zeros()* (*rmgpy.thermo.ThermoData* method), 231  
*is\_aromatic()* (*rmgpy.molecule.Molecule* method), 118  
*is\_aromatic\_ring()* (*rmgpy.molecule.Group* method), 128  
*is\_aryl\_radical()* (*rmgpy.molecule.Molecule* method), 118  
*is\_association()* (*rmgpy.data.kinetics.DepositoryReaction* method), 18  
*is\_association()* (*rmgpy.data.kinetics.LibraryReaction* method), 44  
*is\_association()* (*rmgpy.data.kinetics.TemplateReaction* method), 63  
*is\_association()* (*rmgpy.reaction.Reaction* method), 180  
*is\_association()* (*rmgpy.rmg.pdep.PDepReaction* method), 195  
*is\_atom\_able\_to\_gain\_lone\_pair()* (in module *rmgpy.molecule.pathfinder*), 139  
*is\_atom\_able\_to\_lose\_lone\_pair()* (in module *rmgpy.molecule.pathfinder*), 139  
*is\_atom\_in\_cycle()* (*rmgpy.molecule.Molecule* method), 118  
*is\_balanced()* (*rmgpy.data.kinetics.DepositoryReaction* method), 18  
*is\_balanced()* (*rmgpy.data.kinetics.LibraryReaction* method), 44  
*is\_balanced()* (*rmgpy.data.kinetics.TemplateReaction* method), 63  
*is\_balanced()* (*rmgpy.reaction.Reaction* method), 180  
*is\_balanced()* (*rmgpy.rmg.pdep.PDepReaction* method), 196  
*is\_benzene()* (*rmgpy.molecule.Bond* method), 110  
*is\_benzene()* (*rmgpy.molecule.GroupBond* method), 123  
*is\_benzene\_explicit()* (*rmgpy.molecule.Group* method), 128  
*is\_bimolecular()* (*rmgpy.pdep.Configuration* method), 149  
*is\_bond\_in\_cycle()* (*rmgpy.molecule.Molecule* method), 118  
*is\_carbon()* (*rmgpy.molecule.Atom* method), 109  
*is\_carbon()* (*rmgpy.molecule.GroupAtom* method), 122  
*is\_chlorine()* (*rmgpy.molecule.Atom* method), 109  
*is\_cyclic()* (*rmgpy.molecule.graph.Graph* method), 102  
*is\_cyclic()* (*rmgpy.molecule.Group* method), 128  
*is\_cyclic()* (*rmgpy.molecule.Molecule* method), 118  
*is\_dissociation()* (*rmgpy.data.kinetics.DepositoryReaction* method), 18  
*is\_dissociation()* (*rmgpy.data.kinetics.LibraryReaction* method), 44  
*is\_dissociation()* (*rmgpy.data.kinetics.TemplateReaction* method), 63  
*is\_dissociation()* (*rmgpy.reaction.Reaction* method), 180  
*is\_dissociation()* (*rmgpy.rmg.pdep.PDepReaction* method), 196  
*is\_double()* (*rmgpy.molecule.Bond* method), 110  
*is\_double()* (*rmgpy.molecule.GroupBond* method), 123  
*is\_edge\_in\_cycle()* (*rmgpy.molecule.graph.Graph* method), 102  
*is\_edge\_in\_cycle()* (*rmgpy.molecule.Group* method), 128

is\_edge\_in\_cycle() (*rmgpy.molecule.Molecule method*), 118  
 is\_entry\_match() (*rmgpy.data.kinetics.KineticsFamily method*), 31  
 is\_fluorine() (*rmgpy.molecule.Atom method*), 109  
 is\_heterocyclic() (*rmgpy.molecule.Molecule method*), 118  
 is\_hydrogen() (*rmgpy.molecule.Atom method*), 109  
 is\_hydrogen\_bond() (*rmgpy.molecule.Bond method*), 110  
 is\_hydrogen\_bond() (*rmgpy.molecule.GroupBond method*), 123  
 is\_identical() (*rmgpy.molecule.Group method*), 128  
 is\_identical() (*rmgpy.molecule.Molecule method*), 118  
 is\_identical() (*rmgpy.species.Species method*), 210  
 is\_identical\_to() (*rmgpy.kinetics.Arrhenius method*), 78  
 is\_identical\_to() (*rmgpy.kinetics.Chebyshev method*), 87  
 is\_identical\_to() (*rmgpy.kinetics.KineticsData method*), 76  
 is\_identical\_to() (*rmgpy.kinetics.Lindemann method*), 91  
 is\_identical\_to() (*rmgpy.kinetics.MultiArrhenius method*), 79  
 is\_identical\_to() (*rmgpy.kinetics.MultiPDepArrhenius method*), 85  
 is\_identical\_to() (*rmgpy.kinetics.PDepArrhenius method*), 83  
 is\_identical\_to() (*rmgpy.kinetics.PDepKineticsData method*), 81  
 is\_identical\_to() (*rmgpy.kinetics.ThirdBody method*), 89  
 is\_identical\_to() (*rmgpy.kinetics.Troe method*), 94  
 is\_identical\_to() (*rmgpy.thermo.NASA method*), 236  
 is\_identical\_to() (*rmgpy.thermo.NASAPolynomial method*), 240  
 is\_identical\_to() (*rmgpy.thermo.ThermoData method*), 231  
 is\_identical\_to() (*rmgpy.thermo.Wilhoit method*), 234  
 is\_iodine() (*rmgpy.molecule.Atom method*), 109  
 is\_isomerization() (*rmgpy.data.kinetics.DepositoryReaction method*), 18  
 is\_isomerization() (*rmgpy.data.kinetics.LibraryReaction method*), 44  
 is\_isomerization() (*rmgpy.data.kinetics.TemplateReaction method*), 63  
 is\_isomerization() (*rmgpy.reaction.Reaction method*), 180  
 is\_isomerization() (*rmgpy.rmg.pdep.PDepReaction method*), 196  
 is\_isomorphic() (*rmgpy.data.kinetics.DepositoryReaction method*), 18  
 is\_isomorphic() (*rmgpy.data.kinetics.LibraryReaction method*), 44  
 is\_isomorphic() (*rmgpy.data.kinetics.TemplateReaction method*), 63  
 is\_isomorphic() (*rmgpy.molecule.graph.Graph method*), 102  
 is\_isomorphic() (*rmgpy.molecule.Group method*), 128  
 is\_isomorphic() (*rmgpy.molecule.Molecule method*), 118  
 is\_isomorphic() (*rmgpy.molecule.vf2.VF2 method*), 103  
 is\_isomorphic() (*rmgpy.reaction.Reaction method*), 180  
 is\_isomorphic() (*rmgpy.rmg.pdep.PDepReaction method*), 196  
 is\_isomorphic() (*rmgpy.species.Species method*), 210  
 is\_linear() (*rmgpy.molecule.Molecule method*), 118  
 is\_mapping\_valid() (*rmgpy.molecule.graph.Graph method*), 102  
 is\_mapping\_valid() (*rmgpy.molecule.Group method*), 128  
 is\_mapping\_valid() (*rmgpy.molecule.Molecule method*), 118  
 is\_molecule\_forbidden() (*rmgpy.data.kinetics.KineticsFamily method*), 31  
 is\_nitrogen() (*rmgpy.molecule.Atom method*), 109  
 is\_nitrogen() (*rmgpy.molecule.GroupAtom method*), 122  
 is\_non\_hydrogen() (*rmgpy.molecule.Atom method*), 109  
 is\_nos() (*rmgpy.molecule.Atom method*), 109  
 is\_order() (*rmgpy.molecule.Bond method*), 110  
 is\_oxygen() (*rmgpy.molecule.Atom method*), 109  
 is\_oxygen() (*rmgpy.molecule.GroupAtom method*), 122  
 is\_phosphorus() (*rmgpy.molecule.Atom method*), 109  
 is\_pressure\_dependent() (*rmgpy.kinetics.Arrhenius method*), 78  
 is\_pressure\_dependent() (*rmgpy.kinetics.Chebyshev method*), 87  
 is\_pressure\_dependent() (*rmgpy.kinetics.KineticsData method*), 76  
 is\_pressure\_dependent() (*rmgpy.kinetics.Lindemann method*), 91  
 is\_pressure\_dependent() (*rmgpy.kinetics.MultiArrhenius method*), 79  
 is\_pressure\_dependent() (*rmgpy.kinetics.MultiPDepArrhenius method*), 85



- `is_pressure_dependent()` (*rmgpy.kinetics.PDepArrhenius method*), 83  
`is_pressure_dependent()` (*rmgpy.kinetics.PDepKineticsData method*), 81  
`is_pressure_dependent()` (*rmgpy.kinetics.ThirdBody method*), 89  
`is_pressure_dependent()` (*rmgpy.kinetics.Troe method*), 94  
`is_pressure_valid()` (*rmgpy.kinetics.Chebyshev method*), 88  
`is_pressure_valid()` (*rmgpy.kinetics.Lindemann method*), 91  
`is_pressure_valid()` (*rmgpy.kinetics.MultiPDepArrhenius method*), 85  
`is_pressure_valid()` (*rmgpy.kinetics.PDepArrhenius method*), 83  
`is_pressure_valid()` (*rmgpy.kinetics.PDepKineticsData method*), 81  
`is_pressure_valid()` (*rmgpy.kinetics.ThirdBody method*), 89  
`is_pressure_valid()` (*rmgpy.kinetics.Troe method*), 94  
`is_quadruple()` (*rmgpy.molecule.Bond method*), 111  
`is_quadruple()` (*rmgpy.molecule.GroupBond method*), 123  
`is_radical()` (*rmgpy.molecule.Molecule method*), 119  
`is_silicon()` (*rmgpy.molecule.Atom method*), 109  
`is_similar_to()` (*rmgpy.kinetics.Arrhenius method*), 78  
`is_similar_to()` (*rmgpy.kinetics.Chebyshev method*), 88  
`is_similar_to()` (*rmgpy.kinetics.KineticsData method*), 76  
`is_similar_to()` (*rmgpy.kinetics.Lindemann method*), 92  
`is_similar_to()` (*rmgpy.kinetics.MultiArrhenius method*), 80  
`is_similar_to()` (*rmgpy.kinetics.MultiPDepArrhenius method*), 85  
`is_similar_to()` (*rmgpy.kinetics.PDepArrhenius method*), 83  
`is_similar_to()` (*rmgpy.kinetics.PDepKineticsData method*), 81  
`is_similar_to()` (*rmgpy.kinetics.ThirdBody method*), 89  
`is_similar_to()` (*rmgpy.kinetics.Troe method*), 94  
`is_similar_to()` (*rmgpy.thermo.NASA method*), 237  
`is_similar_to()` (*rmgpy.thermo.NASAPolynomial method*), 240  
`is_similar_to()` (*rmgpy.thermo.ThermoData method*), 231  
`is_similar_to()` (*rmgpy.thermo.Wilhoit method*), 234  
`is_single()` (*rmgpy.molecule.Bond method*), 111  
`is_single()` (*rmgpy.molecule.GroupBond method*), 123  
`is_specific_case_of()` (*rmgpy.molecule.Atom method*), 109  
`is_specific_case_of()` (*rmgpy.molecule.AtomType method*), 104  
`is_specific_case_of()` (*rmgpy.molecule.Bond method*), 111  
`is_specific_case_of()` (*rmgpy.molecule.graph.Edge method*), 99  
`is_specific_case_of()` (*rmgpy.molecule.graph.Vertex method*), 99  
`is_specific_case_of()` (*rmgpy.molecule.GroupAtom method*), 122  
`is_specific_case_of()` (*rmgpy.molecule.GroupBond method*), 123  
`is_structure_in_list()` (*rmgpy.species.Species method*), 210  
`is_subgraph_isomorphic()` (*rmgpy.molecule.graph.Graph method*), 102  
`is_subgraph_isomorphic()` (*rmgpy.molecule.Group method*), 128  
`is_subgraph_isomorphic()` (*rmgpy.molecule.Molecule method*), 119  
`is_subgraph_isomorphic()` (*rmgpy.molecule.vf2.VF2 method*), 103  
`is_sulfur()` (*rmgpy.molecule.Atom method*), 109  
`is_sulfur()` (*rmgpy.molecule.GroupAtom method*), 122  
`is_surface_reaction()` (*rmgpy.data.kinetics.DepositoryReaction method*), 19  
`is_surface_reaction()` (*rmgpy.data.kinetics.LibraryReaction method*), 45  
`is_surface_reaction()` (*rmgpy.data.kinetics.TemplateReaction method*), 64  
`is_surface_reaction()` (*rmgpy.reaction.Reaction method*), 181  
`is_surface_reaction()` (*rmgpy.rmg.pdep.PDepReaction method*), 196  
`is_surface_site()` (*rmgpy.molecule.Atom method*), 109  
`is_surface_site()` (*rmgpy.molecule.Group method*), 128  
`is_surface_site()` (*rmgpy.molecule.GroupAtom method*), 122  
`is_surface_site()` (*rmgpy.molecule.Molecule method*), 119

- is\_surface\_site() (*rmgpy.species.Species* method), 210  
 is\_temperature\_valid() (*rmgpy.kinetics.Arrhenius* method), 78  
 is\_temperature\_valid() (*rmgpy.kinetics.Chebyshev* method), 88  
 is\_temperature\_valid() (*rmgpy.kinetics.KineticsData* method), 76  
 is\_temperature\_valid() (*rmgpy.kinetics.Lindemann* method), 92  
 is\_temperature\_valid() (*rmgpy.kinetics.MultiArrhenius* method), 80  
 is\_temperature\_valid() (*rmgpy.kinetics.MultiPDepArrhenius* method), 85  
 is\_temperature\_valid() (*rmgpy.kinetics.PDepArrhenius* method), 83  
 is\_temperature\_valid() (*rmgpy.kinetics.PDepKineticsData* method), 81  
 is\_temperature\_valid() (*rmgpy.kinetics.ThirdBody* method), 90  
 is\_temperature\_valid() (*rmgpy.kinetics.Troe* method), 94  
 is\_temperature\_valid() (*rmgpy.thermo.NASA* method), 237  
 is\_temperature\_valid() (*rmgpy.thermo.NASAPolynomial* method), 240  
 is\_temperature\_valid() (*rmgpy.thermo.ThermoData* method), 231  
 is\_temperature\_valid() (*rmgpy.thermo.Wilhoit* method), 234  
 is\_termolecular() (*rmgpy.pdep.Configuration* method), 149  
 is\_transition\_state() (*rmgpy.pdep.Configuration* method), 149  
 is\_triple() (*rmgpy.molecule.Bond* method), 111  
 is\_triple() (*rmgpy.molecule.GroupBond* method), 124  
 is\_uncertainty\_additive() (*rmgpy.quantity.ArrayQuantity* method), 175  
 is\_uncertainty\_additive() (*rmgpy.quantity.ScalarQuantity* method), 174  
 is\_uncertainty\_multiplicative() (*rmgpy.quantity.ArrayQuantity* method), 175  
 is\_uncertainty\_multiplicative() (*rmgpy.quantity.ScalarQuantity* method), 174  
 is\_unimolecular() (*rmgpy.data.kinetics.DepositoryReaction* method), 19  
 is\_unimolecular() (*rmgpy.data.kinetics.LibraryReaction* method), 45  
 is\_unimolecular() (*rmgpy.data.kinetics.TemplateReaction* method), 64  
 is\_unimolecular() (*rmgpy.pdep.Configuration* method), 149  
 is\_unimolecular() (*rmgpy.reaction.Reaction* method), 181  
 is\_unimolecular() (*rmgpy.rmg.pdep.PDepReaction* method), 196  
 is\_van\_der\_waals() (*rmgpy.molecule.Bond* method), 111  
 is\_van\_der\_waals() (*rmgpy.molecule.GroupBond* method), 124  
 is\_vertex\_in\_cycle() (*rmgpy.molecule.graph.Graph* method), 102  
 is\_vertex\_in\_cycle() (*rmgpy.molecule.Group* method), 128  
 is\_vertex\_in\_cycle() (*rmgpy.molecule.Molecule* method), 119
- ## J
- jacobian() (*rmgpy.solver.LiquidReactor* method), 203  
 jacobian() (*rmgpy.solver.SimpleReactor* method), 201
- ## K
- kdata (*rmgpy.kinetics.KineticsData* attribute), 77  
 kdata (*rmgpy.kinetics.PDepKineticsData* attribute), 81  
 KekulizationError, 243  
 kekulize() (in module *rmgpy.molecule.kekulize*), 134  
 kekulize() (*rmgpy.molecule.kekulize.AromaticRing* method), 134  
 kekulize() (*rmgpy.molecule.Molecule* method), 119  
 keywords (*rmgpy.qm.gaussian.GaussianMolPM3* attribute), 162  
 keywords (*rmgpy.qm.gaussian.GaussianMolPM6* attribute), 164  
 keywords (*rmgpy.qm.mopac.MopacMol* attribute), 166  
 KineticsData (class in *rmgpy.kinetics*), 76  
 KineticsDatabase (class in *rmgpy.data.kinetics*), 21  
 KineticsDepository (class in *rmgpy.data.kinetics*), 23  
 KineticsError, 243  
 KineticsFamily (class in *rmgpy.data.kinetics*), 25  
 KineticsGroups (class in *rmgpy.data.kinetics*), 34  
 KineticsLibrary (class in *rmgpy.data.kinetics*), 36  
 KineticsRules (class in *rmgpy.data.kinetics*), 39  
 KineticsSensitivity (class in *arkane.sensitivity*), 6  
 KRotor (class in *rmgpy.statmech*), 218  
 kunits (*rmgpy.kinetics.Chebyshev* attribute), 88

## L

- label (*rmgpy.thermo.NASA attribute*), 237
- label (*rmgpy.thermo.NASAPolynomial attribute*), 240
- label (*rmgpy.thermo.ThermoData attribute*), 231
- label (*rmgpy.thermo.Wilhoit attribute*), 234
- LibraryReaction (*class in rmgpy.data.kinetics*), 41
- Lindemann (*class in rmgpy.kinetics*), 90
- LinearRotor (*class in rmgpy.statmech*), 215
- LiquidReactor (*class in rmgpy.solver*), 201
- load() (*rmgpy.data.base.Database method*), 14
- load() (*rmgpy.data.kinetics.KineticsDatabase method*), 22
- load() (*rmgpy.data.kinetics.KineticsDepository method*), 24
- load() (*rmgpy.data.kinetics.KineticsFamily method*), 31
- load() (*rmgpy.data.kinetics.KineticsGroups method*), 35
- load() (*rmgpy.data.kinetics.KineticsLibrary method*), 37
- load() (*rmgpy.data.kinetics.KineticsRules method*), 40
- load() (*rmgpy.data.statmech.StatmechDatabase method*), 48
- load() (*rmgpy.data.statmech.StatmechDepository method*), 49
- load() (*rmgpy.data.statmech.StatmechGroups method*), 56
- load() (*rmgpy.data.statmech.StatmechLibrary method*), 58
- load() (*rmgpy.data.thermo.ThermoDatabase method*), 67
- load() (*rmgpy.data.thermo.ThermoDepository method*), 69
- load() (*rmgpy.data.thermo.ThermoGroups method*), 71
- load() (*rmgpy.data.thermo.ThermoLibrary method*), 73
- load\_chemkin\_file() (*in module rmgpy.chemkin*), 9
- load\_depository() (*rmgpy.data.statmech.StatmechDatabase method*), 48
- load\_depository() (*rmgpy.data.thermo.ThermoDatabase method*), 67
- load\_entry() (*rmgpy.data.kinetics.KineticsDepository method*), 24
- load\_entry() (*rmgpy.data.kinetics.KineticsGroups method*), 35
- load\_entry() (*rmgpy.data.kinetics.KineticsLibrary method*), 37
- load\_entry() (*rmgpy.data.kinetics.KineticsRules method*), 40
- load\_entry() (*rmgpy.data.statmech.StatmechDepository method*), 49
- load\_entry() (*rmgpy.data.statmech.StatmechGroups method*), 56
- load\_entry() (*rmgpy.data.statmech.StatmechLibrary method*), 58
- load\_entry() (*rmgpy.data.thermo.ThermoDepository method*), 69
- load\_entry() (*rmgpy.data.thermo.ThermoGroups method*), 71
- load\_entry() (*rmgpy.data.thermo.ThermoLibrary method*), 73
- load\_families() (*rmgpy.data.kinetics.KineticsDatabase method*), 22
- load\_forbidden() (*rmgpy.data.kinetics.KineticsFamily method*), 31
- load\_groups() (*rmgpy.data.statmech.StatmechDatabase method*), 48
- load\_groups() (*rmgpy.data.thermo.ThermoDatabase method*), 67
- load\_input() (*rmgpy.rmg.main.RMG method*), 188
- load\_libraries() (*rmgpy.data.kinetics.KineticsDatabase method*), 22
- load\_libraries() (*rmgpy.data.statmech.StatmechDatabase method*), 48
- load\_libraries() (*rmgpy.data.thermo.ThermoDatabase method*), 67
- load\_old() (*rmgpy.data.base.Database method*), 14
- load\_old() (*rmgpy.data.kinetics.KineticsDatabase method*), 22
- load\_old() (*rmgpy.data.kinetics.KineticsDepository method*), 24
- load\_old() (*rmgpy.data.kinetics.KineticsFamily method*), 31
- load\_old() (*rmgpy.data.kinetics.KineticsGroups method*), 35
- load\_old() (*rmgpy.data.kinetics.KineticsLibrary method*), 37
- load\_old() (*rmgpy.data.kinetics.KineticsRules method*), 40
- load\_old() (*rmgpy.data.statmech.StatmechDatabase method*), 48
- load\_old() (*rmgpy.data.statmech.StatmechDepository method*), 49
- load\_old() (*rmgpy.data.statmech.StatmechGroups method*), 56
- load\_old() (*rmgpy.data.statmech.StatmechLibrary method*), 58
- load\_old() (*rmgpy.data.thermo.ThermoDatabase method*), 67
- load\_old() (*rmgpy.data.thermo.ThermoDepository method*), 69
- load\_old() (*rmgpy.data.thermo.ThermoGroups method*), 71
- load\_old() (*rmgpy.data.thermo.ThermoLibrary method*), 73
- load\_old\_dictionary() (*rmgpy.data.base.Database method*), 14
- load\_old\_dictionary() (*rmgpy.data.kinetics.KineticsDepository method*), 69

method), 24  
 load\_old\_dictionary() (rmgpy.data.kinetics.KineticsFamily method), 31  
 load\_old\_dictionary() (rmgpy.data.kinetics.KineticsGroups method), 35  
 load\_old\_dictionary() (rmgpy.data.kinetics.KineticsLibrary method), 37  
 load\_old\_dictionary() (rmgpy.data.kinetics.KineticsRules method), 40  
 load\_old\_dictionary() (rmgpy.data.statmech.StatmechDepository method), 49  
 load\_old\_dictionary() (rmgpy.data.statmech.StatmechGroups method), 56  
 load\_old\_dictionary() (rmgpy.data.statmech.StatmechLibrary method), 58  
 load\_old\_dictionary() (rmgpy.data.thermo.ThermoDepository method), 69  
 load\_old\_dictionary() (rmgpy.data.thermo.ThermoGroups method), 71  
 load\_old\_dictionary() (rmgpy.data.thermo.ThermoLibrary method), 73  
 load\_old\_library() (rmgpy.data.base.Database method), 14  
 load\_old\_library() (rmgpy.data.kinetics.KineticsDepository method), 24  
 load\_old\_library() (rmgpy.data.kinetics.KineticsFamily method), 31  
 load\_old\_library() (rmgpy.data.kinetics.KineticsGroups method), 35  
 load\_old\_library() (rmgpy.data.kinetics.KineticsLibrary method), 37  
 load\_old\_library() (rmgpy.data.kinetics.KineticsRules method), 40  
 load\_old\_library() (rmgpy.data.statmech.StatmechDepository method), 49  
 load\_old\_library() (rmgpy.data.statmech.StatmechGroups method), 56  
 load\_old\_library() (rmgpy.data.statmech.StatmechLibrary method), 59  
 load\_old\_library() (rmgpy.data.thermo.ThermoDepository method), 69  
 load\_old\_library() (rmgpy.data.thermo.ThermoGroups method), 71  
 load\_old\_library() (rmgpy.data.thermo.ThermoLibrary method), 74  
 load\_old\_template() (rmgpy.data.kinetics.KineticsFamily method), 31  
 load\_old\_tree() (rmgpy.data.base.Database method), 14  
 load\_old\_tree() (rmgpy.data.kinetics.KineticsDepository method), 24  
 load\_old\_tree() (rmgpy.data.kinetics.KineticsFamily method), 31  
 load\_old\_tree() (rmgpy.data.kinetics.KineticsGroups method), 35  
 load\_old\_tree() (rmgpy.data.kinetics.KineticsLibrary method), 37  
 load\_old\_tree() (rmgpy.data.kinetics.KineticsRules method), 40  
 load\_old\_tree() (rmgpy.data.statmech.StatmechDepository method), 49  
 load\_old\_tree() (rmgpy.data.statmech.StatmechGroups method), 56  
 load\_old\_tree() (rmgpy.data.statmech.StatmechLibrary method), 59  
 load\_old\_tree() (rmgpy.data.thermo.ThermoDepository method), 69  
 load\_old\_tree() (rmgpy.data.thermo.ThermoGroups method), 71  
 load\_old\_tree() (rmgpy.data.thermo.ThermoLibrary method), 74  
 load\_recipe() (rmgpy.data.kinetics.KineticsFamily method), 32  
 load\_recommended\_families() (rmgpy.data.kinetics.KineticsDatabase method), 22  
 load\_rmg\_java\_input() (rmgpy.rmg.main.RMG method), 188  
 load\_species\_dictionary() (in module rmgpy.chemkin), 9  
 load\_surface() (rmgpy.data.thermo.ThermoDatabase method), 67  
 load\_template() (rmgpy.data.kinetics.KineticsFamily method), 32  
 load\_thermo\_data() (rmgpy.qm.gaussian.GaussianMol method), 161  
 load\_thermo\_data() (rmgpy.qm.gaussian.GaussianMolPM3 method), 162  
 load\_thermo\_data() (rmgpy.qm.gaussian.GaussianMolPM6 method), 164  
 load\_thermo\_data() (rmgpy.qm.molecule.QMMolecule method), 157  
 load\_thermo\_data() (rmgpy.qm.mopac.MopacMol method), 166  
 load\_thermo\_data() (rmgpy.qm.mopac.MopacMolPM3 method), 168  
 load\_thermo\_data() (rmgpy.qm.mopac.MopacMolPM6 method), 170



`load_thermo_data()` (*rmgpy.qm.mopac.MopacMolPM7 method*), 171  
`load_thermo_input()` (*rmgpy.rmg.main.RMG method*), 188  
`load_transport_file()` (*in module rmgpy.chemkin*), 9  
`log_conversions()` (*rmgpy.solver.LiquidReactor method*), 203  
`log_conversions()` (*rmgpy.solver.MBSampledReactor method*), 207  
`log_conversions()` (*rmgpy.solver.ReactionSystem method*), 198  
`log_conversions()` (*rmgpy.solver.SimpleReactor method*), 201  
`log_conversions()` (*rmgpy.solver.SurfaceReactor method*), 204  
`log_enlarge_summary()` (*rmgpy.rmg.model.CoreEdgeReactionModel method*), 185  
`log_header()` (*rmgpy.rmg.main.RMG method*), 188  
`log_initial_conditions()` (*rmgpy.solver.SurfaceReactor method*), 204  
`log_rates()` (*rmgpy.solver.LiquidReactor method*), 203  
`log_rates()` (*rmgpy.solver.MBSampledReactor method*), 207  
`log_rates()` (*rmgpy.solver.ReactionSystem method*), 199  
`log_rates()` (*rmgpy.solver.SimpleReactor method*), 201  
`log_rates()` (*rmgpy.solver.SurfaceReactor method*), 204  
`log_summary()` (*rmgpy.pdep.Network method*), 151  
`log_summary()` (*rmgpy.rmg.pdep.PDepNetwork method*), 191  
`LogicAnd` (*class in rmgpy.data.base*), 46  
`LogicNode` (*class in rmgpy.data.base*), 46  
`LogicOr` (*class in rmgpy.data.base*), 46

## M

`make_bond()` (*rmgpy.molecule.GroupBond method*), 124  
`make_logic_node()` (*in module rmgpy.data.base*), 46  
`make_new_pdep_reaction()` (*rmgpy.rmg.model.CoreEdgeReactionModel method*), 185  
`make_new_reaction()` (*rmgpy.rmg.model.CoreEdgeReactionModel method*), 185  
`make_new_species()` (*rmgpy.rmg.model.CoreEdgeReactionModel method*), 185  
`make_object()` (*rmgpy.pdep.SingleExponentialDown method*), 147  
`make_object()` (*rmgpy.quantity.ArrayQuantity method*), 175  
`make_object()` (*rmgpy.quantity.ScalarQuantity method*), 174  
`make_object()` (*rmgpy.statmech.Conformer method*), 229  
`make_object()` (*rmgpy.statmech.HarmonicOscillator method*), 222  
`make_object()` (*rmgpy.statmech.HinderedRotor method*), 225  
`make_object()` (*rmgpy.statmech.IdealGasTranslation method*), 215  
`make_object()` (*rmgpy.statmech.KRotor method*), 219  
`make_object()` (*rmgpy.statmech.LinearRotor method*), 216  
`make_object()` (*rmgpy.statmech.NonlinearRotor method*), 218  
`make_object()` (*rmgpy.statmech.SphericalTopRotor method*), 221  
`make_object()` (*rmgpy.thermo.NASA method*), 237  
`make_object()` (*rmgpy.thermo.NASAPolynomial method*), 240  
`make_object()` (*rmgpy.thermo.ThermoData method*), 231  
`make_object()` (*rmgpy.thermo.Wilhoit method*), 234  
`make_profile_graph()` (*in module rmgpy.rmg.main*), 189  
`make_sample_atom()` (*rmgpy.molecule.GroupAtom method*), 122  
`make_sample_molecule()` (*rmgpy.molecule.Group method*), 128  
`make_seed_mech()` (*rmgpy.rmg.main.RMG method*), 189  
`make_species_labels_independent()` (*rmgpy.rmg.main.RMG method*), 189  
`make_tree()` (*rmgpy.data.kinetics.KineticsFamily method*), 32  
`map_densities_of_states()` (*rmgpy.pdep.Network method*), 151  
`map_densities_of_states()` (*rmgpy.rmg.pdep.PDepNetwork method*), 191  
`map_density_of_states()` (*rmgpy.pdep.Configuration method*), 149  
`map_sum_of_states()` (*rmgpy.pdep.Configuration method*), 150  
`mark_chemkin_duplicates()` (*rmgpy.rmg.model.CoreEdgeReactionModel method*), 185  
`mark_duplicate_reactions()` (*in module rmgpy.chemkin*), 10  
`mark_unreactive_structures()` (*in module rmgpy.molecule.filtration*), 136  
`mark_valid_duplicates()`

(*rmgpy.data.kinetics.KineticsLibrary* method),  
 37  
*mass* (*rmgpy.statmech.Conformer* attribute), 229  
*mass* (*rmgpy.statmech.IdealGasTranslation* attribute),  
 215  
*match\_logic\_or()* (*rmgpy.data.base.LogicOr*  
*method*), 46  
*match\_node\_to\_child()* (*rmgpy.data.base.Database*  
*method*), 14  
*match\_node\_to\_child()*  
 (*rmgpy.data.kinetics.KineticsDepository*  
*method*), 24  
*match\_node\_to\_child()*  
 (*rmgpy.data.kinetics.KineticsFamily* method),  
 32  
*match\_node\_to\_child()*  
 (*rmgpy.data.kinetics.KineticsGroups* method),  
 35  
*match\_node\_to\_child()*  
 (*rmgpy.data.kinetics.KineticsLibrary* method),  
 38  
*match\_node\_to\_child()*  
 (*rmgpy.data.kinetics.KineticsRules* method), 40  
*match\_node\_to\_child()*  
 (*rmgpy.data.statmech.StatmechDepository*  
*method*), 49  
*match\_node\_to\_child()*  
 (*rmgpy.data.statmech.StatmechGroups*  
*method*), 56  
*match\_node\_to\_child()*  
 (*rmgpy.data.statmech.StatmechLibrary*  
*method*), 59  
*match\_node\_to\_child()*  
 (*rmgpy.data.thermo.ThermoDepository*  
*method*), 69  
*match\_node\_to\_child()*  
 (*rmgpy.data.thermo.ThermoGroups* method),  
 71  
*match\_node\_to\_child()*  
 (*rmgpy.data.thermo.ThermoLibrary* method),  
 74  
*match\_node\_to\_node()* (*rmgpy.data.base.Database*  
*method*), 14  
*match\_node\_to\_node()*  
 (*rmgpy.data.kinetics.KineticsDepository*  
*method*), 24  
*match\_node\_to\_node()*  
 (*rmgpy.data.kinetics.KineticsFamily* method),  
 32  
*match\_node\_to\_node()*  
 (*rmgpy.data.kinetics.KineticsGroups* method),  
 35  
*match\_node\_to\_node()*  
 (*rmgpy.data.kinetics.KineticsLibrary* method),  
 38  
*match\_node\_to\_node()*  
 (*rmgpy.data.kinetics.KineticsRules* method), 40  
*match\_node\_to\_node()*  
 (*rmgpy.data.statmech.StatmechDepository*  
*method*), 49  
*match\_node\_to\_node()*  
 (*rmgpy.data.statmech.StatmechGroups*  
*method*), 56  
*match\_node\_to\_node()*  
 (*rmgpy.data.statmech.StatmechLibrary*  
*method*), 59  
*match\_node\_to\_node()*  
 (*rmgpy.data.thermo.ThermoDepository*  
*method*), 69  
*match\_node\_to\_node()*  
 (*rmgpy.data.thermo.ThermoGroups* method),  
 72  
*match\_node\_to\_node()*  
 (*rmgpy.data.thermo.ThermoLibrary* method),  
 74  
*match\_node\_to\_structure()*  
 (*rmgpy.data.base.Database* method), 14  
*match\_node\_to\_structure()*  
 (*rmgpy.data.kinetics.KineticsDepository*  
*method*), 24  
*match\_node\_to\_structure()*  
 (*rmgpy.data.kinetics.KineticsFamily* method),  
 32  
*match\_node\_to\_structure()*  
 (*rmgpy.data.kinetics.KineticsGroups* method),  
 35  
*match\_node\_to\_structure()*  
 (*rmgpy.data.kinetics.KineticsLibrary* method),  
 38  
*match\_node\_to\_structure()*  
 (*rmgpy.data.kinetics.KineticsRules* method), 40  
*match\_node\_to\_structure()*  
 (*rmgpy.data.statmech.StatmechDepository*  
*method*), 49  
*match\_node\_to\_structure()*  
 (*rmgpy.data.statmech.StatmechGroups*  
*method*), 56  
*match\_node\_to\_structure()*  
 (*rmgpy.data.statmech.StatmechLibrary*  
*method*), 59  
*match\_node\_to\_structure()*  
 (*rmgpy.data.thermo.ThermoDepository*  
*method*), 69  
*match\_node\_to\_structure()*  
 (*rmgpy.data.thermo.ThermoGroups* method),  
 72  
*match\_node\_to\_structure()*  
 (*rmgpy.data.thermo.ThermoLibrary* method),

- 74
- `match_to_structure()` (*rmgpy.data.base.LogicAnd method*), 46
- `match_to_structure()` (*rmgpy.data.base.LogicOr method*), 46
- `matches_species()` (*rmgpy.data.kinetics.DepositoryReaction method*), 19
- `matches_species()` (*rmgpy.data.kinetics.LibraryReaction method*), 45
- `matches_species()` (*rmgpy.data.kinetics.TemplateReaction method*), 64
- `matches_species()` (*rmgpy.reaction.Reaction method*), 181
- `matches_species()` (*rmgpy.rmg.pdep.PDepReaction method*), 196
- `max_attempts()` (*rmgpy.qm.gaussian.GaussianMol property*), 161
- `max_attempts()` (*rmgpy.qm.gaussian.GaussianMolPM3 property*), 162
- `max_attempts()` (*rmgpy.qm.gaussian.GaussianMolPM6 property*), 164
- `max_attempts()` (*rmgpy.qm.molecule.QMMolecule property*), 158
- `max_attempts()` (*rmgpy.qm.mopac.MopacMol property*), 166
- `max_attempts()` (*rmgpy.qm.mopac.MopacMolPM3 property*), 168
- `max_attempts()` (*rmgpy.qm.mopac.MopacMolPM6 property*), 170
- `max_attempts()` (*rmgpy.qm.mopac.MopacMolPM7 property*), 171
- `MBSampledReactor` (*class in rmgpy.solver*), 205
- `merge()` (*rmgpy.molecule.graph.Graph method*), 102
- `merge()` (*rmgpy.molecule.Group method*), 128
- `merge()` (*rmgpy.molecule.Molecule method*), 119
- `merge()` (*rmgpy.rmg.model.ReactionModel method*), 186
- `merge()` (*rmgpy.rmg.pdep.PDepNetwork method*), 192
- `merge_groups()` (*rmgpy.molecule.Group method*), 129
- `modes` (*rmgpy.statmech.Conformer attribute*), 229
- `ModifiedStrongCollisionError`, 243
- module
- arkane, 3
  - arkane.output, 5
  - arkane.sensitivity, 6
  - rmgpy.chemkin, 8
  - rmgpy.constants, 11
  - rmgpy.data, 11
  - rmgpy.exceptions, 241
  - rmgpy.kinetics, 75
  - rmgpy.molecule, 97
  - rmgpy.molecule.adjlist, 141
  - rmgpy.molecule.converter, 139
  - rmgpy.molecule.filtration, 135
  - rmgpy.molecule.kekulize, 134
  - rmgpy.molecule.pathfinder, 136
  - rmgpy.molecule.resonance, 131
  - rmgpy.molecule.translator, 139
  - rmgpy.pdep, 145
  - rmgpy.qm, 153
  - rmgpy.quantity, 172
  - rmgpy.reaction, 176
  - rmgpy.rmg, 182
  - rmgpy.solver, 197
  - rmgpy.species, 208
  - rmgpy.statmech, 212
  - rmgpy.statmech.schrodinger, 226
  - rmgpy.thermo, 229
- `molecular_weight` (*rmgpy.species.Species attribute*), 210
- `Molecule` (*class in rmgpy.molecule*), 111
- `MoleculeDrawer` (*class in rmgpy.molecule.draw*), 144
- `Mopac` (*class in rmgpy.qm.mopac*), 165
- `MopacMol` (*class in rmgpy.qm.mopac*), 165
- `MopacMolPM3` (*class in rmgpy.qm.mopac*), 167
- `MopacMolPM6` (*class in rmgpy.qm.mopac*), 168
- `MopacMolPM7` (*class in rmgpy.qm.mopac*), 170
- `MultiArrhenius` (*class in rmgpy.kinetics*), 79
- `MultiPDepArrhenius` (*class in rmgpy.kinetics*), 84
- `multiplicity` (*rmgpy.species.Species attribute*), 210
- ## N
- `n` (*rmgpy.kinetics.Arrhenius attribute*), 78
- `n` (*rmgpy.pdep.SingleExponentialDown attribute*), 147
- `NASA` (*class in rmgpy.thermo*), 235
- `NASAPolynomial` (*class in rmgpy.thermo*), 238
- `NegativeBarrierException`, 243
- `Network` (*class in rmgpy.pdep*), 150
- `NetworkError`, 243
- `NonlinearRotor` (*class in rmgpy.statmech*), 217
- `number` (*rmgpy.statmech.Conformer attribute*), 229
- `numberOfAtoms` (*rmgpy.qm.qmdata.QMData attribute*), 158
- ## O
- `octet_filtration()` (*in module rmgpy.molecule.filtration*), 136
- `optical_isomers` (*rmgpy.statmech.Conformer attribute*), 229
- `output_file_path()` (*rmgpy.qm.gaussian.GaussianMol property*), 161
- `output_file_path()` (*rmgpy.qm.gaussian.GaussianMolPM3 property*), 163
- `output_file_path()` (*rmgpy.qm.gaussian.GaussianMolPM6 property*), 164
- `output_file_path()` (*rmgpy.qm.molecule.QMMolecule property*), 158

output\_file\_path() (*rmgpy.qm.mopac.MopacMol* property), 166  
 output\_file\_path() (*rmgpy.qm.mopac.MopacMolPM3* property), 168  
 output\_file\_path() (*rmgpy.qm.mopac.MopacMolPM6* property), 170  
 output\_file\_path() (*rmgpy.qm.mopac.MopacMolPM7* property), 171  
 OutputError, 243

## P

parse() (*rmgpy.qm.gaussian.Gaussian* method), 159  
 parse() (*rmgpy.qm.gaussian.GaussianMol* method), 161  
 parse() (*rmgpy.qm.gaussian.GaussianMolPM3* method), 163  
 parse() (*rmgpy.qm.gaussian.GaussianMolPM6* method), 164  
 parse() (*rmgpy.qm.molecule.QMolecule* method), 158  
 parse() (*rmgpy.qm.mopac.MopacMol* method), 166  
 parse() (*rmgpy.qm.mopac.MopacMolPM3* method), 168  
 parse() (*rmgpy.qm.mopac.MopacMolPM6* method), 170  
 parse() (*rmgpy.qm.mopac.MopacMolPM7* method), 171  
 parse() (*rmgpy.qm.symmetry.SymmetryJob* method), 159  
 parse\_old\_library() (*rmgpy.data.base.Database* method), 15  
 parse\_old\_library() (*rmgpy.data.kinetics.KineticsDepository* method), 25  
 parse\_old\_library() (*rmgpy.data.kinetics.KineticsFamily* method), 32  
 parse\_old\_library() (*rmgpy.data.kinetics.KineticsGroups* method), 36  
 parse\_old\_library() (*rmgpy.data.kinetics.KineticsLibrary* method), 38  
 parse\_old\_library() (*rmgpy.data.kinetics.KineticsRules* method), 41  
 parse\_old\_library() (*rmgpy.data.statmech.StatmechDepository* method), 50  
 parse\_old\_library() (*rmgpy.data.statmech.StatmechGroups* method), 57  
 parse\_old\_library() (*rmgpy.data.statmech.StatmechLibrary* method), 59  
 parse\_old\_library() (*rmgpy.data.thermo.ThermoDepository* method), 70  
 parse\_old\_library() (*rmgpy.data.thermo.ThermoGroups* method), 72  
 parse\_old\_library() (*rmgpy.data.thermo.ThermoLibrary* method), 74  
 Pdata (*rmgpy.kinetics.PDepKineticsData* attribute), 80  
 PDepArrhenius (class in *rmgpy.kinetics*), 82  
 PDepKineticsData (class in *rmgpy.kinetics*), 80  
 PDepNetwork (class in *rmgpy.rmg.pdep*), 190  
 PDepReaction (class in *rmgpy.rmg.pdep*), 193  
 PDepSensitivity (class in *arkane.sensitivity*), 7  
 perturb() (*arkane.sensitivity.KineticsSensitivity* method), 7  
 perturb() (*arkane.sensitivity.PDepSensitivity* method), 7  
 pick\_wildcards() (*rmgpy.molecule.Group* method), 129  
 plot() (*arkane.sensitivity.KineticsSensitivity* method), 7  
 plot() (*arkane.sensitivity.PDepSensitivity* method), 7  
 Pmax (*rmgpy.kinetics.Arrhenius* attribute), 77  
 Pmax (*rmgpy.kinetics.Chebyshev* attribute), 86  
 Pmax (*rmgpy.kinetics.KineticsData* attribute), 76  
 Pmax (*rmgpy.kinetics.Lindemann* attribute), 90  
 Pmax (*rmgpy.kinetics.MultiArrhenius* attribute), 79  
 Pmax (*rmgpy.kinetics.MultiPDepArrhenius* attribute), 84  
 Pmax (*rmgpy.kinetics.PDepArrhenius* attribute), 82  
 Pmax (*rmgpy.kinetics.PDepKineticsData* attribute), 80  
 Pmax (*rmgpy.kinetics.ThirdBody* attribute), 88  
 Pmax (*rmgpy.kinetics.Troe* attribute), 93  
 Pmin (*rmgpy.kinetics.Arrhenius* attribute), 77  
 Pmin (*rmgpy.kinetics.Chebyshev* attribute), 86  
 Pmin (*rmgpy.kinetics.KineticsData* attribute), 76  
 Pmin (*rmgpy.kinetics.Lindemann* attribute), 91  
 Pmin (*rmgpy.kinetics.MultiArrhenius* attribute), 79  
 Pmin (*rmgpy.kinetics.MultiPDepArrhenius* attribute), 84  
 Pmin (*rmgpy.kinetics.PDepArrhenius* attribute), 82  
 Pmin (*rmgpy.kinetics.PDepKineticsData* attribute), 80  
 Pmin (*rmgpy.kinetics.ThirdBody* attribute), 88  
 Pmin (*rmgpy.kinetics.Troe* attribute), 93  
 PointGroup (class in *rmgpy.qm.symmetry*), 159  
 PointGroupCalculator (class in *rmgpy.qm.symmetry*), 159  
 poly1 (*rmgpy.thermo.NASA* attribute), 237  
 poly2 (*rmgpy.thermo.NASA* attribute), 237  
 poly3 (*rmgpy.thermo.NASA* attribute), 237  
 polynomials (*rmgpy.thermo.NASA* attribute), 237  
 populate\_resonance\_algorithms() (in module *rmgpy.molecule.resonance*), 133  
 PressureDependenceError, 243



- pressures (*rmgpy.kinetics.PDepArrhenius* attribute), 83
- prettify() (*in module arkane.output*), 6
- PrettifyVisitor (*class in arkane.output*), 5
- prioritize\_thermo() (*rmgpy.data.thermo.ThermoDatabase* method), 67
- process\_bonds() (*rmgpy.molecule.kekulize.AromaticRing* method), 134
- process\_new\_reactions() (*rmgpy.rmg.model.CoreEdgeReactionModel* method), 185
- process\_old\_library\_entry() (*rmgpy.data.kinetics.KineticsRules* method), 41
- process\_old\_library\_entry() (*rmgpy.data.statmech.StatmechGroups* method), 57
- process\_old\_library\_entry() (*rmgpy.data.statmech.StatmechLibrary* method), 59
- process\_old\_library\_entry() (*rmgpy.data.thermo.ThermoGroups* method), 72
- process\_old\_library\_entry() (*rmgpy.data.thermo.ThermoLibrary* method), 74
- process\_pdep\_networks() (*rmgpy.rmg.main.RMG* method), 189
- process\_profile\_stats() (*in module rmgpy.rmg.main*), 190
- process\_reactions\_to\_species() (*rmgpy.rmg.main.RMG* method), 189
- process\_to\_species\_networks() (*rmgpy.rmg.main.RMG* method), 189
- prune() (*rmgpy.rmg.model.CoreEdgeReactionModel* method), 185
- prune\_heteroatoms() (*rmgpy.data.thermo.ThermoDatabase* method), 67
- prune\_tree() (*rmgpy.data.kinetics.KineticsFamily* method), 32
- PseudoFit (*class in rmgpy.data.statmechfit*), 54
- PseudoRotorFit (*class in rmgpy.data.statmechfit*), 53
- ## Q
- QMCalculator (*class in rmgpy.qm.main*), 155
- QMData (*class in rmgpy.qm.qmdata*), 158
- QMmolecule (*class in rmgpy.qm.molecule*), 156
- QMSettings (*class in rmgpy.qm.main*), 155
- QMVerifier (*class in rmgpy.qm.qmverifier*), 158
- Quantity() (*in module rmgpy.quantity*), 176
- QuantityError, 243
- quantum (*rmgpy.statmech.HarmonicOscillator* attribute), 223
- quantum (*rmgpy.statmech.HinderedRotor* attribute), 225
- quantum (*rmgpy.statmech.IdealGasTranslation* attribute), 215
- quantum (*rmgpy.statmech.KRotor* attribute), 219
- quantum (*rmgpy.statmech.LinearRotor* attribute), 217
- quantum (*rmgpy.statmech.NonlinearRotor* attribute), 218
- quantum (*rmgpy.statmech.SphericalTopRotor* attribute), 221
- ## R
- rd\_build() (*rmgpy.qm.molecule.Geometry* method), 156
- rd\_embed() (*rmgpy.qm.molecule.Geometry* method), 156
- react\_init\_tuples() (*rmgpy.rmg.main.RMG* method), 189
- react\_molecules() (*rmgpy.data.kinetics.KineticsDatabase* method), 22
- Reaction (*class in rmgpy.reaction*), 176
- ReactionDrawer (*class in rmgpy.molecule.draw*), 144
- ReactionError, 243
- ReactionModel (*class in rmgpy.rmg.model*), 186
- ReactionPairsError, 244
- ReactionRecipe (*class in rmgpy.data.kinetics*), 47
- ReactionSystem (*class in rmgpy.solver*), 198
- read\_input\_file() (*in module rmgpy.rmg.input*), 187
- read\_kinetics\_entry() (*in module rmgpy.chemkin*), 9
- read\_meaningful\_line\_java() (*rmgpy.rmg.main.RMG* method), 189
- read\_reaction\_comments() (*in module rmgpy.chemkin*), 9
- read\_reactions\_block() (*in module rmgpy.chemkin*), 9
- read\_thermo\_entry() (*in module rmgpy.chemkin*), 9
- reconstruct\_kinetics\_from\_source() (*rmgpy.data.kinetics.KineticsDatabase* method), 22
- record\_polycyclic\_generic\_nodes() (*rmgpy.data.thermo.ThermoDatabase* method), 67
- record\_ring\_generic\_nodes() (*rmgpy.data.thermo.ThermoDatabase* method), 67
- register\_listeners() (*rmgpy.rmg.main.RMG* method), 189
- register\_reaction() (*rmgpy.rmg.model.CoreEdgeReactionModel* method), 185
- regularize() (*rmgpy.data.kinetics.KineticsFamily* method), 32
- remove\_atom() (*rmgpy.molecule.Group* method), 129

remove\_atom() (*rmgpy.molecule.Molecule* method), 119  
 remove\_bond() (*rmgpy.molecule.Group* method), 129  
 remove\_bond() (*rmgpy.molecule.Molecule* method), 119  
 remove\_comment\_from\_line() (in module *rmgpy.chemkin*), 9  
 remove\_disconnected\_reactions() (*rmgpy.rmg.pdep.PDepNetwork* method), 192  
 remove\_edge() (*rmgpy.molecule.graph.Graph* method), 102  
 remove\_edge() (*rmgpy.molecule.Group* method), 129  
 remove\_edge() (*rmgpy.molecule.Molecule* method), 119  
 remove\_empty\_pdep\_networks() (*rmgpy.rmg.model.CoreEdgeReactionModel* method), 186  
 remove\_group() (*rmgpy.data.base.Database* method), 15  
 remove\_group() (*rmgpy.data.kinetics.KineticsDepository* method), 25  
 remove\_group() (*rmgpy.data.kinetics.KineticsFamily* method), 32  
 remove\_group() (*rmgpy.data.kinetics.KineticsGroups* method), 36  
 remove\_group() (*rmgpy.data.kinetics.KineticsLibrary* method), 38  
 remove\_group() (*rmgpy.data.kinetics.KineticsRules* method), 41  
 remove\_group() (*rmgpy.data.statmech.StatmechDepository* method), 50  
 remove\_group() (*rmgpy.data.statmech.StatmechGroups* method), 57  
 remove\_group() (*rmgpy.data.statmech.StatmechLibrary* method), 59  
 remove\_group() (*rmgpy.data.thermo.ThermoDepository* method), 70  
 remove\_group() (*rmgpy.data.thermo.ThermoGroups* method), 72  
 remove\_group() (*rmgpy.data.thermo.ThermoLibrary* method), 74  
 remove\_h\_bonds() (*rmgpy.molecule.Molecule* method), 119  
 remove\_reactions() (*rmgpy.rmg.pdep.PDepNetwork* method), 192  
 remove\_species\_from\_edge() (*rmgpy.rmg.model.CoreEdgeReactionModel* method), 186  
 remove\_van\_der\_waals\_bonds() (*rmgpy.molecule.Group* method), 129  
 remove\_van\_der\_waals\_bonds() (*rmgpy.molecule.Molecule* method), 119  
 remove\_vertex() (*rmgpy.molecule.graph.Graph* method), 102  
 remove\_vertex() (*rmgpy.molecule.Group* method), 129  
 remove\_vertex() (*rmgpy.molecule.Molecule* method), 119  
 render() (*rmgpy.molecule.draw.MoleculeDrawer* method), 144  
 ReservoirStateError, 244  
 reset\_connectivity\_values() (*rmgpy.molecule.Atom* method), 109  
 reset\_connectivity\_values() (*rmgpy.molecule.graph.Graph* method), 102  
 reset\_connectivity\_values() (*rmgpy.molecule.graph.Vertex* method), 99  
 reset\_connectivity\_values() (*rmgpy.molecule.Group* method), 129  
 reset\_connectivity\_values() (*rmgpy.molecule.GroupAtom* method), 122  
 reset\_connectivity\_values() (*rmgpy.molecule.Molecule* method), 119  
 reset\_max\_edge\_species\_rate\_ratios() (*rmgpy.solver.LiquidReactor* method), 203  
 reset\_max\_edge\_species\_rate\_ratios() (*rmgpy.solver.MBSampledReactor* method), 207  
 reset\_max\_edge\_species\_rate\_ratios() (*rmgpy.solver.ReactionSystem* method), 199  
 reset\_max\_edge\_species\_rate\_ratios() (*rmgpy.solver.SimpleReactor* method), 201  
 reset\_max\_edge\_species\_rate\_ratios() (*rmgpy.solver.SurfaceReactor* method), 205  
 reset\_ring\_membership() (*rmgpy.molecule.Group* method), 129  
 residual() (*rmgpy.solver.LiquidReactor* method), 203  
 residual() (*rmgpy.solver.MBSampledReactor* method), 207  
 residual() (*rmgpy.solver.ReactionSystem* method), 199  
 residual() (*rmgpy.solver.SimpleReactor* method), 201  
 residual() (*rmgpy.solver.SurfaceReactor* method), 205  
 ResonanceError, 244  
 restore\_vertex\_order() (*rmgpy.molecule.graph.Graph* method), 102  
 restore\_vertex\_order() (*rmgpy.molecule.Group* method), 129  
 restore\_vertex\_order() (*rmgpy.molecule.Molecule* method), 119  
 retrieve() (*rmgpy.rmg.model.CoreEdgeReactionModel* method), 186  
 retrieve\_original\_entry() (*rmgpy.data.kinetics.KineticsFamily* method), 33

---

`retrieve_template()`  
 (*rmgpy.data.kinetics.KineticsFamily* method), 33

`reverse_arrhenius_rate()`  
 (*rmgpy.data.kinetics.DepositoryReaction* method), 19

`reverse_arrhenius_rate()`  
 (*rmgpy.data.kinetics.LibraryReaction* method), 45

`reverse_arrhenius_rate()`  
 (*rmgpy.data.kinetics.TemplateReaction* method), 64

`reverse_arrhenius_rate()`  
 (*rmgpy.reaction.Reaction* method), 181

`reverse_arrhenius_rate()`  
 (*rmgpy.rmg.pdep.PDepReaction* method), 196

`reverse_sticking_coeff_rate()`  
 (*rmgpy.data.kinetics.DepositoryReaction* method), 19

`reverse_sticking_coeff_rate()`  
 (*rmgpy.data.kinetics.LibraryReaction* method), 45

`reverse_sticking_coeff_rate()`  
 (*rmgpy.data.kinetics.TemplateReaction* method), 64

`reverse_sticking_coeff_rate()`  
 (*rmgpy.reaction.Reaction* method), 181

`reverse_sticking_coeff_rate()`  
 (*rmgpy.rmg.pdep.PDepReaction* method), 196

`reverse_surface_arrhenius_rate()`  
 (*rmgpy.data.kinetics.DepositoryReaction* method), 19

`reverse_surface_arrhenius_rate()`  
 (*rmgpy.data.kinetics.LibraryReaction* method), 45

`reverse_surface_arrhenius_rate()`  
 (*rmgpy.data.kinetics.TemplateReaction* method), 64

`reverse_surface_arrhenius_rate()`  
 (*rmgpy.reaction.Reaction* method), 181

`reverse_surface_arrhenius_rate()`  
 (*rmgpy.rmg.pdep.PDepReaction* method), 197

**RMG** (class in *rmgpy.rmg.main*), 187

**rmgpy.chemkin**  
 module, 8

**rmgpy.constants**  
 module, 11

**rmgpy.data**  
 module, 11

**rmgpy.exceptions**  
 module, 241

**rmgpy.kinetics**  
 module, 75

**rmgpy.molecule**  
 module, 97

**rmgpy.molecule.adjlist**  
 module, 141

**rmgpy.molecule.converter**  
 module, 139

**rmgpy.molecule.filtration**  
 module, 135

**rmgpy.molecule.kekulize**  
 module, 134

**rmgpy.molecule.pathfinder**  
 module, 136

**rmgpy.molecule.resonance**  
 module, 131

**rmgpy.molecule.translator**  
 module, 139

**rmgpy.pdep**  
 module, 145

**rmgpy.qm**  
 module, 153

**rmgpy.quantity**  
 module, 172

**rmgpy.reaction**  
 module, 176

**rmgpy.rmg**  
 module, 182

**rmgpy.solver**  
 module, 197

**rmgpy.species**  
 module, 208

**rmgpy.statmech**  
 module, 212

**rmgpy.statmech.schrodinger**  
 module, 226

**rmgpy.thermo**  
 module, 229

**rotationalConstant** (*rmgpy.statmech.HinderedRotor* attribute), 225

**rotationalConstant** (*rmgpy.statmech.KRotor* attribute), 219

**rotationalConstant** (*rmgpy.statmech.LinearRotor* attribute), 217

**rotationalConstant** (*rmgpy.statmech.NonlinearRotor* attribute), 218

**rotationalConstant** (*rmgpy.statmech.SphericalTopRotor* attribute), 221

**run()** (*rmgpy.qm.symmetry.SymmetryJob* method), 159

**run\_jobs()** (*rmgpy.qm.main.QMCalculator* method), 155

**run\_model\_analysis()** (*rmgpy.rmg.main.RMG* method), 189

`run_uncertainty_analysis()`  
 (*rmgpy.rmg.main.RMG method*), 189

## S

`S0` (*rmgpy.thermo.Wilhoit attribute*), 233

`S298` (*rmgpy.thermo.ThermoData attribute*), 230

`saturate_radicals()` (*rmgpy.molecule.Molecule method*), 119

`saturate_unfilled_valence()`  
 (*rmgpy.molecule.Molecule method*), 119

`save()` (*arkane.sensitivity.KineticsSensitivity method*), 7

`save()` (*arkane.sensitivity.PDepSensitivity method*), 8

`save()` (*rmgpy.data.base.Database method*), 15

`save()` (*rmgpy.data.kinetics.KineticsDatabase method*), 23

`save()` (*rmgpy.data.kinetics.KineticsDepository method*), 25

`save()` (*rmgpy.data.kinetics.KineticsFamily method*), 33

`save()` (*rmgpy.data.kinetics.KineticsGroups method*), 36

`save()` (*rmgpy.data.kinetics.KineticsLibrary method*), 38

`save()` (*rmgpy.data.kinetics.KineticsRules method*), 41

`save()` (*rmgpy.data.statmech.StatmechDatabase method*), 48

`save()` (*rmgpy.data.statmech.StatmechDepository method*), 50

`save()` (*rmgpy.data.statmech.StatmechGroups method*), 57

`save()` (*rmgpy.data.statmech.StatmechLibrary method*), 59

`save()` (*rmgpy.data.thermo.ThermoDatabase method*), 67

`save()` (*rmgpy.data.thermo.ThermoDepository method*), 70

`save()` (*rmgpy.data.thermo.ThermoGroups method*), 72

`save()` (*rmgpy.data.thermo.ThermoLibrary method*), 74

`save_chemkin_file()` (*in module rmgpy.chemkin*), 9

`save_coordinates_from_qm_data()`  
 (*rmgpy.qm.molecule.Geometry method*), 156

`save_depository()` (*rmgpy.data.kinetics.KineticsFamily method*), 33

`save_depository()` (*rmgpy.data.statmech.StatmechDatabase method*), 48

`save_depository()` (*rmgpy.data.thermo.ThermoDatabase method*), 67

`save_dictionary()` (*rmgpy.data.base.Database method*), 15

`save_dictionary()` (*rmgpy.data.kinetics.KineticsDepository method*), 25

`save_dictionary()` (*rmgpy.data.kinetics.KineticsFamily method*), 33

`save_dictionary()` (*rmgpy.data.kinetics.KineticsGroups method*), 36

`save_dictionary()` (*rmgpy.data.kinetics.KineticsLibrary method*), 38

`save_dictionary()` (*rmgpy.data.kinetics.KineticsRules method*), 41

`save_dictionary()` (*rmgpy.data.statmech.StatmechDepository method*), 50

`save_dictionary()` (*rmgpy.data.statmech.StatmechGroups method*), 57

`save_dictionary()` (*rmgpy.data.statmech.StatmechLibrary method*), 59

`save_dictionary()` (*rmgpy.data.thermo.ThermoDepository method*), 70

`save_dictionary()` (*rmgpy.data.thermo.ThermoGroups method*), 72

`save_dictionary()` (*rmgpy.data.thermo.ThermoLibrary method*), 74

`save_diff_html()` (*in module rmgpy.rmg.output*), 190

`save_entry()` (*rmgpy.data.kinetics.KineticsDepository method*), 25

`save_entry()` (*rmgpy.data.kinetics.KineticsFamily method*), 33

`save_entry()` (*rmgpy.data.kinetics.KineticsLibrary method*), 38

`save_entry()` (*rmgpy.data.kinetics.KineticsRules method*), 41

`save_entry()` (*rmgpy.data.statmech.StatmechDepository method*), 50

`save_entry()` (*rmgpy.data.statmech.StatmechGroups method*), 57

`save_entry()` (*rmgpy.data.statmech.StatmechLibrary method*), 59

`save_entry()` (*rmgpy.data.thermo.ThermoDepository method*), 70

`save_entry()` (*rmgpy.data.thermo.ThermoGroups method*), 72

`save_entry()` (*rmgpy.data.thermo.ThermoLibrary method*), 75

`save_everything()` (*rmgpy.rmg.main.RMG method*), 189

`save_families()` (*rmgpy.data.kinetics.KineticsDatabase method*), 23

`save_generated_tree()`  
 (*rmgpy.data.kinetics.KineticsFamily method*), 33

`save_groups()` (*rmgpy.data.kinetics.KineticsFamily method*), 33

`save_groups()` (*rmgpy.data.statmech.StatmechDatabase method*), 48

`save_groups()` (*rmgpy.data.thermo.ThermoDatabase method*), 67

`save_html_file()` (*in module rmgpy.chemkin*), 10

`save_input()` (*rmgpy.rmg.main.RMG method*), 189





save\_old\_tree() (*rmgpy.data.kinetics.KineticsLibrary* method), 39  
 save\_old\_tree() (*rmgpy.data.kinetics.KineticsRules* method), 41  
 save\_old\_tree() (*rmgpy.data.statmech.StatmechDepository* method), 50  
 save\_old\_tree() (*rmgpy.data.statmech.StatmechGroups* method), 57  
 save\_old\_tree() (*rmgpy.data.statmech.StatmechLibrary* method), 60  
 save\_old\_tree() (*rmgpy.data.thermo.ThermoDepository* method), 70  
 save\_old\_tree() (*rmgpy.data.thermo.ThermoGroups* method), 72  
 save\_old\_tree() (*rmgpy.data.thermo.ThermoLibrary* method), 75  
 save\_output\_html() (in module *rmgpy.rmg.output*), 190  
 save\_recommended\_families() (*rmgpy.data.kinetics.KineticsDatabase* method), 23  
 save\_species\_dictionary() (in module *rmgpy.chemkin*), 9  
 save\_surface() (*rmgpy.data.thermo.ThermoDatabase* method), 68  
 save\_thermo\_data() (*rmgpy.qm.gaussian.GaussianMol* method), 161  
 save\_thermo\_data() (*rmgpy.qm.gaussian.GaussianMolPM3* method), 163  
 save\_thermo\_data() (*rmgpy.qm.gaussian.GaussianMolPM6* method), 164  
 save\_thermo\_data() (*rmgpy.qm.molecule.QMMolecule* method), 158  
 save\_thermo\_data() (*rmgpy.qm.mopac.MopacMol* method), 166  
 save\_thermo\_data() (*rmgpy.qm.mopac.MopacMolPM3* method), 168  
 save\_thermo\_data() (*rmgpy.qm.mopac.MopacMolPM6* method), 170  
 save\_thermo\_data() (*rmgpy.qm.mopac.MopacMolPM7* method), 171  
 save\_thermo\_lib() (in module *arkane.output*), 6  
 save\_training\_reactions() (*rmgpy.data.kinetics.KineticsFamily* method), 33  
 save\_transport\_file() (in module *rmgpy.chemkin*), 10  
 ScalarQuantity (class in *rmgpy.quantity*), 173  
 script\_attempts() (*rmgpy.qm.gaussian.GaussianMol* property), 161  
 script\_attempts() (*rmgpy.qm.gaussian.GaussianMolPM3* property), 163  
 script\_attempts() (*rmgpy.qm.gaussian.GaussianMolPM6* property), 164  
 script\_attempts() (*rmgpy.qm.molecule.QMMolecule* property), 158  
 script\_attempts() (*rmgpy.qm.mopac.MopacMol* property), 167  
 script\_attempts() (*rmgpy.qm.mopac.MopacMolPM3* property), 168  
 script\_attempts() (*rmgpy.qm.mopac.MopacMolPM6* property), 170  
 script\_attempts() (*rmgpy.qm.mopac.MopacMolPM7* property), 171  
 search\_retrieve\_reactions() (*rmgpy.rmg.model.CoreEdgeReactionModel* method), 186  
 select\_energy\_grains() (*rmgpy.pdep.Network* method), 151  
 select\_energy\_grains() (*rmgpy.rmg.pdep.PDepNetwork* method), 192  
 select\_polynomial() (*rmgpy.thermo.NASA* method), 237  
 semiclassical (*rmgpy.statmech.HinderedRotor* attribute), 225  
 set\_binding\_energies() (*rmgpy.data.thermo.ThermoDatabase* method), 68  
 set\_cantera\_kinetics() (*rmgpy.kinetics.Arrhenius* method), 78  
 set\_cantera\_kinetics() (*rmgpy.kinetics.Chebyshev* method), 88  
 set\_cantera\_kinetics() (*rmgpy.kinetics.KineticsData* method), 77  
 set\_cantera\_kinetics() (*rmgpy.kinetics.Lindemann* method), 92  
 set\_cantera\_kinetics() (*rmgpy.kinetics.MultiArrhenius* method), 80  
 set\_cantera\_kinetics() (*rmgpy.kinetics.MultiPDepArrhenius* method), 85  
 set\_cantera\_kinetics() (*rmgpy.kinetics.PDepArrhenius* method), 84  
 set\_cantera\_kinetics() (*rmgpy.kinetics.PDepKineticsData* method), 82  
 set\_cantera\_kinetics() (*rmgpy.kinetics.ThirdBody* method), 90  
 set\_cantera\_kinetics() (*rmgpy.kinetics.Troe* method), 94  
 set\_colliders() (*rmgpy.solver.MBSampledReactor* method), 207  
 set\_colliders() (*rmgpy.solver.SimpleReactor* method), 201  
 set\_conditions() (*rmgpy.pdep.Network* method), 152  
 set\_conditions() (*rmgpy.rmg.pdep.PDepNetwork* method), 152

- method), 192
- set\_default\_output\_directory() (rmgpy.qm.main.QMCalculator method), 155
- set\_e0\_with\_thermo() (rmgpy.species.Species method), 211
- set\_initial\_conditions() (rmgpy.solver.LiquidReactor method), 203
- set\_initial\_conditions() (rmgpy.solver.MBSampledReactor method), 207
- set\_initial\_conditions() (rmgpy.solver.ReactionSystem method), 199
- set\_initial\_conditions() (rmgpy.solver.SimpleReactor method), 201
- set\_initial\_conditions() (rmgpy.solver.SurfaceReactor method), 205
- set\_initial\_derivative() (rmgpy.solver.LiquidReactor method), 203
- set\_initial\_derivative() (rmgpy.solver.MBSampledReactor method), 207
- set\_initial\_derivative() (rmgpy.solver.ReactionSystem method), 199
- set\_initial\_derivative() (rmgpy.solver.SimpleReactor method), 201
- set\_initial\_derivative() (rmgpy.solver.SurfaceReactor method), 205
- set\_lone\_pairs() (rmgpy.molecule.Atom method), 109
- set\_order\_num() (rmgpy.molecule.Bond method), 111
- set\_order\_num() (rmgpy.molecule.GroupBond method), 124
- set\_order\_str() (rmgpy.molecule.Bond method), 111
- set\_order\_str() (rmgpy.molecule.GroupBond method), 124
- set\_structure() (rmgpy.species.Species method), 211
- set\_thermodynamic\_filtering\_parameters() (rmgpy.rmg.model.CoreEdgeReactionModel method), 186
- SettingsError, 244
- simple\_regularization() (rmgpy.data.kinetics.KineticsFamily method), 33
- SimpleReactor (class in rmgpy.solver), 199
- simulate() (rmgpy.solver.LiquidReactor method), 203
- simulate() (rmgpy.solver.MBSampledReactor method), 207
- simulate() (rmgpy.solver.ReactionSystem method), 199
- simulate() (rmgpy.solver.SimpleReactor method), 201
- simulate() (rmgpy.solver.SurfaceReactor method), 205
- SingleExponentialDown (class in rmgpy.pdep), 146
- smiles (rmgpy.molecule.Molecule attribute), 119
- smiles (rmgpy.species.Species attribute), 211
- solve() (rmgpy.data.statmechfit.DirectFit method), 52
- solve() (rmgpy.data.statmechfit.PseudoFit method), 55
- solve() (rmgpy.data.statmechfit.PseudoRotorFit method), 53
- solve\_full\_me() (rmgpy.pdep.Network method), 152
- solve\_full\_me() (rmgpy.rmg.pdep.PDepNetwork method), 192
- solve\_reduced\_me() (rmgpy.pdep.Network method), 152
- solve\_reduced\_me() (rmgpy.rmg.pdep.PDepNetwork method), 192
- solve\_schrodinger\_equation() (rmgpy.statmech.HinderedRotor method), 225
- solve\_ss\_network() (rmgpy.rmg.pdep.PDepNetwork method), 192
- sort\_atoms() (rmgpy.molecule.Group method), 129
- sort\_atoms() (rmgpy.molecule.Molecule method), 119
- sort\_by\_connectivity() (rmgpy.molecule.Group method), 129
- sort\_cyclic\_vertices() (rmgpy.molecule.graph.Graph method), 102
- sort\_cyclic\_vertices() (rmgpy.molecule.Group method), 129
- sort\_cyclic\_vertices() (rmgpy.molecule.Molecule method), 120
- sort\_vertices() (rmgpy.molecule.graph.Graph method), 102
- sort\_vertices() (rmgpy.molecule.Group method), 129
- sort\_vertices() (rmgpy.molecule.Molecule method), 120
- sorting\_key (rmgpy.molecule.Atom attribute), 109
- sorting\_key (rmgpy.molecule.Bond attribute), 111
- sorting\_key (rmgpy.molecule.Molecule attribute), 120
- sorting\_key (rmgpy.species.Species attribute), 211
- Species (class in rmgpy.species), 208
- SpeciesError, 244
- specify\_atom\_extensions() (rmgpy.molecule.Group method), 129
- specify\_bond\_extensions() (rmgpy.molecule.Group method), 130
- specify\_external\_new\_bond\_extensions() (rmgpy.molecule.Group method), 130
- specify\_internal\_new\_bond\_extensions() (rmgpy.molecule.Group method), 130
- specify\_ring\_extensions() (rmgpy.molecule.Group method), 130
- specify\_unpaired\_extensions() (rmgpy.molecule.Group method), 130
- SphericalTopRotor (class in rmgpy.statmech), 220
- spin\_multiplicity (rmgpy.statmech.Conformer at-

- tribute), 229  
 split() (*rmgpy.molecule.graph.Graph* method), 102  
 split() (*rmgpy.molecule.Group* method), 130  
 split() (*rmgpy.molecule.Molecule* method), 120  
 stabilize\_charges\_by\_electronegativity() (*in module rmgpy.molecule.filtration*), 136  
 stabilize\_charges\_by\_proximity() (*in module rmgpy.molecule.filtration*), 136  
 standardize\_atomtype() (*rmgpy.molecule.Group* method), 130  
 standardize\_group() (*rmgpy.molecule.Group* method), 130  
 StatmechDatabase (*class in rmgpy.data.statmech*), 47  
 StatmechDepository (*class in rmgpy.data.statmech*), 48  
 StatmechError, 244  
 StatmechFitError, 244  
 StatmechGroups (*class in rmgpy.data.statmech*), 55  
 StatmechLibrary (*class in rmgpy.data.statmech*), 58  
 step() (*rmgpy.solver.LiquidReactor* method), 203  
 step() (*rmgpy.solver.MBSampledReactor* method), 207  
 step() (*rmgpy.solver.ReactionSystem* method), 199  
 step() (*rmgpy.solver.SimpleReactor* method), 201  
 step() (*rmgpy.solver.SurfaceReactor* method), 205  
 successful\_job\_exists() (*rmgpy.qm.qmverifier.QMVerifier* method), 158  
 successKeys (*rmgpy.qm.gaussian.Gaussian* attribute), 160  
 successKeys (*rmgpy.qm.mopac.Mopac* attribute), 165  
 SurfaceReactor (*class in rmgpy.solver*), 203  
 symmetry (*rmgpy.statmech.HinderedRotor* attribute), 225  
 symmetry (*rmgpy.statmech.KRotor* attribute), 219  
 symmetry (*rmgpy.statmech.LinearRotor* attribute), 217  
 symmetry (*rmgpy.statmech.NonlinearRotor* attribute), 218  
 symmetry (*rmgpy.statmech.SphericalTopRotor* attribute), 221  
 SymmetryJob (*class in rmgpy.qm.symmetry*), 159
- ## T
- T0 (*rmgpy.kinetics.Arrhenius* attribute), 77  
 T0 (*rmgpy.pdep.SingleExponentialDown* attribute), 146  
 T1 (*rmgpy.kinetics.Troe* attribute), 93  
 T2 (*rmgpy.kinetics.Troe* attribute), 93  
 T3 (*rmgpy.kinetics.Troe* attribute), 93  
 Tdata (*rmgpy.kinetics.KineticsData* attribute), 76  
 Tdata (*rmgpy.kinetics.PDepKineticsData* attribute), 80  
 Tdata (*rmgpy.thermo.ThermoData* attribute), 230  
 TemplateReaction (*class in rmgpy.data.kinetics*), 60  
 TerminationConversion (*class in rmgpy.solver*), 207  
 TerminationRateRatio (*class in rmgpy.solver*), 207  
 TerminationTime (*class in rmgpy.solver*), 207  
 thermo\_filter\_down() (*rmgpy.rmg.model.CoreEdgeReactionModel* method), 186  
 thermo\_filter\_species() (*rmgpy.rmg.model.CoreEdgeReactionModel* method), 186  
 ThermoData (*class in rmgpy.thermo*), 230  
 ThermoDatabase (*class in rmgpy.data.thermo*), 65  
 ThermoDepository (*class in rmgpy.data.thermo*), 68  
 ThermoGroups (*class in rmgpy.data.thermo*), 70  
 ThermoLibrary (*class in rmgpy.data.thermo*), 73  
 ThirdBody (*class in rmgpy.kinetics*), 88  
 Tmax (*rmgpy.kinetics.Arrhenius* attribute), 77  
 Tmax (*rmgpy.kinetics.Chebyshev* attribute), 86  
 Tmax (*rmgpy.kinetics.KineticsData* attribute), 76  
 Tmax (*rmgpy.kinetics.Lindemann* attribute), 91  
 Tmax (*rmgpy.kinetics.MultiArrhenius* attribute), 79  
 Tmax (*rmgpy.kinetics.MultiPDepArrhenius* attribute), 84  
 Tmax (*rmgpy.kinetics.PDepArrhenius* attribute), 82  
 Tmax (*rmgpy.kinetics.PDepKineticsData* attribute), 81  
 Tmax (*rmgpy.kinetics.ThirdBody* attribute), 89  
 Tmax (*rmgpy.kinetics.Troe* attribute), 93  
 Tmax (*rmgpy.thermo.NASA* attribute), 236  
 Tmax (*rmgpy.thermo.NASAPolynomial* attribute), 239  
 Tmax (*rmgpy.thermo.ThermoData* attribute), 230  
 Tmax (*rmgpy.thermo.Wilhoit* attribute), 233  
 Tmin (*rmgpy.kinetics.Arrhenius* attribute), 78  
 Tmin (*rmgpy.kinetics.Chebyshev* attribute), 86  
 Tmin (*rmgpy.kinetics.KineticsData* attribute), 76  
 Tmin (*rmgpy.kinetics.Lindemann* attribute), 91  
 Tmin (*rmgpy.kinetics.MultiArrhenius* attribute), 79  
 Tmin (*rmgpy.kinetics.MultiPDepArrhenius* attribute), 84  
 Tmin (*rmgpy.kinetics.PDepArrhenius* attribute), 82  
 Tmin (*rmgpy.kinetics.PDepKineticsData* attribute), 81  
 Tmin (*rmgpy.kinetics.ThirdBody* attribute), 89  
 Tmin (*rmgpy.kinetics.Troe* attribute), 93  
 Tmin (*rmgpy.thermo.NASA* attribute), 236  
 Tmin (*rmgpy.thermo.NASAPolynomial* attribute), 239  
 Tmin (*rmgpy.thermo.ThermoData* attribute), 230  
 Tmin (*rmgpy.thermo.Wilhoit* attribute), 233  
 to\_adjacency\_list() (*in module rmgpy.molecule.adjlist*), 143  
 to\_adjacency\_list() (*rmgpy.molecule.Group* method), 130  
 to\_adjacency\_list() (*rmgpy.molecule.Molecule* method), 120  
 to\_adjacency\_list() (*rmgpy.species.Species* method), 211  
 to\_arrhenius() (*rmgpy.kinetics.MultiArrhenius* method), 80  
 to\_arrhenius\_ep() (*rmgpy.kinetics.Arrhenius* method), 78  
 to\_augmented\_inchi() (*rmgpy.molecule.Molecule* method), 120



- to\_augmented\_inchi\_key() (rmgpy.molecule.Molecule method), 120
- to\_cantera() (rmgpy.data.kinetics.DepositoryReaction method), 19
- to\_cantera() (rmgpy.data.kinetics.LibraryReaction method), 45
- to\_cantera() (rmgpy.data.kinetics.TemplateReaction method), 64
- to\_cantera() (rmgpy.reaction.Reaction method), 181
- to\_cantera() (rmgpy.rmg.pdep.PDepReaction method), 197
- to\_cantera() (rmgpy.species.Species method), 211
- to\_cantera() (rmgpy.thermo.NASA method), 237
- to\_cantera\_kinetics() (rmgpy.kinetics.Arrhenius method), 78
- to\_chemkin() (rmgpy.data.kinetics.DepositoryReaction method), 19
- to\_chemkin() (rmgpy.data.kinetics.LibraryReaction method), 45
- to\_chemkin() (rmgpy.data.kinetics.TemplateReaction method), 64
- to\_chemkin() (rmgpy.reaction.Reaction method), 181
- to\_chemkin() (rmgpy.rmg.pdep.PDepReaction method), 197
- to\_chemkin() (rmgpy.species.Species method), 211
- to\_group() (rmgpy.molecule.Molecule method), 120
- to\_html() (rmgpy.kinetics.Arrhenius method), 78
- to\_html() (rmgpy.kinetics.Chebyshev method), 88
- to\_html() (rmgpy.kinetics.KineticsData method), 77
- to\_html() (rmgpy.kinetics.Lindemann method), 92
- to\_html() (rmgpy.kinetics.MultiArrhenius method), 80
- to\_html() (rmgpy.kinetics.MultiPDepArrhenius method), 85
- to\_html() (rmgpy.kinetics.PDepArrhenius method), 84
- to\_html() (rmgpy.kinetics.PDepKineticsData method), 82
- to\_html() (rmgpy.kinetics.ThirdBody method), 90
- to\_html() (rmgpy.kinetics.Troe method), 94
- to\_inchi() (in module rmgpy.molecule.translator), 140
- to\_inchi() (rmgpy.molecule.Molecule method), 120
- to\_inchi\_key() (in module rmgpy.molecule.translator), 140
- to\_inchi\_key() (rmgpy.molecule.Molecule method), 120
- to\_labeled\_str() (rmgpy.data.kinetics.DepositoryReaction method), 20
- to\_labeled\_str() (rmgpy.data.kinetics.LibraryReaction method), 46
- to\_labeled\_str() (rmgpy.data.kinetics.TemplateReaction method), 64
- to\_labeled\_str() (rmgpy.reaction.Reaction method), 181
- to\_labeled\_str() (rmgpy.rmg.pdep.PDepReaction method), 197
- to\_nasa() (rmgpy.thermo.ThermoData method), 231
- to\_nasa() (rmgpy.thermo.Wilhoit method), 235
- to\_ob\_mol() (in module rmgpy.molecule.converter), 139
- to\_rdkit\_mol() (in module rmgpy.molecule.converter), 139
- to\_rdkit\_mol() (rmgpy.molecule.Molecule method), 120
- to\_single\_bonds() (rmgpy.molecule.Molecule method), 120
- to\_smarts() (in module rmgpy.molecule.translator), 140
- to\_smarts() (rmgpy.molecule.Molecule method), 120
- to\_smiles() (in module rmgpy.molecule.translator), 141
- to\_smiles() (rmgpy.molecule.Molecule method), 121
- to\_thermo\_data() (rmgpy.thermo.NASA method), 237
- to\_thermo\_data() (rmgpy.thermo.Wilhoit method), 235
- to\_wilhoit() (rmgpy.thermo.NASA method), 237
- to\_wilhoit() (rmgpy.thermo.ThermoData method), 232
- TransitionState (class in rmgpy.species), 211
- Troe (class in rmgpy.kinetics), 92
- ## U
- uncertainty (rmgpy.kinetics.Arrhenius attribute), 79
- uncertainty (rmgpy.kinetics.Chebyshev attribute), 88
- uncertainty (rmgpy.kinetics.KineticsData attribute), 77
- uncertainty (rmgpy.kinetics.Lindemann attribute), 92
- uncertainty (rmgpy.kinetics.MultiArrhenius attribute), 80
- uncertainty (rmgpy.kinetics.MultiPDepArrhenius attribute), 85
- uncertainty (rmgpy.kinetics.PDepArrhenius attribute), 84
- uncertainty (rmgpy.kinetics.PDepKineticsData attribute), 82
- uncertainty (rmgpy.kinetics.ThirdBody attribute), 90
- uncertainty (rmgpy.kinetics.Troe attribute), 94
- uncertainty (rmgpy.quantity.ArrayQuantity attribute), 176
- uncertainty (rmgpy.quantity.ScalarQuantity attribute), 174
- uncertainty\_type (rmgpy.quantity.ArrayQuantity attribute), 176
- uncertainty\_type (rmgpy.quantity.ScalarQuantity attribute), 174
- UndeterminableKineticsError, 244
- UnexpectedChargeError, 244
- unique\_id (rmgpy.qm.molecule.Geometry attribute), 156

- unique\_id (*rmgpy.qm.symmetry.SymmetryJob* attribute), 159  
 unique\_id\_long (*rmgpy.qm.molecule.Geometry* attribute), 156  
 unit\_degeneracy() (in module *rmgpy.statmech.schrodinger*), 227  
 unperturb() (*arkane.sensitivity.KineticsSensitivity* method), 7  
 unperturb() (*arkane.sensitivity.PDepSensitivity* method), 8  
 update() (*rmgpy.molecule.kekulize.AromaticBond* method), 134  
 update() (*rmgpy.molecule.kekulize.AromaticRing* method), 134  
 update() (*rmgpy.molecule.Molecule* method), 121  
 update() (*rmgpy.rmg.pdep.PDepNetwork* method), 192  
 update\_atomtypes() (*rmgpy.molecule.Molecule* method), 121  
 update\_charge() (*rmgpy.molecule.Atom* method), 110  
 update\_charge() (*rmgpy.molecule.Group* method), 130  
 update\_configurations() (*rmgpy.rmg.pdep.PDepNetwork* method), 192  
 update\_connectivity\_values() (*rmgpy.molecule.graph.Graph* method), 103  
 update\_connectivity\_values() (*rmgpy.molecule.Group* method), 130  
 update\_connectivity\_values() (*rmgpy.molecule.Molecule* method), 121  
 update\_fingerprint() (*rmgpy.molecule.Group* method), 130  
 update\_lone\_pairs() (*rmgpy.molecule.Molecule* method), 121  
 update\_multiplicity() (*rmgpy.molecule.Molecule* method), 121  
 update\_reaction\_threshold\_and\_react\_flags() (*rmgpy.rmg.main.RMG* method), 189  
 update\_unimolecular\_reaction\_networks() (*rmgpy.rmg.model.CoreEdgeReactionModel* method), 186  
 usePolar (*rmgpy.qm.mopac.Mopac* attribute), 165
- ## V
- value (*rmgpy.quantity.ArrayQuantity* attribute), 176  
 value (*rmgpy.quantity.ScalarQuantity* attribute), 174  
 verify\_output\_file() (*rmgpy.qm.gaussian.Gaussian* method), 160  
 verify\_output\_file() (*rmgpy.qm.gaussian.GaussianMol* method), 161  
 verify\_output\_file() (*rmgpy.qm.gaussian.GaussianMolPM3* method), 163  
 verify\_output\_file() (*rmgpy.qm.gaussian.GaussianMolPM6* method), 164  
 verify\_output\_file() (*rmgpy.qm.mopac.Mopac* method), 165  
 verify\_output\_file() (*rmgpy.qm.mopac.MopacMol* method), 167  
 verify\_output\_file() (*rmgpy.qm.mopac.MopacMolPM3* method), 168  
 verify\_output\_file() (*rmgpy.qm.mopac.MopacMolPM6* method), 170  
 verify\_output\_file() (*rmgpy.qm.mopac.MopacMolPM7* method), 171  
 Vertex (class in *rmgpy.molecule.graph*), 99  
 VF2 (class in *rmgpy.molecule.vf2*), 103  
 VF2Error, 245  
 visit() (*arkane.output.PrettifyVisitor* method), 5  
 visit\_Call() (*arkane.output.PrettifyVisitor* method), 5  
 visit\_Dict() (*arkane.output.PrettifyVisitor* method), 5  
 visit\_List() (*arkane.output.PrettifyVisitor* method), 5  
 visit\_Num() (*arkane.output.PrettifyVisitor* method), 5  
 visit\_Str() (*arkane.output.PrettifyVisitor* method), 5  
 visit\_Tuple() (*arkane.output.PrettifyVisitor* method), 5  
 visit\_UnaryOp() (*arkane.output.PrettifyVisitor* method), 5
- ## W
- Wigner (class in *rmgpy.kinetics*), 95  
 Wilhoit (class in *rmgpy.thermo*), 232  
 with\_traceback() (*rmgpy.exceptions.ActionError* method), 241  
 with\_traceback() (*rmgpy.exceptions.AtomTypeError* method), 241  
 with\_traceback() (*rmgpy.exceptions.ChemicallySignificantEigenvalues* method), 241  
 with\_traceback() (*rmgpy.exceptions.ChemkinError* method), 241  
 with\_traceback() (*rmgpy.exceptions.CollisionError* method), 241  
 with\_traceback() (*rmgpy.exceptions.CoreError* method), 241  
 with\_traceback() (*rmgpy.exceptions.DatabaseError* method), 241  
 with\_traceback() (*rmgpy.exceptions.DependencyError* method), 241  
 with\_traceback() (*rmgpy.exceptions.ElementError* method), 242

`with_traceback()` (*rmgpy.exceptions.ForbiddenStructureException* `write_input_file()` (*rmgpy.qm.gaussian.GaussianMol*  
*method*), 242 *method*), 161  
`with_traceback()` (*rmgpy.exceptions.ILPSolutionError* `write_input_file()` (*rmgpy.qm.gaussian.GaussianMolPM3*  
*method*), 242 *method*), 163  
`with_traceback()` (*rmgpy.exceptions.ImplicitBenzeneError* `write_input_file()` (*rmgpy.qm.gaussian.GaussianMolPM6*  
*method*), 242 *method*), 165  
`with_traceback()` (*rmgpy.exceptions.InchiException* `write_input_file()` (*rmgpy.qm.mopac.MopacMol*  
*method*), 242 *method*), 167  
`with_traceback()` (*rmgpy.exceptions.InputError* `write_input_file()` (*rmgpy.qm.mopac.MopacMolPM3*  
*method*), 242 *method*), 168  
`with_traceback()` (*rmgpy.exceptions.InvalidActionError* `write_input_file()` (*rmgpy.qm.mopac.MopacMolPM6*  
*method*), 242 *method*), 170  
`with_traceback()` (*rmgpy.exceptions.InvalidAdjacencyListError* `write_input_file()` (*rmgpy.qm.mopac.MopacMolPM7*  
*method*), 242 *method*), 172  
`with_traceback()` (*rmgpy.exceptions.InvalidMicrocanonicalRateInput* `write_input_file()` (*rmgpy.qm.symmetry.SymmetryJob*  
*method*), 242 *method*), 159  
`with_traceback()` (*rmgpy.exceptions.KekulizationError* `write_kinetics_entry()` (*in module*  
*method*), 243 *rmgpy.chemkin*), 10  
`with_traceback()` (*rmgpy.exceptions.KineticsError* `write_thermo_entry()` (*in module rmgpy.chemkin*),  
*method*), 243 10  
`with_traceback()` (*rmgpy.exceptions.ModifiedStrongCollisionError*  
*method*), 243  
`with_traceback()` (*rmgpy.exceptions.NegativeBarrierException*  
*method*), 243  
`with_traceback()` (*rmgpy.exceptions.NetworkError*  
*method*), 243  
`with_traceback()` (*rmgpy.exceptions.OutputError*  
*method*), 243  
`with_traceback()` (*rmgpy.exceptions.PressureDependenceError*  
*method*), 243  
`with_traceback()` (*rmgpy.exceptions.QuantityError*  
*method*), 243  
`with_traceback()` (*rmgpy.exceptions.ReactionError*  
*method*), 243  
`with_traceback()` (*rmgpy.exceptions.ReactionPairsError*  
*method*), 244  
`with_traceback()` (*rmgpy.exceptions.ReservoirStateError*  
*method*), 244  
`with_traceback()` (*rmgpy.exceptions.ResonanceError*  
*method*), 244  
`with_traceback()` (*rmgpy.exceptions.SettingsError*  
*method*), 244  
`with_traceback()` (*rmgpy.exceptions.SpeciesError*  
*method*), 244  
`with_traceback()` (*rmgpy.exceptions.StatmechError*  
*method*), 244  
`with_traceback()` (*rmgpy.exceptions.StatmechFitError*  
*method*), 244  
`with_traceback()` (*rmgpy.exceptions.UndeterminableKineticsError*  
*method*), 244  
`with_traceback()` (*rmgpy.exceptions.UnexpectedChargeError*  
*method*), 244  
`with_traceback()` (*rmgpy.exceptions.VF2Error*  
*method*), 245