





ELECTRICAL DATA

-:-:-:-:-

MAXIMUM RATINGS -

Heater voltage .....	6.3 V ± 10 %
Heater current .....	0.150 A
Heater-cathode peak voltage :	
- Heater negative with respect to cathode.....	125 V
- Heater positive with respect to cathode .....	10 V
Signal electrode voltage (target) .....	600 V
Electrode g5 voltage (target) .....	600 V
Electrode g4 voltage (wall) .....	600 V
Electrode g3 voltage (focus) .....	600 V
Electrode g2 voltage (accelerator) .....	350 V
Electrode g1 voltage :	
-negative bias value .....	125 V
- positive bias value .....	0 V
Maximal peak signal current .....	2 µA

OPERATING ELECTRICAL MODE \*

	* Mode 1	* Mode 2
Signal electrode voltage.....	485 ± 15 V	285 ± 15 V
Electrode g5 voltage .....	450 V	250 V
Electrode g4 voltage .....	500 V	300 V
Electrode g3 voltage (adjustable) .....	150 ± 50 V	90 ± 30 V
Electrode g2 voltage .....	300 V	300 V
Electrode g1 voltage (adjustable) .....	-40 to -100V	-40 to -100V
Electrode g1 voltage required for cut off of beam current .....	- 70 V	- 70 V
Cathode voltage .....	0 V	0 V
Ampere-turns required for horizontal and vertical scanning one symbol .....	1.25 AT	1 AT
Ampere-turns required for horizontal and vertical scanning of the whole pattern .....	12.5 AT	10 AT
Angle between horizontal and vertical symbol rows .....	90 ° ± 0.5 °	
Typical signal current .....		1 µA
Optima value of load resistance in utilisation circuit (for low frequencies) .....		10 kΩ

\* Mode 1 = high resolution operation

\* Mode 2 = economical operation

-:-:-:-:-

TH 9503

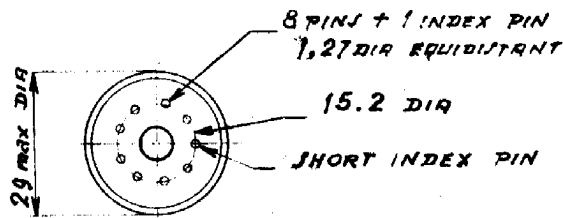
#	@	n°	\$	%	&	'
(	)	*	+	,	-	.
/						
0	1	2	3	4	5	6
7						
8	9	:	;	<	=	>
?						
A	B	C	D	E	F	G
H	I	J	K	L	M	N
O						
P	Q	R	S	T	U	V
W						
X	Y	Z	□	□	△	◇
■						

*Other type of pattern can be provided on request.*

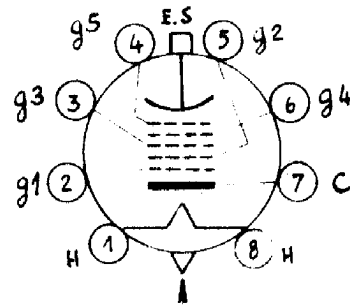


# TH 9503

## DIMENSIONAL OUTLINE



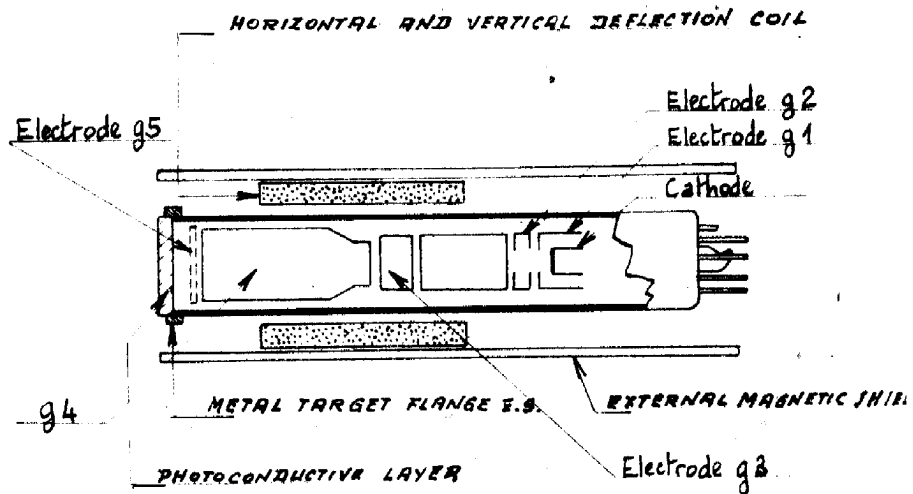
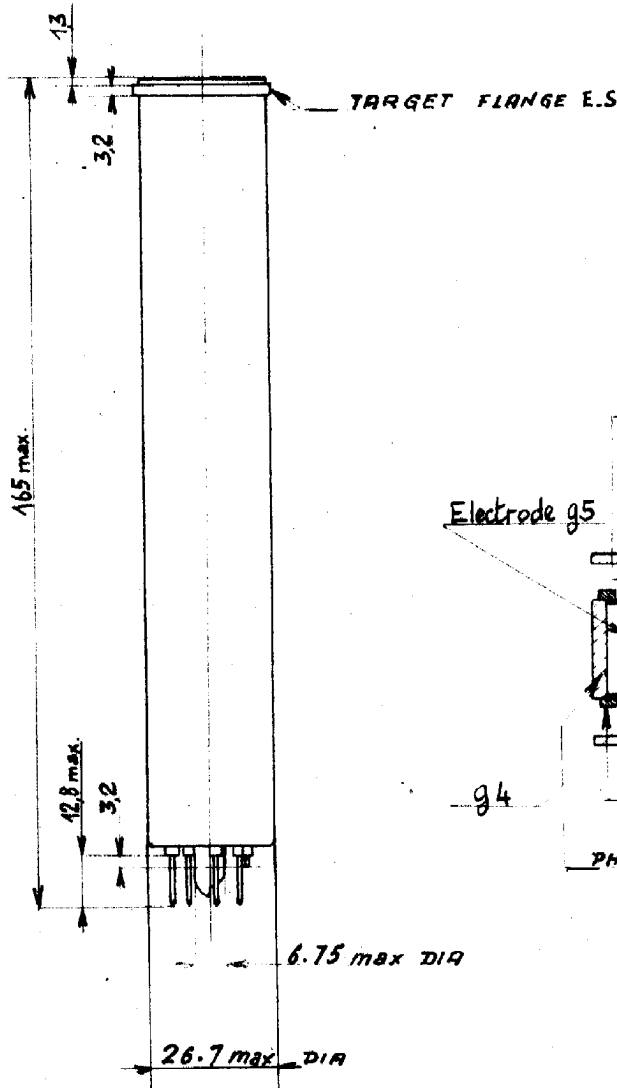
## BASING DIAGRAM - BOTTOM VIEW



### SHORT INDEX PIN

- 1 - HEATER
- 2 - Electrode g1
- 3 - Electrode g3
- 4 - Electrode g5
- 5 - Electrode g2
- 6 - Electrode g4
- 7 - Cathode
- 8 - HEATER

FLANGE : TARGET E.S



ALL DIMENSIONS IN MILLIMETERS