

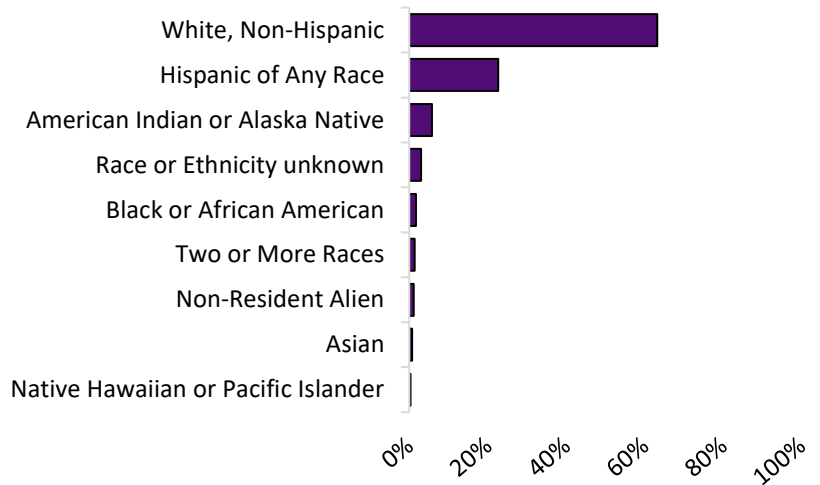
Eastern Arizona College, founded in 1888, is the longest serving community college in the state and serves residents of Graham, Gila and Greenlee Counties. In addition to the main campus in Thatcher, the College delivers education courses at 19 additional locations, including high schools and prison sites. EAC offers over 130 Associate degrees and certificates throughout the calendar (semester) year. Eastern Arizona College is a student-centered institution that prepares individuals to thrive in a complex, ever-changing world through accessibility, cultural development, and innovative educational programs.

District Wide Student Profile Fall 2023

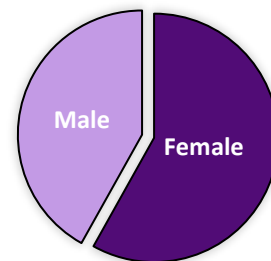
Snapshot of 45th day enrollment (IPEDS)

Total Unduplicated Enrollment - 5,076

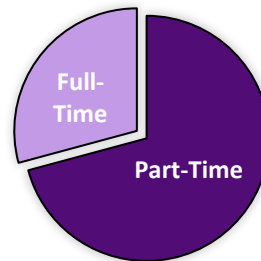
Ethnic Composition	Enrollment	Percentage of Total Enrollment
White, Non-Hispanic.....	3,213	63.3%
Hispanic of Any Race.....	1,151	22.7%
American Indian or Alaska Native.....	292	5.8%
Race or Ethnicity unknown.....	151	3.0%
Black or African American.....	88	1.7%
Two or More Races.....	68	1.3%
Non-Resident Alien.....	59	1.2%
Asian.....	38	0.7%
Native Hawaiian or Pacific Islander....	16	0.3%



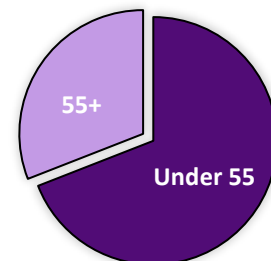
Gender Composition	Enrollment	Percentage
Female.....	2,950	58.1%
Male.....	2,126	41.9%



Full-Time Versus Part-Time Students	Enrollment	Percentage
Part-Time.....	3,594	70.8%
Full-Time.....	1,482	29.2%

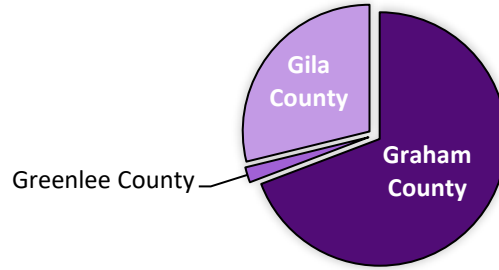


Senior Citizen Tuition	Enrollment	Percentage
Under 55.....	3,506	69.1%
55 and Over Waiver Eligible.....	1,570	30.9%



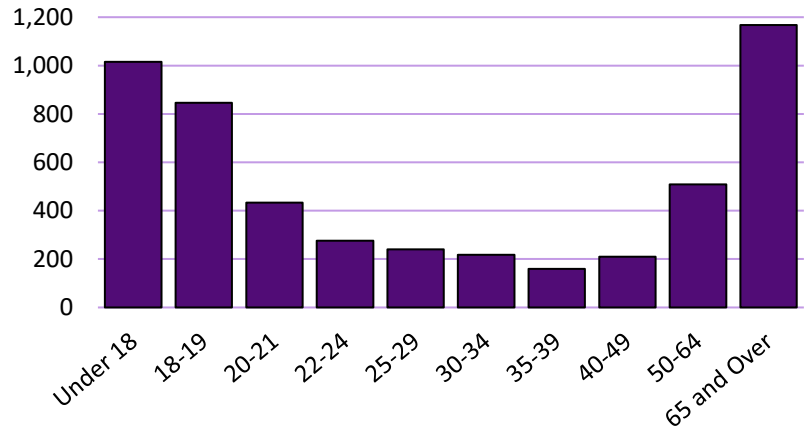
Campus Location

Graham County.....	3,514	69.2%
Greenlee County.....	99	2.0%
Gila County.....	1,463	28.8%



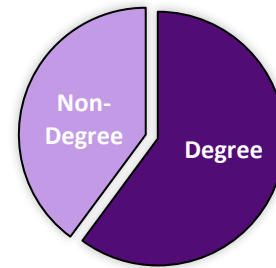
Enrollment by Age Group

Under 18.....	1,016	20.0%
18-19.....	846	16.7%
20-21.....	433	8.5%
22-24.....	276	5.4%
25-29.....	240	4.7%
30-34.....	218	4.3%
35-39.....	160	3.2%
40-49.....	210	4.1%
50-64.....	509	10.0%
65 and Over.....	1,168	23.0%



Degree-Seeking Versus Non-Degree-Seeking

Degree.....	3,052	60.1%
Non-Degree.....	2,024	39.9%



Enrollment Summary

New Transfer-ins.....	304	6.0%
All First-Time Students.....	893	17.6%
Continuing.....	3,879	76.4%

