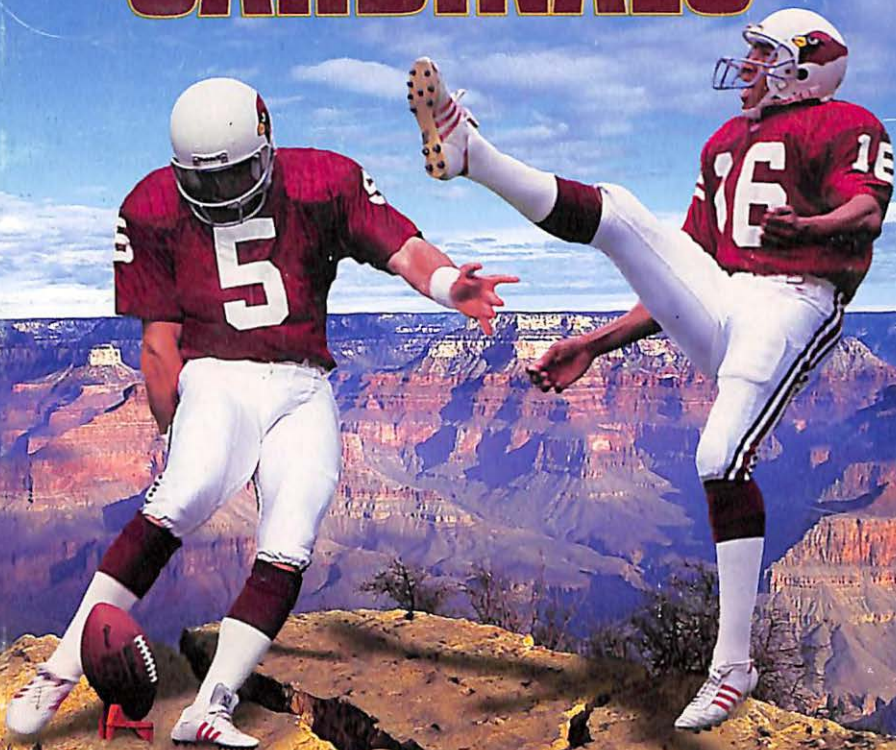


# PHOENIX CARDINALS



MEDIA

1992

GUIDE

# The Cardinals' 1992 Broadcast Team

## **KTAR 620AM**

Follow the Cardinals home and away  
on the flagship station of the  
Phoenix Cardinals' radio network

## **NEWSCHANNEL 3**

KTVK-TV

Watch the Cardinals' four preseason games  
and keep informed

weekly before and  
after the games with  
"Cardinal Preview"  
and

"Monday Night  
Cardinal Report"





# SCHEDULE

## ▲ Preseason

Date	Opponent	Site	Site Time	Phoenix Time
Saturday, August 8	San Diego Chargers	Sun Devil Stadium	7:30 p.m.	7:30 p.m.
Saturday, August 15	Chicago Bears	Sun Devil Stadium	5:00 p.m.	5:00 p.m.
Saturday, August 22	At Seattle Seahawks	Kingdome	7:30 p.m.	7:30 p.m.
Friday, August 26	At Denver Broncos	Mile High Stadium	6:00 p.m.	5:00 p.m.

## ▲ Regular Season

Date	Opponent	Site	Site Time	Phoenix Time
Sunday, September 6	At Tampa Bay Buccaneers	Tampa Stadium	4:00 p.m.	1:00 p.m.
Sunday, September 13	Philadelphia Eagles (TNT Nat'l TV)	Sun Devil Stadium	5:00 p.m.	5:00 p.m.
Sunday, September 20	At Dallas Cowboys	Texas Stadium	3:00 p.m.	1:00 p.m.
Sunday, September 27	Open Date			
Sunday, October 4	Washington Redskins	Sun Devil Stadium	1:00 p.m.	1:00 p.m.
Sunday, October 11	At New York Giants	Giants Stadium	1:00 p.m.	10:00 a.m.
Sunday, October 18	New Orleans Saints	Sun Devil Stadium	1:00 p.m.	1:00 p.m.
Sunday, October 25	At Philadelphia Eagles	Veterans Stadium	1:00 p.m.	1:00 a.m.
Sunday, November 1	San Francisco 49ers	Sun Devil Stadium	2:00 p.m.	2:00 p.m.
Sunday, November 8	At Los Angeles Rams	Anaheim Stadium	1:00 p.m.	2:00 p.m.
Sunday, November 15	At Atlanta Falcons	Georgia Dome	1:00 p.m.	11:00 a.m.
Sunday, November 22	Dallas Cowboys	Sun Devil Stadium	2:00 p.m.	2:00 p.m.
Sunday, November 29	At Washington Redskins	R.F.K. Stadium	1:00 p.m.	11:00 a.m.
Sunday, December 6	San Diego Chargers	Sun Devil Stadium	2:00 p.m.	2:00 p.m.
Saturday, December 12	New York Giants (CBS Nat'l TV)	Sun Devil Stadium	2:00 p.m.	2:00 p.m.
Sunday, December 20	At Indianapolis Colts	Hoosier Dome	1:00 p.m.	11:00 a.m.
Sunday, December 27	Tampa Bay Buccaneers	Sun Devil Stadium	2:00 p.m.	2:00 p.m.

## CREDITS

The 1992 Phoenix Cardinals Media Guide is published by the team's public relations department. Editor: Paul Jensen, public relations director. Associate editor: Greg Gladyslewski, media coordinator. Editorial assistance: David Cooper, intern, and Lynette Robinson, secretary. Cover design: Scott Anderson, MacCreations. Grand Canyon cover photography: Kerrick James. Player cover photography and inside photographic contributions: Greg Jessen, Cardinal team photographer. Printer: Ben Franklin Press, Tempe, Arizona.





# ALPHABETICAL ROSTER

No.	Name	Pos.	Ht.	Wt.	Birth Date	NFL Exp.	College	Hometown
20	Bailey, Johnny	R-B/KR	5-8	180	3/17/67	3	Texas A&I	Houston, Tex.
63	Bankston, Michael	NG	6-1	285	3/12/70	R	Sam Houston State	East Bernard, Tex.
70	Baxley, Rob	T	6-5	285	3/14/69	R	Iowa	Oswego, Ill.
25	Blount, Eric	R-B/KR	5-9	192	9/22/70	R	North Carolina	Ayden, N.C.
65	Brauninger, Brian	T	6-5	279	1/18/69	R	Oklahoma	Arlington, Tex.
54	Braxton, David	OLB	6-2	230	5/26/65	4	Wake Forest	Jacksonville, N.C.
84	Brown, Eddie	WR	5-11	192	10/2/69	1	Louisiana Tech	Miami, Fla.
33	Brown, Ivory Lee	R-B	6-2	230	8/17/69	1	Arkansas-Pine Bluff	Palestine, Tex.
42	Brown, Verlon	WR	6-1	175	11/26/68	R	Houston	Forrest City, Ark.
16	Camarillo, Rich	P	5-11	195	11/29/59	12	Washington	Pico Rivera, Calif.
37	Centers, Larry	R-B	6-0	200	8/1/68	3	Stephen F. Austin	Tatum, Tex.
17	Chandler, Chris	QB	6-4	220	10/12/65	5	Washington	Everett, Wash.
48	Coleman, Roderick	TE	6-5	250	12/4/68	R	Indiana	Albany, Ga.
93	Coleman, Sidney	ILB	6-2	250	1/14/64	5	Southern Mississippi	Gulfport, Miss.
62	Christy, Jeff	OL	6-3	289	2/2/69	R	Pittsburgh	Freeport, Pa.
59	Cunningham, Ed	C	6-3	289	8/17/69	R	Washington	Alexandria, Va.
72	Cunningham, Rick	T	6-6	312	1/4/69	2	Texas A&M	Los Angeles, Calif.
21	Davis, Dexter	CB	5-10	190	3/20/70	2	Clemson	Brooklyn, N.Y.
5	Davis, Greg	K	6-0	200	10/29/65	6	Citadel	Atlanta, Ga.
12	Doyle, Philip	K	6-0	207	3/20/69	1	Alabama	Birmingham, Ala.
22	Duerson, Dave	S	6-1	208	11/28/60	10	Notre Dame	Muncie, Ind.
78	Dutton, Doug	DT	6-4	265	8/13/69	R	Indiana State	Mahomet, Ill.
83	Edwards, Anthony	WR	5-9	190	5/26/66	4	New Mexico Highlands	Casa Grande, Ariz.
43	Edwards, Bernard	WR	6-5	205	2/24/69	R	Ohio State	Ft. Myers, Fla.
24	Eilers, Pat	FS	5-11	195	9/3/66	3	Notre Dame	St. Paul, Minn.
94	Faulkner, Jeff	DE	6-4	305	4/4/64	3	Southern	Miami, Fla.
36	Harry, Carl	WR	5-9	170	10/26/67	2	Utah	Fountain Valley, Calif.
56	Harvey, Ken	OLB	6-3	230	5/6/65	5	California	Austin, Tex.
91	Henson, David	NG	6-2	280	11/28/67	R	Arkansas Central	Maumelle, Ark.
58	Hill, Eric	ILB	6-2	250	11/14/66	4	Louisiana State	Galveston, Tex.
81	Hill, Randal	WR	5-10	177	9/21/69	2	Miami, Florida	Miami, Fla.
97	Hyche, Steve	ILB	6-2	252	6/12/63	3	Livingston	Cordova, Ala.
92	Jackson, Charles	DT	6-3	300	8/4/66	1	Jackson State	Miami, Fla.
80	Jackson, John	WR	6-0	183	1/2/67	3	Southern California	Diamond Bar, Calif.
41	Jackson, Robert	WR	6-1	196	6/10/69	R	Central (O.) State	Gaithersburg, Md.
53	Jax, Garth	ILB	6-3	240	9/16/63	7	Florida State	Houston, Tex.
39	Johnson, Johnny	R-B	6-3	220	6/11/68	3	San Jose State	Santa Cruz, Calif.
86	Jones, Ernie	WR	6-0	200	12/15/64	5	Indiana	Elihart, Ind.
55	Jones, Jock	OLB	6-2	227	3/13/68	3	Virginia Tech	Ashland, Va.
75	Jones, Mike	DE	6-4	285	8/25/69	2	North Carolina State	Columbia, S.C.
85	Jorden, Tim	TE/H-B	6-3	235	10/30/66	3	Indiana	Westchester, O.
57	Kauahi, Kani	C	6-3	275	9/6/59	10	Hawaii	Kekaha, Kauai, Ha.
18	Kelly, Andy	QB	6-3	211	5/6/68	R	Tennessee	Dayton, Tenn.
51	Lewis, Bill	C	6-6	290	7/12/63	7	Nebraska	Sioux City, Ia.
28	Lofton, Steve	CB	5-9	180	11/26/68	2	Texas A&M	Jacksonville, Tex.
29	Lynch, Lorenzo	CB	5-10	200	4/6/63	6	Calif. State-Sacramento	Oakland, Calif.
40	Massey, Robert	CB	5-10	185	2/17/67	4	North Carolina Central	Charlotte, N.C.
73	May, Mark	OL	6-6	290	11/2/59	12	Pittsburgh	Oneonta, N.Y.
46	McDonald, Tim	SS	6-2	215	1/6/65	6	Southern California	Fresno, Calif.
71	Nord, Mike	T	6-7	290	11/23/67	1	North Alabama	Louisville, Ky.
50	Nunn, Freddie Joe	OLB	6-4	250	4/9/62	8	Mississippi	Louisville, Miss.
76	Patterson, Craig	NG	6-4	317	7/18/64	3	Brigham Young	Castle Dale, Utah
87	Proehl, Ricky	WR	6-0	190	3/7/68	3	Wake Forest	Hillsborough, N.J.
89	Reeves, Walter	TE	6-3	266	12/15/65	4	Auburn	Eufala, Ala.
64	Richards, James	G	6-4	289	11/7/69	1	California	Antelope Valley, Calif.
15	Rodriguez, Ruben	P	6-2	217	3/3/65	4	Arizona	Woodlake, Calif.
82	Rolle, Butch	H-B/TE	6-3	245	8/19/64	7	Michigan State	Miami, Fla.
3	Rosenbach, Timm	QB	6-1	210	10/27/66	3	Washington State	Pullman, Wash.
79	Rucker, Keith	DL	6-3	348	11/20/68	R	Ohio Wesleyan	University Park, Ill.
19	Sacca, Tony	QB	6-5	234	4/17/70	R	Penn State	Delran, N.J.
30	Sands, Tony	RB	5-6	175	10/24/68	R	Kansas	Ft. Lauderdale, Fla.
67	Sharpe, Luis	T	6-5	280	6/16/60	11	UCLA	Detroit, Mich.



No.	Name	Pos.	Ht.	Wt.	Birth Date	NFL Exp.	College	Hometown
47	Sims, Kelly	CB	5-10	200	11/10/70	R	Cincinnati	St. Petersburg, Fla.
52	Small, Jessie	OLB	6-3	240	11/30/66	4	Eastern Kentucky	Boston, Ga.
61	Smith, Lance	G	6-3	290	1/1/63	8	Louisiana State	Kannapolis, N.C.
69	Smith, Vernice	G/T	6-3	298	10/24/65	3	Florida A&M	Orlando, Fla.
90	Stowe, Tyronne	ILB	6-1	249	5/30/65	6	Rutgers	Passaic, N.J.
98	Swann, Eric	DL	6-4	310	8/16/70	2	None	Swann Station, N.C.
95	Taylor, Alphonso	DL	6-1	350	9/7/69	R	Temple	Trenton, N.J.
27	Taylor, Jay	CB	5-10	175	11/8/67	4	San Jose State	San Diego, Calif.
34	Thompson, Anthony	R-B	6-0	210	4/8/67	3	Indiana	Terre Haute, Ind.
74	Villa, Danny	G	6-5	305	9/21/64	6	Arizona State	Nogales, Ariz.
66	Wahler, Jim	NG	6-4	275	7/29/66	4	UCLA	San Jose, Calif.
49	Ware, Derek	TE	6-2	245	9/17/67	R	Central (Okla.) State	Sacramento, Calif.
35	Williams, Aeneas	CB	5-10	187	1/29/68	2	Southern	New Orleans, La.
26	Williams, Tyrone	WR	6-5	207	3/26/70	R	Western Ontario	Halifax, Nova Scotia
60	Williams, Willie	T	6-6	300	8/6/67	2	Louisiana State	Houston, Tex.
96	Wilson, Lance	NG	6-2	265	5/14/69	R	Texas	San Antonio, Tex.
68	Wolf, Joe	G	6-6	296	12/28/66	4	Boston College	Allentown, Pa.
31	Wright, Willie	TE	6-4	239	3/9/68	1	Wyoming	Riverton, Wyo.
44	Yarbrough, Reggie	FB	6-1	215	1/18/69	R	Calif. State-Fullerton	Denver, Colo.
38	Zordich, Michael	S	6-1	200	10/12/63	6	Penn State	Youngstown, O.

## NUMERICAL ROSTER

No.	Name	Pos.	No.	Name	Pos.
3	Timm Rosenbach	QB	56	Ken Harvey	OLB
5	Greg Davis	K	57	Kani Kauhali	C
12	Philip Doyle	K	58	Eric Hill	ILB
15	Ruben Rodriguez	P	59	Ed Cunningham	C
16	Rich Camarillo	P	60	Willie Williams	T
17	Chris Chandler	QB	61	Lance Smith	G
18	Andy Kelly	QB	62	Jeff Christy	OL
19	Tony Sacco	QB	63	Michael Bankston	NG
20	Johnny Bailey	R-B/KR	64	James Richards	G
21	Dexter Davis	CB	65	Brian Brauner	T
22	Dave Duerson	S	66	Jim Wahler	NG
24	Pat Eilers	FS	67	Luis Sharpe	T
25	Eric Blount	R-B/KR	68	Joe Wolf	G
26	Tyrone Williams	WR	69	Vernice Smith	G/T
27	Jay Taylor	CB	70	Rob Baxley	T
28	Steve Lofton	CB	71	Mike Nord	T
29	Lorenzo Lynch	CB	72	Rick Cunningham	T
30	Tony Sands	R-B	73	Mark May	OL
31	Willie Wright	TE	74	Danny Villa	G
33	Ivory Lee Brown	R-B	75	Mike Jones	DE
34	Anthony Thompson	R-B	76	Craig Patterson	NG
35	Aeneas Williams	CB	78	Doug Dutton	DT
36	Carl Harry	WR	79	Keith Rucker	DL
37	Larry Centers	R-B	80	John Jackson	WR
38	Michael Zordich	S	81	Randal Hill	WR
39	Johnny Johnson	R-B	82	Bulch Rolle	H-B/TE
40	Robert Massey	CB	83	Anthony Edwards	WR
41	Robert Jackson	WR	84	Eddie Brown	WR
42	Verlon Brown	WR	85	Tim Jordan	TE/H-B
43	Bernard Edwards	WR	86	Ernie Jones	WR
44	Reggie Yarbrough	FB	87	Ricky Proehl	WR
46	Tim McDonald	SS	89	Walter Reeves	TE
47	Kelly Sims	CB	90	Tyronne Stowe	ILB
48	Roderick Coleman	TE	91	David Henson	NG
49	Derek Ware	TE	92	Charles Jackson	DT
50	Freddie Joe Nunn	OLB	93	Sidney Coleman	ILB
51	Bill Lewis	C	94	Jeff Faulkner	DE
52	Jessie Small	OLB	95	Alphonso Taylor	DL
53	Garth Jax	ILB	96	Lance Wilson	NG
54	David Braxton	OLB	97	Steve Hyché	ILB
55	Jock Jones	ILB	98	Eric Swann	DL



# VETERANS BY POSITION

Quarterbacks (2)	Pos.	Ht.	Wt.	Acquisition	NFL Exp.	'91 G/GS	College
Chris Chandler	QB	6-4	220	WV-91	5	9/5	Washington
Tim Rosenbach	QB	6-1	210	S1-89	3	0/0	Washington State
Running Backs (5)	Pos.	Ht.	Wt.	Acquisition	NFL Exp.	'91 G/GS	College
Johnny Bailey	R-B/KR	5-8	180	PB-92	3	14/0	Texas A&I
Ivory Lee Brown	R-B	6-2	230	D7-91	1	0/0	Arkansas-Pine Bluff
Larry Centers	R-B	6-0	200	D5-90	3	9/2	Stephen F. Austin
Johnny Johnson	R-B	6-3	220	D7-90	3	15/14	San Jose State
Anthony Thompson	R-B	6-0	210	D2-90	3	16/4	Indiana
Wide Receivers (7)	Pos.	Ht.	Wt.	Acquisition	NFL Exp.	'91 G/GS	College
Eddie Brown	WR	5-11	192	FA-91	1	—	Louisiana Tech
Anthony Edwards	WR	5-9	190	FA-91	4	12/0	New Mexico Highlands
Carl Harry	WR	5-9	170	FA-92	2	N/A	Utah
Randal Hill	WR	5-10	177	TR-91	2	16/4	Miami, Fla.
John Jackson	WR	6-0	183	FA-90	3	16/3	Southern California
Ernie Jones	WR	6-0	200	D7-88	5	16/16	Indiana
Ricky Proehl	WR	6-0	190	D3-90	3	16/16	Wake Forest
Tight Ends/H-Backs (4)	Pos.	Ht.	Wt.	Acquisition	NFL Exp.	'91 G/GS	College
Tim Jordan	TE/H-B	6-3	235	FA-89	3	16/9	Indiana
Walter Reeves	TE	6-3	260	D2-89	4	15/13	Auburn
Butch Rolle	H-B/TE	6-3	245	PB-92	7	16/0	Michigan State
Willie Wright	TE	6-4	239	FA-91	1	—	Wyoming
Offensive Linemen (12)	Pos.	Ht.	Wt.	Acquisition	NFL Exp.	'91 G/GS	College
Rick Cunningham	T	6-6	312	FA-92	2	—	Texas A&M
Kani Kauahi	C	6-3	275	PB-89	10	16/0	Hawaii
Bill Lewis	C	6-6	290	PB-90	7	16/16	Nebraska
Mark May	G/T	6-6	290	PB-92	12	9/0	Pittsburgh
Mike Nord	T	6-7	290	FA-91	1	—	North Alabama
James Richards	G	6-4	289	FA-92	1	—	California
Luis Sharpe	T	6-5	280	D1-82	11	16/16	UCLA
Lance Smith	G	6-3	290	D3-85	8	16/16	Louisiana State
Vernice Smith	G/T	6-3	298	FA-89	3	14/7	Florida A&M
Danny Villa	G/T/C	6-7	290	TR-92	6	10/10	Arizona State
Willie Williams	T	6-6	300	SS-90	2	16/3	Louisiana State
Joe Wolf	G/T	6-6	295	D1b-89	4	8/6	Boston College
Defensive Linemen (5)	Pos.	Ht.	Wt.	Acquisition	NFL Exp.	'91 G/GS	College
Jeff Faulkner	DE	6-4	305	PB-91	3	16/14	Southern
Mike Jones	DE	6-4	285	D2-91	2	16/1	North Carolina State
Craig Patterson	NG	6-4	317	FA-90	3	16/13	Brigham Young
Eric Swann	DE/NG	6-4	310	D1-91	2	12/3	None
Jim Wahler	NG	6-4	275	D4-89	4	15/14	UCLA
Linebackers (10)	Pos.	Ht.	Wt.	Acquisition	NFL Exp.	'91 G/GS	College
David Braxton	OLB	6-2	230	FA-90	4	16/2	Wake Forest
Sidney Coleman	ILB	6-2	250	PB-91	5	16/2	Southern Mississippi
Ken Harvey	OLB	6-3	230	D1-88	5	16/16	California
Eric Hill	ILB	6-2	250	D1a-89	4	16/15	Louisiana State
Steve Hyche	ILB	6-2	252	FA-91	3	16/0	Livingston
Garth Jax	ILB	6-3	240	PB-89	7	12/9	Florida State
Jock Jones	OLB	6-2	227	FA-91	3	14/0	Virginia Tech
Freddie Joe Nunn	OLB	6-4	250	D1-85	8	16/16	Mississippi
Jessie Small	OLB	6-3	240	PB-92	4	16/8	Eastern Kentucky
Tyronne Stowe	ILB	6-1	249	PB-91	6	13/4	Rutgers
Defensive Backs (10)	Pos.	Ht.	Wt.	Acquisition	NFL Exp.	'91 G/GS	College
Dexter Davis	CB	5-10	190	D4-91	2	11/0	Clemson
Dave Duerson	S	6-1	208	FA-91	10	11/4	Notre Dame
Pat Eilers	FS	5-11	195	PB-92	3	16/0	Notre Dame
Steve Lofton	CB	5-9	180	FA-91	2	11/1	Texas A&M
Lorenzo Lynch	CB	5-10	200	PB-90	6	16/14	Calif. St.-Sacramento
Robert Massey	CB	5-10	185	TR-91	4	12/5	North Carolina Central
Tim McDonald	SS	6-2	215	D2-87	6	13/13	Southern California
Jay Taylor	CB	5-10	175	D6-89	4	16/1	San Jose State
Aeneas Williams	CB	5-10	187	D3-91	2	16/15	Southern
Michael Zordich	FS	6-1	200	PB-89	6	16/16	Penn State
Kickers (3)	Pos.	Ht.	Wt.	Acquisition	NFL Exp.	'91 G/GS	College
Rich Camanillo	P	5-11	195	FA-89	12	16/0	Washington
Greg Davis	K	6-0	200	PB-91	6	16/0	The Citadel
Ruben Rodriguez	P	6-2	217	FA-92	4	—	Arizona



# CONTENTS

Schedule, Rosters, Position Breakdown .....	Insert
Staff Directory .....	2
Staff .....	3-28
President Bill Bidwill .....	4
Administration .....	4
Vice President/General Manager Larry Wilson .....	5
Executive Vice President Joe Rhein .....	6
Director of Pro Personnel Erik Widmark .....	7
Director of College Scouting Bob Ackles .....	8
Head Coach Joe Bugel .....	9-11
Assistant Coaches .....	12-21
Scouts .....	21-25
Training Staff .....	25-26
Equipment Staff .....	27
Video Director .....	28
Players .....	29-124
Rostered Veterans .....	29-105
Draft Choices .....	106-116
Free Agents .....	117-124
1992 Review .....	125-155
Review .....	126-130
Game Summaries .....	131-138
Starting Lineups .....	139
Final Statistics .....	140-141
Final Defensive Statistics .....	142
Defensive Leaders .....	143
Team Game Statistics .....	144
Individual Rushing .....	145
Individual Passing .....	146
Individual Receiving .....	147
Game Kicking .....	148
Game Returns .....	149
Team Bests & Worst .....	150
Miscellaneous Statistics .....	151
Top Individual Performances .....	152
Top Opponent Individual Performances .....	153
Longest Plays .....	154
Roster Moves .....	155-156
Inactives .....	156
History .....	157-212
Franchise History .....	158-160
All-Time Roster .....	161-173
Overtime Games .....	173
Annual Results .....	174-175
All-Time Results .....	176-186
Preseason Results .....	187-189
Rivalries .....	190-196
Statistical Category Leaders .....	197-205
Head Coaches .....	205
All-NFL .....	206-207
Pro Bowlers .....	208
The Last Time .....	209
Draft History .....	210-212
Records .....	213-246
Individual Records .....	214-231
Team Records .....	232-242
Playoff Records .....	243-246
Miscellaneous .....	248-260
NFL Schedule .....	248-250
Opponents .....	251-257
Key NFL Dates .....	258
Sun Devil Stadium .....	259
Training Facility .....	260

# STAFF

## ▲ Board of Directors

William V. Bidwill ▲ Nancy J. Bidwill ▲ Thomas J. Guilfoil

## ▲ Administration

William V. Bidwill ..... President  
 Larry Wilson ..... V.P. and General Manager  
 Joe Rhein ..... Executive Vice President  
 Thomas J. Guilfoil ..... Secretary and  
 General Counsel  
 Charley Schlegel ..... Treasurer and  
 Chief Financial Officer  
 Erik Widmark ..... Director of Pro Personnel  
 Bob Ackles ..... Director of College Scouting

## ▲ Coaches

Joe Bugel ..... Head Coach  
 Jerry Rhome ..... Offensive Coordinator  
 Fritz Shurmur ..... Defensive Coordinator  
 Ted Cottrell ..... Defensive Line  
 Bobby Jackson ..... Running Backs  
 Jim Johnson ..... Defensive Backs  
 John Matsko ..... Offensive Line  
 Mike Murphy ..... Inside Linebackers and  
 Quality Control  
 Joe Pascale ..... Outside Linebackers  
 Ted Plumb ..... Receivers  
 Pete Rodriguez ..... Special Teams  
 Bob Rogucki ..... Strength and Conditioning  
 Sam Clark ..... Intern

## ▲ Personnel

William Bidwill, Jr., Bo Bolinger, Harry Gilmer,  
 Carl Hairston, Jerry Hardaway, Ralph Hawkins,  
 Bill Jobko

## ▲ Medical

Dr. Russell Chick ..... Physician (Orthopedist)  
 Dr. Wayne Kuhl ..... Physician (Internist)  
 Gary Mack ..... Counselor  
 Dr. Louis Rosenbaum ..... Ophthalmologist  
 Dr. Robert Teague ..... Dentist

## ▲ Training

John Omohundro ..... Head Trainer  
 Jim Shearer ..... Assistant Trainer  
 Jeff Herndon ..... Assistant Trainer

## ▲ Equipment

Mark Ahlemeier ..... Equipment Manager  
 Steve Christensen ..... Asst. Equipment Mgr.

## ▲ Photography/Video

Benny Greenberg ..... Video Director

## ▲ Sales

Rob Kiese ..... Director of Sales  
 Karen Nickerson ..... Sky Box Sales  
 John Davis, Jim Frantell, Eric Gronning,  
 Andrea Polson ..... Sales Representatives

## ▲ Marketing

Joe Castor ..... Director of Marketing  
 Nicole Bidwill ..... Assistant Marketing Director

## ▲ Community Relations

Adele Harris ..... Dir. of Community Relations  
 Patsy N. Stewart ..... Special Events Coord.

## ▲ Tickets

Steve Walsh ..... Ticket Manager  
 Steve Bomar ..... Assistant Ticket Manager  
 Kim Haynack, Melanie Samaha ..... Staff

## ▲ Accounting

Judy Maloney ..... Accountant

## ▲ Data Processing

John Gray ..... Director  
 Bob Catola ..... Assistant Director

## ▲ Facility Maintenance

Jim Keillor ..... Superintendent  
 Jim Phillips ..... Assistant Superintendent  
 Dave McEwen ..... Field

## ▲ Office Administration

Nancy Keenoy ..... Office Administrator

## ▲ Office Staff

Cindi Alyanikian, Bette Blum, Toni Doe, Linda  
 Hanson, Earlene Harris, Catherine Karp, Keith Kidd,  
 Marilyn Keiffer, Bobbi Lohr, Estelle Moreno, Nancy  
 Nance, Jay Nienkark, Shelley Norris, Kathy Pascal.

## PUBLIC RELATIONS

Paul Jensen ..... Public Relations Director  
 Office Direct ..... 602/379-1720  
 Home ..... 602/460-4116

Lynette Robinson ..... Staff

Greg Gladyslewski ..... Media Coordinator  
 Office Direct ..... 602/379-1722  
 Home ..... 602/890-8491

Lynette Robinson ..... Staff





**S**TAFF



# BILL BIDWILL

## PRESIDENT



William V. Bidwill's association with the Cardinals, a relationship that began as a child ball boy on Chicago's south side and continues today as owner and president, marks its 48th year.

The 61-year-old Chicago native presides over the oldest continuous professional football franchise dating back to 1898 and, along with the Chicago Bears, one of two charter members of the National Football League (1920).

The Cardinals have remained in the Bidwill family since William's father, Charles, a prominent Chicago sports figure and member of the Pro Football Hall of Fame, purchased the team in 1932. Charles ran the club until his death in the Cardinals' NFL championship year of 1947. His wife, Violet, guided the franchise's fortunes for the next 15 years followed jointly by their two sons, William and Charles, Jr. (Stormy). William became sole owner in 1972.

Named a Cardinal vice president during his undergraduate days at Georgetown University, William Bidwill returned to Chicago from the Navy in 1956 to begin assisting family interests that included football. When the Cardinals moved to St. Louis in 1960, Bidwill returned to the organization on a full-time basis.

Bidwill remains involved in all areas of the day-to-day Cardinal operation. The Cardinals' award-winning training complex in south Tempe, Arizona, which has housed the organization since September, 1990, is the latest major project he has overseen.

Also an active supporter of various civic and charitable organizations and endeavors, Bidwill directed the formation of Cardinal Charities, the team's organization dedicated to supporting worthy Arizona causes, shortly after the Cardinals arrived in the state.

Bidwill has served on many league committees in the past. He was a pivotal voice in Arizona's successful bid for Super Bowl XXVII in 1993, and later, a compromise that has reserved the league's showcase game for the Valley of the Sun in 1996 (Super Bowl XXX) instead. Additionally, he co-chairs the Bert Bell Player Benefit Retirement Board and serves on the executive committee of NFL Films.

Bidwill and his wife, Nancy, are the parents of five children: Sons William, Jr., Michael, Patrick, and Timothy, and daughter Nicole.

## ADMINISTRATION

*Right: Thomas J. Guilfoil  
Secretary and General Counsel*

*Far right: Charley Schlegel  
Treasurer and Chief Financial  
Officer*





# LARRY WILSON

**V.P./GENERAL MANAGER**

Larry Wilson, regarded as one of the greatest defensive backs in NFL history, continues his 33-year NFL career as head of the Cardinals' football operations.

A Hall of Fame defensive back for the Cardinals during their first 13 seasons in St. Louis and one of only four players in franchise history to have his jersey retired, the 54-year-old Wilson's NFL career began with 13 seasons (1960-72) as a player and has continued with a variety of administrative posts.

Wilson started his climb up the team's organizational ladder as director of professional scouting (1973-76) and director of professional personnel (1977-88) for the next 16 years. He also guided the team as interim head coach for the final three games of the 1979 season, earning credit for victories over the San Francisco 49ers and the New York Giants.

During the Cardinals' inaugural season in Phoenix in 1988, Wilson was appointed vice president and general manager to guide the franchise's football fortunes as it entered a new era in Arizona. Since, Wilson has hired a new head coach (Joe Bugel), played an active role in planning the Cardinals' state-of-the-art training complex, and taken a more prominent role in the team's draft decision making. He also instigated the Cardinals' change to red pants in 1990.

As a player, Wilson reached near-legendary status as a hard-hitting six-time all-pro and eight-time Pro Bowl free safety, appearing in 169 NFL games—all as a Cardinal—from 1960-72. His name is referenced throughout the Cardinal record book. He still owns club records for career interceptions (52), career interception yardage (800), career interception returns for touchdowns (5), and single-game interception return yardage (115). His 96-yard interception return for a touchdown against Cleveland on Dec. 19, 1965 remains the longest in Cardinal history and his 91-yard interception for a touchdown the following year against Philadelphia still ranks third on the same list. He led the Cardinals in interceptions six times and intercepted three passes in a single game twice.

In 1966, he enjoyed one of his finest seasons with an NFL-leading 10 interceptions, including three in one game against the Chicago Bears on Oct. 31, while tying a league record by intercepting a pass in seven consecutive games.

Wilson also holds the Cardinal record for longest fumble return, an 88-yard jaunt for a touchdown at Green Bay on Dec. 21, 1969. It was one of two career fumbles he returned for touchdowns and one of 12 career fumbles he recovered, the latter ranking fifth in that category in Card annals.

Wilson was accorded professional football's ultimate honor in January of 1978 when he was inducted into the Pro Football Hall of Fame.

Born in Rigby, Idaho, Wilson was drafted as a running back out of the University of Utah in the seventh round in 1960. After converting to the defensive backfield due to injuries, Wilson and coach Chuck Drulis innovated one of today's most potent and exciting aspects of defensive football—the safety blitz.

Wilson and his wife, Nancy, reside in Scottsdale, Arizona.



# JOE RHEIN

## EXECUTIVE VICE PRESIDENT

Cardinal Executive Vice President Joe Rhein has proven Thomas Wolfe wrong. You can go home again. And he has.

The team's publicity director in St. Louis from 1972-76 and its assistant publicist in 1971, Rhein returned to the Cardinals in August of 1989 to serve as the administrative counterpart to Vice President and General Manager Larry Wilson after a 12-year hiatus at the National Football League office in New York.

Rhein's first year in Arizona was hectic. He played an instrumental role in the NFL's original award of Super Bowl XXVII to Arizona as a board of directors member of the Phoenix '93 Committee, the organization which shaped Arizona's presentation to NFL owners, and in the later compromise that preliminarily has reserved Super Bowl XXX for Arizona in 1996.

Rhein has been a guiding voice in the formation of Cardinal Charities, and as its vice president, plays an active role in awarding the foundation's grants. He also played a major role in the development of the team's training complex in south Tempe, Arizona which opened in September of 1990.

Elected to the board of directors of the Phoenix Chamber of Commerce in 1991, he also is a member of the "Phoenix Pride" committee formed by Phoenix Mayor Paul Johnson in 1990 to promote the Valley of the Sun and Arizona, and the Governor's Council on Health, Physical Fitness, and Sports.

The 45-year-old Rhein joined the NFL in 1977 as assistant to the president of the National Football Conference, a position he held until serving as the league's director of administration from 1983-89. In the latter capacity, Rhein coordinated the activities of the league office departments and was involved in the supervision of the NFL's international efforts, particularly the American Bowl series. He supervised the first three American Bowls in London (1986-88) and the first American Bowl in Tokyo (1989).

Additionally, Rhein served as secretary of the NFL Charities foundation and was involved in preparation of the league playing schedule and coordination of the AFC-NFC Pro Bowl Game from 1977-89.

Rhein began his career as assistant sports information director at Oklahoma State from 1969-71 following his 1969 graduation from the University of Missouri in journalism.

A native of Belleville, Illinois, Rhein and his wife, Barbara, reside in Scottsdale, Arizona with daughters Rachel and Jessica.



# ERIK WIDMARK

## DIRECTOR OF PRO PERSONNEL

Erik Widmark, 44, enters his fifth season as the Cardinals' director of pro personnel following his promotion from assistant in September, 1988 when Larry Wilson was named vice president and general manager.

Widmark's role in the organization has included various administrative aspects of the football operation. During his five years with the Cardinals, he has spearheaded one of the NFL's most successful Plan B approaches, served as training camp coordinator, and negotiated the contracts of Plan B and other veteran and rookie free agents. Two years ago he added the responsibility of signing the team's draft choices in addition to an expanded role in the Cardinals' scouting decisions.

Additionally, Widmark will work with Cardinal tight ends for the third consecutive season as his administrative duties allow.

Prior to joining the Cardinals, Widmark spent five seasons with the Tampa Bay Buccaneers from 1983-88 as a scout, chief scout, director of pro personnel, and special assistant to the head coach.

Widmark joined the professional ranks following an extensive collegiate coaching career as an assistant at Cal Western, the University of San Diego, Cal Poly-Pomona, Pasadena City College, and the University of Oregon. He also served as head coach at Pasadena in 1979.

As offensive coordinator at Pasadena in 1978, the squad finished 11-1 and won the final Junior Rose Bowl by downing Jones County of Mississippi 38-9. As head coach the following year, Widmark's team posted an 8-3 mark and captured the school's second consecutive Potato Bowl, emblematic of the junior college championship in California.

A former wide receiver, Widmark played collegiately at Cal Western (now U.S. International) where he earned a bachelor's degree in physical education and a master's degree in education. He played for two seasons with the San Diego Chargers before two knee operations ended his playing career.

A racquetball and water skiing enthusiast, Widmark, a native of Iowa, was raised in Scottsdale, Arizona where he attended Arcadia High School. He and his wife, Cinda, reside in Phoenix with daughters Jessica (13) and Erika (10), and son Dallas (12).



# BOB ACKLES

## DIRECTOR OF COLLEGE SCOUTING

The newest member of the Cardinals' front office is Bob Ackles, former director of player personnel for the Dallas Cowboys, who was named director of college scouting on July 8, 1992.

Ackles, 53, joined the Cowboys as the club's first director of pro personnel in 1986 and was promoted to the position of director of player personnel in 1989 where he helped lay the foundation for the Cowboys' dramatic resurgence over the past three years. Following seasons of 3-13 in 1988 and 1-15 in '89, Ackles was instrumental in the club's active efforts to acquire talent through several trades, waiver acquisitions, and Plan B free agency that provided an infusion of top draft picks and players. The efforts were rewarded by the Cowboys' play-off appearance following an 11-5 regular-season last fall.

Prior to his tenure in Dallas, Ackles spent 11 years as general manager of the Canadian Football League's (C.F.L.) British Columbia Lions where he became recognized as one of the C.F.L.'s top administrators. Under his leadership, the Lions became one of the C.F.L.'s winningest teams, moved into a new stadium, and built a training facility. In 1985, the Lions won the Grey Cup, emblematic of the C.F.L. championship.

Ackles joined the Lions in 1954, their first year of operation, as a 16-year-old water boy. Over the next 32 years, Ackles performed virtually every administrative duty in the organization. After working his way through Vancouver College as the Lions' equipment manager, he became assistant general manager before being elevated to general manager in 1975.

A native Canadian, Ackles was born in Sarnia, Ontario near the United States border. Raised in Toronto and Vancouver, British Columbia, he played organized hockey for 12 years. He and his wife, Kay, who reside in Phoenix, have two sons—Steve (29) and Scott (27).



# JOE BUGEL

## HEAD COACH

Enthusiastic Joe Bugel, 52, enters his third season as head coach of the Phoenix Cardinals.

Although the trappings of position now surround the veteran coach—a contemporary office complete with mountain view on the second floor of the Cardinals' state-of-the-art training facility in south Tempe, Arizona, the enviable desert climate for his Cardinals to nest, the necessary warm-weather wardrobe, and two rings from three Super Bowl appearances during nine unforgettable years as a Washington Redskin assistant—Bugel remains, above all, a tough guy, a man whose roots in rough-and-tumble, football-mad western Pennsylvania indelibly molded his psyche.

### ▲ Early Influences

It started with his first coach at Munhall High School in Pittsburgh, Nick Kliskey.

*"He's one of the toughest guys I've ever been around,"* Bugel fondly reflects. *"Everything was brute force and discipline. He left one lasting impression on me: If you are going to play football, you'd better be tough. You were either going to be tough or you would be run out of town."*

His prep teammates nicknamed him Deacon after a local tough guy whom Bugel idolized. *"He was a street fighter. A brawler. He was a tough, tough guy. He never lost,"* Bugel explains.

It continued as an undersized, overachieving offensive guard who arrived at Western Kentucky University as a walk-on and departed with a scholarship.

It continues today.

*"We've got to be tough,"* he offers. *"In the NFC East, you can't be scared!"*

### ▲ Roots

Bugel was born March 10, 1940 in Pittsburgh. Athletics consumed his formative years. At age 12, he was the catcher on a Pittsburgh youth baseball team that reached the Little League World Series final before losing to Redlands, Calif. He excelled in football (fullback and linebacker), basketball (he once scored 47 points in a game), baseball (catcher), and volleyball (setter) in high school.

But western Pennsylvania is football crazy so it came as no surprise that the gridiron captured the future coach's fancy.

Although Bugel was one of three children (older sister Elaine and younger brother, Tom, a three-year starting linebacker at Ohio State) of a family that owned an electroplating company, he served his time in the steel mills. He took a job in the mills after graduating from high school. Two weeks later, he knew that wasn't the life for him.

At the end of five years at Western, Bugel, a two-way star (offensive guard and linebacker), was a four-year starter who had led the Hilltoppers to a 27-0 Tangerine Bowl victory against the Otto Graham-coached Coast Guard Academy which still rates as *"one of the greatest thrills of my career"* according to Bugel. He was all-Ohio Valley Conference (OVC) in 1963. He was elected team captain by his sophomore year.

*(Head Coach Joe Bugel continued on page 10)*

*(Head Coach Joe Bugel continued from page 9)*

Bugel was hired by Western in 1964 as a graduate assistant coach on a staff that also included another future NFL head coach, Atlanta's colorful Jerry Glanville. As assistants—Bugel the offensive coordinator, Glanville the defensive coordinator—the two shared a makeshift office under the stands of the school's basketball bleachers and a tiny log cabin with no heat and one bed. At night after flipping a coin to see who slept in the bed, the two would map their futures on the back of pizza boxes. Bugel and Glanville later reunited in 1976 on the Detroit Lions' staff.

Bugel had escaped the steel-mill life.

## ▲ Hog Call

Prior to joining the Cardinals in 1989 to accept his first head-coaching position, teams employing the 15-year NFL assistant posted a 144-82 record (.637 winning percentage), including 13 winning seasons and eight playoff appearances. Besides two Super Bowl rings, he participated in six conference championship games and 21 playoff tilts.

Those were the tangibles that attracted Cardinal Vice President and General Manager Larry Wilson to hire Bugel. The intangibles—the "Hogs"—convinced Wilson.

Nothing symbolizes the emotional loyalty Bugel always has evoked from those around him more than those two words: "The Hogs!"

"The Hogs" were Bugel's fabled offensive linemen in Washington. It's a name he unknowingly coined himself in practice in 1982 by yelling, "Let's go, Hogs." When the linemen took to the label, Bugel ordered t-shirts that had to be worn once a week. The moniker went public and then national as the Redskins continued to win.

"The Hogs" became NFL chic and an autumn obsession in the nation's capitol.

But it goes further. "The Hogs" were a bonding Bugel was not just their coach, he was a Hog, too. He made them believe they were as important to winning as the more highly-publicized positions.

"We grew together," Bugel says. "We had nine glorious years together. Those guys are responsible for me being where I am today."

## ▲ Coaching Ladder

En route to the NFL, Bugel left Western Kentucky to make coaching stops at three other colleges—Navy (1969-72), Iowa State (1973), and Ohio State (1974).

He broke into the professional ranks as offensive line coach for the Detroit Lions from 1975-76 followed by a four-year stop in Houston as offensive line coach from 1977-80. During his stay, the Oilers set club rushing and passing records in 1980 and led the NFL in fewest quarterback sacks in 1978.

His nine memorable years on Head Coach Joe Gibbs' staff in Washington began in 1981-82 as offensive coordinator and ended as assistant head coach-offense from 1983-89. Four Redskins offensive linemen—"Hogs"—earned Pro Bowl honors under Bugel's tutelage—Jeff Bostic, Joe Jacoby, Russ Grimm, and Mark May. A total of nine Redskins were voted to the offensive Pro Bowl squad a combined total of 20 times during his stay.

During Bugel's Washington tenure, the Redskins won two Super Bowls (XVII in 1983 and XXII in 1988) and reached the playoffs five times in nine years, posting a glittering 11-3 (.786) post-season record, three Super Bowl appearances, three NFC championships, and four division titles.

The Washington offense also evolved from a highly respected rushing attack to a



pass-oriented style. The 1983 Redskin offense scored an NFL-record 541 points. The team boasted four 1,000-yard rushers (George Rogers from 1985-86, John Riggins from 1983-84), one 4,000-yard passer (Jay Schroeder, 1986), and nine 1,000-yard pass receivers (Gary Clark, 1986-87, '89; Art Monk, 1984-86, '89; Ricky Sanders, 1988; Charlie Brown, 1983) during Bugel's association with the high-powered offense. Additionally, Monk led the league in pass receiving in 1984 with an NFL single-season record of 106 receptions. Brown (78 receptions) led the NFC in pass receiving in 1983 while quarterback Joe Theismann (2,033 yards) led the NFC in passing in 1982.

## ▲ Personal

Bugel's years at Western Kentucky not only pointed him toward a coaching career, it also formed the foundation for his personal life.

Besides earning a bachelor's degree in physical education in 1963 and a master's degree in guidance and counseling in 1964 from the Bowling Green, Kentucky school, Bugel met an employee in Western's sports information office named Brenda Sage, a Tennessee native. Bugel, then an assistant coach, invited her on a date to a basketball game. Three months later they eloped.

Now 23 years later, they have three daughters: Angie (22), Holly (19), and Jennifer (15). They reside in Paradise Valley, Arizona.

## BUGEL CALLS

### ▲ Pedigree

In 15 years as an NFL assistant coach, teams employing Bugel posted a 144-82 composite record (.637), a span that included 13 winning seasons, 8 playoff appearances (21 games), 6 conference championship games, and 3 Super Bowls.

### ▲ Coaching Experience

- ▼ Assistant Coach, Washington Redskins, 1981-89 (offensive coordinator, 1981-82; assistant head coach-offense, 1983-89)
- ▼ Assistant Coach, Houston Oilers, 1977-80 (offensive line coach)
- ▼ Assistant Coach, Detroit Lions, 1975-76 (offensive line coach)
- ▼ Assistant Coach, Ohio State Univ., 1974
- ▼ Assistant Coach, Iowa State Univ., 1973
- ▼ Assistant Coach, U.S. Naval Academy, 1969-72
- ▼ Assistant Coach, Western Kentucky University, 1964-68

### ▲ Record

13-35 in threes seasons as a National Football League head coach

### ▲ Playing Experience

Offensive guard and linebacker, Western Kentucky University, 1960-62

### ▲ Born

March 10, 1940, Pittsburgh, Pa.

### ▲ High School

Munhall, Pittsburgh, Pa.

### ▲ Education

- ▼ Bachelor's degree (physical education), Western Kentucky University, 1963
- ▼ Master's degree (guidance and counseling), Western Kentucky Univ., 1964

### ▲ Family

Wife Brenda, daughters Angie (22), Holly (19), and Jennifer (15)

### ▲ Residence

Paradise Valley, Arizona





# JERRY RHOME

## OFFENSIVE COORDINATOR

Jerry Rhome, a former NFL quarterback who spent five seasons (1983-87) on the Washington Redskins' coaching staff with Phoenix Head Coach Joe Bugel, is the Cardinals' third-year offensive coordinator.

Rhyme made his mark quickly in 1990 as the Cardinal offense showed steady improvement from the previous season. Five hundred fifty-one additional rushing yards that averaged nearly an extra yard per rushing attempt, 12 fewer pass interceptions, and 13 less quarterback sacks for 94 fewer yards lost were just some of the visible signs of improvement. The balance of the attack also improved, finishing with a 60 percent/40 percent pass/run ratio compared to 70 percent/30 percent in 1989.

Rhyme, 50, credited with the rapid development of young Cardinal quarterback Timm Rosenbach, spent 1989 as quarterbacks coach for the Dallas Cowboys where he honed the skills of 1991 Pro Bowler Troy Aikman.

During five seasons in Washington, Rhyme coached veteran signal callers Joe Theismann and Doug Williams while also overseeing the development of young quarterbacks Mark Rypien and Jay Schroeder. Rhyme helped guide a Redskin offense that finished in the NFL's top 10 four of his five seasons and qualified for two Super Bowls with two quarterbacks (Theismann and Williams). Rypien, the youngest of his proteges at that time, led Washington to the Super Bowl title last year as the title game most valuable player.

Rhyme's two other NFL coaching stops were San Diego as offensive coordinator in 1988 and Seattle as both quarterbacks/receivers coach (1976-77) and offensive coordinator (1978-82) for the expansion Seahawks. During his stay, Rhyme nurtured his reputation for development of young quarterbacks with free agents Jim Zorn and Dave Krieg.

In 1963, the NFL Dallas Cowboys and American Football League N.Y. Jets drafted Rhyme to gain his professional rights prior to the senior season of his record-setting career at Tulsa. Rhyme eventually played four seasons for the Cowboys (1965-68) as a back-up quarterback before concluding his playing career with Cleveland (1969), Houston (1970), and the L.A. Rams (1971-72).

The Heisman Trophy runner-up and Walter Camp Trophy recipient in 1964, Rhyme began his collegiate playing career at Southern Methodist (1960-61) before transferring to Tulsa where he set 17 NCAA passing records. He returned to his alma mater to break into the coaching ranks from 1973-75 following his playing career.

Rhyme also earns credit for the early development of former Tulsa and Seattle Seahawk wide receiver Steve Largent, the NFL's all-time leading pass receiver. As quarterbacks and receivers coach and offensive coordinator at Tulsa for three years and later at Seattle, Rhyme tutored Largent during the early stages of his record-shattering career.

Rhyme, a Dallas native, and his wife, Sharon, have three children—daughters Shannon (22), and Nicole (19) and son Brett (12).



# FRITZ SHURMUR

## DEFENSIVE COORDINATOR

Innovative Fritz Shurmur, the Cardinals' defensive coordinator, enters his second season on the Phoenix staff after overseeing noteworthy defensive accomplishments in 1991.

The 60-year-old coaching veteran enters his 18th season in the NFL after stints with the L.A. Rams (nine seasons), New England (four campaigns), and Detroit (three years).

Under his tutelage last year, the new-look defensive unit featured seven new starters. The improvement was obvious. In comparison to the previous season, the Phoenix defenders allowed 52 fewer points, 164 fewer total yards, 182 fewer yards rushing, and only 18 more yards passing despite defending 45 more enemy aerial attempts. The unit yielded two touchdowns or less nine times and scored three touchdowns on turnovers. Cardinal opponents completed only 16 passes of 25 yards or more (none in six contests, including the last two outings) with the longest completion 43 yards.

The Cardinals shared the league low with Buffalo, Denver, and New Orleans by allowing only 12 touchdown passes, a total that matched the 1971 club for third all-time in team annals but the fewest in a 16-game season. Phoenix opponents averaged just 11.5 yards per pass completion which ranked fourth in the NFC and 10th in the league.

Shurmur's "11 men to the football" zone concept also produced 37 opponent fumbles, the third highest total in franchise history, while the Cardinals' 21 fumble recoveries ranked second in the NFC and third in the league.

Shurmur joined the Cardinals following nine seasons improvising with the Rams' successful defense. The Riverview, Michigan native arrived in L.A. as the Rams' defensive line coach for the strike-shortened 1982 season. Named the team's defensive coordinator the next season, the Rams went from 27th to 15th in total defense. In 1984, L.A. climbed to 14th overall and third against the run.

Nineteen eighty-five and '86 began to produce dividends as the Rams led the NFL with 56 quarterback sacks in '85 and finished fifth in total defense both seasons, leading the squad to two playoff appearances. Following the strike of 1987, Shurmur's 1988 Ram defenders ranked ninth overall and again recorded a league-high 56 quarterback sacks.

However, it was Shurmur's injury-depleted defensive unit of 1989 that turned heads. Shurmur was forced to improvise, utilizing linebackers as down linemen and compensating for the absence of two regular inside linebackers until the season's 10th game. The unit allowed only three running backs to gain 100 yards, finished fifth in the NFC with 42 sacks, and led the Rams to two post-season victories.

L.A. reached post-season play six times during Shurmur's nine-year tenure.

Shurmur broke into the NFL with the Lions in 1975 as defensive line coach while another assistant, Joe Bugel, tutored Detroit's offensive linemen. Shurmur was named the Lions' defensive coordinator in 1977. Four campaigns in New England, the first two as defensive line coach, the last two as defensive coordinator, followed. Shurmur's 1979 Patriot defenders led the NFL with 57 sacks.

*(Defensive Coordinator Fritz Shurmur continued on page 14)*

*(Defensive Coordinator Fritz Shurmur continued from page 13)*

Shurmur's coaching career began as a graduate student in 1954 at his alma mater, Albion (Mich.) College, where he served as assistant football coach and swimming coach through 1961 before moving to the University of Wyoming as an assistant football coach. He was the Cowboys' defensive line coach from 1962-70 before being named head coach in 1971. As Wyoming's head coach for four seasons, Shurmur's teams led the nation in rushing defense twice and in total defense.

Shurmur authored a book entitled *Coaching Team Defense* in 1988.

Born July 15, 1932, Shurmur attended Wyandotte High School in his native Riverview, Michigan. At Albion, he was named all-Michigan Intercollegiate Athletic Association as a center and earned the conference most valuable player award, too. He also was named to the all-conference baseball team. He graduated with a master's degree in education administration in 1956.

Shurmur and his wife, Peggy Jane, reside in Tempe. They have three children: Sally Ann Michalov (35), Scott (33), and Susie (29). Sally Ann, an award-winning sports reporter for the *Casper Star-Tribune*, was named the 1990 Wyoming sportswriter-of-the-year.



## TED COTTRELL

### DEFENSIVE LINE

Ted Cottrell, who helped mold Buffalo's defensive line into one of the NFL's strongest units as the Bills' defensive line coach for four seasons (1986-89), coaches the same position for the Cardinals for the third consecutive year.

Last year, his nurturing and patience paid high dividends for 1991 first-round draft choice Eric Swann who contributed markedly by the end of his rookie season.

Bills' nose tackle Fred Smerlas (1988) and defensive end Bruce Smith (1987-89) earned trips to the Pro Bowl and the '88 Bill defense ranked first in the AFC during Cottrell's Buffalo tenure.

Cottrell received his first taste of professional coaching as linebacker coach for Head Coach Marv Levy in Kansas City (1981-82) followed by two seasons (1984-85) as defensive line coach for the USFL New Jersey Generals. He rejoined Levy with the Bills in 1986.

A native of Chester, Pa., Cottrell, 44, entered the coaching ranks at Rutgers from 1973-80 as defensive line coach (1973-79) and defensive coordinator (1980). In 1976, Rutgers led the nation in total defense, rushing defense, and scoring defense, and finished unbeaten with a no. 17 national ranking. Cottrell returned to Rutgers as defensive coordinator for the 1983 season following his stay in Kansas City.

Chosen in the seventh round of the 1969 draft by Atlanta, Cottrell played two seasons as a linebacker with the Falcons (1970-71) and completed his playing career in the CFL with the Winnipeg Blue Bombers (1972).

Cottrell, who also attended Rutgers, graduated from Delaware Valley College in Doylestown, Penn. He and his wife, Barbara, have one son, Theodore (9).



# BOBBY JACKSON

## RUNNING BACKS

Bobby Jackson, a nine-year veteran of the NFL coaching fraternity, begins his first season with the Cardinals charged with the task of handling the club's young corps of running backs.

Jackson, 52, joins Phoenix after serving the last five years as offensive backs coach for the San Diego Chargers (1987-91). San Diego's rushing attack ranked second in the NFL in 1991 and third in 1990. In addition, the Chargers' rushing game led the NFL over the past two seasons in both yards gained (4,505) and average-per-carry (4.75).

Prior to his tenure in San Diego, Jackson coached the Atlanta Falcons' linebackers (1983-85) and H-backs and tight ends (1986).

Jackson's college coaching career, which spanned 18 years, began at Florida State where he tutored linebackers and defensive ends (1965-69). He then served as running backs coach (1970-72) and linebackers coach and defensive coordinator (1973-74) at Kansas State and defensive coordinator at Louisville for two seasons (1975-76). He spent the next six seasons at Tennessee, the first three (1977-79) as running backs coach, the final three (1980-82) as linebackers coach and defensive coordinator.

Jackson first played collegiately at South Georgia J.C. in Douglas, Ga. before ending his playing career as a two-time little all-America running back at Howard College (now Samford University) in Birmingham, Alabama.

Born February 16, 1940 in Forsyth, Ga., Jackson graduated from Howard with a degree in physical education in 1963 and later earned a master's degree at George Peabody College (now part of Vanderbilt University) in Nashville, Tennessee.

Jackson and his wife, Nancy, have two sons—Jeff (25) and Ken (23).



# JIM JOHNSON

## DEFENSIVE BACKS

Jim Johnson, the Cardinals' defensive line coach from 1986-89, enters his third season as defensive secondary coach.

Johnson's 1990 return to the secondary after coaching Cardinal defensive linemen was productive as his defensive backs ranked fourth in the National Football Conference in pass defense.

Last year, the Cardinals shared the league low with Buffalo, Denver, and New Orleans by allowing only 12 touchdown passes, a total that matched the 1971 club for third all-time in team annals but the fewest in a 16-game season. Phoenix opponents averaged

*(Defensive Backs Coach Jim Johnson continued on page 16)*

*(Defensive Backs Coach Jim Johnson continued from page 15)*

just 11.5 yards per completion which ranked fourth in the NFC and 10th in the league. Cardinal opponents completed only 16 passes of 25 yards or more (none in six contests, including the last two outings) with the longest completion 43 yards.

Johnson, a 25-year coaching veteran at the professional and collegiate levels, began his professional coaching career with one-year stints at Jacksonville (1985) and Oklahoma (1984) in the United States Football League following seven years on the Notre Dame coaching staff.

He joined the Fighting Irish as secondary coach in 1977 when the school claimed the national championship. In 1981 under Head Coach Gerry Faust, Johnson was promoted to defensive coordinator and then to assistant head coach in 1983. In 1980, his defenders ranked fifth nationally in scoring defense while his 1982 and 1983 clubs finished 10th and 14th, respectively, in NCAA total defense.

An all-Big Eight quarterback and team most valuable player at Missouri in 1962, Johnson played in three post-season games—the 1960 Orange Bowl, and the Bluebonnet Bowl and East-West Shrine Game in 1962. He was named the Bluebonnet Bowl's most valuable player.

Following his college days, Johnson played two seasons with the Buffalo Bills from 1963-64.

He launched his coaching career at Joplin (Mo.) High School in 1965. After two seasons at Joplin, Johnson was named head coach at Missouri Southern College in 1967. He later served four-year college tenures at Drake (1969-72) and Indiana (1973-76) as defensive coordinator and linebacker coach, respectively.

In all, Johnson coached in six bowl games—1971 Pecan, 1972 Pioneer, 1977 and '78 Cotton, 1980 Sugar, and 1982 Liberty.

Born May 26, 1941 in Maywood, Ill., Johnson earned a bachelor's degree in education and a master's degree in physical education at Missouri.

He and his wife, Vicky, have two children, Scott (28) and Michelle (25).



## JOHN MATSKO

### OFFENSIVE LINE

John Matsko embarks upon his first year in the professional coaching ranks as the Cardinals' new offensive line coach.

While an assistant at North Carolina (1978-84), Matsko first caught Phoenix Head Coach Joe Bugel's eye as a visiting coach at the Washington Redskins' summer training camps during Bugel's tenure as a Redskin assistant coach.

Matsko, 40, joined Head Coach Larry Smith's USC staff in 1987 after serving one year (1986) as Smith's offensive line coach at the University of Arizona. In 1989, Matsko added the additional duty of offensive coordinator and helped guide the Trojan offense to a first-place ranking in the Pac-10 Conference and eighth nationally.

Matsko received his first taste of coaching as a student assistant at Kent State (1973) and as a graduate assistant at Miami, O. for two seasons (1974-75). After a one-year



stint (1976) as head coach at Danbury High School in Lakeside-Marblehead, Ohio, Matsko was named offensive line coach at Miami, O. in 1977. His seven seasons at North Carolina as the Tar Heels' offensive coordinator and offensive line coach followed before one year at the Naval Academy (1985).

During his tenure in Chapel Hill, the Tar Heels won eight or more games six times, played in five bowl games, set 104 school offensive records, and produced nine 1,000-yard rushers that included NFL great Kelvin Bryant. Five of Matsko's UNC linemen earned all-America honors; eight played in the NFL. At USC, he honed the skills of two former NFL first-round draft picks—Pat Harlow (New England, 1991) and Dave Cadigan (N.Y. Jets, 1988).

A fullback at Kent State under current University of Washington Head Coach Don James, Matsko obtained a bachelor's degree in business education from Kent State in 1973 and a master's degree from Miami, O. in 1976.

Born February 2, 1951, Matsko and his wife, Kim, have four children—Marie (16), John (14), Lizzi (12) and Michael (8).



## MIKE MURPHY

### INSIDE LINEBACKERS AND QUALITY CONTROL

Mike Murphy begins his third campaign with the Cardinals and his second season focusing on the club's inside linebackers.

Murphy joined Phoenix as a defensive assistant and quality control coach in 1990.

A member of the Detroit Lions' coaching staff from 1985–89 under head coaches Darryl Rogers and Wayne Fontes, Murphy moved to inside linebackers coach in 1991 with the arrival of new defensive coordinator Fritz Shurmur.

Murphy, 47, an offensive assistant and linebackers coach for the Lions, brings a 26-year coaching resume to his new duties.

Following his playing days as a guard and linebacker at Huron (S.D.) College, the New York City native began his coaching career in 1966 in Woonsocket, S.D. and later in the Colorado high school ranks in Boulder and Denver.

He moved into the collegiate arena as an assistant at the University of Vermont from 1970–73 as defensive line coach and at Idaho State in 1974 where he advanced to defensive coordinator by 1976. The following year he became linebackers coach at Western Illinois, then moved into the professional ranks as defensive coordinator for the Saskatchewan Roughriders of the Canadian Football League in 1979. He later spent one season as defensive line coach for the Chicago Blitz of the United States Football League in 1984.

Murphy has two children—son Sam (20) and daughter Sarah (17).





# JOE PASCALE

## OUTSIDE LINEBACKERS

Seventh-year Cardinal defensive assistant Joe Pascale, 46, turns his attention once again to the Phoenix outside linebackers in 1992 where he will continue to oversee the rapid development of Ken Harvey, who led the club in sacks each of the past two seasons (10 in 1990, nine in 1991) and Freddie Joe Nunn, who has collected 16 sacks over the past two seasons.

A veteran of 24 years of coaching, Pascale joined the Cardinals in 1986 after serving as defensive backs coach for the United States Football League's New Jersey Generals from 1984-85.

Prior to his USFL tenure, Pascale held assistant positions in the Canadian Football League. He served two seasons with the Ottawa Rough Riders, handling the defensive line in 1982 and quarterbacks and receivers in 1983. Previously, he was employed by the Montreal Alouettes, working as defensive line coach and player personnel director in 1980, then promoted to defensive coordinator in 1981 when he also assumed the defensive line and special teams duties.

Pascale entered the coaching field in 1967 as a graduate assistant at the University of Connecticut where he starred as an all-East linebacker as a senior. After two seasons as an assistant coach for UConn's freshmen team, Pascale moved to the University of Rhode Island in 1970. He coached four years at Rhode Island, overseeing the linebackers for one season and serving as defensive coordinator and secondary coach from 1971-73.

Pascale accepted a job at Idaho State with similar coordinator responsibilities in 1974 and was then appointed the Bengals' head coach in 1976. He moved to Princeton in 1977, spending one season as linebacker coach and two campaigns as defensive coordinator and secondary coach.

Pascale has spent 21 years as a defensive coach. During his tenure with the Generals, the team advanced to the USFL playoffs both years with records of 14-4 in 1984 and 11-7 in 1985. Pascale came to the Cardinals after being associated with playoff teams in each of his previous six seasons in professional football.

A native of New York City, he earned bachelor's and master's degrees in education at Connecticut and completed an advanced graduate curriculum in education administration at UConn as well.

Born April 17, 1946, Pascale and his wife, Lucille, have a 15-year-old son, Joseph.





# TED PLUMB

## WIDE RECEIVERS

Ted Plumb, an 18-year NFL coaching veteran, is the Cardinals' third-year receivers coach.

Plumb's receiving corps has posted noteworthy numbers in each of the past two seasons.

Last year, Plumb's triumvirate of Ernie Jones (61), Ricky Proehl (55), and Randal Hill (43) combined for 159 receptions, the third highest total by the Cardinals' top three wide receivers in franchise history.

Under Plumb's tutelage in 1990, wide receivers Proehl, Jones, and Roy Green became only the third trio of Cardinal receivers to each catch over 40 passes in the same season. Proehl, a consensus all-rookie selection, blossomed quickly under Plumb's watchful eye to become the first rookie to lead the team in receiving in 40 years (Bob Shaw in 1950).

Prior to joining the Cardinals, Plumb served Philadelphia as assistant head coach-offense from 1986-89 during the Eagles' rise to the playoffs and the development of Pro Bowl quarterback Randall Cunningham. Plumb spent the previous six seasons in Chicago as receivers coach for the Bears, including the 1985 Super Bowl championship season.

Plumb, 52, broke into the professional ranks as offensive backfield coach for the New York Giants in 1974 before moving to Atlanta as quarterbacks and receivers coach for the Falcons from 1977-79.

A native of Reno, Nevada, Plumb was raised in northern California and played for the Buffalo Bills in 1962 following a successful collegiate career at Baylor as a wide receiver. He began his coaching career in the Texas prep ranks at Raymond High School (1963-64) and Lubbock High School (1965) before moving to Cerritos (Calif.) Junior College from 1966-67.

Three seasons (1968-70) at Texas Christian as receivers/tight ends coach, one (1971) at Tulsa and two (1972-73) at Kansas in the same role followed before his initial NFL job with the Giants in 1974.

Plumb and his wife, Marianna, have three children—sons Loyal (30) and John (29) and daughter Molly (23).





# PETE RODRIGUEZ

## SPECIAL TEAMS

Former University of Arizona graduate assistant coach Pete Rodriguez, a 26-year coaching veteran at the high school, college, and professional levels who spent the 1988-89 seasons as special teams coach of the Los Angeles Raiders, will coach the same position for the Phoenix Cardinals for the third consecutive season.

Last year under his supervision, punter Rich Camarillo led the NFL in net average (38.9) and enjoyed his second trip to the Pro Bowl in three seasons as a Cardinal while kicker Greg Davis made 70 percent (21 of 30) field-goal attempts. Only legendary Cardinal kicker Jim Bakken (23 of 32 for 72 percent in 1973) kicked as many field goals with as much accuracy in club history. The Phoenix punt return coverage unit allowed opponents only 6.5 return yards per boot to rank second in the NFL.

In 1990, his special teamers led the National Football Conference in punt coverage by allowing just 6.3 yards per return, a figure that also ranked second in the entire NFL.

In Rodriguez's first season with the Raiders, his prize pupil, Tim Brown, led the NFL in kickoff returns and earned a Pro Bowl berth. The following season, 1989, the Raiders' ranked third in the league in both kickoff and punt coverage.

A Chicago native, Rodriguez spent the 1968-69 seasons at Arizona coaching linebackers under head coaches Darrell Mudra and Bob Weber following his collegiate playing career as a offensive guard and linebacker at Western State College in Colorado and two years as a high school head coach in Colorado.

He later served as defensive coordinator at Western Illinois (1970-73), Florida State (1974-75), and Iowa State (1976-78) before a four-year stint as head coach at Western Illinois from 1979-82. During his three seasons at Iowa State, the Cyclones enjoyed the school's greatest run of success, winning eight games each season, a span that included two consecutive victories over Nebraska.

Rodriguez, 51, broke into professional football in 1983-84 as defensive line coach for the USFL Michigan Panthers. En route to the USFL's inaugural-season championship in 1983, the Panthers, paced by the defensive line, registered 76 quarterback sacks. Rodriguez spent the 1985 season as defensive line coach for the USFL's Denver Gold, and after the Gold merged with the Jacksonville Bulls following the season, Rodriguez made stops as defensive coordinator at Northern Iowa in 1986 and the Canadian Football League's Ottawa Rough Riders in 1987.

Born July 25, 1940, Rodriguez has two daughters—Regina (28) and Marla (26). Marla, a former assistant sports information director at Marshall University, currently is a public relations assistant with the Ohio Glory of the World League.



## BOB ROGUCKI

### STRENGTH AND CONDITIONING

Bob Rogucki (row-GUS-key), strength and conditioning coach at West Point from 1983–89, begins his third year in the same capacity for the Cardinals.

Since joining the Cardinals, Rogucki has developed the weight room at the team's new training facility that includes a wide range of equipment from bars and dumbbells to machines while implementing a strength and conditioning program that trains the total body.

Rogucki, 39, also worked as an assistant for the Washington Redskins during their summer training camps at Dickinson College in Carlisle, Pennsylvania for seven years.

Rogucki joined the staff at West Point after similar posts at Weber State (1982) and as an assistant at Penn State (1981).

A native of Rosemont, West Virginia, he was an offensive lineman and linebacker as a high school and college athlete. He graduated from Glenville State College in his home state in 1975 before coaching football, basketball, and baseball on the high school level until accepting his first college coaching position at Penn State in 1981.

The author of several articles on strength and conditioning and a frequent speaker at clinics and public engagements, Rogucki and his wife, Mary, have two children—son Charlie (12) and daughter Katie (8).



## BILL BIDWILL, JR.

### SCOUT

Bill Bidwill, Jr., who, like his father, Bill Bidwill, grew up actively participating in many phases of the club's football operation, begins his seventh season as a member of the scouting staff.

Born in St. Louis, Bidwill followed his father's lead by attending Georgetown University in Washington, D.C., majoring in finance, and earning a bachelor's degree in business administration in 1985. He also played four years of rugby for Georgetown during his undergraduate days.

Bidwill joined the team's scouting staff in 1985. In 1988, he engineered the department's conversion to a computerized scouting information data bank. The club's scouting staff now sports laptop computers and floppy disks instead of volumes of notebooks and handwritten reports.

Bidwill and his wife, Nicole, reside in Tempe, Arizona with their daughters Josephine (3) and Samantha (1).



# BO BOLINGER

## SCOUT

Bo Bolinger, a 21-year member of the Cardinals' organization, has been primarily responsible for collegiate scouting in the far West.

Prior to joining the Cardinals in 1971, Bolinger coached on the collegiate level for 11 years and spent two seasons as offensive line coach with the Calgary Stampeders of the Canadian Football League.

He began his coaching career as a graduate assistant at the University of Oklahoma in 1956 following his playing days with the Sooners. After a stop on the high school level, Bolinger coached the offensive and defensive lines at the University of Denver from 1958-60. He accepted the defensive coordinator's post at Tulsa the following season, handling that role for two years.

In 1963, he moved to New Mexico as offensive and defensive coordinator. After five years with the Lobos, Bolinger spent one season (1968) as offensive coordinator at Utah State before joining the CFL.

As a player at Oklahoma, Bolinger earned all-America recognition in 1955 and twice was named an all-Big Eight Conference guard.

The 59-year-old Bolinger and his wife, Barbara, have three daughters and four grandchildren and live in Tempe, Arizona.



# HARRY GILMER

## SCOUT

Harry Gilmer, a 26-year veteran of NFL coaching, begins his ninth season as a Cardinal scout.

Gilmer began his coaching and scouting career with the Pittsburgh Steelers in 1957. Five years later, he joined the Minnesota Vikings in a similar capacity.

In 1965, he was named head coach of the Detroit Lions, a position he held for two seasons, before arriving in St. Louis in 1967 for the first of two tenures as the Cardinals' quarterbacks coach.

Beginning in 1970, he tutored the signal-callers in Atlanta for five campaigns only to return to St. Louis in 1975 for a eight-year stint as quarterbacks coach.

An all-America quarterback at the University of Alabama, Gilmer was the first player chosen in the 1948 NFL draft by Washington. He earned all-pro honors in 1950 and '52 before retiring as a player after the 1956 season.

Gilmer and his wife, Katherine, reside in O'Fallon, Missouri. They have a son, three daughters, and seven grandchildren.



# CARL HAIRSTON

## SCOUT

Carl Hairston, better known to NFL fans as "Big Daddy," begins the second year of his administrative career on the Cardinals' scouting staff after retiring as a player following the 1990 season.

During his first year in the front office, Hairston scouted college games and professional contests in the Canadian and

World leagues.

The owner of 1,141 career tackles and 94 quarterback sacks, Hairston appeared in 234 NFL games (184 starts) and 15 playoff games over 15 seasons.

Hairston, 39, joined Phoenix for the 1990 season after six campaigns with Cleveland (1984-89) and seven with Philadelphia (1976-83). With three starting assignments in 16 contests, he contributed 15 tackles and one quarterback sack in his only season as a Cardinal.

At one time in 1990 the NFL's oldest defensive player and the third oldest player overall to the Jets' Pat Leahy (39) and the Chiefs' Mike Webster (38). Hairston was a mainstay of Cleveland's defense for six seasons. He was drafted by Philadelphia in 1976 (seventh round) and became an eight-year starter for the Eagles until his 1984 trade to Cleveland. In Philadelphia, Hairston surpassed 100 tackles five consecutive years (1977-81) and was the Eagles' defensive captain his last five seasons. In Cleveland, Hairston played in 92 games (75 starts), collecting 40 or more tackles in five of his six seasons with the Browns.

Hairston holds a bachelor's degree in physical education from Maryland-Eastern Shore and lives in Phoenix. He and his wife, Robin, are the parents of son, Carl, Jr., and daughter, Crystal.



# JERRY HARDAWAY

## SCOUT

Jerry Hardaway, who has coached extensively at the college and high school levels, begins his fifth season on the Cardinals' scouting staff.

The 40-year-old Hardaway coached running backs and the defensive secondary during a three-year tenure at the University of California (1984-86) where he also coordinated the Golden Bears' film exchange program and was utilized in national recruiting efforts.

Prior to joining the Cal staff, Hardaway spent six seasons (1978-83) under legendary Head Coach Eddie Robinson as running backs and special teams coach at Grambling

*(Scout Jerry Hardaway continued on page 24)*

*(Scout Jerry Hardaway continued from page 23)*

State. During Hardaway's stay, the Tigers registered a 49-14-4 record with four conference championships.

Hardaway began his collegiate coaching career at Memphis State where he tutored tight ends, offensive tackles, and special teams from 1975-77.

He also coached on the high school level, serving as head coach of Bolton H.S. in Memphis-Arlington, Tenn. in 1974 and head coach and athletic director at his alma mater, Salesian Prep in Richmond, Calif., prior to joining the Cards.

As a player, Hardaway lettered as a fullback and tight end at Southern Illinois University where he was named co-captain in 1973.

Hardaway graduated from S.I.U. with a degree in speech education in 1974 and earned a master's degree in sports administration from Grambling State in 1979. He and his wife, Lisa, have a son, Jason (5), and a daughter, Jheri (3). They reside in Cary, N.C.



## RALPH HAWKINS

### SCOUT

Ralph Hawkins, a 21-year veteran of the NFL coaching ranks, begins his second season with the Cardinals as an area scout.

A native of Washington, D.C., Hawkins broke into the NFL coaching ranks with Buffalo from 1969-71 before joining Head Coach George Allen's staff at Washington from 1972-77.

After spending the 1978 season with the Baltimore Colts, Hawkins was named defensive coordinator with the N.Y. Giants from 1979-81, then spent eight seasons as secondary coach for Head Coach Chuck Knox in Buffalo (1981-82) and Seattle (1983-88).

Most recently, Hawkins was Head Coach Joe Walton's defensive coordinator for the N.Y. Jets in 1989. In all, he's been associated with nine playoff teams: Washington (1972-74, '76), Buffalo (1981), and Seattle (1983-84, '87-88).

Hawkins coached two of the NFL's premier safeties in Hall of Famer Kenny Houston (Washington) and former Seattle all-pro Kenny Easley. His 1984 Seahawk defense returned seven interceptions for touchdowns (second to the league mark of nine by San Diego in 1961) while the unit established the single-game mark with four thefts returned for scores versus Kansas City on November 4, 1984.

A quarterback, running back, and defensive back at the University of Maryland from 1954-56, Hawkins first tasted the coaching profession at Bishop O'Connell High (Arlington, Va.) in 1958. After serving one season as a graduate assistant at Maryland in 1959, he spent brief stints on the coaching staffs at Southern Methodist (1961), Kentucky (1962-65), West Point (1966), Maryland (1967) and the University of Cincinnati (1968).

Born May 4, 1935, Hawkins and his wife, Carol Ann, have three daughters: Mary Kathleen Keeley (24), Kristin (22) and Karianne (21). They reside in Bethany Beach, Delaware.



# BILL JOBKO

## SCOUT

Bill Jobko begins his fourth season on the Cardinals' scouting staff following a 23-year playing, coaching, and administrative career with the Atlanta Falcons' organization.

The 56-year-old Jobko served the Falcons as a scout for 10 years, as linebackers coach in 1968, and as director of pro personnel from 1978 through the 1988 season. His nine-year Atlanta playing career was highlighted by his notoriety as the Falcons' defensive captain during the team's inaugural season in 1966.

The former NFL linebacker also played for the Rams (1958–62) and Vikings (1963–65).

A standout linebacker and offensive guard as a collegian at Ohio State, Jobko played on Buckeye teams that won three Big Ten championships, two Rose Bowls (1955, '58), and two national championships (1954, '57). He was named the most valuable player of the Buckeyes' 1957 national titleist.

Jobko and his wife, Julie, the parents of five children, reside in Lilburn, Ga.



# JOHN OMOHUNDRO

## HEAD TRAINER

John Omohundro begins his 26th season with the Cardinals. He enters his 22nd campaign as the team's head trainer.

Following high school graduation, Omohundro was named head trainer at the College of Southern Utah in 1961. The following year, he enrolled at the University of Wyoming where he remained until joining the Cardinals in 1967.

He served as the Cardinals' assistant trainer for four seasons from 1967–70 before his promotion to head trainer in 1971.

A native of Salt Lake City, Omohundro, his wife, Martha, and their two sons, John (18) and Jim (16), and daughter Neely (11) reside in Tempe, Arizona.





# JIM SHEARER

## ASSISTANT TRAINER

Jim "The Machine" Shearer enters his 19th year with the Cardinals, assisting in all aspects of the training and medical areas.

A graduate of the University of Wyoming with a degree in physical education, Shearer worked in Gillette, Wyoming as the city's assistant recreation director and head trainer at Gillette High School before returning to Wyoming as a graduate assistant trainer in 1973-74. He joined the Cardinals in 1974.

Born in Worland, Wyoming, Shearer and his wife, Nelma, have a son, Christopher (13), and a daughter, Sarah (9). They reside in Tempe, Arizona.



# JEFF HERNDON

## ASSISTANT TRAINER

Now in his seventh season on John Omohundro's Cardinal training staff, Jeff Herndon earned his master's degree in physical education from Syracuse University in 1985 after completing his undergraduate work at the University of Missouri.

A native of Boone County, Missouri, the 31-year-old Herndon first worked with the Cardinals during the 1984 and '85 preseason training camps. He followed that initiation as athletic trainer at Tascosa High School in Amarillo, Texas from 1985-86 before rejoining the Cardinals in 1986.

Herndon and his wife, Gail, reside in Gilbert, Arizona.





## **M**ARK **A**HLEMEIER

### **EQUIPMENT MANAGER**

Mark Ahlemeier enters his sixth season as the Cardinals' equipment manager after succeeding long-time (21 years) equipment manager Bill Simmons in April, 1987 following six years as the club's assistant equipment manager.

Ahlemeier, 34, was born in St. Charles, Mo. and raised in nearby Woodson Terrace. He attended Ritenour High School and Florissant Valley College in St. Louis.

Ahlemeier and his wife, Patti, have two children—daughter Mandy (5) and son Mark (1). They reside in Tempe, Arizona.



## **S**TEVE **C**HRIISTENSEN

### **ASSISTANT EQUIPMENT MANAGER**

Steve enters his fifth year as the Cardinals' assistant equipment manager, assisting department head Mark Ahlemeier in all phases of the team's logistical and equipment preparations.

Born in St. Cloud, Minnesota, Christensen attended Bozeman (Mont.) High School before enrolling at New Mexico State University and later Western Montana College to study art education.

After working at both schools as a student equipment manager, the 33-year-old Christensen was appointed to the equipment staff at Arizona State University as an assistant in 1982. He joined the Cardinals in June of 1988 shortly after the team's arrival in Arizona.

An avid racquetball player and runner, Christensen ran in the 1984 Phoenix Marathon. He and his wife, Lauri, reside in Chandler, Arizona with their infant daughter, Kelsey.





# BENNY GREENBERG

## VIDEO DIRECTOR

Benny Greenberg begins his 27th year of affiliation with the Cardinals in 1992 as the team's video director.


A St. Louis native who spent his entire life in the Gateway City before the Cardinals' move to Arizona in 1988, Greenberg, 66, owned and operated photography stores until seven years ago in addition to his film and video duties with the Cardinals that includes videotaping games and all practices.

He also worked as a cameraman for St. Louis television stations, positions he held concurrently with part-time work with the Cardinals that began in 1966. He joined the Cards on a full-time basis in 1970.

Greenberg, who studied mechanical engineering at Washington University in St. Louis for three years in the 1940s, and his wife, Bebe, reside in Scottsdale, Arizona. They have two sons—Mark (40) and Berry (38)—and two grandchildren.

## ROAD ACCOMMODATIONS

Opponent	Game Site	Game Date	Hotel	Hotel Phone
Seahawks	Seattle	August 22	Red Lion	206/246-8600
Broncos	Denver	August 28	Denver Marriott City Center	303/297-1300
Buccaneers	Tampa	September 6	Radisson Bay Harbor Inn	813/281-8900
Cowboys	Dallas	September 20	Summit Hotel	214/243-3363
Giants	Meadowlands, N.J.	October 11	Meadowlands Hilton	201/348-6900
Eagles	Philadelphia	October 25	Airport Marriott	215/365-4150
Rams	Anaheim	November 8	Hyatt Regency Alicate	714/971-3000
Falcons	Atlanta	November 15	Omni Hotel	404/659-0000
Redskins	Washing, D.C.	November 29	Sheraton Washington	202/328-2000
Colts	Indianapolis	December 20	Westin Hotel	317/262-8100



**P**LAYERS





# JOHNNY BAILEY

## RUNNING BACK/KICK RETURNER 20

**5-8 ▲ 180 ▲ Third Year**  
**Texas A&I ▲ Plan B Free Agent, 1992**

▲ *In first professional carry, darted 55 yards for a touchdown against the Cardinals in 1990 preseason game. Finished with 86 yards rushing on six carries in one quarter of playing time with two touchdowns.*

▲ *Left Texas A&I as college football's all-time leader in both rushing (6,320 yards to surpass Tony Dorsett) and combined yardage (7,803).*

▲ **Pro Career:** Talented, explosive kick return specialist ... signed as Plan B free agent from Chicago ... will complement the combination of Pro Bowl punter Rich Camarillo and kicker Greg Davis to further upgrade Phoenix special teams ... holds Chicago record for longest punt return with 95-yard effort in 1990 rookie season. ▲ **1991:** Played in 14 games, with near-exclusive use as return specialist ... returned 36 punts for 281 yards (7.8-yard average), including long return of 37 yards and 11 fair catches ... also fielded 16 kickoffs for 311 return yards (19.4-yard average) with long return of 31 yards ... finished season with 15 rushing attempts for 43 yards (2.9-yard average) with one touchdown and registered 11 tackles on special teams coverage units. ▲ **1990:** Became first Bear in over three years to return a punt for a touchdown with 95-yarder vs. Kansas City (Dec. 29) ... also first Chicago player since Johnny Morris (1959) to lead conference in punt return average ... with Neal Anderson injured, saw first pro carry at Phoenix (Aug. 18). ▲ **College/Personal:** Four-year consensus Division II all-America pick ... two-time winner of Harlon Hill Award given to NCAA Division II player-of-the-year ... prep all-America at Yates High School in Houston, Texas ... led squad to undefeated senior season in 1985 with 1,300 yards rushing ... sociology major at Texas A&I ... resides in Houston during off-season.

### Rushing

Year	No.	Yds.	Avg.	Long	TD
1990*	26	86	3.3	9	0
1991*	15	43	2.9	11	1
<b>Totals</b>	<b>41</b>	<b>129</b>	<b>3.1</b>	<b>11</b>	<b>1</b>

\*Chicago

### Kickoff Returns

Year	No.	Yds.	Avg.	Long	TD
1990*	23	363	15.8	30	0
1991*	16	311	19.4	31	0
<b>Totals</b>	<b>39</b>	<b>674</b>	<b>17.3</b>	<b>31</b>	<b>0</b>

\*Chicago

**Punt Returns**

Year	No.	Yds.	Avg.	Long	TD
1990*	36	399	11.1	95t	1
1991*	36	281	7.8	37	0
<b>Totals</b>	<b>72</b>	<b>680</b>	<b>9.4</b>	<b>95t</b>	<b>1</b>

\*Chicago

**Games**

Games (Starts): \*1990: 16 (1), \*1991: 14 (0) — Totals: \*30 (1).

\*Chicago

**Bests**

Yards Rushing: 27 vs. Tampa Bay, Dec. 14, 1991. Rushing Attempts: vs. Tampa Bay, Dec. 14, 1991. Longest Rush: 11 vs. Tampa Bay, Dec. 14, 1991. TDs Rushing: 1 vs. Tampa Bay, Dec. 14, 1991.



**DAVID BRAXTON**
**OUTSIDE LINEBACKER****54**
**6-2 ▲ 230 ▲ Fourth Year**  
**Wake Forest ▲ Free Agent, Oct. 17, 1990**

▲ *Versatile performer primarily played defensive end, linebacker, and strong safety as a collegian at Wake Forest, but he even was used as a wide receiver and kick returner.*

▲ **Pro Career:** Impressed Cardinals brain trust enough that he was on club's protected list for both 1991 and '92... combines nickel linebacker ability with special teams talent ... signed by Phoenix in '90 mid-season after one abbreviated campaign with Minnesota ... originally Vikings' second round pick (52nd player selected overall) in '89 NFL Draft.

▲ **1991:** Played in 16 games with two starting roles as Cards opened game in nickel defensive scheme ... collected 33 tackles, one sack, batted down three passes, and registered a forced fumble and fumble recovery ... credited with combined six tackles in season-opening wins at L.A. Rams (Sept. 1) and Philadelphia (Sept. 8) ... posted two tackles and fumble recovery with fifteen seconds left in game in 24-10 victory over New England (Sept. 29) ... lined up as starting nickel linebacker and collected four tackles at San Francisco (Nov. 17) ... posted season-high seven stops in starting role again vs. Washington (Dec. 8) ... saw action for just six downs but came through with four tackles at Denver (Dec. 15) ... also added 11 tackles on special teams, including three stops inside the 20-yard line. ▲ **1990:** Joined Cardinals as free agent Oct. 17 after one game with Minnesota ... collected seven tackles, two quarterback hurries and deflected a pass ... also added eight stops and a pair of forced fumbles on special teams ... credited with two solo stops and hurry at Dallas (Dec. 16), then a solo tackle and pass defended vs. N.Y. Giants (Dec. 23) ... finished season with four tackles and quarterback hurry vs. Philadelphia (Dec. 29). ▲ **1989:** Active for just three games due to pair of stints on injured reserve list ... spent first seven games on injured reserve list with groin injury.

*(Outside Linebacker David Braxton continued on page 32)*

*(Outside Linebacker David Braxton continued from page 31)*

activated for games eight and nine, then placed back on injured reserve list with thigh contusion until final game of season ... credited with one tackle and one quarterback sack. **▲College/Personal:** Two-year starter for Wake Forest, playing at defensive end, linebacker, strong safety and even as wide receiver and kick returner ... played in 1989 Senior Bowl and Blue/Gray games ... two-way all-state football player at Jacksonville (N.C.) Senior High School ... led prep team in receiving and interceptions as junior and paced squad to state 4-A title in 1983 ... also lettered in track and field ... majored in sociology ... born May 25, 1965 ... single and lives in Phoenix.

### Tackles—QB Sacks

Year	Solos	Assists	Total	QB Sacks
1989*	1	0	1	1
1990	4	3	7	0
1991	21	12	33	1
<b>Totals</b>	<b>26</b>	<b>15</b>	<b>41</b>	<b>2</b>
<b>Cards</b>	<b>25</b>	<b>15</b>	<b>40</b>	<b>1</b>

\*Minnesota

### Opp. Fumbles Recovered

Year	No.	Yds.	Avg.	Long	TD
1989*	0	0	0.0	0	0
1990	0	0	0.0	0	0
1991	1	0	0.0	0	0
<b>Totals</b>	<b>1</b>	<b>0</b>	<b>0.0</b>	<b>0</b>	<b>0</b>
<b>Cards</b>	<b>1</b>	<b>0</b>	<b>0.0</b>	<b>0</b>	<b>0</b>

\*Minnesota

### Games

Games (Starts): \*1989: 3 (0), 1990: Minnesota 1 (0), Cards: 11 (0), 1991: 16 (2) - Totals: 31 (2), Cards: 27 (2).

\*Minnesota



# EDDIE BROWN

**WIDE RECEIVER**

**84**

**5-11 ▲ 192 ▲ First Year**  
**Louisiana Tech ▲ Free Agent, 1991**

▲ *As a collegian at Louisiana Tech, Brown scored touchdowns five ways—rushing, receiving, pass interception, punt return, and kickoff return.*

▲ **Pro Career:** Signed as free agent by Cardinals May 6 ... played sparingly during preseason ... waived Aug. 20 during training camp but re-signed to developmental roster Aug. 29 for duration of season ... one of four Cardinal players designated for World League's NFL Allocation program, joined N.Y./N.J. Knights ... did not make final roster ... assigned to "Team Dallas" practice squad April 10, then re-signed with Phoenix Feb. 4.  
 ▲ **College/Personal:** Snared 50 passes for 799 yards and six touchdowns as senior ... as junior college all-America pick at Fort Scott Community College, collected 67 passes for 1,375 yards and 16 scores in two seasons ... all-state receiver while at Central High School in Miami, Fla. ... born Oct. 2, 1969 in Miami ... single and resides in Ruston.

### Games

Games (Starts): 1991: 0 (0).



# I V O R Y L E E B R O W N

## RUNNING BACK

## 33

**6-2 ▲ 230 ▲ First Year**

**Arkansas-Pine Bluff ▲ Seventh Round, 1991**

▲ *Played collegiately at Arkansas-Pine Bluff for Archie "Gunslinger" Cooley who coached at Mississippi Valley State during the Jerry Rice-Willie Totten era.*

▲ *At Palestine (Tex.) High School, Brown began to emulate former NFL great Earl Campbell, also a Texas schoolboy star, as well as former Dallas Cowboy Tony Dorsett, whose jersey number 33 Brown now wears.*

▲ **Pro Career:** Turned heads in 1992 World League for San Antonio Riders as he led World League in rushing with league-record 767 yards on 166 carries (4.6-yard average) and seven touchdowns ... also caught nine passes for 54 yards (6-yard average) ... named all-World League first team while helping Riders to 7-2-1 record, only to narrowly miss playoffs ... hit 100-yard rushing mark three times, including season-high 123 yards on 24 carries vs. Montreal ... authored league-long scoring run with 45-yard jaunt vs. Orlando ... also rumbled for 54-yard run at Birmingham and 48-yard gain at Sacramento ... one of four Cardinal players designated for World League allocation program ... earned spot on Cardinals' 47-man roster but did not play in first week of season, then inactive for next three contests before spending remainder of campaign on the developmental squad. ▲ **College/Personal:** In two seasons at Arkansas-Pine Bluff, rushed for impressive 2,829 yards on 369 attempts (7.7-yard average) and 36 touchdowns ... transferred from Tyler (Texas) Junior College where he lettered in track and football, rushing for 1,503 yards and 19 touchdowns as sophomore ... attended Palestine (Texas) High School where he was regarded as one of top three prep running backs in the state ... majored in criminal justice at Arkansas-Pine Bluff ... born Aug. 17, 1969 in Palestine ... single and resides in Palestine during off-season.

### Games

Games (Starts): 1991: 0 (0) - Totals: 0 (0).



# RICH CAMARILLO

**PUNTER**

**16**

**5-11 ▲ 195 ▲ Twelfth Year  
Washington ▲ Free Agent, 1989**

▲NFL's no. 2 active punter with 42.8-yard average, trailing only N.Y. Giant Sean Landeta (43.4). Now 11th on all-time list, Camarillo can crack the top 10 by adding one-tenth of a yard to his average.

▲Team most valuable player as prep shortstop and pitcher and later attended Cerritos (Calif.) College to play baseball, but football coaches convinced him to pursue football as a punter after watching him kick after baseball practice.

▲Voted to the University of Washington all-century team as a punter.

▲Pro Career: Experienced a rags to riches NFL career, not once but twice ... former free agent from Washington who travelled to Pro Bowl with New England in 1983, then again as Cardinal in 1989 and 1991 after again rising from free agent status ... led NFL with 43.9-yard punting average in 1989, topped NFC with 37.4-yard net mark in 1990, then led the entire NFL again last year with a 38.9-yard net figure for his third Pro Bowl berth... enjoyed 44.6 gross and 37.1 net marks in 1983 Pro Bowl season with New England ... all-rookie pick in 1981. ▲1991: Posted single-season career bests in both gross (45.3-yards) and net (38.9-yards) punting average categories ... the 45.3-yard gross average is second-best in Cardinal record book, trailing only Jerry Norton's 45.6-yard mark in 1960 ... also dropped 19 punts inside the 20-yard line ... since week four, his last 53 punts were returned for just 198 yards, or 3.7 yards per return ... averaged over 45 yards per kick in nine games with a net mark of 40 yards or better eight times ... opened season with first fumble recovery of career in 24-14 win at L.A. Rams (Sept. 1) ... enjoyed perhaps his finest day as a professional in 16-10 victory over Atlanta (Oct. 20), averaging 53.2 yards on five boots for third-highest single-game average in team history ... three of those punts travelled over 50 yards, including a 59-yarder, while a fourth rolled out of bounds at the Falcons' eight-yard line ... of the five punts, three resulted in "inside-the-20" efforts, while the five were returned a total of only 16 yards by Atlanta standout Deion Sanders, giving Camarillo a 46-yard net average for the afternoon ... punted season-high eight times for 46.1 gross and 42.6 net average vs. Minnesota (Oct. 27) ... suffered first blocked punt as Cardinal at Dallas (Nov. 3) ... rebounded the next week with impressive 48.5-yard gross mark and 44.3-yard net vs. N.Y. Giants (Oct. 10) with season-long 60-yarder ... despite a first punt of only 37 yards, still managed 46.4-yard average on five punts at San Francisco (Nov. 17), then achieved season-best 47-yard net figure vs. Philadelphia (Nov. 24) ... well-placed effort vs. Washington (Dec. 8) helped limit Redskins' talented return specialist Brian Mitchell to just 14 yards on five returns, including one fumble that Cards converted to touch-down ... finished season with 45.7-yard average vs. New Orleans. ▲1990: Enjoyed second-straight line season with NFC-leading 37.4-yard net mark and 42.8-yard gross fig-



ure (third in conference) ... major reason for Phoenix finishing as NFC's top punt coverage team, allowing opponents just 6.3 yards per return ... accorded second-team all-NFL notice by UPI ... opened season with eye-popping 49-yard average vs. Washington (Sept. 9) ... punted just four times in 23-21 win in Philadelphia (Sept. 16) and dropped two inside-the 20-yard line, then boomed four more punts for 46.3-yard mark vs. New Orleans (Sept. 23) and six for 43.8-yard average vs. Redskins (Sept. 30) ... enjoyed outstanding back-to-back games with 45.7-yard mark on six punts vs. N.Y. Giants (Oct. 21), then five for season-best 50.8-yard average (42.8-yard net) at Miami (Nov. 4) along with season-long of 63 yards ... after his first punt sailed 52 yards, he endured nightmarish inclement weather conditions at Buffalo (Nov. 11) when 45 mile-per-hour gusts limited his next three punts to a combined 46 total yards ... two consecutive fourth-quarter punts went just 12 yards each and his season average dropped a full two yards per kick after the game ... rebounded for 48-yard average the following week vs. Green Bay (Nov. 18), then posted 45-yard mark on two punts in 34-14 win over New England (Nov. 25), including 43-yard net average ... kicked for 44.7-yard gross and 40.2-yard net figures in 20-17 victory over Indianapolis (Dec. 2) ... called upon for season-high seven punts and responded with 45.1-yard average and 42.4-yard net vs. Dallas (Dec. 16) ... finished fine season with 39.3-yard net figure in finale vs. Philadelphia (Dec. 29).

▲1989: Pleasant surprise as he rose from free agent status to earn his second Pro Bowl trip ... finished season with 43.4-yard average on 76 punts with 21 inside the 20-yard line ... named by Associated Press to second team all-NFL squad and by UPI to similar honor for NFC ... in addition to leading the league in punting average, his 37.5-yard net mark ranked second to N.Y. Giants' Sean Landeta (37.8) ... opened season in fine form with misleading 40.8-yard average, booming a 54-yarder, then forcing two Detroit fair catches on its own 10 and nine-yard lines in 16-13 victory (Sept. 10) ... called upon just once in 34-24 win over Seattle (Sept. 17) but forced fair catch inside 20-yard line ... posted 46.3-yard average on four punts in wind-swirled Giants Stadium (Sept. 24), then dropped three inside the 20 vs. Washington (Oct. 8) ... forced the dangerous Deion Sanders into two fair catches in 34-20 win over Atlanta (Oct. 22), then credited with 46.3-yard average vs. N.Y. Giants (Nov. 5) and 42.3-yard gross with 39.7-yard net figure in 24-20 victory over Dallas (Nov. 12) ... enjoyed outstanding day vs. Tampa Bay (Nov. 26) with 44-yard average and 40.3-yard net as four of his six punts rolled to a stop inside the 20-yard line ... suffered ankle sprain running a pass route on scout team in practice, forcing back-up quarterback Tom Tupa to handle punting duties vs. L.A. Raiders (Dec. 10) ... finished remarkable season with 43.4-yard average vs. Philadelphia (Dec. 24) ... posted solid statistics in Pro Bowl contest with three punts for 49.3-yard average and long of 53 yards. ▲1988: Punted for Los Angeles Rams in first nine games with 39.5-yard average on 40 kicks after Dale Hatcher underwent arthroscopic knee surgery early in training camp ... also dropped 11 kicks inside the 20 with just two touchbacks ... punted season-high eight times for 39-yard average in 33-0 shutout of Atlanta (Oct. 16) ... posted season-best 43.9-yard mark on seven kicks vs. San Francisco (Oct. 16) ... released by Rams Nov. 2 when Hatcher returned ... waived by Patriots on final roster cutdown (Aug. 30) and promptly signed by L.A. (Aug. 31). ▲1987: Finished season with 40.1-yard average on 62 punts ... his 14 punts inside the 20-yard line ranked fourth in AFC, while his 73-yard punt was third longest in league ... enjoyed fine outing with five punts for season-high 48.6-yard average vs. Denver (Dec. 6) ... seven

*(Punter Rich Camarillo continued on page 36)*

*(Punter Rich Camarillo continued from page 35)*

punts of 50 yards or better ... three games with average of 47 yards or more ... set club marks for career punts (468), punting yardage (19,922) and average (42.6). ▲1986: Ranked third in conference with a 42.1-yard average ... posted eye-popping 50.2-yard mark on nine punts in playoff game vs. Denver (Jan. 4) ... nailed three 60-plus-yard kicks (Miami, Dec. 22; Buffalo, Oct. 26; Denver, Jan. 4) ... also had dubious distinction of leading league by having three punts blocked, the firsts of his career. ▲1985: Finished season ranked third in conference and fifth in NFL with 43-yard average ... 92 kicks for 3,953 yards set club single-season standards ... rocketed 75-yarder into end zone vs. Chicago (Sept. 15), the longest in the league ... tied team record for most punts in game with 11 vs. Chicago that day... also set team mark with 514 punting yards good for 46.7-yard average ... best average came in opener vs. Green Bay (Sept. 8) with 47.7-yard mark on four kicks ... in AFC title game win over Miami (Jan. 12) came through on clutch 49-yard punt against 11-man rush with two minutes left in game to help preserve win and send Patriots to Super Bowl. ▲1984: Missed half of season after surgery on left knee due to injury in third preseason game ... placed on injured reserve list (Aug. 18) for first nine games ... activated (Nov. 3) and posted 43-yard average on four kicks vs. Denver (Nov. 4) ... finished season with 48 punts for 42.1-yard average and 34.7-yard net ... gross average ranked seventh in AFC and net was good for fifth place ... tied Patriot record with 11 punts vs. Dallas (Nov. 22), including seven in first half alone. ▲1983: In only his third year, made trip to Pro Bowl by leading NFL in net average (37.1) ... second in gross average (44.6) ... nailed league long of 70 yards in snow vs. New Orleans (Dec. 4) ... dropped career-high 25 punts inside the 20-yard line ... had 18 punts over 50 yards and four over 60 yards, including the 70-yarder. ▲1982: Named to *Sports Illustrated* all-NFL team and was 1776 Club (Patriots' fan club) Unsung Hero ... posted 43.7-yard average on 49 punts in strike-abbreviated season... also credited with 37.7-yard net average, still a personal single-season best ... boomed 76-yarder vs. N.Y. Jets (Sept. 19), longest in AFC and third-longest in NFL. ▲1981: Selected to *Football Digest* all-rookie team with 41.7-yard average and 33.4-yard net mark in nine games ... originally signed as free agent (May 18), waived in roster cutdown (Aug. 24), then re-signed after seven weeks of regular season (Oct. 19) ... became third punter on Patriots' roster before midway point of season ... boomed NFL's longest punt of season with 75-yarder vs. Oakland (Nov. 1), then three weeks later booted 72-yarder vs. Buffalo (Nov. 22), third best in league in 1981. ▲College/Personal: Spent first two years as collegian at Cerritos (Calif.) J.C. and averaged 40.5 and 42.8 in two years as junior college all-America pick ... transferred to Washington in 1979 and posted 40.7-yard average ... once boomed 71-yard punt as prep star at El Rancho High School in Pico Rivera, Calif. ... brother, Gary, was all-New England punter/kicker at Bridgewater (Mass.) State College three years in row ... born Nov. 29, 1959 ... he and wife, Mary, reside in Phoenix with their daughter, Nicole Lauren (June 20, 1990).

**Games**

Games (Starts): \*1981-9, \*1982-9, \*1983-16, \*1984-7, \*1985-16, \*1986-16, \*1987-12, \*\*1988-9, 1989-15, 1990-16, 1991-16. Totals: 140; Cards: 47.

\*New England \*\*L.A. Rams

Additional Statistics: Recovered one fumble and fumbled once. 1981: rushed once for no yards, 1987: completed one pass for no yards. 1989: rushed once for no yards. 1990: attempted one pass, 1991.

**Punting**

Year	Punts	Yards	Average	Touchbacks	Inside 20	Long	Blocked	Net Average
1981*	47	1,959	41.7	9	12	75	0	33.4
1982*	49	2,140	43.7	5	10	76	0	37.7
1983*	81	3,615	44.6	11	25	70	0	37.1
1984*	48	2,020	42.1	7	12	61	0	34.7
1985*	92	3,953	43.0	13	17	75	0	33.7
1986*	89	3,746	42.1	7	16	63	3	33.1
1987*	62	2,489	40.1	8	14	73	1	31.7
1988**	40	1,579	39.5	3	11	57	0	34.2
1989	76	3,298	43.4	6	21	58	0	37.5
1990	67	2,865	42.8	5	16	63	0	37.4
1991	76	3,445	45.3	7	19	60	1	38.9
<b>Totals</b>	<b>727</b>	<b>31,109</b>	<b>42.8</b>	<b>81</b>	<b>173</b>	<b>76</b>	<b>5</b>	<b>35.6</b>
<b>Cards</b>	<b>219</b>	<b>9,608</b>	<b>43.9</b>	<b>18</b>	<b>56</b>	<b>63</b>	<b>1</b>	<b>38.1</b>

\*New England Patriots

\*\*L.A. Rams

**LARRY CENTERS****RUNNING BACK****37****6-0 ▲ 200 ▲ Third Year****Stephen F. Austin ▲ Fifth Round, 1990**

▲Hails from Tatum, Texas, population 400, located in north-east corner of state.

▲Played bass violin instead of football from junior high school until senior year of high school to placate his mother.

▲**Pro Career:** Versatile running back who can run from scrimmage, catch ball well out of backfield, and return kicks ... also fine special teams player. ▲**1991:** Authored impressive all-around season with 44 yards rushing on 14 attempts (3.1-yard average), 19 pass receptions for 176 yards (9.3-yard average), five punt returns for 30 yards (6-yard average) and 16 kickoff returns for 330 yards (20.6-yard average) ... though seeing only limited playing time, caught at least one pass in each of final seven games of season ... played in first two contests, then suffered broken metatarsal in left foot during Sept. 11 practice, placed on injured reserve list Sept. 12 ... spent six weeks out of action, re-activated Oct. 30 ... returned to provide four pass catches for 28 yards and carried once from scrimmage for six yards at Dallas (Nov. 3) ... snared three more passes for 48 yards and rushed one time for 10 yards at San Francisco (Nov. 17) ... returned opening kickoff 39 yards out of end zone vs. Washington (Dec. 8), nearly breaking it for a 102-yard touchdown ... also added personal-best seven rushing tries for 16 yards ... caught career-high five passes for 41 yards in season finale vs. New Orleans (Dec. 22) ... added four stops on special teams.

▲**College/Personal:** Two-time all-Southland Conference pick with career total of 2,607 yards rushing with 23 touchdowns, 1,460 yards receiving on 106 pass receptions with seven scores ... set school mark with 315 carries for 1,440 yards and recorded 58 receptions for 893 yards as senior ... marketing major ... born June 1, 1968, Tatum Texas ... attended Tatum High School ... single and resides in Longview, Texas during off-season.

*(Running Back Larry Centers continued on page 38)*

*(Running Back Larry Centers continued from page 37)***Rushing**

Year	No.	Yds.	Avg.	Long	TD
1990	0	0	0.0	0	0
1991	14	44	3.1	8	0
<b>Totals</b>	<b>14</b>	<b>44</b>	<b>3.1</b>	<b>8</b>	<b>0</b>

**Receiving**

Year	No.	Yds.	Avg.	Long	TD
1990	0	0	0.0	0	0
1991	19	176	9.3	23	0
<b>Totals</b>	<b>19</b>	<b>176</b>	<b>9.3</b>	<b>23</b>	<b>0</b>

**Kickoff Returns**

Year	No.	Yds.	Avg.	Long	TD
1990	16	272	17.0	26	0
1991	16	330	20.6	39	0
<b>Totals</b>	<b>32</b>	<b>602</b>	<b>18.8</b>	<b>39</b>	<b>0</b>

**Punt Returns**

Year	No.	Yds.	Avg.	Long	TD
1990	0	0	0.0	0	0
1992	5	30	6.0	12	0
<b>Totals</b>	<b>5</b>	<b>30</b>	<b>6.0</b>	<b>12</b>	<b>0</b>

**Games**

Games (Starts): 1990: 6 (0), 1991: 9 (2) — Totals: 15 (2).

**CHRIS CHANDLER****QUARTERBACK****17****6-4 ▲ 220 ▲ Fifth Year  
Washington ▲ Waivers, 1991**

▲ *An avid golfer, Chandler won an all-expenses-paid trip to the 1992 U.S. Open at Pebble Beach from a winning "closest-to-the-pin" shot in a hole-in-one shootoff at a Phoenix resort this past spring. Chandler sports a three handicap on the links.*

▲ *As evidence of his renewed enthusiasm and commitment, Chandler moved to the city he's playing in for the off-season workout program for the first time in his professional career.*

▲ **Pro Career:** Claimed via waivers from Tampa Bay Nov. 5, 1991 and played in three games for Phoenix, starting two ... earned numerous all-rookie honors after being selected by Indianapolis in third round (76th overall) of 1988 NFL draft ... knee injury shelved him after three games in 1989 ... following reconstructive surgery, traded by Colts to Tampa Bay Aug. 6, 1990 in exchange for 1992 first-round draft choice ... owns career starting record of 10-12 (9-4 with Indianapolis in 1988, 1-2 with Tampa Bay in 1989, 0-3 with Bucs in both 1990 and '91). ▲ **1991:** Began season with Buccaneers as back-up to Vinny Testaverde ... started three games for Bucs, completing 53 of 104 pass attempts (51 percent) for 557 yards with four touchdowns and eight interceptions ... acquired by Phoenix after quarterbacks Tom Tupa and Stan Gelbaugh struggled as replacements for starter Timm Rosenbach, who suffered season-ending knee injury during preseason ... inactive for first four games with Cards, then played first game in Cardinal uniform as reserve vs. Washington (Dec. 8), completing three of six passes for 28 yards ... started following week at Denver and nearly pulled off upset victory, connecting on 15 of 32 pass



attempts for 194 yards and 45-yard scoring strike to Ernie Jones in 24–19 loss ... started season finale vs. New Orleans (Dec. 22) and impressed in first half, but suffered injury to right elbow that resulted in two third-quarter interceptions before being replaced by Stan Gelbaugh ... completed seven of 12 attempts for 67 yards vs. Saints ... ended first campaign in Phoenix with 25 completions in 50 attempts for 289 yards with one touchdown and two interceptions ... also rushed for 32 yards on eight tries ... in six games with Buccaneers, started three contests ... completed 15 of 27 attempts for 137 yards in relief role vs. Buffalo (Sept. 22) ... started following week at Detroit (Sept. 29), connecting on 10 of 26 passes for 64 yards ... impressed in relief vs. Philadelphia (Oct. 6) with 105 yards and two touchdowns, completing seven of 11 passes ... earned starting role again at New Orleans (Oct. 20) and responded by threading 17 of 31 attempts for 211 yards and a pair of scores ... totalled 79 yards rushing on 18 attempts for Bucs. **▲1990:** Played in seven games with three starting roles ... completed 42 of 83 attempts for 464 yards with one touchdown but six interceptions ... also rushed 13 times for 71 yards with one touchdown ... started at San Diego (Oct. 28) completing 13 of 26 passes for 148 yards with 68-yard scoring strike to Mark Carrier ... started again two weeks later at New Orleans and clicked on five of seven attempts for 44 yards with spectacular, cart-wheeling 12-yard touchdown run, but concussion forced him to leave game in first half ... returned to open at quarterback the following week at San Francisco and threaded 13 of 29 passes for 125 yards and gained 44 yards rushing, but was sacked season-high seven times. **▲1989:** Started first three games before suffering season-ending knee injury vs. Atlanta (Sept. 24) that required reconstructive surgery ... was only quarterback in league to suffer season-ending injury, while it was the fourth consecutive season Colts lost starter within the first four games ... placed on injured reserve Oct. 3 ... prior to injury, connected on 39 of 80 attempts for 537 yards with two touchdowns and three interceptions ... also rushed seven times for 57 yards ... connected on 14 of 32 attempts for 200 yards with one touchdown in opener vs. San Francisco (Sept. 10) ... looked impressive the next week at L.A. Rams with 20 completions in 33 attempts for 266 yards and a touchdown, including personal-best 82-yard scoring aerial to Clarence Verdin, the seventh-longest pass play in Colts history ... posted five completions in 15 pass attempts for 71 yards vs. Falcons before injury. **▲1988:** Became NFL's youngest starting quarterback in week four ... held job throughout remainder of season ... earned numerous all-rookie honors by leading Colts to 9–4 record as starter following injury to Jack Trudeau vs. Cleveland (Sept. 19) ... nine victories was most for any Colts quarterback since Bert Jones (10) in 1977 ... threaded 129 of 233 attempts for 1,619 yards with eight touchdowns and 12 interceptions ... also rushed for 139 yards on 46 attempts with three touchdowns, one score shy of club rookie quarterback mark of Jones in 1974 ... connected on three of first eight attempts as pro for 80 yards in relief role vs. Browns, then threaded 10 of 18 passes for 110 yards in first NFL start, a 15–13 victory vs. Miami (Sept. 25) ... clicked on seven of 11 passes for 71 yards to stake Colts to 10–0 lead at Buffalo (Oct. 9), but suffered bruised sternum as Gary Hogeboom came on in relief ... hit on 20 of 33 attempts for 246 yards and accounted for two touchdowns (one passing/one rushing) in 35–31 win over Tampa Bay (Oct. 16) ... clicked on 10 of 13 passes for 167 yards and a score as Colts walloped Denver 55–23 before Monday Night Football national TV audience on Halloween night (Oct. 31) ... cruised to 14 completions in 22 attempts for 178 yards and one touchdown and added 29-yard scamper for another score in 38–14 win vs. N.Y. Jets (Nov. 6) ... guided club to fifth-straight win with 20–13 triumph in Green Bay (Nov. 13) with pair of scoring tosses ... rallied club for 10 fourth-quarter points in thrilling 24–21 victory vs.

*(Quarterback Chris Chandler continued on page 40)*



(Quarterback Chris Chandler continued from page 39)

New England, completing 12 of 24 passes for 171 yards and a touchdown ... clicked for career-best 80 completion percentage (12-15) for 111 yards and a touchdown in 31-28 win over Miami in Joe Robbie Stadium (Dec. 4) ... misfired on first four passes at N.Y. Jets (Dec. 10) before leaving game with shoulder injury in 34-16 loss ... after completing four of 11 passes for 52 yards with 3 interceptions vs. Buffalo (Dec. 18), left game with injury and was relieved by Hogeboom in 17-14 win. ▲College/Personal: Finished outstanding collegiate career at University of Washington with 26 consecutive starts ... ranked third in school history in total offense (4,442 yards) and touchdown passes (32) and fourth in career passing yardage (4,161) ... set school record with 20 touchdown passes as junior to help lead Huskies to 8-3-1 record ... tied NCAA record that year with four scoring passes in second quarter outburst vs. Stanford ... consensus high school all-America while at Everett (Wash.) High School, tossing 49 touchdowns during prep career ... tremendous all-around athlete, also lettered in basketball, baseball, track and golf ... participated in both the Washington all-star basketball and football games ... three-time all-conference basketball player and led conference in scoring (21.5 ppg) as senior ... all-star catcher in baseball and starred at American Legion level ... low-handicap golfer, won long-drive contest with poke of 331 yards in (former Cardinals' quarterback) Neil Lomax Quarterback Shootout in 1990 ... ninth of 10 children, named Christopher when born on Columbus Day, Oct. 12, 1965 in Everett, Wash. ... single ... resides in Phoenix.

## Passing

Year	Att.	Comp.	Yards	Pct.	Avg./Att.	TD	Int.	Long	Thld/Lost	Rating
1988*	233	129	1,619	55.4	6.95	8	12	54	18/128	67.2
1989*	80	39	537	48.8	6.71	2	3	82t	3/17	63.4
1990**	83	42	464	50.6	5.59	1	6	68t	15/103	41.4
1991 (T.B.)	104	53	557	51.0	5.36	4	8	35	10/76	47.6
1991 (Phx.)	50	25	289	50.0	5.78	1	2	45t	7/58	57.3
1991***	154	78	846	50.6	5.49	5	10	45t	17/134	50.9
<b>Totals</b>	<b>550</b>	<b>288</b>	<b>3,466</b>	<b>52.4</b>	<b>6.30</b>	<b>16</b>	<b>31</b>	<b>82t</b>	<b>53/382</b>	<b>58.3</b>
Indianapolis	313	168	2,156	53.7	6.89	10	15	82t	12/145	66.2
Tampa Bay	187	95	1,021	50.8	5.46	5	14	68t	25/179	47.7

\*Indianapolis

\*\*Tampa Bay

\*\*\*Tampa Bay 6 games; Cards 3 games

## Rushing

Year	No.	Yds.	Avg.	Long	TD
1988*	46	139	3.0	29t	3
1989*	7	57	8.1	23	1
1990**	13	71	6.5	18	1
1991 (T.B.)	18	79	4.4	12	0
1991 (Phx.)	8	32	4.0	12	0
1991***	26	111	4.3	12	0
<b>Totals</b>	<b>92</b>	<b>378</b>	<b>4.1</b>	<b>29t</b>	<b>5</b>
Indianapolis	53	196	3.7	29t	4
Tampa Bay	31	150	4.8	18	1

\*Indianapolis

\*\*Tampa Bay

\*\*\*Tampa Bay 6 games; Cards 3 games

## Games

Games (Starts): \*1988: 7 (3); \*1989: 3 (3); \*\*1990: 7 (3); \*\*\*1991: 9 (5) — Totals: 26 (14); Indianapolis 10 (6); Tampa Bay: 13 (6); Cards 3 (2); \*Indianapolis \*\*Tampa Bay \*\*\*Tampa Bay 6 (3); Cards 3 (2)

## Single-Game Bests

**Yards Rushing:** 56 at Detroit, Sept. 29, 1991. **Rushing Attempts:** 8 vs. Miami, Sept. 25, 1988; vs. Tampa Bay, Oct. 16, 1988. **Longest Rush:** 29t vs. N.Y. Jets, Nov. 6, 1988. **TDs Rushing:** 1 five times. **Pass Attempts:** 33 at L.A. Rams, Sept. 17, 1989; vs. Tampa Bay, Oct. 16, 1988. **Completions:** 20 at L.A. Rams, Sept. 17, 1989; vs. Tampa Bay, Oct. 16, 1988; **Passing Yards:** 266 at L.A. Rams, Sept. 17, 1989. **TDs Passing:** 2 vs. Philadelphia, Oct. 6, 1991; at Green Bay, Oct. 13, 1988. **Completion Percentage:** 80 percent at Miami, Dec. 4, 1988 (12-15); 76.9 percent vs. Denver, Oct. 31, 1988 (10-13); 63.6 percent vs. N.Y. Jets, Nov. 6, 1988 (14-22).

## As A Cardinal

**Yards Rushing:** 18 vs. New Orleans, Dec. 22, 1991; **Rushing Attempts:** 4 vs. New Orleans, Dec. 22, 1991; **Longest Rush:** 12 at Denver, Dec. 15, 1991; **TDs Rushing:** None. **Pass Attempts:** 32 at Denver, Dec. 15, 1991; **Pass Completions:** 15 at Denver, Dec. 15, 1991; **Completion Percentage:** 58.3% vs. New Orleans, Dec. 22, 1991 (7-12); **TDs Passing:** 1 at Denver, Dec. 15, 1991.



# SIDNEY COLEMAN

## INSIDE LINEBACKER

## 93

6-2 ▲ 250 ▲ Fifth Year

Southern Mississippi ▲ Plan B Free Agent, 1991

▲ *Finished collegiate career at Southern Mississippi with 438 tackles, including over 100 each of his last three seasons.*

▲ **Pro Career:** Signed as Plan B free agent Feb. 26, 1991 ... provides Cardinals with depth at inside linebacker and as proven contributor on special teams ... former free agent with Tampa Bay who earned all-rookie honors in 1988. ▲ **1991:** Played in all 16 games, generating 22 tackles, but finished with a flurry, posting 17 stops in final two games combined ... collected three tackles vs. Washington (Dec. 8), then with Tyronne Stowe sidelined with ankle injury, corralled nine tackles in first starting role as Cardinal at Denver (Dec. 15) ... again started for Stowe at inside linebacker in season finale vs. New Orleans, notching eight tackles ... also added seven tackles and two tackles inside the 20-yard line on special teams. ▲ **1990:** Played in all 16 games with Tampa Bay, primarily on special teams ... collected 6 tackles from scrimmage, while 14 stops on special teams ranked fourth-best on club ... recovered fully from knee injury suffered previous year. ▲ **1989:** Played in just four games before suffering hyperextension of left knee that relegated him to injured reserve list for remainder of season. ▲ **1989:** Signed as free agent and earned roster spot as reserve inside linebacker ... finished rookie season with 59 tackles and fumble recovery, earning all-rookie acclaim ... those 59 stops were most ever by Buccaneer rookie at his position ... filled in for injured starter Ervin Randle during eight-game stretch midway through season with 10 overall starting roles ... contributed seven tackles and fumble recovery in first extensive pro action at Green Bay (Sept. 11) ... following week vs. Phoenix (Sept. 18) in first career start, registered nine tackles ... corralled career-high 12 tackles vs. Minnesota (Oct. 23) ... also added five tackles on special teams. ▲ **College/Personal:** Two-year starter at Southern Mississippi with career total of 438 tackles, including 100 or more in each of final three seasons ... all-American prep athlete at Harrison Central High School in Gulfport, Miss. ... born January 14, 1964 in Gulfport ... he and wife, Brenda, reside in Tampa, Fla. in the off-season.

*(Inside Linebacker Sidney Coleman continued on page 42)*

(Inside Linebacker Sidney Coleman continued from page 41)

**Tackles—QB Sacks**

Year	Solos	Assists	Total	QB Sacks
1988*	40	19	59	0
1989*	0	0	0	0
1990*	5	1	6	0
1991	18	4	22	0
<b>Totals</b>	<b>63</b>	<b>24</b>	<b>87</b>	<b>0</b>
<b>Cards</b>	<b>18</b>	<b>4</b>	<b>22</b>	<b>0</b>

\*Tampa Bay

**Opp. Fumbles Recovered**

Year	No.	Yds.	Avg.	Long	TD
1988*	1	0	0.0	0	0
1989*	0	0	0.0	0	0
1990*	0	0	0.0	0	0
1991	0	0	0.0	0	0
<b>Totals</b>	<b>1</b>	<b>0</b>	<b>0.0</b>	<b>0</b>	<b>0</b>
<b>Cards</b>	<b>0</b>	<b>0</b>	<b>0.0</b>	<b>0</b>	<b>0</b>

**Games**

Games (Starts): \*1988: 16 (10), \*1989: 4 (0), \*1990: 16 (0), 1991: 16 (2) — Totals: 52 (12), Cards: 16 (2).

\*Tampa Bay

**D EXTER D AVIS****CORNERBACK****21****5-10 ▲ 190 ▲ Second Year  
Clemson ▲ Fourth Round, 1991**

▲ Led Sumter (S.C.) High School, the same school that earlier produced former Clemson great and N.Y. Giant standout Terry Kinard, to the state championship as a senior.

▲ **Pro Career:** Played in 11 games, posting five tackles and one fumble recovery ... combined a pair of tackles and fumble recovery that Phoenix converted into field goal at N.Y. Giants (Oct. 6) ... placed on injured reserve list Oct. 14 after having tendon in ring finger of right hand reattached due to injury sustained a week earlier in practice ... resumed practice Nov. 13, then activated Nov. 21 ... started in nickel scheme vs. Washington (Dec. 8) and played 63 of possible 67 defensive downs, including action at safety position as both Michael Zordich (ankle) and Dave Duerson (eye laceration) were injured in game ... also contributed three tackles on special teams. ... selected in the fourth round (89th overall). ▲ **College/Personal:** Declared for NFL Draft with one year of eligibility remaining ... left Clemson tied for fifth on school's all-time chart with 10 interceptions and 32 pass deflections in three seasons as starter for Tigers ... became first true freshman since Eddie Geathers (1976) to start for Clemson ... two-time all-Atlantic Coast Conference selection as sophomore and junior ... in three-year collegiate career, registered 115 tackles and returned 34 punts for 231 yards (6.8-yard average) ... led Sumter (S.C.) High School to state Class 16-AAA championship as senior ... industrial education major ... born March 20, 1970 in Brooklyn, N.Y.



### Tackles-QB Sacks

Year	No.	Yds.	Avg.	Long	TD
1991	4	1	5	0	0
<b>Totals</b>	<b>4</b>	<b>1</b>	<b>5</b>	<b>0</b>	<b>0</b>

### Opp. Fumbles Recovered

Year	No.	Yds.	Avg.	Long	TD
1991	1	0	0.0	0	0
<b>Totals</b>	<b>1</b>	<b>0</b>	<b>0.0</b>	<b>0</b>	<b>0</b>

### Games

Games (Starts): 1991: 11 (0) — Totals: 11 (0).



# GREG DAVIS

## KICKER

## 5

**6-0 ▲ 200 ▲ Sixth Year**  
**Citadel ▲ Plan B Free Agent, 1991**

▲ An avid guitarist who owns six guitars, Davis would like to form a musical group and name it "Waiver Wire" or "The Released."

▲ Prior to joining Phoenix in 1991, Davis developed a close friendship with 10-year-old Justin Glanville, son of Falcons' head coach Jerry Glanville. Davis was the younger Glanville's "favorite Falcon."

▲ Former Citadel walk-on led NCAA Division I-AA in 1986 with 44.1-yard punting average.

▲ **Pro Career:** Another Plan B coup by Cardinals, signed February 21, 1991 ... powerful kicker who consistently sails kickoffs into end zone ... former ninth-round pick by Tampa Bay in 1987 draft ... played previously with Atlanta (1987-89) and New England (1989).  
 ▲ **1991:** Converted 21 of 30 field goal attempts and all 19 points after touchdown for 82 points ... sailed 11 of 54 kickoffs for touchbacks ... one of just six NFL kickers who didn't misfire from inside 40 yards with perfect 13-13 marksmanship ... his 70 percent (21-30) success rate tied Pat Harder (7 for 10 in 1947) for sixth on club single-season accuracy list ... more importantly, only legendary Jim Bakken (23 for 32 for 72 percent in 1973) kicked as many field goals with as much accuracy in club history ... booted three field goals of 50 yards or more ... iced season-opening win at L.A. Rams (Sept. 1) with 32-yarder with 2:45 remaining in 24-14 victory ... connected on all four attempts (22, 28, 42 and club-tieing 52 yards) and a pair of points after touchdown for season-high 14 points in 26-10 victory at Philadelphia (Sept. 8) ... converted from 32, 32 and 29 yards vs. Dallas (Sept. 22)... kicked three more field goals at N.Y. Giants (Oct. 6), among them another 52-yarder ... hit three-pointers from 29, 51 and 49 yards against former teammates in 16-10 victory over Atlanta (Oct. 20) in addition to booming kickoffs high and deep as return specialist Deion Sanders was limited to 16.7-yard average on three returns ... endured three-game stretch without attempting field goal (games nine-11) ... came up short on 52-yard attempt at Denver (Dec. 15), but converted tries from 33, 45, 28 and 38 yards, the last with 7:45 left in game to put Cards ahead before Denver quarterback John Elway led miraculous comeback drive for victory ... also boomed season-best three of six kickoffs for touchbacks vs. Broncos. ▲ **1990:** Enjoyed finest professional season for Atlanta with 106 points, fifth-best in conference and third-highest total in Falcon history ... connected on 22 of 33 field goals and was perfect on

(Kicker Greg Davis continued on page 44)

(Kicker Greg Davis continued from page 43)

all 40 points after touchdown ... also boomed 23 of his 77 kickoffs for touchbacks, resulting in 16.6-yard opponent kickoff return average, the third-best mark in the NFL ... connected on all four attempts from 39, 39, 36 and 51 yards in 47-27 win over Houston in season opener ... provided team's only points converting three of five attempts in 21-9 loss at Pittsburgh (Nov. 4) ... booted three more field goals vs. Philadelphia (Nov. 18), including career-long 53-yarder ... 18 field goal tries of 40 or more yards surpassed only by Chicago's Kevin Butler (20) in entire league, while only Butler (12) and perennial New Orleans Pro Bowler Morten Andersen (11) converted more from that range than Davis (8) in NFC.

▲1989: Signed with New England as Plan B free agent, then finished season in Atlanta ... scored 61 points on 16-23 field goals and 13-16 points after touchdown for Patriots ... nailed field goals of 30, 34 and 43 yards in 23-13 victory over Houston (Oct. 8), then again hit for the hat trick with Atlanta-Fulton County Stadium record field goal of 52 yards, along with a pair of 32 yarders the following week in Atlanta (Oct. 15) ... provided long-range fireworks with three-pointers from 47 and 48 yards at Indianapolis (Oct. 29) in regulation time, then boomed 51-yard field goal with 9:57 gone in overtime for 23-20 Patriot victory ... waived Nov. 7 following missed field goal and extra point in 27-26 loss to N.Y. Jets (Nov. 5) ... after injury to Atlanta kicker Paul McFadden, signed with Falcons (Nov. 14) and scored 33 points over final six games with seven-11 field goals and 12-12 points after touchdown ... made three field goals vs. Washington (Dec. 17) ... closed season hitting on eight of 10 tries for Falcons.

▲1988: Scored 82 points for most by Falcon since 1985 ... booted 19 of 30 field goal tries and 25 of 27 points after touchdown ... authored two games with three field goals: vs. N.Y. Giants (Oct. 23) and at New Orleans (Dec. 18) ... boomed season-long 52-yarder in 20-0 shutout of Green Bay (Nov. 6) ... helped himself earn roster spot with 53-yard field goal in preseason game vs. New England.

▲1987: Originally ninth-round selection by Tampa Bay in NFL Draft ... released on final roster cut, then signed with Atlanta for replacement games during players' strike ... converted 3-4 field goals and all six points after touchdown in three contests with long field goal of 42 yards.

▲College/Personal: Originally a walk-on at The Citadel, earned a scholarship and went on to lead NCAA Division I-AA punters with 44.1-yard average in 1986 ... set six school records, including 76 consecutive points after touchdown and an 81-yard punt ... finished collegiate career with 263 points, second in school history behind former Cardinal tailback Stump Mitchell ... played in Senior Bowl in 1986 ... all-county selection at Lakeside High School in Atlanta as prep athlete ... also won three letters as member of soccer team ... learned rudiments of kicking from his mother, Dr. Kay Davis, a former physics teacher who schooled her son in the aerodynamics and angles of kicking, and high school coach, Wayman Creel, who tied Davis' face mask to his shoulder pads to keep his head down ... mother is current director of the Fernbank Museum of Natural History in Atlanta ... Falcons' owner Rankin Smith is chairman of the board of the museum, meaning Davis and his mother worked for the same boss during the kicker's Falcon days ... received first kicking tee on Christmas morning as six-year-old ... born Oct. 29, 1965.

## Field Goals

Year	1-19	20-29	30-39	40-49	50+	Total	Pct.
1987*	0-0	1-1	1-1	1-2	0-0	3-4	.750
1988*	1-1	3-4	6-9	8-12	1-4	19-30	.633
1989 (N.E.)	0-0	3-3	6-9	5-9	2-2	16-23	.696
1989 (Atl.)	0-0	3-3	2-3	2-5	0-0	7-11	.636
1989**	0-0	6-6	8-12	7-14	2-2	23-34	.676
1990*	0-0	6-6	8-9	6-13	2-5	22-33	.667
1991	0-0	6-6	7-7	5-10	3-7	21-30	.700
<b>Totals</b>	<b>1-1</b>	<b>22-23</b>	<b>30-38</b>	<b>27-51</b>	<b>8-18</b>	<b>88-131</b>	<b>.672</b>
<b>Cards</b>	<b>0-0</b>	<b>6-6</b>	<b>7-7</b>	<b>5-10</b>	<b>3-7</b>	<b>21-30</b>	<b>.700</b>

\*Atlanta

\*\*New England (9 games), Atlanta (6 games)

## Scoring

Year	PAT	FG	Pts.
1987*	6-6	3-4	15
1988*	25-27	19-30	82
1989 (N.E.)	13-16	16-23	61
1989 (Atl.)	12-12	7-11	33
1989**	25-28	23-34	94
1990*	40-40	22-33	106
1991	19-19	21-30	82
<b>Totals</b>	<b>115-120</b>	<b>88-131</b>	<b>379</b>
<b>Cards</b>	<b>19-19</b>	<b>21-30</b>	<b>82</b>

\*Atlanta \*\*New England (9 games), Atlanta (6 games)

## Single-Game Bests

**Most Field Goals:** \*4 vs. Houston, Sept. 9, 1990; at Denver, Dec. 15, 1991; at Philadelphia, Sept. 8, 1991.  
**Most Field Goals Attempted:** \*5 at Pittsburgh, Nov. 4, 1990; at Denver, Dec. 15, 1991  
**Longest Field Goal:** \*53 vs. Philadelphia, Nov. 18, 1990; \*52 vs. Green Bay, Nov. 6, 1988; \*vs. Atlanta, Oct. 15, 1989; at N.Y. Giants, Oct. 6, 1991; at Philadelphia, Sept. 8, 1991 \*51 at Indianapolis, Oct. 29, 1989; \*vs. Houston, Sept. 9, 1990; vs. Atlanta, Oct. 20, 1991.  
**Most Points in Game:** \*17 vs. Houston, Sept. 9, 1990 (4 FG, 5 PAT); 14 at Philadelphia, Sept. 8, 1991 (4 FG, 2 PAT); 13 at Denver, Dec. 15, 1991 (4 FG, 1 PAT).

\*Atlanta

## Games

**Games (Starts):** \*1987: 3, \*1988: 16, \*\*1989: 15, \*1990: 16, 1991: 16 - **Totals:** 66, **Cards:** 16, **Atlanta Total:** 41, **New England Total:** 9

\*Atlanta \*\*New England (9 games), Atlanta (6 games)



## DAVE DUERSON

SAFETY

22

6-1 ▲ 208 ▲ Tenth Year  
 Notre Dame ▲ Free Agent, 1991

▲Named 1987 Travelers NFL Man-of-the-Year, exemplifying the league's outstanding citizen-athlete.

▲Musically inclined, Duerson is able to play all the brass instruments.

▲Selected to two-year term on NFL Players Association's executive board of vice presidents along with teammate Luis Sharpe.

▲Aspires to attend law school after playing career. Worked in Indiana U.S. Senator Richard Lugar's Washington, D.C. office during the 1982 off-season.

▲Has directed numerous successful drug education and awareness programs throughout Indiana and Illinois during past off-seasons.

▲Pro Career: Signed as free agent Oct. 2, 1991 ... four-time Pro Bowler (1985-88) during seven seasons (1983-89) with Chicago Bears ... in nine pro seasons, has started 82 of 129 games, collected 20 interceptions and registered 651 tackles with 15 quarterback sacks and four fumble recoveries ... signed as free agent with N.Y. Giants prior to 1990 season ... owns Super Bowl rings as member of world championship teams while with Bears (Super Bowl XX after 1985 season) and with Giants (Super Bowl XXV after 1990 season). ▲1991: Joined Phoenix midway through season ... collected 41 tackles and one interception in 11 contests ... started final three games of season at strong safety after Pro Bowl strong safety Tim McDonald suffered ankle/leg injuries at practice during off-week (Nov. 25) and led club in tackles each time ... started for McDonald vs.

(Safety Dave Duerson continued on page 46)

(Safety Dave Duerson continued from page 45)

Washington (Dec. 8) and piled up club season-high 16 tackles (11 solo) despite missing part of game while medical personnel mended laceration above right eye that later required stitches ... again led Phoenix with 11 tackles at Denver (Dec. 15) as he played all 65 defensive downs ... generated nine tackles and returned interception five yards vs. New Orleans (Dec. 22) in season finale. ▲1990: Played in 16 games with Giants, starting two contests ... collected 44 tackles, one interception, and returned a fumble for touchdown ... came away with key fourth quarter interception in end zone to secure 24-21 victory at Phoenix (Dec. 23) ... scooped Jeff George fumble and returned it 31 yards for his first career touchdown in 24-7 Monday Night victory over Indianapolis (Nov. 5). ▲1989: Though he missed four games with ankle injury, started 12 contests and still finished fifth on club with 91 tackles ... also knocked away seven opponent passes and forced one fumble ... hit 12-tackle plateau on three occasions - vs. Cincinnati (Sept. 10), vs. Tampa Bay (Nov. 19) and at San Francisco (Dec. 24) ... earned game ball for nine tackles and pass defended in 38-7 victory vs. Minnesota (Sept. 17) and again with six tackles and three passes defended in 20-10 triumph vs. L.A. Rams (Oct. 29) ... registered only interception of season at Washington (Nov. 26) before injuring ankle that forced him to miss next three games. ▲1988: Earned fourth consecutive trip to Pro Bowl with 105 tackles and one quarterback sack ... also batted away six passes ... compiled season-high 13 tackles at New England (Oct. 30) ... picked off enemy passes in 10-9 win vs. San Francisco (Oct. 24) and at L.A. Rams (Dec. 5), both Monday night contests ... suffered bruised kidney at Detroit (Oct. 9) and did not play the following week vs. Dallas (Oct. 16) ... collected eight tackles in two playoff games. ▲1987: Started 12 games, including one at free safety ... finished as team's defensive leader with 116 stops and three interceptions, good for third trip to the Pro Bowl ... rang up career-high 19 tackles in 20-3 victory over Tampa Bay (Sept. 20) ... added 13 stops at San Francisco (Dec. 14) and collected 10 tackles on four other occasions ... forced fumble and registered sack in 27-26 win at Tampa Bay (Oct. 25) ... two sacks led Bear defensive backs ... credited with eight tackles in one playoff contest. ▲1986: Consensus all-pro selection with 109 tackles and six interception returns for 139 yards (23.2-yard average) ... seven sacks also led all league defensive backs ... also knocked away 12 passes as 16-game starter at strong safety ... kicked off season in fine form with four interceptions, six passes defended and three sacks in first six games of season as Bears cruised to 6-0 start ... authored four-game interception stretch during weeks two through five ... registered 10 tackles in one playoff contest. ▲1985: With Pro Bowler Todd Bell a holdout, stepped into starting role at strong safety ... collected 64 tackles in 15 games, while his five interceptions led all strong safeties in the NFC ... also forced two fumbles, batted away eight passes and registered a pair of sacks ... interception and forced fumble led to 10 second-half points in 27-19 victory at Tampa Bay (Oct. 6) ... missed contest vs. Washington (Sept. 29) with groin pull ... generated 12 tackles in three playoff contests en route to Super Bowl XX victory over New England ... replaced Bell as starter in Pro Bowl. ▲1984: Played in 16 games, mainly as extra defensive back ... registered first career interception vs. Green Bay (Dec. 9) ... led special teams units with 11 tackles ... also saw extensive action in playoff loss to San Francisco (1/6/85) after injury to Leslie Frazier. ▲1983: Played in 16 games with starting roles in six of final seven contests in place of injured Gary Fencik ... credited with 49 tackles and four passes defended ... also returned three kickoffs for 66 yards (22.0-yard average). ▲College/Personal: Four-year starter and two-time all-America at Notre Dame ... set school mark with 256 career interception return yards on 12 thefts ... also set punt return mark with 103 returns for second-best 869 total yards ... high school all-America at Northside High School in Muncie, Ind. ... born Nov. 28, 1960 in Muncie, Indiana ... he and wife, Alicia, reside in Highland Park, Ill. during off-season with sons Chase (Dec. 29, 1983), Tregg (Sept. 30, 1985), and Brock (April 6, 1989).

## Tackles—QB Sacks

Year	Solos	Assists	Total	QB Sacks
1983*	41	8	49	0
1984*	28	4	32	3
1985*	55	9	64	2
1986*	61	48	109	7
1987*	63	53	116	2
1988*	57	48	105	1
1989*	52	39	91	0
1990**	31	13	44	0
1991	29	12	41	0
<b>Totals</b>	<b>417</b>	<b>234</b>	<b>651</b>	<b>15</b>
<b>Cards</b>	<b>29</b>	<b>12</b>	<b>41</b>	<b>0</b>

\*Chicago \*\*N.Y. Giants

## Interceptions

Year	No.	Yds.	Avg.	Long	TD
1983*	0	0	0.0	0	0
1984*	1	9	9.0	9	0
1985*	5	58	11.6	25	0
1986*	6	139	23.1	38	0
1987*	3	0	0.0	0	0
1988*	2	18	9.0	18	0
1989*	1	2	2.0	2	0
1990**	1	0	0.0	0	0
1991	1	5	5.0	5	0
<b>Totals</b>	<b>20</b>	<b>231</b>	<b>11.6</b>	<b>38</b>	<b>0</b>
<b>Cards</b>	<b>1</b>	<b>5</b>	<b>5.0</b>	<b>5</b>	<b>0</b>

\*Chicago \*\*N.Y. Giants

## Opp. Fumbles Recovered

Year	No.	Yds.	Avg.	Long	TD
1983*	0	0	0.0	0	0
1984*	0	0	0.0	0	0
1985*	1	0	0.0	0	0
1986*	2	6	3.0	6	0
1987*	1	10	10.0	10	0
1988*	0	0	0.0	0	0
1989*	0	0	0.0	0	0
1990**	1	31	31.0	31t	1
1991	0	0	0.0	0	0
<b>Totals</b>	<b>4</b>	<b>10</b>	<b>2.5</b>	<b>9</b>	<b>0</b>
<b>Cards</b>	<b>0</b>	<b>0</b>	<b>0.0</b>	<b>0</b>	<b>0</b>


\*Chicago \*\*N.Y. Giants

## Games

Games (Starts): \*1983: 16 (6), \*1984: 16 (0), \*1985: 15 (15), \*1986: 16 (16), \*1987: 12 (12), \*1988: 15 (15), \*1989: 12 (12), \*\*1990: 16 (2), 1991: 11(4) — Totals: 129 (82), Cards: 11 (4).

\*Chicago \*\*N.Y. Giants

**Additional Statistics:** Returned three kickoffs for 66 yards, 1983; returned four kickoffs for 95 yards, returned one punt for 4 yards, 1984; returned six punts for 47 yards, 1985; returned one punt for 10 yards, 1987.



# ANTHONY EDWARDS

## WIDE RECEIVER

## 83

5-9 ▲ 190 ▲ Fourth Year

New Mexico Highlands ▲ Free Agent, 1991

▲ Amassed 26-1 record as high school wrestler at Union High School in nearby Casa Grande, Ariz.

▲ Pro Career: Veteran receiver and impressive special teams performer ... in 26 pro games, has returned 19 kickoffs for 320 yards (16.8-yard average) and 16 punts for 131 yards (8.1-yard average) ... originally signed with Philadelphia as free agent in 1989, then joined Phoenix as free agent prior to start of 1991 training camp. ▲ 1991: Though he played in just 12 games, led Phoenix special teams with 14 tackles and three stops inside the 20-yard line ... was key element on punt coverage unit that allowed opponents only 6.5 yards per return to rank second in the NFL to Washington (6.1) ... posted two tackles inside-the-20 along with a pair of

(Wide Receiver Anthony Edwards continued on page 48)

(Wide Receiver Anthony Edwards continued from page 47)

assists on coverage units in 16-10 win over Atlanta (Oct. 20) ... collected three special teams stops and a forced fumble vs. Washington (Dec. 8) ... returned one punt for seven yards and 13 kickoffs for 261 yards (20.1-yard average) ... authored season-best 36-yard kickoff return in season finale vs. New Orleans (Dec. 22) ... waived Aug. 26 on final roster cutdown, then re-signed Sept. 18. ▲1990: In second season with Eagles, returned eight punts for 60 yards (7.5-yard average) and returned three kickoffs for 36 yards (12-yard average) ... spent first seven weeks on injured reserve list with sprained knee (Sept. 4), then played in five contests ... waived Dec. 12. ▲1989: Originally signed as free agent with Eagles ... activated from developmental squad Oct. 9 when veteran Mike Quick was placed on injured reserve ... returned five punts for 64 yards (9.1-yard average) and returned three kickoffs for 23 yards (7.7-yard average) ... also caught two passes for 74 yards, one a 66-yarder vs. New Orleans on Monday Night Football (Dec. 18) ... 28-yard punt return vs. Dallas (Dec. 10) was team-best ... credited with 10 tackles on special teams ... in playoff competition, averaged 12.3 yards on three kickoff returns and 2.5 yards on a pair of punt returns. ▲College/Personal: Completed collegiate career as New Mexico Highlands' all-time leading receiver with 242 receptions for 3,996 yards, fourth best on all-time NAIA career list ... earned first team all-Rocky Mountain Athletic Conference and second team all-NAIA honors in 1985 and 1987 ... also garnered second team all-America notice in '87 from *Football News* ... led Cowboys in 1985 with 64 catches for 1,775 yards ... attended Union High School in Casa Grande, Arizona where he earned third place in state wrestling championships with 26-1 record ... he and wife, Mary Ann, reside in Casa Grande with their sons, Tony (Nov. 24, 1986) and Torrey (Jan. 28, 1990).

### Receiving

Year	No.	Yds.	Avg.	Long	TD
1989*	2	74	37.0	66	0
1990*	0	0	0.0	0	0
1991	0	0	0.0	0	0
<b>Totals</b>	<b>2</b>	<b>74</b>	<b>37.0</b>	<b>66</b>	<b>0</b>
Cards	0	0	0.0	0	0

\*Philadelphia

### Kickoff Returns

Year	No.	Yds.	Avg.	Long	TD
1989*	3	23	7.7	11	0
1990*	3	36	12.0	14	0
1991	13	261	20.1	36	0
<b>Totals</b>	<b>19</b>	<b>320</b>	<b>16.8</b>	<b>36</b>	<b>0</b>
Cards	13	261	20.1	36	0

\*Philadelphia

### Punt Returns

Year	No.	Yds.	Avg.	Long	TD
1989*	7	64	9.1	28	0
1990*	8	60	7.5	13	0
1991	1	7	7.0	7	0
<b>Totals</b>	<b>16</b>	<b>131</b>	<b>8.1</b>	<b>28</b>	<b>0</b>
Cards	1	7	7.0	7	0

\*Philadelphia

### Games

Games (Starts): \*1989: 9 (0), \*1990: 5 (0), 1991: 12 (0) —  
Totals: 26 (0), Cards: 12 (0).

\*Philadelphia



# PAT EILERS

## SAFETY

## 24

5-11 ▲ 195 ▲ Third Year

Notre Dame ▲ Plan B Free Agent, 1992

▲ Spent freshman year in college at Yale, then transferred to Notre Dame where he played three positions (strong safety, split end, and flanker) in football and also played on the Irish baseball squad.

▲ Owns dual degrees from Notre Dame in mechanical engineering and biology.

▲ Father, Dr. Vincent Eilers, is head of the St. Anthony Orthopaedic Clinic in St. Paul, Minnesota which specializes in sports medicine.

▲ Pro Career: Signed as Plan B free agent April 1, 1992 ... comes to Phoenix as talented special teams player and will challenge for free safety spot. ▲ 1991: Led Minnesota's coverage units with 22 tackles and two fumble recoveries in special teams duty ... also contributed 10 tackles from scrimmage. ▲ 1990: Released on final roster cutdown, then added to practice squad Oct. 1 ... activated Nov. 9 and played in final eight games ... ranked sixth on Viking special teams with 11 tackles ... recovered fumble on opening kickoff of second half in first NFL game vs. Detroit (Oct. 11) ... originally signed as free agent prior to start of training camp. ▲ College/Personal: Played three positions in as many years at Notre Dame after spending first year at Yale ... earned numerous school athletic and academic honors, including being named Notre Dame's top student athlete in 1990 ... prepped as football and baseball letterman at St. Thomas Academy in native St. Paul, Minn. ... also participated as downhill slalom skier in Junior Olympics ... born Sept. 3, 1966 in St. Paul ... he and his wife, Jana, reside in St. Paul during the off-season.

### Tackles-QB Sacks

Year	Solos	Assists	Total	QB Sacks
1990*	8	3	11	0
1991*	3	7	10	0
<b>Totals</b>	<b>11</b>	<b>10</b>	<b>21</b>	<b>0</b>

\*Minnesota

### Opp. Fumbles Recovered

Year	No.	Yds.	Avg.	Long	TD
1990*	1	0	0.0	0	0
1991*	2	0	0.0	0	0
<b>Totals</b>	<b>3</b>	<b>0</b>	<b>0.0</b>	<b>0</b>	<b>0</b>

\*Minnesota

### Games

Games (Starts): \*1990: 8 (0), \*1991: 16 (0), Totals: 24 (0).

\*Minnesota



# JEFF FAULKNER

## DEFENSIVE END

## 94

**6-4 ▲ 305 ▲ Third Year**  
**Southern ▲ Plan B Free Agent, 1991**

▲ *Played for Chicago Bruisers of Arena Football League in 1988, earning all-league honors as offensive and defensive lineman.*

▲ **Pro Career:** Plan B acquisition (February 27) in 1991 who provides impressive size and run support with his 6-4, 305-pound frame ... had training camp stints with Minnesota (1988 and '89), Miami (1990) ... signed as replacement roster player with Kansas City in 1987 ... also spent time with Chicago Bruisers of Arena Football League (1988). ▲ **1991:** Started 14 of 16 games at right defensive end and collected 40 tackles and a pair of quarterback sacks ... also forced two fumbles ... corralled four solo tackles and a sack in 26-10 victory at Philadelphia (Sept. 8) ... credited with three solo stops and forced fumble that thwarted Patriots' drive inside Phoenix 30-yard line in 24-10 triumph (Sept. 29) ... credited with season-high five tackles in both contests vs. N.Y. Giants. ▲ **1990:** Signed by Miami April 28, then spent six weeks on injured reserve list with preseason left ankle sprain ... waived by Dolphins Oct. 29 after just one game on roster ... after tryouts with New Orleans and Buffalo, signed with Indianapolis Nov. 7 and played in final seven games in reserve role ... registered three tackles and two quarterback sacks. ▲ **1989:** Spent training camp with Minnesota for second time but waived Sept. 9. ▲ **1988:** Played for Chicago Bruisers of Arena Football League during spring ... earned all-Arena League honors as offensive and defensive lineman ... signed as free agent with Vikings but waived after training camp. ▲ **1987:** Signed by Kansas City Chiefs during players strike ... recorded three tackles in as many games as replacement player. ▲ **College/Personal:** Two-year letterman at Southern University ... originally attended Southern on basketball scholarship and didn't begin playing football until junior year ... football and basketball standout while at American High School in Miami, Fla. ... owns degree in business management from Southern ... born April 4, 1964 in St. Thomas, Virgin Islands and lived there through junior high school days ... married during the past off-season ... he and wife, Vicki, reside in Pembroke Pines, Fla. during the off-season.

### Tackles-QB Sacks

Year	Solos	Assists	Total	QB Sacks
1987**	3	0	3	0
1990*	1	2	3	2
1991	29	11	40	2
<b>Totals</b>	<b>33</b>	<b>13</b>	<b>46</b>	<b>4</b>
Cards	29	11	40	2

\*\*Kansas City

\*Indianapolis

### Games

Games (Starts): \*1987: 3 (0), \*\*1990: 7 (0), 1991: 16 (14) —  
 Totals: 26 (14), Cards: 16 (14).

\*Kansas City \*\*Indianapolis





# KEN HARVEY

## OUTSIDE LINEBACKER

## 56

**6-3 ▲ 230 ▲ Fifth Year**  
**California ▲ First Round, 1988**

▲ *Featured in Cardinals' 1992 promotional advertising television spots with quarterback Timm Rosenbach. Filming for Harvey's spot lasted over five hours and included smoke machines, chain-link fence props, and specialized lighting.*

▲ *Before senior year in high school, dropped out of school and worked in a McDonald's franchise as a line cook.*

▲ **Pro Career:** Possesses intriguing combination of strength and speed ... has pounded opponents for 32 quarterback sacks his first four pro seasons ... last two seasons emerged as a true threat on defense as Cards converted to three-four defense to help utilize his outstanding speed and athleticism to the fullest ... assumed starting left linebacker spot after departure of eight-year veteran E.J. Junior in 1989 and hit the ground running. ▲ **1991:** Led team for second consecutive season in both quarterback sacks (9) and quarterback "hurries" (18) ... was on field for 933 of 965 defensive plays, best among Card defenders, and shared team lead with Freddie Joe Nunn with six tackles for loss ... started off season in fine fashion with two sacks, a pair of "hurries" and fumble recovery to set up Card touchdown in 24-14 win at L.A. Rams (Sept. 1) ... notched third sack of season and credited with four "hurries" in 26-10 victory at Philadelphia (Sept. 8) ... collected five solo tackles and quarterback sacks on successive fourth quarter defensive stands in 24-10 win over New England (Sept. 29), one of which resulted in fumble that teammate Nunn recovered to help seal win ... peppered Dallas quarterback Troy Aikman for three sacks in first half, totalling nine stops overall at Dallas (Nov. 3) ... collected season-high 10 tackles vs. Washington (Dec. 8) ... registered final sack of season vs. New Orleans (Dec. 22). ▲ **1990:** Cards' switch from four-three to three-four defense ignited his pass-rush ability with team-best 10 quarterback sacks and 24 "hurries" ... enjoyed pair of four-game stretches with outstanding results—41 tackles from weeks one to four, then six sacks during weeks 13-16 ... notched 11 tackles in season opener in Washington (Sept. 9) ... sailed to 12 stops and fumble recovery in 23-21 win over Philadelphia (Sept. 16), including key sack of Randall Cunningham on fourth and two play with ball in Phoenix territory ... gathered in 12 tackles vs. Washington (Sept. 30), then two quarterback sacks, shared in another and forced a fumble at N.Y. Giants (Oct. 21) ... piled up 11 stops at Buffalo (Nov. 11), then four solo tackles, a sack and an amazing seven quarterback hurries vs. Green Bay (Nov. 18) ... riddled Falcons for three quarterback sacks in 24-13 victory over Atlanta (Dec. 9) ... credited with sacks again at Dallas (Dec. 16) and vs. N.Y. Giants (Dec. 23) ... rounded out campaign with nine tackles vs. Philadelphia (Dec. 29). ▲ **1989:** Battered opponents for 87 solo stops and 120 overall, second on club to Pro Bowl safety Tim McDonald ... seven quarterback sacks led Phoenix defense ... kicked into high gear over final eight games of season with 82 tackles (74 solo) and four quarterback sacks ... first NFL starting role came in 16-13 season opening victory in Detroit with three tackles and sack ... credited with forced fumble that led to Cards score in 34-20 win over Atlanta (Oct. 22) ... posted then career-high 14 solo

*(Outside Linebacker Ken Harvey continued on page 52)*

*(Outside Linebacker Ken Harvey continued from page 51)*

tackles vs. Washington (Dec. 3), then bettered that figure when he battered Denver (Dec. 16) for 15 solo hits and his seventh quarterback sack of season ... rolled up seven or more tackles in nine games. ▲1988: Finished rookie campaign with 36 tackles and six quarterback sacks ... his sack total ranked second on club to Freddie Joe Nunn's 14 ... sacked Washington quarterback Mark Rypien for safety in 30-21 victory over Redskins (Sept. 25) ... rolled up five solo stops and sack that led to key score in 24-23 comeback win over San Francisco (Nov. 6) ... posted sacks in three consecutive games vs. Houston (Nov. 20), Philadelphia (Nov. 27) and N.Y. Giants (Dec. 4) ... also added 12 tackles in that span ... played extensively final two games of season, including more downs in last five games (195) than in first 11 (128). ▲College/Personal: First team all-Pac-10 Conference pick as senior with 103 tackles and nine sacks ... awarded defensive player-of-the-game honors in 1988 East-West Shrine Game and selected Senior Bowl most valuable player ... set weight lifting record at Cal with combined lift of 1,885 pounds (425 bench, 525 squat, 600 dead, and 335 clean) ... transferred to California from Laney (Tex.) J.C. where he was all-America honorable mention ... standout fullback and strong safety at Lanier (Tex.) High School as junior but sat out senior season ... born May 6, 1965 in Austin, Tex., Ken and his wife, Janice, reside in Phoenix with their son, Anthony (July 16, 1991).

**Tackles-QB Sacks**

Year	Solos	Assists	Total	QB Sacks
1988	33	3	36	6
1989	87	33	120	7
1990	60	39	99	10
1991	48	31	79	9
<b>Totals</b>	<b>228</b>	<b>106</b>	<b>334</b>	<b>32</b>

**Opp. Fumbles Recovered**

Year	No.	Yds.	Avg.	Long	TD
1988	0	0	0.0	0	0
1989	0	0	0.0	0	0
1990	1	0	0.0	0	0
1991	2	0	0.0	0	0
<b>Totals</b>	<b>3</b>	<b>0</b>	<b>0.0</b>	<b>0</b>	<b>0</b>

**Games**

Games (Starts): 1988: 16 (0), 1989: 16 (16), 1990: 16 (16), 1991: 16 (16) — Totals: 64 (48).



**ERIC HILL**

**INSIDE LINEBACKER**

**58**

**6-2 ▲ 250 ▲ Fourth Year**

**Louisiana State ▲ First Round-a, 1989**

▲Upon arrival in Phoenix, new Card teammate, Lance Smith, took Hill to dinner just as he had done in 1985 as an LSU senior helping recruit Hill.

▲Pro Career: Three-year starter who has lived up to his first-round draft billing in 1989 with a trio of solid and productive seasons ... has collected 294 tackles in three campaigns ... enjoyed perhaps his finest season in 1991 with team-high 108 tackles ... thick, muscular physique makes him prototype player at inside linebacker. ▲1991: Sailed to career-best 107 tackles to lead Phoenix defenders ... returned fumble 85 yards

▲▼▲▼▲ for touchdown in season-opening win at L.A. Rams (Sept. 1) for second-longest return in franchise history (Cards' Vice President/General Manager Larry Wilson holds the record with 88-yard return at Green Bay on Dec. 21, 1969) ... 46 assists also led team ... posted season-best 13 stops with nine solo tackles at Washington (Sept. 15) ... led club with 10 tackles at N.Y. Giants (Oct. 6) ... on field for all 55 defensive snaps and collected six tackles and forced fumble that set up Phoenix field-goal drive for 16-10 fourth quarter lead in victory over Atlanta (Oct. 20) ... registered five tackles before leaving game with rib injury vs. Washington (Dec. 8), then clicked for six more stops despite residual pain at Denver (Dec. 15) to hit 100-tackle plateau for first time in career. ▲1990: Led Phoenix linebackers with 61 solo tackles (96 overall) ... also credited with a forced fumble and one and one-half quarterback sacks ... contributed six tackles in 23-21 win at Philadelphia (Sept. 16) ... peppered Saints for six tackles and forced fumble on quarterback sack in New Orleans (Sept. 23), then posted season-best 11 stops vs. Washington (Sept. 30) ... totalled 14 tackles in three-game win streak vs. Green Bay, New England and Indianapolis ... credited with five tackles at Dallas (Dec. 16) before he was ejected from game after consecutive personal fouls in frustrating loss ... finished season with eight stops in finale vs. Philadelphia (Dec. 29). ▲1989: Posted 91 tackles, one quarterback sack, recovered two fumbles and forced a third, and batted down one pass ... earned numerous all-rookie acclaim (UPI, *College and Pro Football Newsweek*, *Pro Football Weekly*, and *Football Digest*) ... started 14 games at middle linebacker, missing one contest due to injury and playing in reserve role in opener vs. Detroit's "run-n'-shoot" offense ... in first NFL game, credited with two tackles on kickoff coverage units (four overall) and forced fumble on kickoff return near end of game to seal Cardinals' 16-13 victory over Detroit (Sept. 10) ... in first NFL starting assignment, piled up four solo stops in 34-24 win over Seattle (Sept. 17) ... began to showcase his wares by third game of season with 14 tackles vs. N.Y. Giants (Sept. 24), including 10 solo stops ... credited with nine tackles each vs. Philadelphia (Oct. 15) and N.Y. Giants (Nov. 5) ... suffered ankle sprain vs. L.A. Rams (Nov. 19) and sat out most of game, then was inactive vs. Tampa Bay (Nov. 26) ... returned to lineup vs. Washington (Dec. 3) but left game early when he re-aggravated the right ankle ... despite the limiting injury, played entire game vs. L.A. Raiders (Dec. 10) and responded with eight tackles, while he also separated Raiders' quarterback Steve Beuerlein from ball on first NFL sack and made recovery to set up Cards' first touchdown. ▲**College/Personal:** First-team all-Southeastern Conference selection and honorable mention all-America as senior ... three-year starter at Louisiana State ... two-time all-Houston and all-district linebacker and tight end at Ball (Galveston, Tex.) High School where he once registered six quarterback sacks, caused three fumbles, and caught a touchdown pass in one game ... education major while at Louisiana State ... born Nov. 14, 1966 in Blytheville, Ark. ... daughter Arielle (March 4, 1988) ... resides in Houston during the off-season.

### Tackles-QB Sacks

Year	Solos	Assists	Total	QB Sacks
1989	58	33	91	1.0
1990	61	35	96	1.5
1991	62	46	108	1.0
<b>Totals</b>	<b>181</b>	<b>114</b>	<b>295</b>	<b>3.5</b>

### Opp. Fumbles Recovered

Year	No.	Yds.	Avg.	Long	TD
1989	2	0	0.0	0	0
1990	0	0	0.0	0	0
1991	1	85	85.0	85	1
<b>Totals</b>	<b>3</b>	<b>85</b>	<b>28.3</b>	<b>85</b>	<b>1</b>

### Games

Games (Starts): 1989: 15 (14), 1990: 16 (16), 1991: 16 (15) — Totals: 47 (45).



# RANDAL HILL

## WIDE RECEIVER

## 81

**5-10 ▲ 177 ▲ Second Year**  
**Miami, Fla. ▲ Trade, 1991**

▲ *Nickname "Thrill" has replaced his missing middle name. Hill's parents, Helen and Ransom Hill, didn't give son Randal a middle name. "Most people don't use both. So we didn't give Randal one. We made it easy on him," explains Helen, a third-grade teacher.*

▲ *Placed second in the DHL/NFL's Fastest Man competition on June 6, 1992 in Palm Desert, Calif. with a 6.20-second clocking in the 60-yard dash. Though unseeded, Hill's 6.17-second time in the first round defeated no. 3 seed Mel Gray of Detroit (6.21). Hill then ran 6.26 to defeat top-seeded L.A. Raider Willie Gault (6.30) in the semifinals. Hill lost in the final heat to Dallas Cowboy Alexander Wright (6.14). Others in the competition were Michael Haynes (Atlanta), Dwight Stone (Pittsburgh), Clarence Verdin (Indianapolis), and James Williams (Buffalo).*

▲ **Pro Career:** Owing bonafide sub-4.3 speed in the 40, one of the fastest players in NFL and viable "home run" threat for Phoenix ... acquired nickname "Thrill" ... former first-round selection by Miami in 1991 NFL Draft (23rd overall) ... acquired by Phoenix Sept. 3 in exchange for first-round pick in '92 draft ... played in 15 games for Phoenix with four starting roles ... began season slowly but finished with 28 receptions over last half of season, giving him 43 catches for 495 yards (11.5-yard average) with one touchdown to rank third among rookie wide receivers (Lawrence Dawsey, Tampa Bay-55; Mike Pritchard, Atlanta-50) ... caught first professional pass at Washington (Sept. 15), an 11-yarder from Tom Tupa ... snared three passes the following week vs. Dallas (Sept. 22), then led club with six grabs for 65 yards at N.Y. Giants (Oct. 6) ... caught first touchdown pass with acrobatic leaping catch on 31-yard loft from Tupa to pull Cards even with Falcons at 10-10 in third quarter of 16-10 victory over Atlanta (Oct. 20) ... hauled in four passes for 38 yards in first starting role at San Francisco (Nov. 17), then set career-best numbers with seven pass catches for 80 yards vs. Philadelphia (Nov. 24) ... saw touchdown catch at Denver (Dec. 15) nullified after he was pushed out of bounds while running down sideline during pass route ... rounded out line rookie season with five receptions for 65 yards vs. New Orleans (Dec. 22) ... also returned eight kickoffs for 113 yards (14.1-yard average) ... in only game with Miami, returned kickoff 33 yards in season opener. ▲ **College/Personal:** Four-year letterman and three-year starter for University of Miami ... played on Hurricanes' 1987 and '89 national championship teams ... finished collegiate career with 107 catches for 1,643 yards (15.4-yard average) with 11 touchdowns ... holds school's all-time kickoff return records with 54 returns for 1,169 yards (21.6-yard average) ... recorded 44 catches for 653 yards (14.8-yard average) as senior ... began collegiate career as defensive back but moved to receiver in first month of season ... became first Miami athlete to qualify for NCAA National Indoor Track Championships in Indianapolis in March, 1990 ... qualified for meet with 21.60 clocking in 200 meters ... earned national all-America notice while at Killian High School in Miami ... recorded 12 interceptions as prep junior ... holds degree in sociology ... born Sept. 21, 1969 in Miami.

**Receiving**

Year	No.	Yds.	Avg.	Long	TD
1991*	43	495	11.5	311	1
<b>Totals</b>	<b>43</b>	<b>495</b>	<b>11.5</b>	<b>311</b>	<b>1</b>
<b>Cards</b>	<b>43</b>	<b>495</b>	<b>11.5</b>	<b>311</b>	<b>1</b>

\*Miami: 1 game

**Kickoff Returns**

Year	No.	Yds.	Avg.	Long	TD
1991*	9	146	16.2	33	0
<b>Totals</b>	<b>9</b>	<b>146</b>	<b>16.2</b>	<b>33</b>	<b>0</b>
<b>Cards</b>	<b>8</b>	<b>113</b>	<b>14.1</b>	<b>25</b>	<b>0</b>

\*Miami: 1 game

**Games**

**Games (Starts):** \*1991: 16 (4) — **Totals:** 16 (4). **Cards:** 15 (4).

\*Miami: 1 game

**Single-Game Bests**

**Yards Receiving:** 80 vs. Philadelphia, Nov. 24, 1991.  
**Receptions:** 7 vs. Philadelphia, Nov. 24, 1991. **Longest Reception:** 311 vs. Atlanta, Oct. 20, 1991. **TDs Receiving:** 1 vs. Atlanta, Oct. 20, 1991.

**STEVE HYCHE****INSIDE LINEBACKER****97**

**6-2 ▲ 252 ▲ Third Year**  
**Livingston ▲ Free Agent, 1991**

▲ *Following high school, spent three years hauling wood pulp and felling trees as a lumberjack. Lost two confrontations with chain saws, the first to his calf (46 stitches), the other to his arm (36 stitches).*

- ▲ *One of 30 players from the inaugural World League season to make a 1991 NFL roster, and one of only 10 to be protected during Plan B in 1992.*
- ▲ *To convert from outside to inside linebacker, Hyche pushed weight from 226 to 252 pounds during the past off-season by eating five meals a day. A diet that included five steaks per day was not unusual. "I never get full, I just get tired of chewing," says the former 170-pound all-Alabama high school quarterback.*

▲ **Pro Career:** Talented role player and special teams performer ... former free agent with Chicago Bears (1989) and World League's Birmingham Fire (1991) ... one of top special teamers on Phoenix roster. ▲ **1991:** Signed as free agent June 13 and proceeded to lead Cards special teams with 41 "blocks" while finishing third with 11 tackles and two fumble recoveries ... also added 10 tackles from scrimmage ... recovered fumble on punt coverage team that set up game-clinching field goal late in fourth quarter of 24-14 season-opening win at L.A. Rams (Sept. 1) ... recovered muffed punt vs. Washington (Dec. 8) to set up Cards' first points of game ... posted season-best three solo tackles from scrimmage at Minnesota (Oct. 13) ... collected 32 tackles for World League's 5-5 Fire that lost to Barcelona in playoff semi-final contest ... also added three sacks and one forced fumble. ▲ **1990:** Waived by Bears prior to start of season ... spent two weeks on practice roster with Ottawa of Canadian Football League. ▲ **1989:** Signed as free agent with Chicago May 4 ... waived Sept. 5, then placed on developmental squad the next

*(Inside Linebacker Steve Hyche continued on page 56)*

(Inside Linebacker Steve Hyche continued from page 55)

day ... activated Sept. 29 and saw action in six games before suffering broken thumb ... placed on injured reserve list Nov. 8 through remainder of season. ▲College/Personal: Started all 44 games during impressive collegiate career at Livingston in Alabama ... led team with 99 tackles and four sacks as senior ... three-time all-Gulf South conference performer ... played quarterback at Cordova (Ala.) High School ... born June 12, 1963 in Jasper, Ark. ... resides in Cordova in the off season with his son, Tyler (Jan. 12, 1988) and daughter, Stevi (Jan. 21, 1990).

### Tackles—QB Sacks

Year	Solos	Assists	Total	QB Sacks
1989*	0	0	0	0
1991	7	3	10	0
<b>Totals</b>	<b>7</b>	<b>3</b>	<b>10</b>	<b>0</b>
<b>Cards</b>	<b>7</b>	<b>3</b>	<b>10</b>	<b>0</b>

\*Chicago

### Opp. Fumbles Recovered

Year	No.	Yds.	Avg.	Long	TD
1989*	0	0	0.0	0	0
1991	1	0	0.0	0	0
<b>Totals</b>	<b>1</b>	<b>0</b>	<b>0.0</b>	<b>0</b>	<b>0</b>
<b>Cards</b>	<b>1</b>	<b>0</b>	<b>0.0</b>	<b>0</b>	<b>0</b>

\*Chicago

### Games

Games (Starts): \*1989: 6 (0), 1990: - (-), 1991: 16 (0) — Totals: 22 (0), Cards: 16 (0).

\*Chicago



# JOHN JACKSON

WIDE RECEIVER

80

6-0 ▲ 183 ▲ Third Year

Southern California ▲ Free Agent, 1990

▲ Jackson played for the California Angels' affiliate at Midland of the AA Texas League in 1992, batting .291 with 12 stolen bases, a .374 on-base percentage, and a .358 slugging percentage. He owned a nine-game hitting streak prior to the Cardinals' training camp.

▲ Originally selected by the San Francisco Giants in the fifth round of the 1990 baseball draft.

▲ Pro Career: Free agent signee who battled through training camp and preseason to earn spot on 47-man roster ... talented special teams player who also saw brief action at wide receiver last year. ▲ 1991: Played in all 16 games, turning in solid effort on special teams as both cover man and punt returner ... brought back 31 punts for 244 yards (7.9-yard average) and collected six tackles on kick coverage units ... also grabbed eight passes for 108 yards (13.5-yard average) ... caught first NFL pass, a 30-yarder from Tom Tupa, in 26-10 win at Philadelphia (Sept. 8) ... pulled in season-high three passes for 46 yards (15.3-yard average) at Minnesota (Oct. 13) ... posted punt return average of 10 yards or better on four occasions ... returned three punts for 37 yards (12.7-yard average) with season-long 19-yarder at Dallas (Nov. 3), then came back the following week vs. N.Y. Giants (Nov. 10) for 47 return yards on four attempts (11.8-yard average) with another 19-yarder ... also returned a pair of kickoffs for 41 yards (20.5-yard average).

▲1990: Defied odds to earn roster spot as free agent ... on inactive list for first five games, relegated to developmental squad for two more weeks, then elevated back to active roster for week nine when J.T. Smith suffered ankle injury ... performed solid chore as "bullet" on kick coverage units, posting six tackles ... in first pro game, recovered fumble on punt in Miami (Nov. 4) ... saw only limited time as wide receiver.  
 ▲College/Personal: Record-setting receiver at Southern California who finished collegiate career as school's all-time leading receiver with 163 receptions for 2,379 yards ... also holds Trojan mark for longest scoring play in school history with 87-yard pass play ... all-Pac-10 Conference centerfielder for USC baseball team with .356 batting average, four home runs and 21 stolen bases ... all-league prep standout at Bishop Amat High School in La Puente, Calif. in both football and baseball ... father, John, is former football assistant at USC and now an executive with Prime Ticket cable television services ... awarded degree in business finance with 3.30 grade-point average and enrolled in graduate school ... born Jan. 1, 1967, Brooklyn, N.Y. ... single ... resides in Phoenix.

### Receiving

Year	No.	Yds.	Avg.	Long	TD
1990	0	0	0.0	0	0
1991	8	108	13.5	30	0
<b>Totals</b>	<b>8</b>	<b>108</b>	<b>13.5</b>	<b>30</b>	<b>0</b>

### Kickoff Returns

Year	No.	Yds.	Avg.	Long	TD
1990	0	0	0.0	0	0
1991	2	41	20.5	21	0
<b>Totals</b>	<b>2</b>	<b>41</b>	<b>20.5</b>	<b>21</b>	<b>0</b>

### Punt Returns

Year	No.	Yds.	Avg.	Long	TD
1990	0	0	0.0	0	0
1991	31	244	7.9	19	0
<b>Totals</b>	<b>31</b>	<b>244</b>	<b>7.9</b>	<b>19</b>	<b>0</b>

### Games

Games (Starts): 1990: 9 (0), 1991: 16 (3) — Totals: 25 (3).



# GARTH JAX

## INSIDE LINEBACKER

53

**6-3 ▲ 240 ▲ Seventh Year**  
**Florida State ▲ Plan B Free Agent, 1989**

▲In Cards' injury-riddled 1989 season, even Bible study proved unsafe as Jax suffered whiplash in an auto accident returning from class on Oct. 12. He played the following Sunday.

▲Also suffered freak injury in 1990 when his left foot was mauled while attempting to stop a fight between two dogs before the Dec. 2 game against Indianapolis. He managed to play against the Colts despite wounds that required so much wrap and padding he was forced to borrow the size 13EEE left shoe of tackle Tootie Robbins.

▲Pro Career: Signed by Cardinals as Plan B free agent April 1, 1989 ... persevering, dedicated individual who was a longshot as 11th round pick by Dallas in 1986 ... stepped into starting role in fourth game of 1990 season when Phoenix switched to

*(Inside Linebacker Garth Jax continued on page 58)*

*(Inside Linebacker Garth Jax continued from page 57)*

three-four defensive alignment and played solidly ... superior special teams performer with fine mobility and football instincts. ▲1991: Played in 12 games, starting first nine contests, and registered 52 tackles before finishing season on injured reserve list with pinched nerve in neck ... compiled 10 tackles at Philadelphia (Sept. 8) and hit Eagles' Keith Byars as he released ball on option pass that teammate Aeneas Williams intercepted to set up score as Cards won 26-10 ... led club with six tackles vs. Dallas (Sept. 22) ... registered seven tackles at Minnesota (Oct. 13) then eight stops in return match with Vikings (Oct. 27), his final starting role of season as the pinched nerve began to flare up ... placed on injured reserve list Nov. 21 for remainder of season. ▲1990: Cruised to career-best 70 tackles and three quarterback sacks ... eclipsed previous 51-game career total of 14 tackles from scrimmage in first four games as starter ... registered just four tackles in first four games before starting at inside linebacker in revamped three-four defensive scheme ... made immediate impact in initial game as starter with first professional interception in 20-3 win over former Dallas teammates (Oct. 14) ... authored fine three-game stretch with six tackles and sack vs. Chicago (Oct. 28), season-best 10 solo stops, 11 overall in Miami (Nov. 4), then eight tackles and two quarterback hurries in Buffalo (Nov. 11) ... registered four tackles and a sack in back-to-back games vs. Green Bay (Nov. 18) and in 34-14 triumph over New England (Nov. 25) ... collected six stops in wins vs. Indianapolis (Dec. 2) and Atlanta (Dec. 9) despite painful foot as result of dog bites in freak event ... produced seven tackles and second theft of season in return match at Dallas (Dec. 16) ... also provided seven special teams tackles and 20 "blocks" on return units, good for fifth-best on club. ▲1989: Finished as club leader with 30 special teams tackles, nearly double the total of his nearest teammate (Michael Zordich, 18) ... totaled seven tackles in plays from scrimmage ... "hit for the cycle" with three tackles (kickoff return, punt return, scrimmage) vs. L.A. Raiders (Dec. 10) ... impressed his former Cowboy teammates with a pair of coverage tackles vs Dallas (Nov. 12) ... racked up four stops overall at N.Y. Giants (Sept. 24). ▲1988: Named special teams player-of-the-year by Cowboys' coaching staff ... opened season at right linebacker ... rolled up season-best six tackles in season opener vs. Pittsburgh (Sept. 4), his first NFL start ... started at left outside linebacker vs. Cincinnati (Nov. 20) and Houston (Nov. 24) ... played on all coverage and return units ... led special teams with 24 tackles, including game ball in 24-17 win over Washington (Dec. 11). ▲1987: Played three games with casted broken wrist, thinking it was just a sprain before team doctors insisted he undergo surgery ... spent last nine games on injured reserve ... played in just three contests, primarily on special teams. ▲1986: Released on final roster cutdown but re-signed in time for season opener ... turned in solid effort on special teams ... saw limited time as reserve outside linebacker ... played in all 16 games. ▲College/Personal: Overcame several injuries during collegiate career at Florida State, battling back to lead Seminoles with six quarterback sacks as senior in 1985 ... Houston native who led his Jesuit High School squad to 4-A state title three of his four years ... active in Fellowship of Christian Athletes, Christian Athletes Ministries ... kidney and spleen injuries as Florida State junior nearly ended his football career ... the Cardinals' nominee for the 1990 Travelers NFL Man-of-the-Year Award for his community interest and efforts ... building non-profit community center for underprivileged children in Tallahassee, Fla. due to open in 1993 ... polished public speaker ... born Sept. 16, 1963 ... he and his wife, Elizabeth, reside in Tempe, Arizona.



**Tackles—QB Sacks**

Year	Solos	Assists	Total	QB Sacks
1986*	1	0	1	0
1987*	0	0	0	0
1988*	7	6	13	0
1989	2	2	4	0
1990	47	23	70	3
1991	33	19	52	0
<b>Totals</b>	<b>90</b>	<b>50</b>	<b>140</b>	<b>3</b>
<b>Cards</b>	<b>82</b>	<b>44</b>	<b>126</b>	<b>3</b>

\*Dallas

**Opp. Fumbles Recovered**

Year	No.	Yds.	Avg.	Long	TD
1986*	0	0	0.0	0	0
1987*	0	0	0.0	0	0
1988*	1	0	0.0	0	0
1989	0	0	0.0	0	0
1990	0	0	0.0	0	0
1991	0	0	0.0	0	0
<b>Totals</b>	<b>1</b>	<b>0</b>	<b>0.0</b>	<b>0</b>	<b>0</b>
<b>Cards</b>	<b>0</b>	<b>0</b>	<b>0.0</b>	<b>0</b>	<b>0</b>

\*Dallas

**Interceptions**

Year	No.	Yds.	Avg.	Long	TD
1986*	0	0	0.0	0	0
1987*	0	0	0.0	0	0
1988*	0	0	0.0	0	0
1989	0	0	0.0	0	0
1990	2	5	2.5	4	0
1991	0	0	0.0	0	0
<b>Totals</b>	<b>2</b>	<b>5</b>	<b>2.5</b>	<b>4</b>	<b>0</b>
<b>Cards</b>	<b>2</b>	<b>5</b>	<b>2.5</b>	<b>4</b>	<b>0</b>

\*Dallas

**Games**

**Games (Starts):** \*1986: 16 (0), \*1987: 3 (0), \*1988: 16 (2), 1989: 16 (0), 1990: 16 (12), 1991: 12 (9) — **Totals:** Overall 79 (23); Cards 44 (21).

\*Dallas

**Additional Statistics:** Returned two kickoffs for 17 yards, 1990.

**JOHNNY JOHNSON****RUNNING BACK****39****6-3 ▲ 220 ▲ Third Year****San Jose State ▲ Seventh Round, 1990**

▲ *The "find" of the 1990 NFL draft when he earned a Pro Bowl berth after selection by Cards in seventh round.*

▲ *First player in NCAA history to rush for more than 1,200 yards (1,219) and catch more than 60 passes in a season (61) as junior.*

▲ *As a junior at SJSU, joined basketball team as walk-on and scored 23 points and grabbed 12 rebounds against national powerhouse Nevada-Las Vegas in 1989.*

▲ **Pro Career:** Consensus all-rookie pick in 1990 who defied odds as seventh-round draft pick to climax a sensational rookie season with voting to the NFC Pro Bowl roster ... combines fine size, deceptive speed and ability as pass receiver out of backfield to emerge as one of the league's bright stars of the future. ▲ **1991:** Started 14 of 15 games and collected team-high 666 yards rushing on 196 attempts (3.4-yard average) with four touchdowns ... also finished with 29 pass receptions for 225 yards (7.8-yard average) and a pair of scores ... reported late to training camp July 30 (two weeks after July 16 reporting date) ... suffered arch injury in preseason finale vs. Denver (Aug. 23), resulting in being inactive for season-opener at L.A. Rams (Sept. 1) ... collected 54 yards on 19 attempts at Philadelphia (Sept. 8), and rambled 51 yards for touchdown with swing pass from Tom Tupa in first

*(Running back Johnny Johnson continued on page 60)*

*(Running Back Johnny Johnson continued from page 59)*

quarter of 26-10 victory ... blitzed to 89 yards on 18 tries in first half vs. Dallas (Sept. 22), but was then harnessed to just six yards on as many attempts in second half ... snared 15-yard scoring toss from Tupa in corner of end zone in 24-10 victory over New England (Sept. 29) ... flashed Pro Bowl form of year ago with 105 yards total offense—73 yards rushing (5.2-yard average) and five pass catches for 32 yards—at N.Y. Giants (Oct. 6) ... powered to 59 yards on eight attempts in first quarter in 16-10 triumph vs. Atlanta (Oct. 20), 11 for 66 yards by halftime ... also galloped for pair of season-long 21-yard bursts vs. Falcons ... scored to 73 first-half rushing yards at Dallas (Nov. 3), 19-89 yards for the game ... scored from one and three yards out vs. Washington (Dec. 8). ▲1990: Though he missed two full games and three quarters of another due to an ankle sprain, still collected 926 yards rushing and 241 receiving (25 receptions) to gain NFL rookie-of-the-year honors by both the Washington, D.C. Touchdown Club and NFL Players Association ... though he finished second to Dallas Cowboys' Emmitt Smith (937 yards) among rookie rushers, bettered Smith in overall yardage (1,167-1,165) and rushing average (4-3.9) ... led NFC with 185 rushing attempts for 801 yards through 11 weeks before spraining right ankle vs. Green Bay (Nov. 18) ... with top draft pick Anthony Thompson's late arrival at training camp (protracted contract negotiations), stepped into starting lineup during pre-season, then started season opener in R.F.K. Stadium and led club in both rushing (54 yards) and receiving (99 yards) ... those 99 yards through the air were most by Cardinal running back since 1984 (Otis Anderson, 12-124 vs. Washington, Dec. 16) ... powered to 88 yards on 22 attempts in 23-21 victory over Philadelphia (Sept. 16), including 22-yard sprint to corner of end zone for first Phoenix touchdown of season and first points of Joe Bugel era ... collected 68 yards on 22 tries at New Orleans (Sept. 23) with 49 yards in first half, then sailed to 91 first-half yards vs. Washington (Sept. 30), but held to just two yards by Redskins in second half ... recorded first 100-yard rushing game by Cardinal in two years with 19 attempts for 120 yards in 20-3 victory over Dallas (Oct. 14) ... ploughed to 108 yards on 30 carries the next week in Giants Stadium (Oct. 21), the first 100-yard rushing game allowed by the N.Y. defense in 20 contests, while his 30 rushing attempts were most by Cardinal since 1982 (Otis Anderson, 30-110 vs. Dallas, Dec. 26) ... ran inside and out for 74 yards vs. Chicago (Oct. 28), including 21-yard scoring sprint on fourth and one play ... ran into stiff resistance the next two weeks with just 27 yards in Miami (Nov. 4) and 66 yards at Buffalo (Nov. 11), both among the top-rated AFC defenses at the time ... rebounded for 105 yards on 15 attempts vs. Green Bay (Nov. 18), including season-best 6.9 rushing average and 41-yard run, but suffered ankle injury that relegated him to inactive status vs. New England (Nov. 25) ... managed 22 yards in 20-17 win over Indianapolis (Dec. 2), then combined for just 103 yards the final three games as the ankle was slow to heal ... in his absence from the lineup, however, teammate Thompson rushed for 136 yards vs. Patriots (Nov. 25), 74 vs. Indianapolis (Dec. 2) and 96 in Atlanta (Dec. 9) ... scored pair of touchdowns in Pro Bowl (23-21 AFC win) on runs of one and nine yards, and gained 32 yards on 10 carries with one pass reception for 10 yards as well. ▲College/Personal: Left San Jose State with 10 school records as one of finest athletes the school produced ... as a junior in 1988, became first player in NCAA history to rush for more than 1,200 yards (1,219) and catch at least 60 passes (61) in a season ... became first player in school history to lead team in rushing, receiving and kickoff returns in same season ... one of three SJSU football players to complete the school's basketball season after player defections, starting all 12 of his appearances and averaging 11.2 points and 6.5 rebounds per game as 6-2 forward ... registered 23 points and 12 rebounds against national basketball power UNLV in 1989 ... led squad in rebounding, field goal percentage (51 percent), three-point percentage (40 percent) and assists (3.2 per game) ... attended Santa Cruz High School ... born June 11, 1968 ... single ... resides in Phoenix.

**Rushing**

Year	No.	Yds.	Avg.	Long	TD
1990	234	926	4.0	41	5
1991	196	666	3.4	21	4
<b>Totals</b>	<b>430</b>	<b>1,592</b>	<b>3.7</b>	<b>41</b>	<b>9</b>

**Receiving**

Year	No.	Yds.	Avg.	Long	TD
1990	25	241	9.6	35	0
1991	29	225	7.8	51t	2
<b>Totals</b>	<b>54</b>	<b>466</b>	<b>8.6</b>	<b>51t</b>	<b>2</b>

**Games**

Games (Starts): 1990: 14 (14), 1991: 15 (14) — Totals: 29 (28).

**Single-Game Bests**

Yards Rushing: 120 vs. Dallas, Oct. 14, 1990. Rushing Attempts: 30 at N.Y. Giants, Oct. 21, 1990. Longest Rush: 41 vs. Green Bay, Nov. 18, 1990. TDs Rushing: 2 vs. Washington, Dec. 8, 1991. Yards Receiving: 99 at Washington, Sept. 9, 1990. Receptions: 6 at Washington, Sept. 9, 1990. Longest Reception: 51t at Philadelphia, Sept. 8, 1991. TDs Receiving: 1 at Philadelphia, Sept. 8, 1991; vs. New England, Sept. 29, 1991.

**ERNIE JONES****WIDE RECEIVER****86**

**6-0 ▲ 200 ▲ Fifth Year**  
**Indiana ▲ Seventh Round, 1988**

▲ *Indiana's first football all-America in 20 years. Named Big Ten Conference most valuable player over such standouts as Lorenzo White (Michigan State), Jamie Morris (Michigan), and Chris Spielman (Ohio State).*

▲ *Caught quarterback Neil Lomax's last touchdown pass, a 93-yarder vs. Philadelphia on Dec. 10, 1988, the fifth-longest pass play in franchise history and the longest scoring connection since 1958.*

▲ **Pro Career:** Rose from status as seventh-round draft choice in 1988 to entrench himself as the club's third wideout as rookie, contributed as part-time starter for two years, then earned starting role last season ... three-year career average-per-catch figure of 17.2 ... has shown ability to gain considerable yardage after the catch. ▲ **1991:** Started all 16 games and led team with career-best 61 receptions for 957 yards (15.7-yard average) and four touchdowns ... snared a pair of passes for 38 yards, including 28-yard scoring strike from Tom Tupa in 24-14 victory at L.A. Rams (Sept. 1) ... hauled in just two passes the next week in Philadelphia (Sept. 8), but the first was a 53-yarder in second quarter scoring drive of Cards' 26-10 triumph ... matched previous career-best with eight receptions vs. Dallas (Sept. 22) ... registered six grabs for 116 yards in first half to finish with career-high 145 yards on eight receptions in 24-10 win over New England (Sept. 29) ... coupled with his 8-92 day the week prior, gave him 16 receptions for 237 yards in two-game span for a stretch of 33 games to find a Cardinal receiver with more catches over a two-

*(Wide Receiver Ernie Jones continued on page 62)*

*(Wide Receiver Ernie Jones continued from page 61)*

game span (J.T. Smith, 19, weeks five-six in 1989), and 43 games to find a receiver with more yardage in consecutive contests (Roy Green, 269, weeks 10-11 in 1988) ... pulled in three passes for 31 yards in second half, including key 13-yarder on third and nine situation in third quarter to keep scoring drive going in 16-10 win over Atlanta (Oct. 20) ... shut out for only time in season at Dallas (Nov. 3), but rebounded with five receptions for 99 yards vs. N.Y. Giants (Nov. 10) ... authored acrobatic catch in end zone on 26-yard toss from Stan Gelbaugh for touchdown with 5:17 remaining in game in narrow 14-10 loss in San Francisco (Nov. 17) ... rang up 84 yards on four catches at Denver (Dec. 15), highlighted by a 45-yard scoring play when he took a quick hitch pass from Chris Chandler, broke tackle, and managed to remain in bounds and race down sideline for a score ... also rushed five times for 24 yards (4.8-yard average). ▲1990: Earned starting role by eighth game of season and contributed 43 catches for 724 yards (16.8-yard average) with career-high four touchdowns ... in his eight starting roles, gathered in 33 passes for 600 yards (18.2-yard average) and all four scores ... collected just 10 aerials as third or fourth receiver through first seven contests, but inserted into starting lineup in place of veteran J.T. Smith at Miami (Nov. 4) and responded with four grabs for 44 yards ... caught 29-yard touchdown toss from quarterback Timm Rosenbach the following week at Buffalo (Nov. 11), then cruised to season-best seven receptions for 117 yards (16.7 average) with scoring strikes of 22 and 25 yards vs. Green Bay (Nov. 18) ... collected 16 passes over the next four games, including long receptions of 42, 36, 34 and 23 yards ... gathered in four passes for 130 yards in second half vs. N.Y. Giants (Dec. 23), including 68-yard touchdown play from Rosenbach, the longest play allowed by the Giants in 1990 ... did not play in season finale vs. Philadelphia (Dec. 29) due to sprained ankle ... also rushed four times for 33 yards (8.3-yard average). ▲1989: Sailed to 838 receiving yards on 45 receptions last year in 10 starting roles, four for Green (clavicle) and six for Smith (ankle) ... his 19.6-yard average-per-catch mark ranked third in the NFC behind the Rams' Flipper Anderson (26-yard average) and Henry Ellard (19.7-yard average) ... in first NFL start, cruised to eight receptions for 114 yards vs. Philadelphia (Oct. 15) in place of the injured Green ... man of the hour in 24-20 thriller over Dallas (Nov. 12) when he caught 38-yard touchdown pass from Tom Tupa with 6:25 left in game, then answered a 75-yard Dallas touchdown play with a 72-yard bomb from Tupa with 1:43 left ... caught just three passes in that game, but averaged 46.5 yards on the day ... snared four aerials for 97 yards vs. L.A. Raiders (Dec. 10), including 35-yard scoring pass after he was helped to sidelines from fierce hit earlier in the drive ... then sustained collarbone/shoulder injury that prevented him from play vs. Denver (Dec. 16) ... returned in season-finale vs. Philadelphia (Dec. 24) to haul in five passes for 76 yards ... also saw duty as kickoff returner, with seven returns for 117 yards (17.7-yard average) and gained 18 yards on reverse vs. N.Y. Giants (Nov. 5). ▲1988: Led club in average-per-catch with 21.6-yard figure on 23 receptions for 496 yards with 3 touchdowns ... set up game-winning score when he parlayed short crossing pattern into 42-yard gain, shedding three Dallas tacklers to place ball at three-yard line with 1:16 remaining in 16-10 road victory over Cowboys (Oct. 31) ... responded with four clutch grabs in final three minutes of 24-23 comeback win over San Francisco (Nov. 6) ... a 17-yarder set up his own five-yard touchdown catch, while receptions of 15 and 25 yards, the latter with six seconds left in the game, kept alive the game-winning scoring drive ... snared six passes for 166 yards vs. Philadelphia (Dec. 10), including four in third-down situations and a 93-yard scoring toss from quarterback Neil Lomax ... seven of his receptions were good for 25 yards or more ... returned 11 kickoffs for 147 yards in mid-season when Stump Mitchell suffered ankle

injury and Vai Sikahema was on injured reserve list. **▲College/Personal:** Snared 126 passes for 2,211 yards (17.5-yard average) with 19 touchdowns at Indiana ... all-America pick and Big Ten Conference most valuable player as senior ... all-conference, all-city and all-Indiana pick as senior receiver at Elkhart Memorial High School ... also played running back and defensive back ... all-Indiana pick in basketball, averaging 24 points per game ... criminal justice major ... born Dec. 16, 1964 ... resides in Tempe with wife, Kimberly.

## Receiving

Year	No.	Yds.	Avg.	Long	TD
1988	23	496	21.6	93t	3
1989	45	838	18.6	72t	3
1990	43	724	16.8	68t	4
1991	61	957	15.7	53	4
<b>Totals</b>	<b>172</b>	<b>3,015</b>	<b>17.5</b>	<b>93t</b>	<b>14</b>

## Kickoff Returns

Year	No.	Yds.	Avg.	Long	TD
1988	11	147	13.4	22	0
1989	7	124	17.7	27	0
1990	0	0	0	0	0
1991	0	0	0	0	0
<b>Totals</b>	<b>18</b>	<b>271</b>	<b>15.1</b>	<b>27</b>	<b>0</b>

## Games

**Games (Starts):** 1988: 16 (0), 1989: 15 (10), 1990: 15 (8), 1991: 16 (16) — **Totals:** 62 (34).

**Additional Statistics:** Rushed four times for 33 yards (8.3 avg.), 1990; rushed five times for 24 yards (4.8 avg.), 1991.

## Single-Game Bests

**Yards Receiving:** 145 vs. New England, Sept. 29, 1991; **Receptions:** 8 vs. Philadelphia, Oct. 15, 1989; vs. New England, Sept. 29, 1991; **Longest Reception:** 93t vs. Philadelphia, Dec. 10, 1988; **TDs Receiving:** 2 vs. Dallas, Nov. 12, 1989; vs. Green Bay, Nov. 18, 1990



# JOCK JONES

## OUTSIDE LINEBACKER

## 55

**6-2 ▲ 227 ▲ Third Year**  
**Virginia Tech ▲ Free Agent, 1991**

▲ *As a Cleveland Brown, entered pro ranks in grand style with a blocked punt in his first NFL game at New Orleans on Oct. 14, 1990.*

▲ **Pro Career:** Acquired by Phoenix as free agent Nov. 13, 1991 ... played in five games with Cardinals after nine contests with Cleveland ... originally Browns' eighth-round selection in 1990 NFL Draft ... talented special teams performer. **▲1991:** Signed with Phoenix for final five games, collecting just one tackle from scrimmage but three stops on special teams ... also credited with a pair of tackles inside the 20-yard line on coverage units ... in nine games with Browns, posted nine tackles on special teams (second on club) and two tackles from scrimmage ... waived by Browns Nov. 6. **▲1990:** Played in 11 games as rookie with seven special teams stops and one blocked punt at New Orleans (Oct. 14), his first NFL game ... inactive for first five

*(Outside Linebacker Jock Jones continued on page 64)*

(Outside Linebacker Jock Jones continued from page 63)

games of season. **▲ College/Personal:** Two-year starter at outside linebacker for Virginia Tech ... began college career at tailback, then made conversion to defense as sophomore ... rushed for 1,306 yards as senior running back at Lee-Davis High School (Ashland, Va.) ... also competed as hurdler in track ... majored in sociology while in college ... born March 13, 1968 in Ashland where he resides during off-season.

### Tackles—QB Sacks

Year	Solos	Assists	Total	QB Sacks
1991	13	8	21	0
<b>Totals</b>	<b>13</b>	<b>8</b>	<b>21</b>	<b>0</b>

### Games

Games (Starts): 1991: 16 (1) — Totals: 16 (1)



## MIKE JONES

DEFENSIVE END

75

6-4 ▲ 285 ▲ Second Year  
North Carolina State ▲ Second Round, 1991

▲ Played prep football for his father, Dave Jones, at C.A. Johnson High School in Columbia, S.C. The young Jones played quarterback, tight end, and linebacker.

▲ **Pro Career:** Adjusted by midway through season to contribute 21 tackles, including 12 in the season's final four games ... played in all 16 contests with one starting assignment ... posted three solo tackles at Minnesota (Oct. 13) ... saw action for just 11 plays vs. Philadelphia (Nov. 24) but collected three stops ... with nose guard Jim Wahler (hand) injured, awarded first pro start at Denver (Dec. 15) and registered seven tackles, including a batted pass that teammate Craig Patterson gathered in for interception to set up third quarter field goal ... credited with two tackles and quarterback hurry in season finale vs. New Orleans (Dec. 22). **▲ College/Personal:** Collected 152 tackles, 21 quarterback sacks, 43 quarterback pressures and 28 tackles for loss in four-year career at N.C. State ... led Wolfpack with 10 tackles and 20 pressures as all-Atlantic Coast Conference selection as senior ... converted to defensive line at NCSU from linebacker and tight end as prep star at C.A. Johnson High in Columbus, South Carolina where he played for his father, Dave Jones ... collected 160 tackles and four interceptions at linebacker and registered 42 pass receptions for 460 yards (10.9-yard average) as all-South Carolina tight end ... also won district title in the shot put ... economics and business major at N.C. State ... born August 25, 1969 in Columbus, S.C. ... single ... resides in Tempe, Ariz.

### Tackles—QB Sacks

Year	Solos	Assists	Total	QB Sacks
1991	13	8	21	0
<b>Totals</b>	<b>13</b>	<b>8</b>	<b>21</b>	<b>0</b>

### Games

Games (Starts): 1991: 16 (1) — Totals: 16 (1)



# TIM JORDEN

## TIGHT END/H-BACK

## 85

**6-3 ▲ 235 ▲ Third Year**  
**Indiana ▲ Free Agent, 1989**

▲ *Played collegiately at Indiana with Cardinal teammates Ernie Jones and Anthony Thompson.*

▲ *Freshman starter on Ohio state championship basketball team at Fenwick High School in his native Middletown.*

▲ **Pro Career:** Signed by Cardinals in spring of 1989, then earned spot on 47-man roster each of last two seasons after spending rookie year on developmental squad ...

▲ **1991:** Played in 16 games with nine starts at H-back ... snared 15 passes for 127 yards (8.5-yard average) ... with Tom Tupa at quarterback, assumed duty as holder for field goal and point-after-touchdown attempts ... started at tight end in place of Walter Reeves (knee) at Washington (Sept. 15) and corralled five passes for 36 yards (7.2-yard average) ... snared two passes in each of three other contests ... also provided 28 "blocks" on special teams, fourth on club. ▲ **1990** Utilized as swing-man between tight end and H-back ... played in all 16 games with 11 starting roles ... caught two passes for 10 yards (5-yard average) ... caught first NFL pass at N.Y. Giants (Oct. 21) ... elevated to starting lineup at H-back vs. Washington (Sept. 30) after Ron Woffley suffered shoulder injury, then maintained spot through remainder of season. ▲ **1989:** Impressed with fine training camp and preseason to earn spot on developmental squad for entire year ... finished preseason with four receptions for 47 yards (11.8-yard average), including three in fourth-quarter scoring drive to tie game at 10-10 vs. Seattle in preseason (Aug. 11), a game the Cards lost in overtime. ▲ **College/Personal:** Two-year starter while at Indiana, earning honorable mention all-America acclaim as senior ... caught 23 passes for 265 yards as senior and 29 for 337 yards as junior ... holder for points after touchdown and field goals for four seasons ... all-Ohio tight end and deep back at Fenwick High School in Middletown, Ohio... also lettered four years in basketball and was member of Ohio Class A state championship team as freshman ... earned all-Ohio hoops honors as senior ... awarded with degree in finance from Indiana ... born Oct. 30, 1966 ... he and wife, Laura, reside in Phoenix, Ariz.

### Receiving

Year	No.	Yds.	Avg.	Long	TD
1990	2	10	5.0	6	0
1991	15	127	8.5	19	0
<b>Totals</b>	<b>17</b>	<b>137</b>	<b>8.1</b>	<b>19</b>	<b>0</b>

### Games

**Games (Starts):** 1989: 0 (0), 1990: 16 (11), 1991: 16 (9) —  
**Totals:** 32 (20).



# KANI KAUAHI

## CENTER

## 57

**6-3 ▲ 275 ▲ Tenth Year**  
**Hawaii ▲ Plan B Free Agent, 1989**

▲ *Now plays professionally on the same field—Sun Devil Stadium—where he began his collegiate career as an Arizona State Sun Devil. He played three seasons at ASU before transferring to Hawaii for his senior campaign.*

▲ **Pro Career:** Signed by Cardinals March 31, 1989 as Plan B free agent ... veteran of nine NFL seasons—five with Seattle, one with Green Bay, three with Cardinals ... top shelf long snapper signed by Seattle as free agent following 1982 draft ... played in 60 of possible 73 games with Seahawks ... evidence of his value is that he was protected under Plan B following both 1989 and '90 seasons despite Cards' experience in the offensive linemen.

▲ **1991:** Again turned in impeccable performance in long-snapping department ... reliability and consistency a factor in punter Rich Camarillo's voting to the Pro Bowl two of the past three seasons ... also deserves credit as trigger man for punt coverage unit that allowed opponents just 6.5 yards per return to rank second in NFC to Washington (6.1-yard average).

▲ **1990:** Played in every game but season opener in Washington (Sept. 9) when Cards were shut out 31-0 and attempted neither a field goal nor extra point ... began season as snapper for field goals and points after touchdown, then assumed long-snapping duties in punt formation as well from David Little vs. New Orleans (Sept. 23) ... stepped in for handful of plays at center vs. Green Bay (Nov. 18) when Bill Lewis left game briefly with leg injury ... also saw some time as defensive lineman in short-yardage situations, his first appearance on that side of the ball since his days as high school nose tackle.

▲ **1989:** Welcome addition to Cardinals as both long-snapper and reserve lineman ... thrust into lineup for first time in three years vs. Atlanta (Oct. 22) after regular center Derek Kennard was placed on non-football illness list ... played well against Falcons that week and in the next game at Dallas (Oct. 29), both Phoenix victories ... his expertise and reliability was integral factor in success of kicker Al Del Greco (18-26 field goals), and punter Rich Camarillo (league-high 43.4-yard punting average, second-best 37.5-yard net mark) who earned a trip to Pro Bowl.

▲ **1988:** Signed as free agent by Packers (Nov. 10) ... played in all 16 games as club's long snapper ... saw only token action at center.

▲ **1987:** Waived Sept. 2 by Seattle ... out of football for the season.

▲ **1986:** Played in all 16 Seattle games with three starts at center after injury to Blair Bush ... utilized as long snapper on field goal and point-after-touchdown units for last nine games of season ... released prior to final preseason game but re-signed before season opener.

▲ **1985:** Saw action in all 16 games as reserve center and on special teams.

▲ **1984:** Played in all 16 games, primarily as deep snapper on punts ... recovered two fumbled punts on coverage units vs. San Diego (Sept. 9) and Buffalo (Oct. 14) as Seahawks ranked first in AFC in punt coverage for third consecutive season.

▲ **1983:** Played in 10 games with two starts at center ... made professional debut as starter vs. Kansas City (Nov. 27), then started again the following week vs. Dallas (Dec. 4).

▲ **1982:** Active for all nine games, seeing action in





just two contests ... played as reserve at both center and guard as rookie. **▲College/Personal:** Played senior season at University of Hawaii after transferring from Arizona State ... lettered three years for Sun Devils at center, guard and tackle ... attended Kamehameha High School in Honolulu, Hawaii where he lettered in football, basketball, baseball, and swimming ... active on behalf of Cystic Fibrosis, the American Cancer Society, The Boys and Girls Club, and the United Way ... born Sept. 6, 1959 ... he and wife, Gay, reside in Gilbert, Ariz. with their sons, Kalei (Aug. 11, 1980) and Kamana (Aug. 12, 1984), and daughter, Hana (Oct. 20, 1981).

## Games

**Games (Starts):** \*1982: 2 (0). \*1983: 10 (2). \*1984: 16 (0). \*1985: 16 (0). \*1986: 16 (3). 1987: DNP/DNP. \*\*1988: 16 (0). 1989: 16 (2). 1990: 15 (0). 1991: 16 (0) — **Totals Overall** 123 (7); **Cards** 47(2), **Seattle:** 60 (5), **Green Bay:** 16 (0).  
\*Seattle \*\*Green Bay



# BILL LEWIS

## CENTER

## 51

**6-6 ▲ 290 ▲ Seventh Year**  
**Nebraska ▲ Plan B First Round, 1990**

- ▲*Father, Terry Lewis, is former professional boxer.*
- ▲*Attended East High School in Sioux City, Iowa with former Green Bay Packer guard Dave Croston.*
- ▲*Wife, Kimberly, directs the Phoenix Suns' Dance Team.*

**▲Pro Career:** Cardinals achieved coup in signing one of the most sought-after players in Plan B free agency in 1990 ... combines versatility with the size and intelligence to become a mainstay on the offensive line ... missed only three plays in 1990, then lined up for every snap last year ... started at center for Cardinals each of last two seasons after two-year starting role for L.A. Raiders ... as a result of a history of ongoing back problems, underwent successful micro discectomy surgery June 8, 1992 to remove a lumbar (lower back) disc, allowing an eight-week rehabilitation period to ready him by the start of training camp. **▲1991:** Started all 16 games for second straight year, and authored yoeman-like effort by lining up for all 993 offensive plays despite numerous injuries ... fractured tip of thumb on right hand during first series vs. N.Y. Giants (Nov. 11), prompting him to switch to left hand to snap ball ... then suffered sprained left wrist one week later at San Francisco (Nov. 17) but still managed to handle center duties without incident ... joined right guard Lance Smith as only Cardinals to play every down last season. **▲1990:** Assumed high profile as starting center ... key to Cards' impressive rejuvenation of rushing game that produced a Pro Bowler in rookie Johnny Johnson and the fewest quarterback sacks (43) since 1979 (39) ... missed only three plays to right leg injury vs. Green Bay on Nov. 18) the entire season ... key performer on offensive line that was iron-clad up the middle ... Lewis and right guard Lance Smith missed just three plays from scrimmage, left guard Derek Kennard only two. **▲1989:** Relegated to bench

*(Center Bill Lewis continued on page 68)*

(Center Bill Lewis continued from page 67)

for entire season while Pro Bowler Don Mosebar and Dan Turk played ... benching coincided with public contract dispute with Raider management ... suited up for eight games and was inactive for seven others but did not see any playing time. ▲1988: Inserted as starting center for 14 games when Mosebar was moved outside in Raiders' search for left tackle. ▲1987: Started six of eight games at guard for an offensive line that provided the Raiders with the no. 2 rushing offense in the NFL and a league-best 4.6 average-per-rush. ▲1986: Selected in seventh round in 1986 NFL Draft (191st overall) ... played in just four games as rookie ... placed on non-football illness list Sept. 22 through Oct. 23 after undergoing appendectomy. ▲College/Personal: Became fourth all-America center for Cornhuskers in five years in 1985 ... finalist for Outland Trophy as senior ... played in Orange, Sugar and Fiesta Bowls while at Nebraska ... also played tackle and guard early in collegiate career ... all-Iowa pick at East High School in native Sioux City, Iowa ... also played forward in basketball and catcher in football as prep athlete ... born July 12, 1963 ... he and wife, Kimberly, reside in Phoenix with their daughter, Taylor (March 22, 1988), and son, Alexander (April 21, 1992).

## Games

Games (Starts): \*1986: 4 (0), \*1987: 8 (6), \*1988: 14 (14), \*1989: 0 (0), 1990: 16 (16), 1991: 16 (16) — Totals: 58 (52); Cards 32 (32).  
\*L.A. Raiders



# STEVE LOFTON

## CORNERBACK

## 28

5-9 ▲ 180 ▲ Second Year  
Texas A&M ▲ Free Agent, 1991

▲ Signed by Phoenix as a free agent in 1991, but technicality exposed the speed merchant to the NFL Supplemental Draft. He remained available and Cardinals re-signed him as a free agent.

▲Pro Career: Former World League defensive back ... first signed as free agent with Phoenix, then had to enter supplemental draft after sorting out college eligibility status ... passed through draft and Cards were able to re-sign him as free agent ... equipped with outstanding speed (4.3 in 40) and cover ability ... perhaps secured roster spot during pre-season with 70-yard interception return for touchdown vs. New England (Aug. 17) ... played 10 games with one starting role ... collected four tackles and batted away one pass ... lined up as starting defensive back vs. Washington (Dec. 8) as Phoenix opened in nickel defense against Redskins' "Posse" ... also contributed four tackles on special teams ... posted 19 tackles and two interceptions for Montreal Machine of World League with eight starting assignments. ▲College/Personal: Three-year performer at both defensive back and as return specialist for Texas A&M ... also sprinter on Aggie track team ... three-time all-district selection at Alto (Tex.) High School ... played defensive line as prep sophomore, then switched to quarterback and defensive back as senior ... born Nov. 26, 1968 in Jacksonville, Tex. ... single ... resides in Alto during the off-season.

**Tackles—QB Sacks**

Year	Solos	Assists	Total	QB Sacks
1991	3	1	4	0
<b>Totals</b>	<b>3</b>	<b>1</b>	<b>4</b>	<b>0</b>

**Games**

Games (Starts): 1991: 11 (1) — Totals: 11 (1)

**LORENZO LYNCH****CORNERBACK****29**

**5-10 ▲ 200 ▲ Sixth Year**  
**Calif. St.-Sacramento ▲ Plan B Free Agent, 1990**

▲ *Raised in Oakland, Calif. and worked at the Oakland Coliseum during Raiders' games selling hot dogs and peanuts as high school student.*

▲ **Pro Career:** Plan B acquisition from Chicago signed in 1990 to bolster Cardinals' defensive back corps ... physical cornerback who has been deployed as a linebacker in "nickel" alignment ... played in 29 games with Bears, including two starting roles, then accorded starting role at cornerback last year with Cardinals ... able to play both cornerback and safety ... continued special teams performance from days with Chicago with fine effort last two years with Phoenix. ▲ **1991:** Started all 16 games at right cornerback and collected 77 tackles with three interceptions, seven passes defended and one fumble recovery ... also forced three fumbles to rank second on team to linebacker Freddie Joe Nunn (six) ... in addition, turned in impressive campaign on special teams, ranking third in tackles (11) and second in blocks (40) ... credited with team and personal-best 13 tackles with forced fumble in 26-10 win at Philadelphia (Sept. 8) ... after losing starting role to Robert Massey for two contests, re-inserted into lineup at N.Y. Giants (Oct. 6) and responded with three tackles and forced fumble as he was on field for all 54 defensive downs and 16 plays on special teams ... along with other four starting defensive backs, played all 55 snaps in 16-10 win over Atlanta (Oct. 20) in addition to collecting 24-yard interception return to set up go-ahead field goal ... posted five solo tackles and forced two fumbles at Dallas (Nov. 3) ... picked off two passes vs. Philadelphia (Nov. 24), including 35-yard return for his first pro touch-down ... credited with nine tackles as he played all 67 downs vs. Washington (Dec. 8). ▲ **1990:** Played in all 16 games and contributed 21 tackles as extra defensive back ... also led club with 15 tackles on special teams ... credited with three stops at N.Y. Giants (Oct. 21) and season-best five tackles in 34-14 win over New England (Nov. 25) ... provided hit on punt coverage that jarred ball loose for Phoenix fumble recovery at Miami (Nov. 4). ▲ **1989:** Saw action in all 16 games for Chicago with a pair of starting assignments ... credited with 38 tackles (21 solo, 17 assist), 3 interceptions, and 8 passes defended ... trio of thefts tied him for team lead ... gathered pair of interceptions in Bears 47-27 win over Detroit (Sept. 24). ▲ **1988:** Active for 11 regular-season games and both playoff contests ... placed on injured reserve list Aug. 29-Oct. 12 with hamstring injury ... credited with two tackles

*(Cornerback Lorenzo Lynch continued on page 70)*

(Cornerback Lorenzo Lynch continued from page 69)

in limited playing time ... utilized primarily as special teams member, recording 11 tackles on coverage units. ▲1987: Originally signed as free agent with Dallas (April 30) ... joined Chicago after Cowboys released him in training camp (July 27) ... waived by Bears on final roster cutdown, then re-signed during players' strike ... posted six tackles before shoulder injury relegated him to injured reserve list after two starting roles. ▲College/Personal: Two-year starter at Calif. State-Sacramento after transferring from Chabot J.C. ... earned NCAA Division II all-America honors as senior safety at Calif. State-Sacramento ... all-city running back at Oakland High School as prep athlete ... born April 6, 1964 ... resides in Oakland during the off-season.

### Tackles—QB Sacks

Year	Solos	Assists	Total	QB Sacks
1987*	5	1	6	0
1988*	2	0	2	0
1989*	21	17	38	0
1990	14	7	21	0
1991	62	15	77	0
<b>Totals</b>	<b>104</b>	<b>40</b>	<b>144</b>	<b>0</b>
<b>Cards</b>	<b>76</b>	<b>22</b>	<b>98</b>	<b>0</b>

\*Chicago

### Interceptions

Year	No.	Yds.	Avg.	Long	TD
1987*	0	0	0.0	0	0
1988*	0	0	0.0	0	0
1989*	3	55	18.3	41	0
1990	0	0	0.0	0	0
1991	3	59	19.7	35t	1
<b>Totals</b>	<b>6</b>	<b>114</b>	<b>19.0</b>	<b>41</b>	<b>1</b>
<b>Cards</b>	<b>3</b>	<b>59</b>	<b>19.7</b>	<b>35t</b>	<b>1</b>

\*Chicago

### Opp. Fumbles Recovered

Year	No.	Yds.	Avg.	Long	TD
1987*	0	0	0.0	0	0
1988*	0	0	0.0	0	0
1989*	3	55	18.3	41	0
1990	0	0	0.0	0	0
1991	3	59	19.7	35t	1
<b>Totals</b>	<b>6</b>	<b>114</b>	<b>19.0</b>	<b>41</b>	<b>1</b>
<b>Cards</b>	<b>3</b>	<b>59</b>	<b>19.7</b>	<b>35t</b>	<b>1</b>

\*Chicago

### Games

Games (Starts): \*1987: 2 (2), \*1988: 11 (0), \*1989: 16(2), 1990: 16 (0), 1991: 16 (14) — Totals: 61 (18), Cards 32 (14).

\*Chicago

Additional statistics: Returned three kickoffs for 64 yards, 1987; recovered one fumble, 1991.



## ROBERT MASSEY

CORNERBACK

40

5-10 ▲ 185 ▲ Fourth Year  
North Carolina Central ▲ Trade, 1991

▲Earned starting berth as freshman linebacker at North Carolina Central in 1985 and led defense with 59 tackles and seven sacks.

▲Pro Career: Earns high marks for coverage ability and speed ... two-year starter for New Orleans obtained by Phoenix in trade for Derek Kennard and undisclosed draft pick on roster cutdown to 60 players (Aug. 19) ... battled through mid-season bout with viral hepatitis last year but rebounded to contribute noticeably ... started all 32 games at left cornerback for Saints since first game of rookie season, generating 165 tackles, five interceptions and 30 passes defended ▲1991: Played in 12 games with

▲ ▼ ▲ ▼ ▲

five starting assignments ... credited with 22 tackles and two passes defended along with one fumble recovery ... posted five tackles in first extensive action as Cardinal in 26-10 win at Philadelphia (Sept. 8) ... broke into starting lineup at left cornerback (in place of injured Aeneas Williams) in week three at Washington (Sept. 15) and registered three stops ... then started on right side in place of Lorenzo Lynch vs. Dallas (Sept. 22) and made three tackles and fumble recovery in addition to three solo tackles on kickoff coverage ... after win over New England (Sept. 29), checked self into hospital emergency room with severe headaches, later diagnosed as viral hepatitis, and placed on injured reserve list Oct. 1 ... returned to practice Oct. 28 and activated Nov. 2 ... saw two more starting roles as Cards opened in nickel defense scheme at San Francisco (Nov. 17) and vs. Washington (Dec. 8). ▲1990: Finished season with 78 tackles (third on club, first among defensive backs) and ranked second with 12 passes defended ... registered season-best nine tackles and batted down three passes vs. Cleveland (Oct. 14) ... also contributed on special teams with blocked punt vs. Browns that resulted in safety. ▲1989: Garnered numerous all-rookie honors with sparkling performance ... one of only six NFL rookies to start all 16 games and the first Saint rookie to do so since Rickey Jackson and George Rogers in 1981 ... five interceptions ranked second on club to Dave Waymer (six) and tied for league lead among rookies with New England's Maurice Hurst and Atlanta's Deion Sanders ... led defense with 18 passes defended ... also ranked fourth on club with 87 tackles ... batted away four passes in pro debut vs. Dallas (Sept. 10), then gathered in first career interception at Tampa Bay (Sept. 24) ... tallied season-high 12 tackles (9 solo) vs. Atlanta (Oct. 29) ... turned heads with impressive performance vs. L.A. Rams (Nov. 26) with two interceptions, seven solo stops and four passes defended ... also excelled on special teams ... collected seven stops on coverage units, and took handoff from Bobby Morse on reverse for 54 yards in season finale vs. Indianapolis (Dec. 24) ... originally selected in second round of 1989 NFL Draft by Saints (sixth defensive back taken, 45th player selected overall). ▲College/Personal: Collected 19 interceptions as all-America standout at North Carolina Central (Division II) ... also utilized as receiver during junior season, catching five passes for 157 yards (31.4 average) and one touchdown ... picked off school-record four passes in one game as sophomore ... played in East-West Shrine game and Senior Bowl ... attended Garinger High School (Charlotte, N.C.) ... earned degree in history from NCC during 1991 off-season ... born Feb. 17, 1967 in Rock Hill, S.C. ... single ... resides in Charlotte during off-season.

### Tackles—QB Sacks

Year	Solos	Assists	Total	QB Sacks
1989*	79	8	87	0
1990*	67	11	78	0
1991	13	9	22	0
<b>Totals</b>	<b>159</b>	<b>28</b>	<b>187</b>	<b>0</b>
<b>Cards</b>	<b>13</b>	<b>9</b>	<b>22</b>	<b>0</b>

\*New Orleans

### Interceptions

Year	No.	Yds.	Avg.	Long	TD
1989*	0	0	0.0	0	0
1990*	5	26	5.2	22	0
1991	0	0	0.0	0	0
<b>Totals</b>	<b>5</b>	<b>26</b>	<b>5.2</b>	<b>22</b>	<b>0</b>
<b>Cards</b>	<b>0</b>	<b>0</b>	<b>0.0</b>	<b>0</b>	<b>0</b>

\*New Orleans

### Opp. Fumbles Recovered

Year	No.	Yds.	Avg.	Long	TD
1989*	0	0	0.0	0	0
1990*	2	0	0.0	0	0
1991	1	0	0.0	0	0
<b>Totals</b>	<b>3</b>	<b>0</b>	<b>0.0</b>	<b>0</b>	<b>0</b>
<b>Cards</b>	<b>1</b>	<b>0</b>	<b>0.0</b>	<b>0</b>	<b>0</b>

\*New Orleans

### Games

Games (Starts): \*1989: 16 (16), \*1990: 16 (16), 1991: 12 (5)  
 — Totals: 44 (37); Cards 12 (5).

\*New Orleans

Additional Statistics: Returned punt 54 yards on reverse, 1989; blocked punt for safety, 1990.



# MARK MAY

## OFFENSIVE LINEMAN

## 73

**6-6 ▲ 290 ▲ Twelfth Year**  
**Pittsburgh ▲ Plan B Free Agent, 1992**

▲ *Accredited by Ford Motor Company to own and manage an auto dealership after completing courses in dealership management that included service, parts, body work, sales, and management. Hopes to own or be a partner in a dealership in the near future.*

▲ **Pro Career:** Original member of vaunted Bugel-coached "Hogs" offensive line while with Washington Redskins (1981-90) ... signed with Phoenix as Plan B free agent, February 26, 1992 after one season with San Diego ... member of three Super Bowl teams with Pro Bowl honors in 1988 ... has played both guard and tackle spots on each side of line and has also practiced at center. ▲ **1991:** Signed as Plan B free agent with San Diego on March 4 ... played in nine games for Chargers, working mainly at right guard ... inactive for two contests. ▲ **1990:** Spent entire season on "physically unable to perform list" while still rehabilitating knee injury suffered midway through 1989 season. ▲ **1989:** Started first eight games at right guard until suffering right knee injury vs. Dallas (Nov. 5) ... underwent reconstructive surgery Nov. 7 and relegated to injured reserve list for remainder of season ... prior to injury, played every offensive down in eight contests except for one series (at Phoenix, Oct. 8). ▲ **1988:** Named to Pro Bowl following outstanding campaign in which he missed just four plays all season ... allowed only one quarterback sack as only Redskin offensive player to start every game ... began season at right tackle, moved to right guard in week three, back to tackle in week 10, then back to right guard for final four games ... named D.C. Touchdown Club's offensive most valuable player. ▲ **1987:** Consecutive-game streak ended at 50 when he suffered torn medial collateral ligament in right knee during final preseason game at L.A. Rams (Sept. 5) ... returned to starting lineup vs. N.Y. Jets (Oct. 25). ▲ **1986:** Settled in at right tackle to start all 19 games (16 regular season, three playoff contests). ▲ **1985:** Lined up for every offensive down except for a few series late in game vs. San Francisco (Dec. 1) ... team's only offensive lineman to be twice named offensive player-of-the-week ... helped lead line that paved way for second-ranked rushing team in league (157.7 yards per game). ▲ **1984:** In a season riddled with injuries to offensive line, played every position except for center ... allowed just three sacks all year, the lowest total on team. ▲ **1983:** Opened season at right guard for second straight year ... labeled by Bugel (then Redskins' offensive line coach) as most-improved player on team as club scored 30 touchdowns rushing, many over May's right guard position ... also filled in at tackle when necessary due to injuries. ▲ **1982:** Started all nine regular-season games at right guard ... alternated with Fred Dean in playoffs, starting three of four contests. ▲ **1981:** Selected by Washington in first round (20th overall) of NFL Draft ... immediately thrust into starting left tackle role as rookie after Terry Hermeling retired before season ... started eight of 16 games. ▲ **College/Personal:** As senior at University of Pittsburgh, won Outland

Trophy, awarded to outstanding interior lineman in college football ... helped Panthers forge 38–8–1 mark during his four years ... did not allow a quarterback sack over final two seasons ... extremely active in charitable endeavors ... among his involvements is work with the Juvenile Diabetes Association and Christian Relief Services ... also member of U.S.O. tour to South Korea in spring of 1988 ... owns stable of standardbred horses which he races on Maryland circuit ... attended Oneonta (N.Y.) High School ... born Nov. 2, 1959 in Oneonta ... he and wife, Kathy, reside in Phoenix with their daughter, Abra Lauren (July 19, 1989).

## Games

Games (Starts): \*1981: 16 (8), \*1982: 9 (9), \*1983: 15 (15), \*1984: 16 (16), \*1985: 16 (16), \*1986: 16 (16), \*1987: 10 (10), \*1988: 16 (16), \*1989: 9 (9), \*1990: 0 (0), \*\*1991: 9 (0) — Totals: 132 (115), Washington 123 (115), San Diego 9 (0).

\*Washington \*\*San Diego

Additional Statistics: Recovered one fumble, 1983, 1985, 1986, 1987; recovered two fumbles 1989.



# TIM McDONALD

## STRONG SAFETY

## 46

**6-2 ▲ 215 ▲ Sixth Year**  
**Southern California ▲ Second Round, 1987**

▲ *Football was his no. 3 sport entering his senior year at Edison High School in his native Fresno, Calif., taking a back seat to basketball (13.5-point scoring average at point guard) and baseball (.465 batting average as an outfielder).*

▲ *Prominent member of distinguished list of all-America USC safeties that includes Ronnie Lott, Dennis Thurman, Charles Phillips, Artimus Parker, Mike Battle, and Mark Carrier.*

▲ *Turned special teams "hat trick" in 1988 by deflecting punt, field goal, and point after touchdown.*

▲ **Pro Career:** Emerged after serving three-game apprenticeship as rookie in 1987 to earn Pro Bowl acclaim in 1989 and 1991 and is now regarded as one of top safeties in game today ... became only third Cardinal defensive back since 1970 to earn Pro Bowl recognition (current general manager Larry Wilson, 1962–63, '65–'70 and Roger Wehrli, 1970–71, '74–77, '79) ... has collected 498 tackles and 18 interceptions in past four seasons as starter at strong safety ... characterized by sure tackling, intelligence and toughness ... seven interceptions in 1989 are most by Cardinal in six years ... also assumed signal-calling duties on defense with departure of E.J. Junior in '89. ▲ **1991:** Sailed to second Pro Bowl berth despite missing final three games with left leg injuries (fractured fibula, chip ankle fracture) suffered in practice the day after Thanksgiving ... looked sure bet to lead club in tackles with over 100 stops before injury ... finished campaign with 96 tackles, 11 passes defended, and 5 interceptions ... opened season with 10 tackles in back-to-back victories at L.A. Rams (Sept. 1) and at Philadelphia (Sept. 8) ... also recorded interception to help seal 24–14 victory in Anaheim over Rams ... peppered

*(Strong safety Tim McDonald continued on page 74)*

**(Strong safety Tim McDonald continued from page 73)**

Giants for eight tackles in Meadowlands (Oct. 6) ... hit 10-tackle mark again at Minnesota (Oct. 13), including eight solo stops ... enjoyed banner afternoon vs. Atlanta (Oct. 20) with interceptions on successive fourth quarter possessions to help seal 16-10 victory over Falcons ... it marked the third time he's intercepted two passes in a game ... led club with 11 tackles and his fourth theft of season vs. Minnesota (Oct. 27), then collected his fifth interception of season the following week at Dallas (Nov. 3) ... played every defensive down in back-to-back games vs. N.Y. Giants (Nov. 10) and at San Francisco (Nov. 17), lining up for 55 and 62 plays, respectively, and collected seven tackles in each outing ... notched eight tackles vs. Philadelphia (Nov. 24) before suffering leg injury during open-date week practice ... did not play in Pro Bowl due to rehabilitation. ▲1990: Led team for third consecutive season in tackles with 132 (31 assists) and interceptions with four ... registered seven or more stops in 12 games and hit double figures four times ... also swatted away eight passes ... opened season with seven stops at Washington (Sept. 9) ... piled up five solo tackles and spectacular diving interception at Philadelphia (Dec. 16), returning ball 38 yards to set up score for 14-14 tie in third quarter en route to Cards 23-21 comeback win ... managed seven stops and another interception in New Orleans (Sept. 23), then five tackles and six assists vs. Washington (Sept. 30) ... rolled up team-high 12 solo stops vs. Chicago (Oct. 28), then followed with 11 tackles overall at Miami (Nov. 4) ... collected third interception of season vs. Green Bay (Nov. 18) ... rocked Colts for nine stops in 20-17 Phoenix win (Dec. 2), then credited with seven solo tackles in 24-13 win over Atlanta (Dec. 9) ... saw busy afternoon with nine solos and forced fumble and recovery in Dallas (Dec. 16), then followed with season-high 15 tackles vs. N.Y. Giants (Dec. 23) ... rounded out season with seven stops and two passes defended vs. Philadelphia (Dec. 29). ▲1989: Stole the show in just his second season as starter ... led club in tackles for second consecutive year with 155 (102 solos), gathered in seven interceptions, and batted away 16 passes, an impressive figure for a player at his position ... his 170 return-yardage total with those thefts led the conference, ranks fifth in team annals and was most by Cardinal since Norm Thompson's 190 on six steals in 1974 ... the seven interceptions were most since Lionel Washington corralled eight in 1983 ... made two interceptions in back-to-back games vs. N.Y. Giants (Nov. 5) and Dallas (Nov. 12) ... led club with eight stops in 16-13 opening-day win over Detroit (Sept. 10) ... cruised to 12 tackles vs. N.Y. Giants (Sept. 24), then suffered ankle injury vs. San Diego (Oct. 1) that hampered his production somewhat ... in games seven-10, however, kicked into high gear with nine solo stops, three passes defended, and key fumble recovery that set up Cards' touchdown in 34-20 win over Atlanta; six tackles, interception and another trio of passes defended in 19-10 win over Dallas (Oct. 29); 10 solo hits and two thefts vs. N.Y. Giants (Nov. 5), and two more steals in 24-20 win over the Cowboys (Nov. 12) ... his performance in that second Dallas contest earned him NFC defensive player-of-the-week honors as he returned one of the interceptions 53 yards for a touchdown ... posted incredible 15 solo tackles vs. Washington (Dec. 3) as he (16 total stops) and linebacker Ken Harvey (14 solos) accounted for nearly half (30) of the tackles on Redskins' offensive plays (66) ... logged 10 tackles vs. Raiders (Dec. 10) and did fine job at run support as L.A. averaged just 4.5 yards-per-attempt and though Bo Jackson gained 114 yards, nearly half came on a 50-yard sprint ... combined for 13 tackles in final two games. ▲1988: Generated impressive campaign with team-best 115 tackles, including seven or more on nine occasions ... after appearing in just three games the previous year, posted all-pro-like numbers in what could be considered his rookie season with 101 solo stops, 14 assists, 2



quarterback sacks, 4 forced fumbles, 1 fumble recovery, 2 interceptions, and 8 passes defended ... those totals exceeded Smith's team-high totals (109 stops) of a year earlier ... started at free safety vs. Dallas (Sept. 12) and Tampa Bay (Sept. 18) when Lonnie Young temporarily replaced Cedric Mack at cornerback ... 16 combined tackles the next two weeks as starter at strong safety ... key performer with 11 tackles, quarterback sack, and forced fumble in 30-21 win over Washington (Oct. 16), then corralled 11 more in 16-10 win over Dallas (Oct. 31) and 11 overall in 24-23 comeback against San Francisco (Nov. 6) ... career and season-best 12 solo stops vs. N.Y. Giants (Dec. 4), including sack and forced fumble ... also excelled on special teams, blocking field goal and point after touchdown and deflecting punt ... showed caliber as player and individual when, despite 44-7 deficit and game in waning moments, blocked point after touchdown vs. N.Y. Giants (Dec. 4) ... came through with blocked field goal in 31-14 win over Pittsburgh (Oct. 9), and deflected punt vs. Philadelphia (Nov. 27). **▲1987:** Suffered fractured left ankle in preseason vs. Chicago (Aug. 31) and anguished on injured reserve list for all but last three games of season. **▲College/Personal:** Registered 325 tackles and 11 interceptions as three-year starter at Southern California ... consensus all-America selection and latest in long line of Trojan all-America safeties ... finalist as senior for Jim Thorpe Award presented to top collegiate defensive back in country ... named defensive player-of-the-game in 1987 East-West Shrine Game ... voted prep all-America, all-California, all-Northern California, all-metro and league most valuable player at Edison High School, Fresno, Calif., at both safety and quarterback ... as prep senior, completed 194 of 341 passes (56.9 percent) for 2,739 yards and 30 touchdowns and rushed for 400 yards and six touchdowns ... on defense amassed five interceptions, 123 tackles, and averaged better than 41 yards as punter ... also handled kickoffs ... business administration major at USC ... born Jan. 6, 1965 ... he and wife, Alycia, reside in Fresno, Calif. in off-season with their son, Timothy, Jr., (Jan. 26, 1991).

### Tackles-QB Sacks

Year	Solos	Assists	Total	QB Sacks
1987	7	0	7	0
1988	101	14	115	2
1989	102	53	155	0
1990	101	31	132	0
1991	81	15	96	0
<b>Totals</b>	<b>392</b>	<b>113</b>	<b>505</b>	<b>2</b>

### Interceptions

Year	No.	Yds.	Avg.	Long	TD
1987			—		
1988	2	11	5.5	11	0
1989	7	170	24.3	53t	1
1990	4	63	15.8	38	0
1991	5	36	7.2	13	0
<b>Totals</b>	<b>18</b>	<b>280</b>	<b>15.6</b>	<b>53t</b>	<b>1</b>

### Opp. Fumbles Recovered

Year	No.	Yds.	Avg.	Long	TD
1987	0	0	0	0	0
1988	1	9	9.0	9	0
1989	1	1	1.0	1	0
1990	1	0	0.0	0	0
1991	1	0	0.0	0	0
<b>Totals</b>	<b>4</b>	<b>10</b>	<b>2.5</b>	<b>9</b>	<b>0</b>

### Games

**Games (Starts):** 1987: 3 (0), 1988: 16 (15), 1989: 16 (16), 1990: 16 (16), 1991: 13 (13) — **Totals:** 64 (60).  
**Additional Statistics:** Blocked field goal, PAT, punt, 1988; one punt return for 0 yards, 1988.



# MIKE NORD

**TACKLE**

**71**

**6-7 ▲ 290 ▲ First Year**  
**North Alabama ▲ Free Agent, 1991**

▲ *Cousin, Greg Nord, is an assistant coach at Louisville under head coach Howard Schnellenberger and also coached at Kentucky when Mike Nord was a Wildcat.*

▲ **Pro Career:** Signed as free agent in 1991 and saw brief action through training camp and preseason ... waived Aug. 20, then re-signed to developmental squad Dec. 3 through remainder of season ... one of four Cardinal players designated for World League NFL allocation program ... along with teammate Ivory Lee Brown, joined San Antonio Riders of World League ... did not make final roster ... placed with "Team Dallas" practice squad, then re-called to San Antonio May 8 ... tryout with N.Y. Jets before re-signing as free agent with Phoenix Feb. 4, 1992. ▲ **College/Personal:** Played one season at North Alabama after transferring from Kentucky ... all-Kentucky pick as team captain at St. Xavier High School in Louisville ... born Nov. 23, 1967 in Lexington, Ky. ... single ... resides in Louisville during off-season.

## Games

Games (Starts): 1991: 0 (0).



# FREDDIE JOE NUNN

**OUTSIDE LINEBACKER**

**50**

**6-4 ▲ 250 ▲ Eighth Year**  
**Mississippi ▲ First Round, 1985**

▲ *Returned to linebacker, his initial professional position, from defensive end in 1991. Jersey number changed from 78 to 50. Cards transitioned Nunn to defensive end in 1987, his college position where he was named a first team all-America at Mississippi.*

▲ *Earned 1985 UPI all-rookie team honors after amassing 84 tackles, 3 sacks, and 2 fumble recoveries in 16 starts at linebacker.*

▲ *Cousin, Michael Nunn, is former IBF middleweight boxing title holder.*

▲ **Pro Career:** Has emerged as one of NFC's top pass rushers, and in 1991 returned to outside linebacker after four seasons at defensive end ... originally played outside line-

backer in first two pro seasons (1985-86), then moved to defensive end in 1987, the position where he earned all-America honors at Mississippi during NCAA days ... in just 56 games at defensive end from 1987-90, bagged 39 quarterback sacks ... although he beefed up from 228 pounds as outside linebacker to 255 in 1987, maintained exceptional speed for size, but now slimmed down a few pounds to handle the outside linebacker spot once again. **▲1991:** Posted 72 tackles, his best output since 84 stops as a rookie in 1985 ... also credited with 6.5 quarterback sacks ... on field for 928 defensive snaps, second on club to fellow linebacker Ken Harvey (933) ... also registered career-best and team-high six forced fumbles ... generated six tackles, two quarterback hurries, and crunched Eagles' quarterback Jim McMahon for painful sack and forced fumble that teammate Rod Saddler picked up and returned seven yards for touchdown in 26-10 triumph at Philadelphia (Sept. 8) ... shared a sack with Jim Wahler and recovered key fumble midway through fourth quarter of 24-10 win vs. New England (Sept. 29) ... rifled Falcons for four tackles and a pair of sacks in 16-10 victory over Atlanta (Oct. 20) ... strung together three-week ironman performance by playing every defensive snap at Dallas (62 plays), vs. N.Y. Giants (62) and at San Francisco (67) weeks 10-12, with season-best 10 tackles in Texas Stadium (Nov. 3), seven tackles and two sacks vs. Giants (Nov. 10) and 3 solo stops in Candlestick Park vs. 49ers (Nov. 17) ... lined up for 65 of 66 downs the following week vs. Philadelphia (5 tackles) and was in on all 67 plays vs. Washington (Dec. 8) ... credited with sack vs. Redskins, only fifth allowed by eventual World Champions all season ... finished season with six tackles in each of final two contests at Denver (Dec. 15) and vs. New Orleans (Dec. 22). **▲1990:** Rebounded from sub-par 1989 season to post 47 tackles, 9 quarterback sacks, and a team-best 5 forced fumbles while his 16 quarterback "hurries" ranked second on club to Ken Harvey (24) ... registered sacks in each of first two contests, including key hit on Randall Cunningham along with forced fumble in Cardinals' 23-21 victory in Philadelphia (Sept. 16) ... credited with four tackles apiece at New Orleans (Sept. 23) and vs. Washington (Sept. 30), then menaced Dallas with sack of Troy Aikman and forced fumble in fourth quarter of Cardinals' 20-3 victory ... patched together four-game stretch (games nine-12) with a combined four and one-half sacks and 10 tackles ... included in stretch were five stops and pair of sacks in 20-17 triumph over Indianapolis (Dec. 21) ... notched season-best six tackles at Dallas (Dec. 16) along with forced fumble and recovery ... registered three solo hits with two tackles for loss vs. N.Y. Giants (Dec. 23), then finished season with three tackles and trio of quarterback "hurries" vs. Philadelphia (Dec. 29). **▲1989:** Battled through four-game substance-abuse suspension by league to contribute 34 tackles, 5 quarterback sacks and 1 fumble recovery in 12 games ... received 30-day suspension effective Sept. 26 for violation of league's substance abuse policy ... reinstated Oct. 24 ... opened season in fine form with six solo stops in 16-13 win over Detroit (Sept. 10) ... credited with season-high seven combined tackles vs. N.Y. Giants (Sept. 24), then added five solo stops and sack in return match with Giants (Nov. 5), including fumble recovery that led to Cardinals' field goal in third quarter ... rang up pair of sacks vs. Tampa Bay (Nov. 26) along with four solo tackles ... showcased his talents with four tackles and sack in each of games against L.A. Raiders (Dec. 10) and Denver (Dec. 16). **▲1988:** Stamped himself as one of the NFL's premier pass-rushing talents with 14 sacks, a total surpassed only by Philadelphia all-pro Reggie White (16.5) among NFL linemen ... that mark also was most by a Cardinal since Curtis Greer's 14 (1984) and just two shy of Greer's team record of 16 (1983) ... menaced opposing quarterbacks as effectively as any pass rusher in the league ... led Cards in sacks, quarterback hurries (27), and played

*(Outside Linebacker Freddie Joe Nunn continued on page 78)*

*(Outside Linebacker Freddie Joe Nunn continued from page 77)*

every down from scrimmage on defense ... named all-pro honorable mention by Associated Press and second team all-NFC by UPI ... combined with Rod Saddler to force Rams' Jim Everett into fumble that Saddler returned 16 yards for touchdown in 41-27 win over previously unbeaten L.A. Rams (Oct. 2) ... also added five solo stops, a sack, and batted down a pass on the day ... rolled Pittsburgh for five solo stops and a pair of sacks in 31-14 Phoenix win (Oct. 9) ... stripped Washington quarterback Mark Rypien of ball that Cards' Cedric Mack returned for 47-yard touchdown, sealing 30-21 victory over Redskins (Oct. 16) ... throttled Dallas' Steve Pelluer for three sacks in 16-10 win over Cowboys (Oct. 30), and teamed with Anthony Bell to successfully limit Pro Bowler Herschel Walker to his lowest rushing total at that point in the season (87 yards) after Walker sailed to 147 earlier in the year against Phoenix ... after four-game drought, chalked up pair of sacks vs. Philadelphia (Dec. 10) ... also played well on special teams, particularly as rush man on punt return and narrowly missed blocking a few punts. ▲1987: Top outing of year came against New York Giants (Oct. 25), ripping off 10 tackles and two sacks in 30-7 loss ... also pummeled Tampa Bay for five solo stops and three sacks (Dec. 20) ... other noticeable performances were five-tackle, two and one-half-sack day at Philadelphia (Nov. 22) and a four tackle, one and one-half-sack effort vs. Giants (Dec. 13) ... collected 46 tackles overall. ▲1986: Forty-eight tackles at outside linebacker ranked seventh on club while seven sacks were second to Al Baker's 10 ... erupted for two first-half sacks in Philadelphia (Dec. 7) and New Orleans (Nov. 16) games ... also notched two pass defenses and a fumble recovery at N.Y. Giants (Dec. 14). ▲1985: Began first preseason game after just four days in training camp ... started all 16 games ... breezed to team-leading 38 tackles after first five games ... logged six or more stops on 10 occasions ... strung together three consecutive weeks with sacks vs. Tampa Bay (Oct. 10), Philadelphia (Oct. 17), and N.Y. Giants (Oct. 24) ... stacked up eight tackles in NFL debut in season-opening 27-24 overtime win vs. Cleveland (Sept. 9). ▲College/Personal: First team all-America, first team all-Southeastern Conference, and three-time S.E.C. defensive player-of-the-week as senior at Ole Miss ... played in Senior Bowl and was defensive most valuable player in Hula Bowl ... born April 9, 1962 in Noxubee, Miss ... lettered in football, basketball, baseball, and track in high school ... gained 1,246 yards and scored 20 touchdowns as senior running back at Nanih Waiya High School in Noxubee, Miss. ... he and wife, Vikki, have a daughter, Frederica (Oct. 25, 1989).

### Tackles-QB Sacks

Year	Solos	Assists	Total	QB Sacks
1985	67	17	84	3
1986	38	10	48	7
1987	45	1	46	11
1988	44	9	53	14
1989	22	12	34	5
1990	21	26	47	9
1991	44	28	72	6.5
<b>Totals</b>	<b>281</b>	<b>103</b>	<b>384</b>	<b>55.5</b>

### Opp. Fumbles Recovered

Year	No.	Yds.	Avg.	Long	TD
1985	2	0	0.0	0	0
1986	1	0	0.0	0	0
1987	0	0	0.0	0	0
1988	2	8	4.0	4	0
1989	1	0	0.0	0	0
1990	0	0	0.0	0	0
1991	2	0	0.0	0	0
<b>Totals</b>	<b>8</b>	<b>8</b>	<b>1.0</b>	<b>4</b>	<b>0</b>

### Games

Games (Starts): 1985: 16 (16), 1986: 16 (16), 1987: 12 (12), 1988: 16 (16), 1989: 12 (12), 1990: 16 (16), 1991: 16 (16) — Totals: 104 (104).



# CRAIG PATTERSON

## DEFENSIVE LINEMAN

## 76

**6-4 ▲ 317 ▲ Third Year**  
**Brigham Young ▲ Free Agent, 1990**

▲ *Spent two-year Mormon mission in Hawaii while a student-athlete at Brigham Young.*

▲ **Pro Career:** Physically impressive talent at 6-4, 317 pounds, keeping in tune with Cardinals' attempts to beef up defensive line play ... can swing from interior line slot to defensive end. ▲ **1991:** Lined up as starter for 13 of 16 games (12 starts at right defensive end, one at nose guard) ... collected 22 tackles, forced one fumble and recovered another ... also gathered in one interception ... posted three tackles vs. Dallas (Sept. 22), then recovered third quarter fumble to thwart scoring threat the next week in 24-10 win over New England (Sept. 29) ... posted season-high four tackles in return contest at Dallas (Nov. 3) ... started at nose guard at Denver (Dec. 15) and registered three tackles and first pro interception after teammate Mike Jones batted ball in air to set up Phoenix field goal. ▲ **1990:** Signed as free agent by Cardinals Oct. 1 ... assigned to developmental roster, elevated to 47-man roster (Oct. 24) but was inactive vs. Chicago (Oct. 28) ... subsequently waived (Nov. 3) then re-signed Nov. 6 ... again moved to 47-man squad Nov. 20 for two games but did not play ... re-assigned to developmental roster Dec. 3 and remained there for duration of season ... signed by Cincinnati April 20, 1990 then waived Aug. 28 during preseason. ▲ **College/Personal:** Three-year starter for Brigham Young at defensive tackle ... served two years (1984-87) on missionary effort in Hawaii ... impressive prep athlete at Emery County High School (Utah) as heavyweight wrestling champion and member of state championship baseball team ... also accomplished track and field performer in shot put and discus ... majored in psychology while at Brigham Young ... born July 18, 1964 ... resides in Castle Dale, Utah in off-season with wife, Maile, daughter, Kaitlyn (Aug. 4, 1988) and twins Emily and Porter (Feb. 21, 1992).

### Tackles—QB Sacks

Year	Solos	Assists	Total	QB Sacks
1990	0	0	0	0
1991	13	9	22	0
<b>Totals</b>	<b>13</b>	<b>9</b>	<b>22</b>	<b>0</b>

### Opp. Fumbles Recovered

Year	No.	Yds.	Avg.	Long	TD
1990	0	0	0.0	0	0
1991	1	0	0.0	0	0
<b>Totals</b>	<b>1</b>	<b>0</b>	<b>0.0</b>	<b>0</b>	<b>0</b>

### Interceptions

Year	No.	Yds.	Avg.	Long	TD
1990	0	0	0.0	0	0
1991	1	0	0.0	0	0
<b>Totals</b>	<b>1</b>	<b>0</b>	<b>0.0</b>	<b>0</b>	<b>0</b>

### Games

Games (Starts): 1990: 0 (0), 1991: 16 (13) — Totals: 16 (13).



# RICKY PROEHL

## WIDE RECEIVER

## 87

**6-0 ▲ 190 ▲ Third Year**  
**Wake Forest ▲ Third Round, 1990**

▲ *Two-year total of 111 pass receptions ranks second to N.Y. Jets' Rob Moore (114) among players in the 1990 draft class. Following Moore and Proehl are Philadelphia's Fred Barnett (98), Pittsburgh tight end Eric Green (75), and the Eagles' Calvin Williams (70).*

▲ *Participated in Cayman Islands Million Dollar Month Int'l Fishing Tournament in June, 1992.*

▲ *Attended N.Y. Giants games with family as season ticket holders from home in Belle Mead, N.J. His parents have had Giants season tickets since the team played in the Polo Grounds. The family has not missed a Giants game since the club moved to the Meadowlands in 1975. At age 10, Proehl was in attendance in 1978 when the Eagles' Herman Edwards turned Larry Csonka's fumble into the "Miracle of the Meadowlands." He also witnessed Lawrence Taylor's NFL debut in 1981.*

▲ **Pro Career:** Emerging as one of the game's finest young offensive talents with consecutive seasons of productivity and consistency ... in two pro seasons, has collected 111 passes for 1,568 yards (14.1-yard average) with six touchdowns ... has caught at least one pass in all but one of his 32 pro outings. ▲ **1991:** Stepped into starting lineup and contributed 55 receptions for 766 yards (13.9-yard average) with two touchdowns ... caught at least one pass in every game and four or more in seven contests ... opened season in clutch fashion with five catches for 69 yards, including an 18-yarder on third-and-seven and a 15-yarder on third-and-10 situations to sustain drives in 24-14 victory at L.A. Rams (Sept. 1) ... snapped down just two passes at Philadelphia (Sept. 8), with the first was a 59-yarder in first quarter from Tom Tupa when Cards were backed to their own four-yard line to ignite scoring drive ... snared four aerials for season-best 107 yards in 24-10 victory over New England (Sept. 29), highlighted by 62-yard touchdown on crossing pattern as he out-raced Patriot defenders the final 40 yards to the end zone ... grabbed season-high six passes at N.Y. Giants (Oct. 6) ... hauled in three passes for 46 yards in return match with Giants (Nov. 10), including 34-yard strike from Stan Gelbaugh with 2:34 left in game to pull Phoenix within 21-14 ... matched season-best effort with six receptions at San Francisco (Nov. 17), all in second half ... caught four passes for 60 yards at Denver (Dec. 15), but key play was 23 yard-yard gain on double reverse to Bronco 37-yard line with Cards nursing 19-17 lead midway through fourth quarter, only to have play called back due to holding call ... also saw sporadic punt return duty with four returns for 26 yards (6.5-yard average) and rushed for 21 yards on three rushing attempts (7-yard average). ▲ **1990:** His team-best 56 receptions for 802 yards and four touchdowns established a club rookie receiving mark and led NFL's rookie receivers ... those numbers also enabled him to become the first rookie to lead the team in receiving in 40 years (Bob Shaw, 1950, 48 rec.) ... consensus all-rookie selection whose stats led all first-year players in the NFL in 1990 ... snared four or more passes on nine occasions with a pair of 100-yard receiving games ... debuted in fine fashion with five receptions for 66 yards at Washington (Dec. 9) in first pro game ... followed with four grabs for 72 yards in 23-21 win at Philadelphia (Dec. 16) and five for 62 yards in

New Orleans, including 37-yard strike from quarterback Timm Rosenbach for their first NFL scores ... hauled in four passes for 61 yards in 20-3 win over Dallas (Oct. 14), and two for 33 yards in Giants Stadium (Oct. 21) in return to native area of New Jersey where he grew up ... cruised to six receptions for 102 yards with 45-yard scoring toss from Rosenbach in 24-13 victory over Atlanta (Dec. 9) ... pulled down four passes vs. N.Y. Giants (Dec. 23) with three-yard touchdown toss late in game to bring club within 24-21, then recovered onside kick try as Cards fell just short in comeback bid vs. eventual Super Bowl champions ... snagged season-best seven passes for 132 yards (18.9 average) in season finale vs. Philadelphia (Dec. 29), highlighted by acrobatic 38-yard touchdown catch of juggled ball in end zone and five receptions for 101 yards in second half alone ... also rushed one time for four yards, returned four kickoffs for 53 yards, and one returned punt for two yards with one fair catch. **▲College/Personal:** Caught school-record 188 passes for 2,949 yards and 25 touchdowns at Wake Forest for second-best total in Atlantic Coast Conference (A.C.C.) history ... led A.C.C. as senior with 65 receptions for 1,053 yards and 11 touchdowns ... played in Blue-Gray all-star game after senior season ... all-New Jersey as prep star at Hillsborough High School ... speech/communications major while at Wake Forest ... born March 7, 1968 ... married during the past off-season ... resides in Phoenix with wife, Kelly.

### Receiving

Year	No.	Yds.	Avg.	Long	TD
1990	56	802	14.3	45l	4
1991	55	766	13.9	62t	2
<b>Totals</b>	<b>111</b>	<b>1568</b>	<b>14.1</b>	<b>62t</b>	<b>6</b>

### Single-Game Bests

**Yards Receiving:** 132 vs. Philadelphia, Dec. 29, 1990.  
**Receptions:** 7 vs. Philadelphia, Dec. 29, 1990. **Longest Reception:** 62t vs. New England, Sept. 29, 1991. **TDs Receiving:** 1 six times.

### Games

**Games (Starts):** 1990: 16 (2), 1991: 16 (16) — **Totals:** 32 (18).

**Additional Statistics:** Returned one punt for 2 yards, fair caught one punt; rushed one time for 4 yards, 1990; returned four punts for 26 yards, rushed three times for 21 yards, 1991.



## WALTER REEVES

**TIGHT END**

**89**

**6-3 ▲ 266 ▲ Fourth Year  
 Auburn ▲ Second Round, 1989**

**▲Hobby enthusiast has designs on owning his own hobby shop. He recently purchased the inventory of a going-out-of-business hobby store in Arizona which he keeps in his garage.**

**▲Pro Career:** Earned starting tight end role in 1990 in Joe Bugel's new offensive scheme ... combines crushing blocking prowess with proven pass-catching talents ... one of largest starting tight ends in league at 266 pounds. **▲1991:** Played in 15 games with 13 starting roles ... inactive at Washington (Sept. 15) due to knee bruise, then did not start

*(Tight end Walter Reeves continued on page 82)*



**(Tight end Walter Reeves continued from page 81)**

two other contests as Cards opened with three wide receivers ... pulled down eight passes for 45 yards (5.6-yard average) ... grabbed three passes for 17 yards (5.7-yard average) in 24-14 win at L.A. Rams (Sept. 1) ... suffered hyperextended knee at Philadelphia (Sept. 8) and subsequent MRI exam revealed only bone bruise ... inactive the following week at Washington (Sept. 15), but returned to starting lineup vs. Dallas (Sept. 22) as Phoenix posted first 100-yard rushing game of season ... also helped anchor blocking that paved way for 135 yards on ground in 24-10 victory over New England (Sept. 29) ... snared season-long 13-yarder vs. Philadelphia (Nov. 24). **▲1990:** Though he caught just 18 passes, only Reeves and wide receiver Roy Green caught at least one pass in final nine games of season ... snared just five passes in first seven contests, then 13 over final nine games with seven in last three outings ... grabbed 16-yard toss from quarterback Timm Rosenbach on first play of 11-play, 79-yard touchdown drive in fourth quarter of 20-17 victory over Indianapolis (Dec. 2) ... finished with season-best three grabs for 22 yards vs. Philadelphia (Dec. 29). **▲1989:** Played in all 16 games with starting assignments as Cards opened game with two tight ends at N.Y. Giants (Sept. 24) and vs. Dallas (Nov. 12), then was sole starter in season finale at Philadelphia (Dec. 24) ... caught first NFL pass vs. Cowboys (Nov. 12) for first down yardage in fourth-and-three situation to keep fourth-quarter scoring drive alive in Cardinals' thrilling 24-20 victory ... sealed victory with fumble recovery on kickoff coverage late in game ... saw plenty of action in finale against Eagles but did not catch a pass. **▲College/Personal:** Voted all-Southeastern Conference and all-America honors as senior at Auburn after honorable mention as junior ... helped lead Tigers to three consecutive bowl appearances (two Sugars, one Citrus) ... two-time all-Alabama pick as prep star at Eufaula High School ... building science major in college ... born Dec. 16, 1965 ... he and wife, Carlanda, reside in Phoenix with their daughter, Meghan (May 21, 1990).

**Receiving**

Year	No.	Yds.	Avg.	Long	TD
1989	1	5	5.0	5	0
1990	18	126	7.0	16	0
1991	8	45	5.6	13	0
<b>Totals</b>	<b>27</b>	<b>176</b>	<b>6.5</b>	<b>16</b>	<b>0</b>

**Single-Game Bests**

**Yards Receiving:** 22 vs. Philadelphia, Dec. 29, 1990.  
**Receptions:** 3 vs. Philadelphia, Dec. 29, 1990; at L.A. Rams, Sept. 1, 1991. **Longest Reception:** 16 vs. Indianapolis, Dec. 2, 1990. **TDs Receiving:** None.

**Games**

**Games (Starts):** 1989: 16 (3), 1990: 16 (16), 1991: 15 (13) — **Totals:** 47 (32).  
**Additional Statistics:** Returned 1 kickoff for 5 yards, 1989





# JAMES RICHARDS

**GUARD**

**64**

**6-4 ▲ 289 ▲ First Year  
California ▲ Free Agent, 1992**

▲ *Cog in resurgence of University of California football program under Bruce Snyder, now in his first season as head coach at Arizona State.*

▲ **Pro Career:** Signed as free agent with Phoenix February 4, 1992 ... originally selected by Dallas in third round of 1991 NFL Draft (70th overall) as fourth guard chosen ... opened season on Cowboys' developmental roster, waived Oct. 9 ... signed by L.A. Rams Oct. 15 ... remained on developmental squad until Nov. 5 release ... re-signed with Dallas Nov. 13 and spent duration of season on developmental roster.

▲ **College/Personal:** All-Pac-10 Conference selection for California where he was integral cog in resurgence of Golden Bears' football program under new Arizona State head coach Bruce Snyder ... invited to play in East-West and Hula Bowl classics following senior season ... spent 1987 at California State-Northridge, then transferred to Antelope Valley Junior College (Calif.) in 1988 ... all-California lineman at Antelope Valley High School ... physical education major while at California ... born Nov. 7, 1969 in Lancaster, Calif. where he resides during off-season.

## Games

Games (Starts): 1991: 0 (0) — Totals: 0 (0)



# BUTCH ROLLE

**H-BACK/TIGHT END**

**82**

**6-3 ▲ 245 ▲ Seventh Year  
Michigan State ▲ Plan B Free Agent, 1992**

▲ *Authored an amazing string of scoring efficiency as Buffalo Bill by scoring touchdowns on 10 consecutive pass receptions over a span of five seasons (1987-91).*

▲ *Has not missed a contest in 92-game professional career.*

▲ *Owens two pet boa constrictors six and 12-feet long.*

▲ **Pro Career:** Signed as Plan B free agent March 7, 1992 after six seasons (1986-91) with Buffalo Bills ... will be inserted at H-back position ... authored amazing string of scoring efficiency with Buffalo by scoring touchdowns on 10 consecutive receptions over

*(H-Back/Tight End Butch Rolle continued on page 84)*

**(Tight End/H-Back Butch Rolle continued from page 83)**

a span of five seasons (1987-91) ... caught four passes his 1986 rookie season, then 10 straight for short-yardage touchdowns ... impressive blocker with special teams talent ... originally selected by Buffalo in seventh round of 1986 NFL Draft. ▲1991: Played in all 16 games as reserve behind Keith McKeller and Pete Metzelaars ... caught three passes for 10 yards (3.3-yard average) with two scoring grabs in goal-line situations ... streak of catching 10 consecutive scoring passes ended with five-yard reception in season finale vs. Detroit (Dec. 22). ▲1990: Snared just three passes, but all for scores, vs. Indianapolis (Sept. 9), N.Y. Jets (Sept. 24), and Cardinals (Nov. 11) ... also recorded 29 tackles on special teams, second-best on team that led NFL for fourth consecutive season in kickoff return coverage. ▲1989: Grabbed just one pass but it was good for one-yard touchdown vs. Cincinnati (Nov. 26). ▲1988: Pulled in a pair of passes for two scores, a one-yarder vs. Green Bay (Oct. 30) and two-yard catch vs. L.A. Raiders (Dec. 11) ... also led special teams coverage unit with 22 tackles. ▲1987: Gathered in two three-yard scoring passes, vs. Miami (Nov. 29) and at L.A. Raiders (Dec. 6). ▲1986: Credited with four pass receptions for 56 yards (14-yard average) ... all but one reception registered in only starting role at Miami (Oct. 12) with three aerials for 48 yards, including career-best 20-yarder. ▲College/Personal: Finished collegiate career at Michigan State with 57 receptions for 604 yards (10.6-yard average) with five touchdowns ... caught five-yard touchdown pass as sophomore with eight seconds left in game to help Spartans upset Notre Dame 28-21 ... all-county selection at Hallandale (Fla.) High School ... one of eight children to Ronald Rolle, a Pentecostal minister and his evangelist wife, Nellie, Butch was raised in the church and gravitated to music ... played guitar, trombone, and drums as a child ... experimented with keyboards at Michigan State ... formed a band and played a few dances in the Buffalo area during his years as a Bill ... born Aug. 19, 1964 in Miami, Fla. ... given name is Donald Demetrus Rolle ... resides in Hallandale during off-season.

**Receiving**

Year	No.	Yds.	Avg.	Long	TD
1986*	4	56	14.0	20	0
1987*	2	6	3.0	3t	2
1988*	2	3	1.5	2t	2
1989*	1	1	1.0	1t	1
1990*	3	6	2.0	3t	3
1991*	3	10	3.3	5	2
<b>Totals</b>	<b>15</b>	<b>82</b>	<b>5.5</b>	<b>20</b>	<b>10</b>

\*Buffalo

**Games**

**Games (Starts):** \*1986: 16 (1), \*1987: 12 (0), \*1988: 16 (0), \*1989: 16 (1), \*1990: 16 (0), \*1991: 16 (0) — **Totals:** 92 (2).

\*Buffalo

**Additional Statistics:** Returned one kickoff for six yards, 1987; returned one kickoff for 12 yards, 1988; returned two kickoffs for 20 yards, 1989; returned two kickoffs for 22 yards, 1990.



# TIMM ROSENBACH

## QUARTERBACK

**3**
**6-1 ▲ 210 ▲ Third Year**
**Washington State ▲ First Round, 1989  
(Supplemental Draft)**

▲ *Older brother, Todd, and parents wanted symmetry in sons' names, explaining the double-m spelling of Timm.*

- ▲ *As a redshirt freshman, played on same Washington State team with Redskins' quarterback Mark Rypien in 1985 when the latter was a senior.*
- ▲ *A cowboy at heart, Rosenbach has purchased a five-acre ranch in Gilbert, Arizona and owns several horses to pursue his hobby of team roping. He married the former Carrie Serrano in June, 1992 outdoors under a sagebrush arch with groom and groomsmen bedecked in black cowboy hats, tux tops, black jeans, and black cowboy boots.*
- ▲ *Montana state javelin champion in high school with a personal best of 231 feet (77 yards).*
- ▲ *Father, Lynn, was assistant athletic director at Washington State while mother, Rosie, was executive director of the Pullman (Wash.) Chamber of Commerce and former marketing/promotions director of the W.S.U. athletic department.*
- ▲ *After sub-par sophomore season at W.S.U., Rosenbach requested switch to defense after tossing 24 pass interceptions. He returned as a junior to throw 24 touchdown passes and finish seventh in Heisman Trophy balloting.*

▲ **Pro Career:** Showed flashes of excitement and promise in abbreviated action as rookie in 1989 ... progressed remarkably in 1990 as starter ... suffered knee injury during pre-season last year that required reconstructive surgery ... smooth rehabilitation with medical clearance for full participation granted on July 13, 1992, weeks ahead of schedule ... 3,098 yards passing in 1990 were bettered by only three NFC passers—L.A. Rams' Jim Everett (3,989), San Francisco's Joe Montana (3,944), and Philadelphia's Randall Cunningham (3,466) ... added 470 yards rushing, second only to Cunningham (942) in entire league. ▲ **1991:** Suffered heart-wrenching rupture of anterior cruciate ligament in right knee in non-contact drill during evening practice Aug. 21 ... underwent successful reconstructive surgery Sept. 3 with rehabilitation schedule encompassing eight to 12 months ... began to run with specially-fitted brace March 1, 1992 ... enjoyed impressive preseason with 24 completions in 38 attempts (63.2 percent) for 327 yards with three touchdowns, two interceptions and a passer rating of 94.8 before injury as Cards went 4-0 in preseason play. ▲ **1990:** Inexperience showed early but matured rapidly midway throughout campaign ... over the season's final eight weeks, only Cunningham (15) and Washington's Mark Rypien (12) threw more touchdown passes than Rosenbach (11) in the NFC ... posted mid-season interception-less streaks of 101 and 96 pass attempts after suffering seven interceptions in season's first four games ... became first Cardinal quarterback to avoid interception in three consecutive games (weeks six-eight) since Neil Lomax enjoyed a four-game stretch in 1986 (weeks six-nine) ... mobility allowed Cardinal offensive line to allow just 43 quarterback sacks, a 13-sack improvement from

*(Quarterback Timm Rosenbach continued on page 86)*



**Passing**

Year	Att.	Comp.	Yards	Pct.	Avg./Att.	TD	Int.	Long	Tkld/Lost	Rating
1989	22	9	95	40.9	4.32	0	1	24	2/19	35.2
1990	437	237	3,098	54.2	7.09	16	17	68t	43/285	72.8
1991	Injured—Did Not Play									
<b>Totals</b>	<b>459</b>	<b>246</b>	<b>3,193</b>	<b>53.6</b>	<b>6.96</b>	<b>16</b>	<b>18</b>	<b>68t</b>	<b>45/304</b>	<b>71.1</b>

**Rushing**

Year	No.	Yds.	Avg.	Long	TD
1989	6	26	4.3	8	0
1990	86	470	5.5	25	3
<b>Totals</b>	<b>92</b>	<b>496</b>	<b>5.4</b>	<b>25</b>	<b>3</b>

**Games**

**Games (Starts):** 1989: 2 (1), 1990: 16 (16), 1991: 0 (0) —  
**Totals:** 18 (17).

**Single-Game Bests**

**Yards Rushing:** 50 at Philadelphia, Sept. 16, 1990.  
**Rushing Attempts:** 9 at Atlanta, Dec. 9, 1990. **Longest Rush:** 25 vs. Chicago, Oct. 28, 1990. **TDs Rushing:** 2 vs. New England, Nov. 25, 1990. **Pass Attempts:** 41 vs. N.Y. Giants, Dec. 23, 1990. **Pass Completions:** 23 vs. N.Y. Giants, Dec. 23, 1990. **Passing Yards:** 381 vs. N.Y. Giants, Dec. 23, 1990. **TDs Passing:** 3 vs. Green Bay, Nov. 18, 1990, vs. N.Y. Giants, Dec. 23, 1990, vs. Philadelphia, Dec. 29, 1990. **Completion Percentage:** 70.4% vs. Dallas, Oct. 14, 1990 (19-27).

**L**UIS **S**HARPE**TACKLE****67**

**6-5 ▲ 280 ▲ Eleventh Year**  
**UCLA ▲ First Round, 1982**

- ▲ Selected to two-year term on NFL Players Association Executive Board of Vice Presidents along with teammate Dave Duerson
- ▲ Earned Pro Bowl invitations following 1987-88 seasons after being voted alternate in both 1983 and '84.

▲ Born in Havana, Cuba. Moved to Detroit with family at age six.

▲ **Pro Career:** Veteran lineman still regarded as one of the NFL's best pass blockers ... great combination of strength, foot quickness, and intelligence ... three-time Pro Bowler (1987-89) after being selected as alternate two previous seasons ... played 44 games during 16-month stretch from 1984-85 due to signing with USFL ... after 16 games as Cardinal in 1984, signed with USFL's Memphis Showboats in spring of 1985 ... played 12 games in Memphis, then returned to Cardinals in time to start all 16 NFL contests in the fall of 1985 ... started 110 consecutive games from 1982 rookie season until knee injury sidelined him for two games in 1989. ▲ **1991** Started all 16 games, running starting streak to 147 consecutive contests ... played next to revolving door of guards throughout first half of season—Joe Wolf (games one-three), Vernice Smith (game four), Wolf (games five-six), Willie Williams (games seven-eight). ▲ **1990:** Anchored talented, large offensive line that yielded fewest quarterback sacks (43) in 11 seasons and opened holes for rookie Johnny Johnson to earn Pro Bowl status ... honored as second team all-NFL by Associated Press ... played every down in 10 games, including all but seven

*(Tackle Luis Sharpe continued on page 88)*

*(Tackle Luis Sharpe continued from page 87)*

snaps in first 14 contests ... played through sprained knee in 23-21 win over Philadelphia (Sept. 16), then after not practicing all week answered the bell for entire game in New Orleans (Sept. 23) ... caught first touchdown pass from quarterback Timm Rosenbach on tackle-eligible play at N.Y. Giants (Oct. 21) ... pulled hamstring vs. Giants but still played all but one down the next week vs. Chicago (Oct. 28) ... ankle injury in return game vs. Giants relegated him to bench in fourth quarter but he still played from opening whistle to final gun in finale vs. Eagles (Dec. 29). ▲1989: Voted to third straight Pro Bowl ... missed training camp due to contract negotiation but opened season at his usual left tackle post ... started first nine games until knee injury vs. N.Y. Giants (Nov. 5) ... missed two contests but returned against Tampa Bay (Nov. 26) for final five outings. ▲1988: Voted offensive team captain for second consecutive year ... besides a trip to the Pro Bowl, also earned all-pro second team notice by Associated Press and first team all-NFC by United Press International ... performed well against Lawrence Taylor in both contests with N.Y. Giants and played admirably vs. Washington (Oct. 16), limiting Dexter Manley to two tackles and one sack ... fine play was major reason for Cards' early-season success and quarterback Neil Lomax being sacked just 15 times in first six games. ▲1987: Voted offensive team captain by teammates prior to season ... besides Pro Bowl honor, also gained all-NFC second team notice by United Press International ... perhaps two best performances of season against NFL heavyweights Manley of Washington (Dec. 6) and Taylor of New York Giants (Oct. 25). ▲1986: With full off-season of rest, regained past form in 1986 ... consistently awarded the better defensive linemen in NFL ... extended his consecutive starting streak to 73 games at season's end, longest string on Cardinal club. ▲1985: After playing all 16 games with Cardinals in 1984, signed with Memphis of USFL in spring of 1985 ... played in 12 games with Showboats then returned to start all 16 games for St. Louis ... mental and physical exhaustion took its toll as he failed to perform with same toughness and finesse exhibited in previous seasons ... ran string of consecutive starts to 57. ▲1984: Sixteen-game starter and Pro Bowl alternate in outstanding season ... stellar play at left tackle was important factor in Cardinals' high-powered passing attack that saw St. Louis yield just 49 sacks ... repelled some of finest pass rushers in league ... near-flawless protection of Pro Bowl quarterback Neil Lomax who led NFC with club-record 4,614 yards passing. ▲1983: Tabbed Pro Bowl alternate in second season at left tackle. ▲1982: Cardinals' first-round pick in 1982 NFL Draft ... earned NFL all-rookie team and team co-most valuable player (with Benny Perrin) awards ... fulfilled all expectations with outstanding year ... selected to all-rookie squads by *Pro Football Weekly*, *Pro Football Digest*, and the PFWA along with fellow rookie tackle Tootie Robbins ... shared game most valuable player honors with Robbins in 23-20 win over Atlanta (Nov. 28) ... first tackle selected in draft. ▲College/Personal: All-America at UCLA ... played guard and center positions as three-year starter ... received Bruins' rookie-of-the-year award as freshman ... second-team all-Pac-10 Conference as sophomore ... earned honorable mention all-America as junior ... named team's most valuable player as senior and appeared in 1981 Hula Bowl and Olympia Gold Bowl ... attended Detroit's Southwestern High School where he played football and basketball ... earned academic all-America honors at UCLA ... degree in political science ... born June 16, 1960 in Havana, Cuba ... he and wife, Kathi, have three daughters, Leah, (Feb. 1, 1984), Rebekah Alicia (Dec. 4, 1987), and Sara Paulina (Dec. 27, 1992) ... they reside in Phoenix.

## Games

Games (Starts): 1982: 9 (9), 1983: 16 (16), 1984: 16 (16), 1985: 16 (16), 1986: 16 (16), 1987: 12 (12), 1988: 16 (16), 1989: 14 (14), 1990: 1(16), 1991: 1(16) — Totals: 147 (147).

Additional Statistics: One rush for 11 yards, 1983; one pass-reception for one-yard touchdown, 1990.



# JESSIE SMALL

## OUTSIDE LINEBACKER

**52**
**6-3 ▲ 240 ▲ Fourth Year**
**Eastern Kentucky ▲ Plan B Free Agent, 1992**

▲ *Position coach at Eastern Kentucky was Rob Ryan, son of former Philadelphia Eagles' head coach Buddy Ryan. Small later played for the latter during three seasons with the Eagles after being selected in the second round of the 1989 NFL Draft.*

▲ **Pro Career:** Signed as Plan B free agent with Phoenix March 11, 1992 ... provides impressive potential at outside linebacker ... talents well suited to Cardinals' three-four defensive scheme ... started 23 of 47 games with Eagles over three-year stay in Philadelphia ... Eagles' first selection (second round, 49th pick overall) in 1989 NFL Draft. ▲ **1991:** Started first eight games at right linebacker before yielding to impressive rookie William Thomas ... collected 25 tackles and three quarterback hurries ... registered season-best five tackles vs. Phoenix (Sept. 8) and at Washington (Sept. 30) ... also contributed four tackles on special teams. ▲ **1990:** Started 14 games, missing contest at Dallas (Oct. 28) due to concussion ... contributed 76 tackles and three and one-half quarterback sacks ... also added seven "hurries" ... posted his two career sacks in 32-24 victory vs. Minnesota (Oct. 15) on nationally-televised Monday night football ... earned game ball for nine tackles and a sack in 23-21 victory at Phoenix (Dec. 29). ▲ **1989:** Played in 16 games and collected nine tackles ... groomed to take over starting right linebacker spot occupied by 11-year veteran Al Harris ... saw one starting role in place of injured Seth Joyner and recorded six tackles in 24-17 victory at N.Y. Giants (Dec. 3) ... also ranked second on club with 13 tackles on special teams. ▲ **College/Personal:** Stand-up defensive end at Eastern Kentucky ... Division I-AA all-America selection as senior with 105 tackles and 13 sacks ... led E.K.U. defense as junior along with Aaron Jones, Pittsburgh Steelers' first-round selection in 1988 draft ... childhood friend and four-year college roommate of N.Y. Giants' defensive back Myron Guyton ... attended Thomasville Central High School in native Boston, Ga. ... born Nov. 30, 1966 ... single ... resides during off-season in Thomasville.

### Tackles-QB Sacks

Year	Solos	Assists	Total	QB Sacks
1989*	4	5	9	0
1990*	45	31	76	3.5
1991*	13	12	25	0
<b>Totals</b>	<b>62</b>	<b>48</b>	<b>110</b>	<b>3.5</b>

\*Philadelphia

### Games

Games (Starts): \*1989: 16 (1), \*1990: 15 (14), \*1991: 16 (8)

— Totals: 47 (23).

\*Philadelphia



# LANCE SMITH

## GUARD

## 61

**6-3 ▲ 290 ▲ Eighth Year**

**Louisiana State ▲ Third Round, 1985**

▲ *Enjoyed bit part with former teammate David Galloway in movie "Neon Empire" filmed in Florence, Arizona during the 1988 off-season. Starring Gary Buscy, the film is about a mafia invasion of Las Vegas.*

▲ *After earning UPI all-rookie honors at right tackle in 1985, Smith transitioned to guard in 1987, his third professional season.*

▲ **Pro Career:** Seven-year starter who offers savvy and intensity in the trenches ... has started last 81 games at right guard after filling in at both guard and tackle ... all-rookie pick as tackle in 1985, has performed solidly at guard since 1987... overcomes lack of textbook size with an irrepresible and resolute approach to the game ... along with line-backer Freddie Joe Nunn (both entering eighth year), stands second in Cardinal seniority to tackle Luis Sharpe (11th season). ▲ **1991:** Lined up for every offensive snap (993 plays), a feat equalled on club only by center Bill Lewis ... with trade of Tootie Robbins to Green Bay during '92 off-season, will be working with new partner on right side for first time since he broke into starting lineup in 1987. ▲ **1990:** Played every snap in 15 games and missed just three downs all season ... adjusted well playing alongside new center Bill Lewis ... prominent ingredient in success of rookie Pro Bowl running back Johnny Johnson and fact that Phoenix offensive line improved quarterback sack/yardage numbers by 13/94 yards over previous season, ▲ **1989:** Only offensive player to start all 16 games and one of only three overall (Smith, strong safety Tim McDonald, linebacker Ken Harvey were the others) ... saw both Tootie Robbins and rookie Joe Wolf start on his right side at tackle while Derek Kennard and Kani Kauahi opened at center on his left flank. ▲ **1988:** Started every game for second consecutive year at right guard ... played every down in nine contests and was integral cog in continued fine play of Phoenix offense ... suffered knee sprain vs. Dallas (Oct. 31), then aggravated it the next week vs. San Francisco but did not miss a play in either victory. ▲ **1987:** Stepped into veteran Joe Bostic's right guard spot during training camp when Bostic signed late ... started entire season with solid results ... provided steadying influence between injury-ridden Robbins at tackle and new center Kennard. ▲ **1986:** Started all five preseason games and first 11 games of regular season at right tackle before ankle injury limited him to only two starts in last five contests ... started last two games of season at right guard when Bostic was sidelined with injury ... playing time on field goal and point-after-touchdown units last part of season ... worked in practice at guard periodically. ▲ **1985:** Received starting nod five of last eight contests at right tackle for injured Robbins (hamstring) ... in NFL debut vs. Dallas ( Nov. 4), faced national television audience, home sellout, and Ed "Too Tall" Jones ... survived challenge in 21-10 Cardinals' win on Monday night. ▲ **College/Personal:** Played in Hula Bowl ... received scattered all-America mention as freshman, withstood adversity in 1982 and '83, then became "blue-chip" success story as



senior at Louisiana State in 1984 ... dropped from 295 to 260 points in 1984 to win several all-America honors at Louisiana State ... born Jan. 1, 1963 in New York City ... attended A.L. Brown High School in hometown of Kannapolis, N.C ... exceptional prep athlete in football and wrestling ... he and wife, Felicia, reside in Phoenix with sons, Quentin (Sept. 27, 1985) and Justin (March 22, 1990).

## Games

Games (Starts): 1985: 14 (5), 1986: 15 (13), 1987: 15 (15), 1988: 16 (16), 1989: 16 (16), 1990: 16 (16), 1991: 16 (16) — Totals: 108 (97).



# VERNICE SMITH

**GUARD/TACKLE**

**69**

**6-3 ▲ 298 ▲ Third Year**  
**Florida A&M ▲ Free Agent, 1989**

▲ *Smith has found a home in Phoenix after previous training camp experience with Miami (1987), Dallas (1988), and Cleveland (1989).*

▲ **Pro Career:** Versatile lineman with ability to play both guard and tackle spots ... started eight contests last year at left guard ... spent prior training camps in Miami, Dallas, and Cleveland before joining Cardinals ... has added nearly 20 pounds since arrival in Phoenix (Sept., 1989). ▲ **1991:** Played in 14 games with eight starting roles at left guard after Joe Wolf suffered shoulder injury ... saw first extensive action of season in second half at Washington (Sept. 15) at left tackle when Tootie Robbins suffered groin pull ... started first NFL game at left guard in 24-10 win over New England (Sept. 29) ... suffered Achilles injury, however, and was inactive for next two contests ... re-gained starting guard spot at Dallas (Nov. 3) for duration of season. ▲ **1990:** Showed enough progress through training camp that club traded 1989 third-round draft pick Mike Zandofsky to San Diego ... played in 11 games ... first significant playing time in 34-17 win over New England (Nov. 25) in place of Luis Sharpe at left tackle ... also briefly spelled a shaken Derek Kennard at left guard at Atlanta (Dec. 9) ... played considerably vs. N.Y. Giants (Dec. 23) as Sharpe left game in fourth quarter with ankle sprain. ▲ **1989:** Spent entire season on Cards' developmental squad ... originally signed as free agent with Miami (May 22, 1987), waived by Dolphins on final roster cut-down that year (Sept. 8) ... subsequently inked contract with Dallas the following spring (March 8, 1988), then released again near start of season (Aug. 30) ... again in 1989, signed with Cleveland (March 24), then waived by Browns during preseason (Aug. 30). ▲ **College/Personal:** Three-year starter for Florida A&M ... played every position on offensive line for Rattlers ... born Oct. 24, 1965 in Orlando, Florida ... attended Oak Ridge High School there ... active in local charitable endeavors ... he and his wife, Era, live in Phoenix with their daughter, Alexandria (Jan. 26, 1992).

## Games

Games (Starts): 1990: 0 (0), 1991: 14 (7) — Totals: 25 (7).



# TYRONE STOWE

## INSIDE LINEBACKER

## 90

**6-1 ▲ 249 ▲ Sixth Year**  
**Rutgers ▲ Plan B Free Agent, 1991**

▲ *Prepped as blocking back for Craig "Ironhead" Heyward during consecutive New Jersey state championships at Passaic High School.*  
 ▲ *As Steeler from 1988-90, made a name as one of the best special teamers in the AFC with 34 tackles on kick-coverage units.*

▲ **Pro Career:** Signed as Plan B free agent with Cards February 25, 1991 ... one of finest special teams players in AFC over three seasons prior to joining Phoenix ... physical linebacker who's played in 68 games with 52 tackles on special teams coverage units ... stepped into starting role on three occasions last year ... former replacement player during 1987 players' strike. ▲ **1991:** Collected 46 tackles, all but seven in three late-season starting roles at inside linebacker ... played only sparingly from scrimmage, mainly on special teams, early in year ... earned first starting role at Dallas (Nov. 3) and impressed with 11 tackles ... turned heads again the following week with team-high 14 tackles vs. N.Y. Giants (Nov. 10) ... was not in starting lineup at San Francisco (Nov. 17) due to nickel-coverage alignment, but credited with fumble recovery in third quarter to set up Phoenix field goal ... pounded Philadelphia for team-best 14 stops vs. Eagles (Nov. 24) ... suffered ankle sprain in practice (Nov. 29) and was inactive for final three games of season ... finished second on club with 12 special teams tackles, first with two forced fumbles. ▲ **1990:** Led Pittsburgh with 15 tackles on special teams ... key performer for Steelers unit that led entire league in punt returns and yardage allowed with just 16 opponent punt returns for a total of 106 yards ... also contributed forced fumble and recovery. ▲ **1989:** Played in all 16 games, primarily on special teams ... ranked second on club with nine stops ... led team as three-time selection as special teams player-of-the-game with two solo tackles on coverage units vs. Minnesota (Sept. 24) and Kansas City (Oct. 20) ... also honored for effort that included blocked punt at Tampa Bay (Dec. 24) ... credited with pair of special teams tackles in playoff contest at Denver (Jan. 7). ▲ **1988:** Started four games at right inside linebacker and played in 10 overall ... finished season with 18 tackles, including nine on special teams ... started first three weeks of season and registered 10 tackles ... waived Oct. 22, then re-joined team Dec. 1 when Bryan Hinkle was sidelined with toe injury ... led club with seven tackles on special teams in final three games. ▲ **1987:** Signed as free agent with San Diego (April 30) but waived prior to start of season (Sept. 7) ... re-signed as replacement player (Sept. 27) and started all three games at left inside linebacker during players' strike ... named special teams player-of-the-week with three tackles apiece in contests at L.A. Rams (Oct. 11) and again vs. Cincinnati (Oct. 25). ▲ **College/Personal:** Two-time honorable-mention all-America while at Rutgers ... broke three school records with 533 tackles, 326 solo stops, 207 assists ... played in both Hula Bowl and Blue-Grey games following senior year ... majored in sports management while at Rutgers ... born May 30, 1965, he and wife, Elise, reside with their daughter, Brittany (Oct. 3, 1988) and Tyrah (Oct. 7, 1991) in the off-season in his native Passaic, N.J.

**Tackles—QB Sacks**

Year	Solos	Assists	Total	QB Sacks
1987*	9	2	11	0
1988*	13	5	18	0
1989*	0	0	0	0
1990*	1	0	1	0
1991	26	20	46	0
<b>Totals</b>	<b>49</b>	<b>27</b>	<b>76</b>	<b>0</b>
<b>Cards</b>	<b>26</b>	<b>20</b>	<b>46</b>	<b>0</b>

\*Pittsburgh

**Opp. Fumbles Recovered**

Year	No.	Yds.	Avg.	Long	TD
1987*	0	0	0.0	0	0
1988*	0	0	0.0	0	0
1989*	2	0	0.0	0	0
1990*	1	0	0.0	0	0
1991	1	0	0.0	0	0
<b>Totals</b>	<b>4</b>	<b>0</b>	<b>0.0</b>	<b>0</b>	<b>0</b>
<b>Cards</b>	<b>1</b>	<b>0</b>	<b>0.0</b>	<b>0</b>	<b>0</b>

\*Pittsburgh

**Games**

Games (Starts): \*1987: 13 (3), \*1988: 10 (4), \*1989: 16 (0), \*1990: 16 (0), 1991: 13 (4) — Totals: 68 (11), Cards: 13 (4).

\*Pittsburgh

**ERIC SWANN****DEFENSIVE LINEMAN****98**

**6-4 ▲ 310 ▲ Second Year**  
**No College ▲ First Round, 1991**

▲ *Reported to 1992 spring mini-camp at 303 pounds, 22 fewer than the end of the 1992 season and 40 pounds lighter than his heaviest point last year.*

▲ **Pro Career:** Perhaps the top human interest story of the 1991 NFL Draft ... did not play college football ... instead, honed skills on minor-league level with Bay State Titans in Lynn, Mass. ... selected by Phoenix in first round of draft, the sixth selection overall ... pro career began inauspiciously when he suffered injury to left knee during Cards' mini-camp May 3, then underwent arthroscopic surgery May 7 to remove piece of torn meniscus cartilage ... after limited activity, had fluid drained from knee just after start of training camp (July 18) ... underwent second arthroscopic examination July 30 that revealed minor inflammation and required only a debris clean-up of the knee ... declared as part of 47-man roster, then placed on injured reserve list Aug. 27 ... in first season, credited with 19 solo tackles, 3 assists, 4 quarterback sacks, and 5 "hurries" ... activated Sept. 27 and saw first professional action in 24-10 win over New England (Sept. 29), lining up for 14 plays as interior lineman in nickel package ... recorded first two tackles at N.Y. Giants (Oct. 6), then started first NFL game at Minnesota (Oct. 13) and responded with three solo tackles and a quarterback hurry in 43 plays - most of any Phoenix defensive lineman that afternoon ... collected four tackles in 16-10 win over Atlanta (Oct. 20), then registered first quarterback sack of career by leaping over 6-7, 317-pound Cowboy lineman Kevin Gogan to haul down Troy Aikman at Dallas (Nov. 3) ... bull-rushed to a pair of sacks in starting role at San Francisco (Nov. 17) ... registered

*(Defensive Lineman Eric Swann on page 94)*

(Defensive Lineman Eric Swann continued from page 93)

season-high seven stops vs. Washington (Dec. 8), then collected three solo tackles and his fourth sack of season in Denver (Dec. 15). **▲Personal:** Started at left defensive end for 8–3 Titans of the Minor League Football System (no salaries but provided jobs) ... finished third on team with 72 tackles, but led Titans with 11 quarterback sacks, 33 pressures, and 7 tackles for loss ... also blocked four kicks ... lugged pipe for an electric company and ran errands for a restaurant while playing for Titans ... coached by Ray "Sugar Bear" Hamilton, former assistant for Tampa Bay Buccaneers ... originally signed with North Carolina State, but ruled academically ineligible ... instead of enrolling at N.C. State as "Proposition 48" student, moved to Raleigh where he spent the year working at odd jobs that included maintenance work at the North Carolina State Fairgrounds and attending Wake Technical College ... rated one of the top prep football prospects in North Carolina ... "Super Prep All-American" at Western Harnett High School in Lillington, N.C. ... carried 2.7 grade-point average (out of 4.0) ... standout wrestler, winning conference and regional championships as sophomore ... finished second in the discus and shot put in state track meet as junior ... posted 22-second time in the 200-meter dash at state sectionals ... timed at 4.98 in 40-yard dash at the 1991 Indianapolis scouting combine ... covered 40 yards in 4.8 seconds at special workout for 70 scouts March 5, 1991 ... first non-college player drafted by the NFL since Emil "Six Yard" Sitko by the L.A. Rams in 1946 ... father, Leslie, is an accountant, and mother, Gloria, is high school teacher of learning disabled students ... hometown of Swann Station, N.C. named for his ancestors ... born August 16, 1970 ... he and wife, Roseyn, who owns a degree from Duke University in political science and religion, reside in Phoenix with their infant son, Tevin (July 9, 1992).

### Tackles—QB Sacks

Year	Solos	Assists	Total	QB Sacks
1991	19	3	22	4
<b>Totals</b>	<b>19</b>	<b>3</b>	<b>22</b>	<b>4</b>

### Games

Games (Starts): 1991: 12 (3) — Totals: 1(3)



## JAY TAYLOR

**CORNERBACK**

**27**

**5-10 ▲ 175 ▲ Fourth Year**  
**San Jose State ▲ Sixth Round, 1989**

- ▲ *Position coach in college at San Jose State was Herman Edwards, a nine-year cornerback with the Philadelphia Eagles (1977–85).*
- ▲ *College teammate of Cardinal teammate Johnny Johnson.*

▲ **Pro Career:** Excellent bump-and-run corner whose potential prompted club to trade three-year starter Carl Carter to Cincinnati in 1989 ... collected 74 tackles and knocked away 17 opponent passes in first two seasons, then relegated to reserve status last year.  
 ▲ **1991:** Collected six tackles, batted away four passes, and recovered one fumble in



reserve role ... started at San Francisco (Nov. 17) as Cards opened game with seven defensive backs ... saw most extensive playing time of season (51 of 55 plays) vs. Atlanta (Oct. 20) and responded with two tackles, one pass defended and fumble recovery that set up Phoenix field goal in 16–10 victory. **▲1990:** Corralled three interceptions and 47 tackles in first year as starter at right cornerback ... provided fourth-quarter interception to set up key scoring drive in Cardinals' 23–21 comeback win at Philadelphia (Sept. 16) ... busy afternoon with five tackles at Washington (Sept. 30), then returned second theft of season 34 yards to set up 13–3 Phoenix lead in 20–3 win over Dallas (Oct. 14) ... posted season-high seven tackles at Miami (Nov. 4), then picked off pass vs. Green Bay (Nov. 18) ... was middle-man of unique "lateral play" vs. Atlanta (Dec. 9) when Cedric Mack intercepted pass, lateralled to Taylor, who in turn pitched the ball to Marcus Turner ... finished season with team-best nine passes defended. **▲1989:** Saw action in 16 games with two starting roles ... finished rookie season with 23 tackles, 8 deflected passes, 1 fumble recovery, and 1 forced fumble ... started at defensive back in season opener in Detroit (Sept. 10) against Lions' new "run-'n'-shoot" offense and was credited with two tackles and one pass defended ... endured busy afternoon with six tackles and two pass deflections in Cardinals' 34–20 win over Atlanta (Oct. 22) ... second NFL start at Dallas (Oct. 29) in place of Carl Carter (hamstring) and totaled three tackles and one pass defended ... credited with three tackles, one pass deflection, and a forced fumble and recovery on kickoff coverage in Cardinals 24–20 win over Dallas (Nov. 12) ... ended season with six tackles on special teams units. **▲College/Personal:** Second-team all-Big West Conference pick as senior at San Jose State ... broke up 27 passes in final two years of college football ... owned impressive 28.7 kickoff-return average as senior at SJSU ... AP honorable mention all-America as junior ... transferred to San Jose State after standout career at Grossmont (Calif.) J.C. ... all-league pick in both football and track while at St. Augustine High School in San Diego ... sociology major in college ... born Nov. 8, 1967 ... he and wife, Milinda, reside in Gilbert, Ariz. with their daughters, Desiree (June 19, 1990) and Dominique (Oct. 29, 1991).

### Tackles—QB Sacks

Year	Solos	Assists	Total	QB Sacks
1989	25	2	27	0
1990	43	4	47	0
1991	4	2	6	0
<b>Totals</b>	<b>72</b>	<b>8</b>	<b>80</b>	<b>0</b>

### Interceptions

Year	No.	Yds.	Avg.	Long	TD
1989	0	0	0.0	0	0
1990	3	50	16.7	34	0
1991	0	0	0.0	0	0
<b>Totals</b>	<b>3</b>	<b>50</b>	<b>16.7</b>	<b>34</b>	<b>0</b>

### Opp. Fumbles Recovered

Year	No.	Yds.	Avg.	Long	TD
1989	2	0	0.0	0	0
1989	1	0	0.0	0	0
1990	0	0	0.0	0	0
1991	1	0	0.0	0	0
<b>Totals</b>	<b>2</b>	<b>0</b>	<b>0.0</b>	<b>0</b>	<b>0</b>

### Games

Games (Starts): 1989: 16 (2), 1990: 16 (16), 1991: 16 (1) — Totals: 48 (19).





# ANTHONY THOMPSON

## RUNNING BACK

## 34

**6-0 ▲ 210 ▲ Third Year**  
**Indiana ▲ Second Round, 1990**

▲ *Holds NCAA record with 68 career touchdowns, surpassing previous mark of 58 by Pittsburgh's Tony Dorsett (1973-76).*

▲ *Idolized former Chicago Bear great Walter Payton while growing up in Terre Haute, Indiana. Now wears Payton's no. 34.*

▲ *Runner-up for 1989 Heisman Trophy as senior at Indiana.*

▲ **Pro Career:** Excellent complement to 1990 Pro Bowler Johnny Johnson ... the pair could be utilized in the same backfield on occasion ... has carried ball 18 or more times in just five pro games, but has averaged 92.8 yards in those five outings. ▲ **1991:** Accumulated 376 yards rushing on 126 attempts (3-yard average) with one touchdown while catching seven passes for 52 yards (7.4-yard average) ... started three contests ... opened season with career-high 29 rushing attempts (60 yards) in 24-14 win at L.A. Rams (Sept. 1) with Johnson inactive due to foot injury ... posted team season rushing best with 98 yards on 26 attempts (3.8-yard average) in 24-10 win over New England (Sept. 29) ... actually hit the 100-yard mark late in game, but lost two yards as Cards lined up for field goal attempt on his last carry ... knifed over from one-yard line for Cards' only points of 34-7 loss at Minnesota (Oct. 13) ... posted season-best 5.8-yard rushing average (eight attempts for 46 yards), including 22-yard run ... also attempted one pass on option play. ▲ **1990:** Though limited by late arrival to training camp due to contract negotiations, averaged over 100 yards-per-game rushing in three-game stretch while Johnson nursed sprained ankle (weeks 12-14) ... saw only brief action in opener at Washington (Sept. 9), but pounded ball in from one-yard out for first NFL score to tie game at 14-14 in third quarter of Cardinals' 23-21 comeback win at Philadelphia (Sept. 16) ... cruised to 41 yards and a touchdown on 13 carries in 20-3 win over Dallas (Oct. 14) ... made most of opportunity vs. New England (Nov. 25) with Johnson sidelined with sprained ankle by blasting for 136 yards and a touchdown on 28 attempts in 34-14 triumph over Patriots, the most yards rushing by a Cardinal since Stump Mitchell gained 158 vs. New Orleans Dec. 8, 1985 ... encored with 18 carries for 74 yards in 20-17 win over Indianapolis (Dec. 2) after Johnson aggravated ankle and left game in second quarter ... in that game, Thompson gained 58 yards on 12 attempts in second half, including 36 yards on five runs in final series of game to run out clock ... powered to 96 yards on 26 attempts in 24-13 victory at Atlanta (Dec. 9), with 13 attempts for 69 yards and a touchdown in second half to close door on Falcons, then iced game with electrifying 40-yard gallop with 1:05 remaining in contest, his longest run since a 55-yard scamper as a sophomore at Indiana. ▲ **College/Personal:** Runner-up in 1989 Heisman Trophy balloting and consensus all-America pick at Indiana a senior ... ended glorious collegiate career with NCAA-record 68 touchdowns, breaking former mark set by Pittsburgh's Tony Dorsett (59) from 1973-76 ... led nation in rushing as senior with 1,793 yards ... established NCAA record with 377 yards on 52 carries against Wisconsin ... also holds Indiana

and Big Ten mark of +12 points scored and 1,161 rushing attempts ... claims 28 100-yard rushing games as collegian ... led resurgent Indiana football program to three bowl games (All-American, Peach and Liberty) ... never missed a game while at Indiana ... named Big Ten Conference male athlete-of-the-year for 1989-90 academic year, a prestigious award that had gone to only one other football player (Iowa quarterback Chuck Long, 1986) in the nine-year history of the honor ... as prep star in Terre Haute, Indiana, ran for 3,819 yards and 36 touchdowns in three-year high school career ... general studies major ... born April 8, 1967 in Terre Haute, Indiana ... owns sporting goods store in Bloomington ... resides in Bloomington with his wife, Lori, a medical student.

### Rushing

Year	No.	Yds.	Avg.	Long	TD
1990	106	390	3.7	40	4
1991	126	376	3.0	22	1
<b>Totals</b>	<b>232</b>	<b>766</b>	<b>3.3</b>	<b>40</b>	<b>5</b>

### Receiving

Year	No.	Yds.	Avg.	Long	TD
1990	2	11	5.5	6	0
1991	7	52	7.4	14	0
<b>Totals</b>	<b>9</b>	<b>63</b>	<b>7.0</b>	<b>14</b>	<b>0</b>

### Single-Game Bests

**Yards Rushing:** 136 vs. New England, Nov. 25, 1990.  
**Rushing Attempts:** 29 at L.A. Rams, Sept. 8, 1991.  
**Longest Rush:** 40 at Atlanta, Dec. 9, 1990. **TDs Rushing:** 1 five times. **Yards Receiving:** 14 at N.Y. Giants, Oct. 6, 1991. **Receptions:** 2 at Washington, Sept. 15, 1991; vs. New England, Sept. 29, 1991. **Longest Reception:** 14 at N.Y. Giants, Oct. 6, 1991. **TDs Receiving:** None

### Games

**Games (Starts):** 1990: 13 (3), 1991: 16 (4) — **Totals:** 29 (7).



## DANNY VILLA

**OFFENSIVE LINEMAN**

**74**

**6-5 ▲ 305 ▲ Sixth Year**  
**Arizona State ▲ Trade, 1992**

▲ *Returns to Sun Devil Stadium on the campus of Arizona State University where he starred as a collegian. Villa was a vital cog of the ASU 1987 Rose Bowl championship team's "Homeboys" offensive line comprised of five Arizona natives.*

▲ *A native of Nogales, Arizona, located on the state's border with Mexico, Villa joins wide receiver Anthony Edwards as one of two native Arizonans on the Cardinals' roster.*

▲ *Pro Career:* Acquired Jan. 30, 1992 in trade with New England in exchange for undisclosed draft choice ... provides Phoenix with versatility to play all five positions on offensive line and long-snapping duties ... starter in 62 of 68 pro games. ▲ **1991:** Opened season as starter at right guard ... helped pave way for running back Leonard

*(Offensive Lineman Danny Villa continued on page 98)*

*(Offensive Lineman Danny Villa continued from page 97)*

Russell, another former Arizona State star, who earned consensus offensive rookie-of-the-year honors ... suffered sprained ankle at Phoenix (Sept. 29) ... placed on injured reserve list Oct. 4 through Nov. 7, missing five games ... activated Nov. 8, started next five games, then suffered sprain to other ankle and relegated back to injured reserve list Dec. 11 for final two games of season. ▲1990: Started all 16 games, the first eight at right tackle, the last eight at center, beginning with contest at Indianapolis (Nov. 11). ▲1989: Starter for 15 games, missing contest at Atlanta (Oct. 15) with arm injury ... opened at tackle for 12 contests, then moved to guard for three others. ▲1988: First full season as starter ... opened at left tackle for 14 contests, missing two due to hip injury ... handled long-snapping duties in all 16 games. ▲1987: Broke into starting lineup at left tackle in eighth game of season ... played in 11 games overall, starting final seven contests ... initial professional start vs. Dallas (Nov. 15) ... assumed long-snapping duties when Guy Morris suffered hand injury. ▲College/Personal: Two-year starter for Arizona State when Sun Devils posted composite 18-5-1 record ... anchored 1986 offensive line as senior that won Pac-10 Conference championship and 1987 Rose Bowl over Michigan ... winner of Morris Trophy, emblematic of Pac-10's best offensive lineman following senior season ... selected in fifth round (113th overall) of NFL Draft ... attended Nogales (Ariz.) High School where he lettered in football, basketball, and track ... earned all-Arizona honors in both football and basketball ... member of 1982 Arizona championship basketball team, averaging 20 points and 18 rebounds ... born Sept. 21, 1964 in Nogales ... he and wife, Joanne, reside in Phoenix with their infant daughter, Christina (Feb. 24, 1992).

**Games**

Games (Starts): \*1987: 11 (7), \*1988: 16 (14), \*1989: 15 (15), \*1990: 16 (16), \*1991: 10 (10) — Totals: 68 (62).

\*New England

Additional Statistics: 1987—fumbled once for -13 yards; 1988—fumbled once for -39 yards; 1990—recovered one fumble.



# JIM WAHLER

## NOSE GUARD

## 66

**6-4 ▲ 275 ▲ Fourth Year**  
**UCLA ▲ Fourth Round, 1989**

▲ *One of the most community-minded Cardinals, Wahler and his wife, Diane, joined Ann Symington, Arizona's "First Lady," as the subjects of the team's 1991 United Way television spot. Wahler makes numerous community appearances each month.*

▲ *Owens valuable collection of comic books, including approximately 250 issues of "Spiderman."*

▲ **Pro Career:** Three-year starter who benefitted from Cardinals switch to three-four defensive alignment ... added bulk during 1991 off-season to further improve his impact as an active nose tackle ... has collected 174 tackles in three pro seasons to lead Phoenix





linemen each of the past two campaigns. **▲1991:** Started 13 of 15 games at nose tackle and led Phoenix defensive linemen with 72 tackles and five stops for loss ... collected three tackles and forced fumble in first quarter of season-opening victory at L.A. Rams (Sept. 1) before suffering knee sprain ... registered two solo stops and shared a sack in 24-10 win over New England (Sept. 29) ... led all Cardinal linemen with seven tackles at Minnesota (Oct. 13) ... posted four stops in 16-10 win vs. Atlanta (Oct. 20), then notched nine tackles at Dallas (Nov. 3), then eclipsed that mark with season-best 11 stops along with sack vs. Philadelphia (Nov. 24) ... collected five tackles in just 12 plays before breaking bone in right hand, then was inactive the following week at Denver (Dec. 15) ... finished season with three tackles in season finale vs. New Orleans (Dec. 22). **▲1990:** Enjoyed productive season as full-time starter ... Cardinals' mid-season-move to three-four alignment suited his abilities ... led Phoenix defensive linemen with 42 solo stops and 23 assists ... the 65 tackles nearly doubled his rookie season total of 37 stops ... also credited with 2 1/2 quarterback sacks, 6 quarterback hurries, and 2 forced fumbles ... posted four tackles and a sack in 23-21 comeback win in Philadelphia (Sept. 16) ... lined up at nose tackle as Cards unveiled three-four defense vs. Dallas (Oct. 14) and promptly registered a pair of stops and sack in 20-3 win over Cowboys ... shared a sack and added three more stops the next week vs. N.Y. Giants (Oct. 21) ... packaged season-best 9 tackles, 2 hurries, and 1 forced fumble in 20-17 win over Indianapolis (Dec. 2), followed by three tackles and another forced fumble in 24-13 triumph in Atlanta (Dec. 9) ... credited with 12 combined tackles in final two games of season and 39 over final eight contests. **▲1989:** Made most of opportunity due to injuries, logging 37 tackles, 1 quarterback sack, 1 pass interception, and 1 fumble recovery ... accorded post-season all-rookie recognition (*Pro Football Weekly* and *College and Pro Football Newsweekly*) ... also hatted down four passes, a healthy total for an interior lineman ... played in 13 games, starting 11 ... saw plenty of action in opener vs. Detroit (Sept. 10) when starter Gary Hadd suffered knee injury ... started first NFL game the next week vs. Seattle (Sept. 17) and registered three tackles and batted down one pass in 34-24 victory ... suffered eye injury in practice and did not start vs. N.Y. Giants (Sept. 24) ... played outstanding game vs. Washington (Oct. 8) with nine tackles (eight solo), knocked down a pass at the line, and recorded his first NFL interception ... recorded two tackles and a fumble recovery before leaving Eagles game (Oct. 15) early with knee bruise ... suffered knee sprain vs. Atlanta (Oct. 22) and missed next three games ... returned to starting lineup with four solo stops vs. L.A. Rams (Nov. 19) and Tampa Bay (Nov. 26) ... finished season with seven tackles (six solo), his first NFL sack, and deflected his fourth pass of the season at the line vs. Philadelphia (Dec. 24). **▲College/Personal:** Earned All-America honorable mention notice by Associated Press and second-team all-Pac-10 Conference honors as junior ... UCLA career was far from uneventful ... after offering disparaging remarks about cross-town rival Southern California prior to annual UCLA-USC rivalry game as a senior, Wahler was suspended by Bruin head coach Terry Donahue ... Wahler was halfway to Santa Barbara before teammates convinced him to return ... as senior at Bellarmine (San Jose, Calif.) Prep, accounted for 84 tackles and 20 sacks ... all-city, all-league, and all-California choice ... also competed in track ... helped Bellarmine limit opponents to an average of only 1.5 yards per rushing attempt ... ran 70-meter high hurdles (9.4) ... also a member of 400-meter relay team ... psychology major at UCLA ... brother, Pat, started on Santa Clara football team in 1987 ... born July 29, 1966 ... he and wife, Diane, reside in Phoenix.

(Nose Guard Jim Wahler continued on page 100)



(Nose Guard Jim Wahler continued from page 99)

### Tackles—QB Sacks

Year	Solos	Assists	Total	QB Sacks
1989	29	8	37	1
1990	42	23	65	2.5
1991	47	25	72	1.5
<b>Totals</b>	<b>118</b>	<b>56</b>	<b>174</b>	<b>5.0</b>

### Opp. Fumbles Recovered

Year	No.	Yds.	Avg.	Long	TD
1989	1	0	0.0	0	0
1990	0	0	0.0	0	0
1991	0	0	0.0	0	0
<b>Totals</b>	<b>1</b>	<b>0</b>	<b>0.0</b>	<b>0</b>	<b>0</b>

### Games

Games (Starts): 1989: 13 (11), 1990: 16 (16), 1991: 16 (15) — Totals: 45 (42).



# AENEAS WILLIAMS

**CORNERBACK**

**35**

**5-10 ▲ 187 ▲ Second Year**  
**Southern ▲ Third Round, 1991**

▲ *Father, Lawrence George Williams, a laboratory supervisor for Union Carbide, gave Aeneas his unusual first name to avoid saddling him, along with brother, Achilles, a common moniker similar to his own.*

▲ *Declined academic scholarship to Dartmouth to attend Southern like his father and brother. Enrolled to pursue interest in student government, not football. Acted as freshman senator and sophomore class vice president. As football walk-on during junior year, earned starting role by fifth game of the season. Earned degree in accounting from Southern in four years with 3.2 grade-point average. Currently studying towards master's degree in off-season.*

▲ *As a youngster in talent-rich New Orleans, Williams played against or with five future NFL defensive backs—Maurice Hurst (New England), Kevin Lewis (San Francisco), Garry Lewis (L.A. Raiders), Michael Lindsey (L.A. Rams), and 1992 second-round draft pick Ashley Ambrose (Indianapolis). Ambrose, Hurst, K. Lewis, and Williams attended Alcee Fortier High School together.*

▲ *Six 1991 interceptions gave him a share of the NFC lead, making him the first rookie cornerback to achieve that notoriety since the Cowboys' Everson Walls (11) in 1981. Prior to that, the last rookie corner to turn the trick was Detroit Hall of Famer Lem Barney (10) in 1967.*

▲ *Pro Career:* Recorded memorable rookie season in 1991 ... named NFC defensive rookie-of-the-year by the NFL Players' Association ... consensus all-rookie selection at cornerback ... posted 48 tackles, 17 passes defended, and 2 forced fumbles ... lined up for 852 of 967 defensive snaps to rank second in playing time to free safety Michael Zordich (861) among Phoenix defensive backs ... in first NFL start, collected three tackles, an interception, and batted away four passes in Cards' 24-14 victory at L.A. Rams (Sept. 1) ... grabbed second interception the following week vs. Philadelphia (Sept. 8), and made fumble recovery in end zone ... both efforts thwarted Eagle scoring drives in 26-10 victory in Veterans Stadium ... did not start at Washington (Sept. 15) due to

ankle sprain but still saw duty as reserve ... responded with seven tackles and a deflected pass at N.Y. Giants (Oct. 6) ... played all 55 defensive snaps and collected three tackles and batted away a pair of passes against Atlanta's "Red Gun" offense in 16-10 Phoenix victory ... added third theft of season at Dallas (Nov. 3) along with four tackles ... tallied fourth interception and swatted away two other passes vs. Philadelphia (Nov. 24) ... picked off John Elway twice at Denver (Dec. 15), both times setting up Cardinal scores ... finished impressive rookie season with five tackles vs. New Orleans (Dec. 22) in season finale. **▲College/Personal:** Former walk-on at Southern in 1988 who shared national lead in interceptions with 11 as senior in 1990 and ranked second with seven as junior ... collected 218 tackles, 20 interceptions, and broke up 25 passes in three collegiate seasons ... all-district most valuable player while at Fortier High School in native New Orleans ... enrolled in graduate school when drafted by Phoenix ... born January 29, 1968 ... single ... resides in New Orleans during off-season.

### Tackles—QB Sacks

Year	Solos	Assists	Total	QB Sacks
1991	38	10	48	0
<b>Totals</b>	<b>38</b>	<b>10</b>	<b>48</b>	<b>0</b>

### Interceptions

Year	No.	Yds.	Avg.	Long	TD
1991	6	60	10.0	32	0
<b>Totals</b>	<b>6</b>	<b>60</b>	<b>10.0</b>	<b>32</b>	<b>0</b>

### Opp. Fumbles Recovered

Year	No.	Yds.	Avg.	Long	TD
1991	1	0	0.0	0	0
<b>Totals</b>	<b>1</b>	<b>0</b>	<b>0.0</b>	<b>0</b>	<b>0</b>

### Games

Games (Starts): 1991: 16 (15) — Totals: 16 (15)



# WILLIE WILLIAMS

## TACKLE

## 60

**6-6 ▲ 300 ▲ Second Year**

**Louisiana State ▲ Ninth Round, 1990**

**(Supplemental Draft)**

▲ *Spurned several basketball scholarship offers after leading the state of Texas in rebounding as a senior at Phyllis Wheatley High School in Houston in favor of attending Louisiana State to play football.*

▲ **Pro Career:** Former tight end making conversion to offensive line to make use of his huge frame (6-6, 300-pounds) ... excellent athlete selected by Cardinals in ninth round of 1990 supplemental draft ... has added considerable bulk since college playing days. **▲1991:** Made conversion to offensive tackle during off season and training camp ... played in all 16 games with three starting assignments ... lined up at right guard in place of injured Joe Wolf vs. Atlanta (Oct. 20) in 16-10 Phoenix victory ... received "battlefield promotion" by Bugel and opened again at guard the following week vs. Minnesota (Oct. 27) ... yielded to Vernice Smith one week later ... caught first pro touchdown pass

*(Tackle Willie Williams continued on page 102)*

*(Tackle Willie Williams continued from page 101)*

vs. Philadelphia (Nov. 24) on tackle-eligible play, a three-yard toss from quarterback Stan Gelbaugh ... started season finale vs. New Orleans (Dec. 22) at right tackle in place of injured Tootie Robbins. ▲1990: Spent entire season on developmental roster, working as both tight end and offensive lineman. ▲College/Personal: Though utilized primarily as blocker, caught 13 passes for 183 yards and one touchdown at Louisiana State ... caught 84 passes for 1,550 yards and 15 touchdowns at Phyllis Wheatley High School in Houston, Texas ... also outstanding basketball player who led state of Texas in rebounding as senior ... four-year track letterman as well ... born Aug. 6, 1967 in Houston ... single ... resides in Tempe, Ariz.

**Games**

Games (Starts): 1990: 0 (0), 1991: 16 (3) — Totals: 16 (3).

Additional statistics: caught one pass for three-yard touchdown, 1991.



**JOE WOLF**

**GUARD/TACKLE**

**68**

**6-6 ▲ 296 ▲ Fourth Year**

**Boston College ▲ First Round-b, 1989**

▲Led Boston College offensive line helped quarterback Doug Flutie win the 1984 Heisman Trophy. The youngest member of B.C.'s 1985 Cotton Bowl title team. Wolf hadn't turned 18 when the Golden Eagles left for Dallas on Dec. 26. He turned 18 two days later.

▲Brother, Mike, was starting center for Penn State. Both suffered injuries—Joe (ankle), Mike (knee)—in the same nationally-televised game in 1987, a 27-17 Penn State victory.

▲Pro Career: Ideal frame and toughness ... opened 1992 season at left tackle, but played in just eight games due to torn pectoral muscle ... injuries prompted him to play at three different positions on offensive line as rookie in 1989. ▲1991: Development through training camp enabled club to trade long-time starting guard Derek Kennard to New Orleans as part of deal to acquire talented cornerback Robert Massey ... lined up at left guard in season opener at L.A. Rams (Sept. 1), but suffered pectoral muscle tear ... hindered by the injury over course of next six games before being relegated to injured reserve list Oct. 19 ... activated Dec. 7, but did not play in games 14-15, then saw action as reserve in season finale vs. New Orleans (Dec. 22). ▲1990: Saw action on offensive line in only two games as the Phoenix starters played 99 percent of the downs from scrimmage (4,957 of combined 5,005 possible downs at the five positions) ... came off bench briefly (24 plays) vs. New England (Nov. 25) as right tackle Tootie Robbins was temporarily hobbled by ankle sprain ... also stepped in for 15 snaps late in game at Dallas (Dec. 16) ... saw extensive special teams action on field goal and point-after-touchdown units. ▲1989: Endured season of on-the-job training at three different positions as rookie in 1989 ... started at right tackle for games two-seven, at left guard for

games eight-nine, at left tackle for outings 10-11, back to left guard for contests 12-14, then again to right tackle for game 15 before finishing the campaign at left guard in the season finale ... earned numerous all-rookie acclaim (UPI, *College and Pro Football Newsweekly*, *Pro Football Weekly*, and *Football Digest*) ... started one game at guard in pre-season, then subbed for Robbins (knee) at tackle ... replaced former starter Todd Peat (waived) and fellow rookie Mike Zandofsky at left guard when Robbins returned ... bumped outside to left tackle when Luis Sharpe left game early vs. N.Y. Giants (Nov. 5), then stayed there the next two weeks before moving back to guard vs. Tampa Bay (Nov. 26) when Sharpe returned ... replaced Robbins (triceps injury) vs. Denver (Dec. 16), then shifted back to left guard for the finale vs. Philadelphia (Dec. 24) when Robbins returned. **▲College/Personal:** All-America honorable mention as both sophomore and senior ... only a knee injury as junior prevented three-time all-America acclaim ... played both guard and tackle in college ... all-league and all-Pennsylvania center and defensive tackle at William Allen High School in his native Allentown, Penn. ... threw shot put and discus on school's track team and was center on basketball squad ... has been a "bird" his entire football life—a canary in high school, a golden eagle in college, and now a cardinal ... enrolled in the College of Arts and Sciences at B.C. ... born Dec. 28, 1966 ... single ... resides in Tempe, Ariz.

## Games

Games (Starts): 1989: 16 (15), 1990: 15 (0), 1991: 8 (6) — Totals: 39 (21).



# WILLIE WRIGHT

**TIGHT END**

**31**

**6-4 ▲ 239 ▲ First Year  
Wyoming ▲ Free Agent, 1991**

▲ *A saxophone player, Wright aspires to play the national anthem before a game.*

▲ *Allocated to Frankfurt for 1992 World League play, Williams planned to locate his brother, Mike, who is in the U.S. Army's 15th Support Battalion in Mannheim, Germany. The military newspaper "Stars and Stripes" aided Wright's cause by printing an article about his search, prompting a phone call from his brother.*

▲ **Pro Career:** One of four Cardinal players designated for World League allocation program ... started seven of 10 contests with Frankfurt Galaxy at linebacker ... posted 33 solo tackles, 3 assists, 5 sacks, 1 forced fumble, and 4 fumble recoveries for 3-7 Galaxy ... opened season in grand form with 4 tackles, 1 sack, and 2 fumble recoveries, one in end zone for a touchdown ... corralled two sacks vs. Birmingham ... collected season-high seven stops at Sacramento ... waived by Cardinals on final roster cutdown but added to developmental roster Sept. 18, where he spent duration of the season ... will be given look at tight end during training camp, a position he saw some practice time at

*(Outside Linebacker/Tight End Willie Wright continued on page 104)*

*(Outside Linebacker/Tight End Willie Wright continued from page 103)*

while on developmental squad with Cardinals last year. **▲College/Personal:** Three-year starter at Wyoming with career total of 207 tackles, including team-best 94 stops as senior ... joined team as walk-on ... played quarterback, linebacker, and tight end at Riverton (Wyo.) High School... also lettered in track (long jump, triple jump, and sprints) and basketball ... majored in physical education at Wyoming ... born March 9, 1969 in Riverton ... single ... resides in Riverton during off-season.

**Games**

Games (Starts): 1991: 0 (0).



**MICHAEL ZORDICH**

**FREE SAFETY**

**38**

**6-1 ▲ 200 ▲ Sixth Year**

**Penn State ▲ Plan B Free Agent, 1989**

▲Member of Penn State's 1982 national championship team.

▲Co-sponsors charity golf tournament with N.Y. Giant quarterback Matt Cavanaugh in their native Youngstown, O. during the off-season.

**▲Pro Career:** Signed as Plan B free agent Mar. 2, 1989 ... led all Phoenix non-starters in tackles first two seasons with club (59 in 1989, 27 in 1990), then earned starting role at free safety last year following the trade of incumbent Lonnie Young ... former free agent whose toughness and ability to "make the play" earned him a suit with N.Y. Jets in 1987 and a starting assignment in seven games for Phoenix in 1989 ... claims four career interceptions, returning two for scores ... selected by San Diego in ninth round of 1986 draft but released at end of preseason. **▲1991:** Started all 16 games and collected career-best 87 tackles ... registered eight tackles and batted ball in air that teammate Tim McDonald intercepted to thwart late scoring drive in season-opening 24-14 victory at L.A. Rams (Sept. 1) ... collected six stops and fumble recovery that resulted in field goal for 10-10 tie as Cards upset Eagles in Philadelphia 26-10 (Sept. 8) ... played every down in three consecutive games (weeks four-six, 14+ plays) ... credited with five solo tackles and broke up pass over the middle with ferocious hit in 24-10 win over New England (Sept. 29) ... along with other four starting defensive backs, played all 53 snaps in 16-10 victory over Atlanta (Oct. 20), generating four solo tackles and key interception at one-yard line to thwart Falcon scoring drive in second quarter ... compiled season-best 10 tackles at Dallas (Nov. 3) ... posted seven stops vs. Philadelphia (Nov. 24) and in season-finale vs. New Orleans (Dec. 22) ... suffered ankle sprain on second play vs. Washington (Dec. 8) and was unavailable most of game. **▲1990:** Led all non-starters with 27 tackles as valuable reserve defensive back ... 46 "blocks" on special teams also rated tops on club, 21 more than nearest teammate—four-time Pro Bowler Ron Wolfley with 25 ... situational player during season with impressive run support as well as pass

defense abilities in particular defensive schemes ... recorded four tackles at New Orleans (Sept. 23), then registered season-best nine stops vs. N.Y. Giants (Oct. 21) ... helped seal victory at Atlanta (Dec. 9) with 38-yard interception return at four-minute mark of fourth quarter in 24-13 win ... collected three tackles apiece at Buffalo (Nov. 11), at Dallas (Dec. 16) and in season finale vs. Philadelphia (Dec. 29). **▲1989:** Supplied tough, smart play in 16 games with seven starting roles ... led all non-regular starters with 59 tackles while also adding one interception return for touchdown and one quarterback sack ... also deflected four passes ... saw extensive action in season-opening 16-13 win over Detroit (Sept. 10) after Young suffered elbow injury ... proceeded to start next seven contests until Young returned ... posted seven stops and downed Phil Simms on blitz vs. N.Y. Giants (Sept. 24), forcing fumble Cardinals recovered ... credited with seven tackles vs. Washington (Oct. 8) ... seven solo stops and two pass deflections in 34-20 win over Atlanta (Oct. 22) ... won game ball for performances in 19-10 win over Dallas (Oct. 29) with six tackles and interception for score when he gathered in batted pass for 16-yard return vs. Cowboys to give Cards 13-3 third quarter lead ... also downed key punt on five-yard line ... followed with another game ball vs. N.Y. Giants (Nov. 5) with five tackles and two stops on special teams coverage units ... relegated to reserve status with return of Young in game nine but contributed noticeably on special teams ... only Garth Jax (30) had more coverage tackles than Zordich (18). **▲1988:** Notched 10 tackles, including 35-yard interception return for touchdown ... also bagged 19 tackles on special teams to rank fourth on club. **▲1987:** Signed with Jets as free agent but released (Sept. 6) on final roster cutdown ... re-signed (Sept. 14) and made nine tackles and one sack as reserve defensive back in 10 games ... added nine more stops as member of special teams units. **▲College/Personal:** Four-year letterman at Penn State and consensus all-America and all-East pick ... finished collegiate career as school's 12th all-time leading tackler with 201 stops ... football and baseball standout at Chaney High School in hometown of Youngstown, Ohio ... born Oct. 12, 1963 ... he and wife, Cindy, reside in Youngstown during the off-season with their sons, Michael Vincent (Oct. 29, 1989) and Alex (July 5, 1991).

### Tackles-QB Sacks

Year	Solos	Assists	Total	QB Sacks
1987*	6	2	8	0
1988*	9	1	10	0
1989	43	17	60	1
1990	17	10	27	0
1991	65	22	87	0
<b>Totals</b>	<b>140</b>	<b>52</b>	<b>192</b>	<b>1</b>
<b>Cards</b>	<b>125</b>	<b>49</b>	<b>174</b>	<b>1</b>

\*N.Y. Jets

### Interceptions

Year	No.	Yds.	Avg.	Long	TD
1987*	0	0	0.0	0	0
1988*	1	35	35.0	35t	1
1989	1	16	16.0	16t	1
1990	1	25	25.0	25	0
1991	1	27	27.0	27	0
<b>Totals</b>	<b>4</b>	<b>103</b>	<b>25.8</b>	<b>35t</b>	<b>2</b>
<b>Cards</b>	<b>3</b>	<b>68</b>	<b>22.7</b>	<b>27</b>	<b>1</b>

\*N.Y. Jets

### Games

**Games (Starts):** \*1987: 10 (0), \*1988: 16 (0), 1989: 16 (6), 1990: 1 (1), 1991: 16 (16) — **Totals:** 74 (23), **Cards:** 48 (23).

\*N.Y. Jets

**Additional statistics:** Recovered one fumble, 1991.

# DRAFT CHOICES



## TONY SAGCA QUARTERBACK

19

**6-5 ▲ 234 ▲ Penn State  
Second Round (46th Overall)**

Possessed one of the strongest throwing arms in college football ... has a smooth release and can fire tight spirals downfield with consistency ... has large hands and impressive accuracy ... drops back quickly and is not afraid to run with the ball ... became first freshman in Penn State University (P.S.U.)

history to start a game at quarterback ... holds school's all-time records with 401 completions, 824 pass attempts, 5,869 yards, 1,051 plays, and 6,000 yards in total offense, topping the previous marks set by Chuck Fusina (371 of 665 passes for 5,382 passing yards and 5,162 total yards, 1975-78) ... +1 touchdown throws equalled the P.S.U. career record of Todd Blackledge (1980-82). **▲As a senior in 1991:** Named honorable mention all-America by *Football News* ... set Nittany Lion season records with 169 completions for 2,488 yards, surpassing the previous marks of 161 successful passes by Blackledge (1982) and 2,221 yards by Fusina (1977) ... 292 pass attempts tied Blackledge's 1982 P.S.U. record ... 21 touchdown tosses were one shy of Blackledge's 22 (1982) ... ran for four touchdowns ... threw a scoring pass in every game except vs. Rutgers ... only five interceptions with two of those pass thefts coming while playing with a dislocated finger on his passing hand vs. Southern California ... did not throw an interception in eight regular-season games ... passed for 206 yards on 13 of 24 attempts with five touchdowns, including a 52-yarder to Richie Anderson, in 34-22 victory over Georgia Tech in the Kickoff Classic ... completed 14 of 20 passes for 151 yards and two touchdowns in 35-13 triumph over Notre Dame ... hit 11 of 28 passes for 150 yards and four touchdowns, including a 37-yarder to O.J. McDuffie to give Lions 42-17 victory over Tennessee in the Fiesta Bowl in Tempe, Arizona. **▲As a junior in 1990:** Started all year, coming on midway through the season ... completed 122 of 249 attempts (48.9 percent) for 1,866 yards and 10 touchdowns ... gained 137 yards with a touchdown on 51 carries (2.7-yard average) ... completed 20 of 34 passes for 277 yards and three touchdowns, including a 32-yarder to Terry Smith as Nittany Lions downed Notre Dame, 24-21 ... became first P.S.U. T-formation quarterback to rush for over 100 yards in a game ... accounted for 113 yards on six carries while completing 16 of 32 passes for 187 yards and a touchdown in a 22-17 decision over Pittsburgh in the season finale ... hit 12 of 25 passes for 194 yards with a 56-yard scoring connection to David Daniels and ran for 28 yards on six tries vs. Florida State in the Blockbuster Bowl. **▲As a sophomore in 1989:** Moved into the starting lineup in the third game of the season vs. Boston College, earning nine assignments behind center ... completed 56 of 137 passes (40.9 percent) for 694 yards and six touchdowns ... gained 67 yards with a score on 50 carries



(1.3-yard average) ... completed 10 of 20 passes for 206 yards and a pair of scores, including a 52-yarder to Daniels in a 50-39 triumph over Brigham Young in the Holiday Bowl. **▲As a freshman in 1988:** Listed fourth on the depth chart at quarterback in spring drills ... earned five starts while playing in nine games due to injuries at that position ... hit 54 of 146 passes (37 percent) for 821 yards and four touchdowns ... earned first career start in 45-9 romp over Temple, completing seven of 14 passes for 121 yards with 60-yard touchdown to Michael Timpson ... completed 15 of 27 passes for 215 yards vs. Syracuse. **▲Other:** All-America pick by *Scholastic Coach*, *Parade*, and *USA Today* at Delran (N.J.) High School ... named player-of-the-year by the *Philadelphia Inquirer* ... led team to an 11-0 record and the Group II state title his final year, completing 96 of 176 passes for 1,665 yards and 24 touchdowns ... enrolled in Penn State's College of Liberal Arts ... brother John, who also attended Delran H.S., served as his back-up at Penn State in 1990 ... born Anthony John Sacca on April 17, 1970 in Delran, N.J.



## ED CUNNINGHAM

### CENTER

59

### 6-3 ▲ 289 ▲ Washington Third Round (61st Overall)

Two-year starter ... anchored 1991 national championship offensive line for Washington Huskies ... rated top center in 1992 NFL Draft ... very intelligent ... versatility to play across offensive line ... can also handle long-snapping duties. **▲As a senior in 1991:** Anchored Washington's offensive line that helped propel Huskies to national championship ... keyed offensive line that allowed only six quarterback sacks for the entire season, tops in the Pac-10 Conference ... named Husky offensive player-of-the-week seven times ... invited to play in both East-West Shrine game and the Hula Bowl ... selected all-conference first team in Pac-10 Conference and academic all-America pick. **▲As a junior in 1990:** Earned honorable mention all-Pac-10 Conference honors in first season as starter ... took over for former Husky all-America Bern Brostek, a first-round draft selection by L.A. Rams ... also named to conference all-academic squad. **▲As a sophomore in 1989:** Started two games at weakside tackle, three other contests at weakside guard ... endured shoulder sprain midway through season but missed just one game ... moved to tackle during spring of '89. **▲As a redshirt freshman in 1988:** Played 10 games as reserve as back-up center and guard ... accorded honorable mention Pac-10 Conference all-academic honors. **▲As a freshman in 1987:** Redshirted and worked at guard. **▲Other:** Three-time GTE academic all-America with 3.45 GPA in business administration ... three-year letterman at Mt. Vernon High School (Alexandria, Va.) ... named best offensive lineman in Virginia by *Roanoke Times* as senior ... also named to all-South U.S. team by *Orlando Sentinel* ... qualified for 1985 Junior Olympics in Seattle in shot put ... named National Football Foundation Hall of Fame's Virginia scholar athlete-of-the-year in 1987 ... member of National Honor Society, Math Honor Society, and French Honor Society in high school ... born August 17, 1969 in Washington, D.C.

(1992 Draft Choices continued on page 108)



**JEFF CHRISTY**  
**OFFENSIVE LINEMAN**

62

**6-3 ▲ 289 ▲ Pittsburgh**  
**Fourth Round-a (91st Overall)**

A former starting linebacker, fullback, and punter at Pittsburgh, he resurfaced as an offensive lineman in 1990 after a year's absence from football ... developed into one of Pitt's most productive offensive linemen over the last two seasons ... boasts natural instincts of an offensive lineman ... his high school coach told him he would make an excellent college offensive lineman even though he was being recruited as a fullback and linebacker ... added 20 pounds from last season's playing weight of 265, boosting his weight to 285 pounds ... despite weight gain, retained his quickness and agility ... athletic ability sets him apart. **▲As a senior in 1991:** Developed into one of Pitt's best offensive linemen ... started all 11 games for the Panthers ... demonstrated versatility by playing both left and right guard ... named to the Big East Conference first team squad ... also earned second team Associated Press all-East honors ... played in the Blue-Gray and Senior Bowl all-star games. **▲As a junior in 1990:** Along with fellow guard Gary Gorajewski, Christy was one of the surprises of a solid offensive front that was charged with just three of the team's six sacks ... started 11 games at right guard. **▲As a sophomore in 1988:** Switched from linebacker to fullback and punter ... part of band-aid punting solution with Yusef Washington and Jeff Van Horne when starter John Rasp left fall camp, leaving the team without an established punter ... considered a starting fullback candidate for the Panthers entering the 1988 season ... began season as Pitt's starting punter before Washington settled into that position ... started one game at fullback, rushing for 11 yards on his only carry ... punted three times for 82 yards (27.3-yard average) with long punt of 42 yards. **▲As a freshman in 1987:** Played an integral part of Pitt's Bluebonnet Bowl season, filling in for injured starting linebacker Jerry Olsavsky ... started four games at middle linebacker and recorded 35 tackles (18 unassisted) ... finest game in a Pitt uniform against Boston College, collecting 11 tackles ... named to *The Sporting News* "Frosh Report" and the ECAC Honor Roll. **▲Other:** Rated by *Street & Smith Magazine* as one of the top 50 players in the country as a senior ... named first-team all-state by Associated Press and was a two-year member of the *Pittsburgh Press* "Finest 44" and *Pittsburgh Post-Gazette* "Fabulous 22" all-star teams ... named to the 1985 U.S. Army Reserve Junior all-star team ... Freeport High School's male athlete-of-the-year as a senior ... set nine school records during his schoolboy career ... played fullback, linebacker, punter, and place kicker at Freeport ... rushed for 2,824 yards in his career and scored 42 touchdowns ... compiled 337 points and recorded 340 tackles during his career ... led the Western Pennsylvania Interscholastic Athletic League in scoring with 192 points in 1986 ... served as a team captain his senior year ... four-year football letterman ... also lettered twice in baseball and once in track ... honor roll student ... majored in liberal studies at Pitt ... brother Greg is former Panther offensive lineman who played briefly with Buffalo Bills (1985) ... born Feb. 2, 1969 in Freeport, Pa.



## MICHAEL BANKSTON

### NOSE GUARD

63

**6-1 ▲ 285 ▲ Sam Houston State  
Fourth Round-b (100th Overall)**

Outstanding pass rusher who takes advantage of his explosive first step and great arm strength ... handles double team blocking well ... adept at avoiding low blocks ... maintains balance and firmly plants feet to stop inside rush ... very agile with a smooth change in direction ... ranks third on Sam

Houston State University (SHSU) all-time list with 41 tackles behind the line of scrimmage. **▲As a senior in 1991:** Recorded 91 tackles (50 solo) with 11 sacks and 21 stops for 115 yards in losses ... recovered two fumbles and deflected two passes ... named Southland Conference (S.L.C.) and *Football Gazette* national defensive player-of-the-week as he registered 12 tackles with one sack, three stops for losses, and a pass deflection in 21-21 tie with Western Illinois ... followed with 13 tackles, a 12-yard sack, and a pair of stops for losses before reinjuring his ankle late in the McNeese State game ... back on the field the next week, closing out the regular season with a seven-yard sack in a 20-14 win over Southwest Texas State. **▲As a junior in 1990:** Earned all-S.L.C. honors for the second consecutive year ... collected 48 tackles (18 solo) with four sacks and 10 stops for 52 yards in losses ... also recovered a fumble ... named S.L.C. defensive player-of-the-week after registering four tackles with a pair of sacks for minus 18 yards, a stop for a four-yard loss, and a safety in 12-0 victory over Angelo State, the Bearcats first shutout since 1978 ... posted a season-high 11 tackles with a nine-yard sack and a stop behind the line of scrimmage vs. Texas El-Paso. **▲As a sophomore in 1989:** All-S.L.C. first team selection ... started all year at defensive end ... made 51 tackles (20 solo) with four sacks and eight stops for 43 yards in losses ... caused and recovered a pair of fumbles ... earned player-of-the-game honors after notching seven tackles, a sack, and two stops for minus five yards vs. Lamar ... contributed eight hits with a 16-yard sack, a stop for a six-yard loss, and fumble recovery vs. North Texas State and accounted for five tackles with a forced fumble and recovery in the Northwestern State (La.) clash. **▲As a freshman in 1988:** Played in six games ... underwent mid-season arthroscopic surgery on his right knee ... finished with 27 tackles (nine solo) and two stops for five yards in losses ... batted away two passes ... had five hits, including one for a four-yard loss, vs. Nicholls State. **▲Other:** All-Texas, all-Greater Houston, and all-district defensive end at East Bernard (Texas) High School ... member of *Houston Post's* Top 100 list ... named most valuable player at the 1988 Texas High School Coaches Association All-Star game ... lettered in football, basketball, and track ... general studies major ... born March 12, 1970 in East Bernard, Texas.

(1992 Draft Choices continued on page 110)



**BRIAN BRAUNINGER**  
**TACKLE**

**65**

**6-5 ▲ 279 ▲ Oklahoma**  
**Sixth Round (146th Overall)**

Versatile lineman switched from defense to offense during 1990 spring drills ... possesses size and frame to add more bulk ... runs well for his size with matching agility ... arrived in Norman as heralded prep offensive tackle ... reportedly, when Sooner coaches saw his size, strength and a sub-4.8 clocking in the 40-yard dash, they immediately moved him to defense despite being touted as one of the top high school offensive linemen out of Texas that year ... spent first two seasons on defense, then switched to offense for junior season ... overcame series of injuries as a defensive lineman early in his collegiate career. **▲As a senior in 1991:** Started at left tackle in first injury-free collegiate season and earned first team all-Big Eight Conference honors ... also named honorable mention all-America ... graded extremely high by Sooners' coaching staff week after week. **▲As a junior in 1990:** Transitioned from defense to offense ... lost starting opportunity due to injury ... sustained injury to left hand and played sparingly as reserve right tackle. **▲As a sophomore in 1989:** Injuries limited playing time ... suffered left knee sprain ... saw action as defensive lineman. **▲As a freshman in 1988:** Battled injury bugaboo during first year in Norman ... headed for duty as defensive lineman but injury to left wrist during spring drills essentially negated season. **▲Other:** Rated 19th best player in state of Texas out of Arlington High School ... journalism major at Oklahoma ... born January 18, 1969 in Arlington.



**DEREK WARE**  
**TIGHT END**

**49**

**6-2 ▲ 245 ▲ Central State (Okla.)**  
**Seventh Round (175th Overall)**

Solidly built athlete with great upper body development and long arms ... tough, physical blocker who easily protects the outside from the pass rush ... fluid runner with fine speed for his size ... runs precise routes with great sense for the openings in the zone defense ... joined Texas A&M from Sacramento Community College, the same program that produced former Aggie tight end Mike Jones. **▲As a senior in 1991:** Played eight games as a tight end at Central (Okla.) State ... also played defensive end in three contests ... missed two games with ankle injury ... operating in run-oriented offense, he caught eight passes for 102 yards (12.8-yard average) and averaged four knockdown blocks per game ... also made six tackles (five solo) with three sacks for 23 yards in losses and two quarterback pressures ... began the season with three

catches for 38 yards vs. Northwest Missouri State ... had a 22-yard touchdown grab, a two-point conversion reception, two sacks for minus 15 yards, and a quarterback pressure in East Texas tilt. **▲As a junior in 1990:** Shared tight end position at Texas A&M ... caught 11 passes for 181 yards (16.5-yard average) with a pair of touchdowns in 10 games ... also gained nine yards on two carries ... caught three passes for 37 yards and a 24-yard touchdown in 28-13 victory over Hawaii in the season opener ... gained 58 yards with a 38-yard touchdown on three receptions to give Aggies a 28-24 victory over Texas Tech ... left school at the end of the season. **▲Other:** First team all-conference selection at Sacramento Community College ... started in squad's two tight-end offense ... made 32 catches for 605 yards (19.9-yard average) and two touchdowns ... attended Christian Brothers High School in Sacramento where he lettered in football, track, basketball, and baseball ... drafted by Toronto Blue Jays in 31st round (821 overall) after his senior year (1985) in high school ... played in their minor league system in 1986 and '87... signed contract Aug. 1, 1985 for '86 season ... first stop was Medicine Hat (Pioneer League, Summer Class A) where he batted .239 in 46 games as outfielder and designated hitter ... played eight games in outfield ... hit five home runs with 15 runs batted in and 10 stolen bases ... assigned to Dunedin (Florida State League, Class A) in 1987 but did not play in any regular-season games ... returned to Medicine Hat where he hit .253 in 27 games with 0 home runs, 8 runs batted in, and 7 stolen bases as switch hitter ... played 12 games in outfield ... last stop in brief baseball career was to St. Catherines (New York-Penn League, League, Class A) where he batted .278 in 27 games with 0 home runs, 9 runs batted, and 8 stolen bases ... played 25 games in outfield ... general studies major at Central State ... born Sept. 17, 1967 in Sacramento.



## ERIC BLOUNT

**RUNNING BACK/KICK RETURNER**

**25**

**5-9 ▲ 192 ▲ North Carolina  
Eighth Round (202nd Overall)**

Most prolific kick returner in history of University of North Carolina (U.N.C.) and the Atlantic Coast Conference (A.C.C.) ... also saw action at wide receiver and tailback ... despite smallish build, he is very quick, has deceptive moves, and is extremely durable ... concluded his collegiate career second in NCAA history on all-time combined kick return list with 3,033 yards ... returned 97 kickoffs for 2,313 yards (23.8-yard average) and 80 punts for 720 yards (9-yard average) ... 97 kickoff returns for 2,313 yards and 3,033 combined yards are all A.C.C. records ... career kickoff return average of 23.8 yards rates fifth in conference history ... also finished fifth on the U.N.C. chart in all-purpose yardage with 4,391 yards (2,313 kickoff returns, 720 punt returns, 814 rushing, 544 receiving) ... played wide receiver as a freshman and senior and tailback as sophomore and junior. **▲As a senior in 1991:** Set U.N.C. single-season record for kickoff returns with 679 yards (25 returns) ... return average of 27.2 yards ranks third in school annals ... also averaged 12.7 yards per punt return, the best figure for a Tar Heel since 1957 ... 394 punt-return yards was sixth in conference history ... became the second Tar Heel, the first player in A.C.C. history, and

*(Running Back/Kick Returner Eric Blount continued on page 112)*

**(Running Back/Kick Returner Eric Blount continued from page 111)**

only the fifth in NCAA history to return both a punt and kickoff for a touchdown in same game ... turned the trick Oct. 5 vs. William & Mary ... returned a punt 76 yards for a touchdown on one series, then after W&M scored on its next possession, took ensuing kickoff 93 yards for a score ... Charlie Justice is the only other U.N.C. player to have achieved that feat ... also rushed four times for 28 yards and caught 10 passes for 139 yards. ▲As a junior in 1990: While starting first five games of season at tailback, ranked second on team with 381 yards rushing on 92 carries (4.1-yard average) for two touchdowns and caught 13 passes for 92 yards (7.1-yard average) ... also returned 25 kickoffs for 604 yards (24.2-yard average), ranking third in A.C.C., and 19 punts for 111 yards (5.8-yard average) ... highlighted season with 114 yards rushing on 21 carries (5.4-yard average) vs. Kentucky ... broke away for 46-yard scoring jaunt vs. Connecticut on Tar Heels' second play from scrimmage. ▲As a sophomore in 1989: Despite playing tailback without benefit of spring practice at the position, posted impressive 4.8-yard rushing average on 86 attempts for 409 yards with two scores ... broke a 97-yard scoring run vs. Clemson but play was nullified by penalty ... it would have been longest run from scrimmage in Carolina history ... added 19 pass receptions for 102 yards (5.4-yard average) ... collected 554 kickoff return yards on 24 tries (23.1-yard average) and 67 yards on 15 punt returns (4.5-yard average) ... authored 102 rushing yards on 10 carries (10.2-yard average) vs. VMI. ▲As a freshman in 1989: Led A.C.C. in punt returns with 148 yards on 15 tries (9.9-yard average) ... also collected 476 yards on 23 kickoff returns (20.7-yard average) with season-long 61-yarder vs. Louisville ... started eight games at split end and set school freshman receiving record with 17 catches for 211 yards (12.4-yard average). ▲Other: Played running back, defensive back, and wide receiver for Ayden-Grifton High School in his native Ayden, N.C. ... set 13 Eastern II-A conference records ... had 2,011 all-purpose yards in 10 regular-season games as senior with 20 touchdowns, including 90-yard punt return, 85-yard kickoff return, 80-yard pass reception, and 76-yard touchdown run ... also earned all-conference honors in basketball ... won the all-student, campus-wide slam dunk contest at U.N.C. in winter of 1991 ... majored in radio, television and motion pictures at Chapel Hill ... born Sept. 22, 1970 in Ayden, N.C.



**DAVID HENSON**

**NOSE GUARD**

**91**

**6-2 ▲ 280 ▲ Arkansas Central  
Ninth Round-a (229th Overall)**

Possesses outstanding toughness and strength ... two-time all-NAIA and Little all-America selection ... bench presses in the range of 500 pounds ... squat lifts well over 600 pounds ... owns fine speed (4.95 clocking at 40 yards) for his size ... in three seasons at Central Arkansas (C.A.U.), compiled 104 tackles, 116 assists, 30 tackles for 75 yards in losses, and 8

quarterback sacks ... transferred to C.A.U. from Arkansas in 1989. ▲As a senior in 1991: Registered 84 tackles (44 solo), 11 tackles for loss, and 3 quarterback sacks ... also recovered 2 fumbles, blocked 2 kicks, intercepted 1 pass, and broke up 3 others ...

helped lead C.A.U. to the NAIA national championship despite nagging ankle injury sustained midway through season ... highlighted NAIA all-America season with 8 tackles, 1 stop for loss, 1 blocked kick, and first career pass interception against Arkansas-Monticello. **▲As a junior in 1990:** Again earned NAIA all-America honors with 77 tackles (39 solo), 7 stops for loss, 3 sacks, and 2 deflected passes ... enjoyed several outstanding contests ... impressive vs. Southwestern Oklahoma with 8 tackles, 2 tackles for loss, and 1 for minus 15 yards. **▲As a sophomore in 1989:** After missing 1988 season following transfer from Arkansas, finished sixth on team with 59 tackles, career-best 12 tackles for 41 yards in losses, and 2 sacks in first season at C.A.U. ... also forced two fumbles and recovered two others ... finest game came against Arkansas Tech with 9 tackles, 2 stops of loss, 3 sacks, and 1 pass defensed. **▲As a redshirted freshman in 1987:** Played briefly as a reserve nose guard at Arkansas. **▲As a freshman in 1986:** Redshirted by Arkansas. **▲Other:** Played defensive tackle, nose guard, center, and full-back at Central Arkansas Christian High School in Maumelle, Ark. ... rushed for over 1,000 yards in two seasons ... academic all-America as a high school senior ... majored in business administration ... born in Nov. 28, 1967 in Maumelle.



## TYRONE WILLIAMS

### WIDE RECEIVER

26

**6-5 ▲ 207 ▲ Western Ontario  
Ninth Round-b (239th Overall)**

Extremely smooth pattern runner ... outstanding leaper with excellent body control ... impressive blocker who takes advantage of his quickness to easily elude defenders down the sidelines ... dangerous running skills after the catch ... displays strong arm for the option pass ... holds the Mustangs'

all-time league records with 101 catches for 2,078 yards topping the marks of 61 catches for 1,273 yards by Craig Labbett (1974-77) ... 2,078 receiving yards rank ninth on the Canadian Interuniversity Athletic Union (CIAU) career chart. **▲As a senior in 1991:** All-CIAU and all-Ontario University Athletic Association (OUAA) first team selection ... missed first two games after suffering hamstring injury in fall drills ... still ranked fifth in the league with 34 receptions for 707 yards (20.8-yard average) and four touchdowns ... also gained 25 yards on two rushing attempts—both touchdowns ... caught six passes for 156 yards and a 60-yard touchdown in 34-19 defeat of Toronto ... snatched six passes for 154 yards in a 56-37 romp over Laurier ... added 76 yards on five grabs and ran for touchdowns of 10 and 15 yards in a 48-19 drubbing of Waterloo ... caught season-best seven passes for 132 yards and three touchdowns with a long of 46 yards to give UWO a 45-38 decision over Toronto in the semi-final playoff round ... followed with seven receptions for 143 yards vs. Laurier in playoff contest. **▲As a junior in 1990:** All-CIAU and all-OUAA choice ... led team with 39 catches for 747 yards (19.1-yard average) and six touchdowns ... also recovered an on-side kickoff ... snatched five passes for 98 yards and a 51-yard score in a 33-15 beating of Toronto ...

*(Wide Receiver Tyrone Williams continued on page 114)*

*(Wide Receiver Tyrone Williams continued from page 113)*

added 80 yards on seven grabs in a 23-9 win over Windsor ... added 10 and 15-yard touchdowns in 35-3 trouncing of Guelph. **▲As a sophomore in 1989:** All-OCAA second team choice ... set a U.W.O. season record by averaging 21.9 yards for catch during the regular league season, topping the previous mark of 18 yards per grab by Rick Wolkenberg in 1985 ... caught 48 passes for 1,027 yards and eight touchdowns ... made six catches for 159 yards and 69-yard score in 40-10 thrashing of Waterloo ... in 49-7 trouncing of Waterloo in the opening round of the playoffs, accounted for 111 yards on six grabs with a pair of touchdowns, including a 35-yarder ... continued to excel in playoffs with six receptions for 127 yards and three touchdowns with long of 48 yards in 50-20 defeat of Toronto ... guided the Mustangs to a 35-10 win over Saskatchewan in the championship game with six passes for 157 yards and a 60-yard touchdown. **▲As a freshman in 1988:** Led the team with 40 catches for 834 yards (20.8-yard average) and three touchdowns in his first year as a Mustang ... gained 103 yards on four receptions in 32-15 win over McGill, then 113 on two catches in 33-15 win over McMaster ... had four receptions for 72 yards with a 49-yard touchdown as the Mustangs downed Toronto, 42-3, in the opening round of the playoffs ... five receptions for 67 yards vs. Calgary. **▲Other:** All-star selection as a receiver his senior year at Queen Elizabeth (Halifax, Nova Scotia) School ... all-star choice as a quarterback and receiver his junior campaign ... all-star forward on basketball team his final year ... also lettered once in basketball at George Harvey (Toronto, Ontario) High School in 10th grade ... economics and sociology major at Western Ontario ... bench presses over 270 pounds with 450-pound leg press ... uncle, Tommy Kane, is wide receiver for Seattle Seahawks ... born March 26, 1970 in Halifax.



## REGGIE YARBROUGH

**FULLBACK**

**44**

**6-1 ▲ 215 ▲ California State-Fullerton  
Tenth Round (259th Overall)**

Tough, productive runner ... combined for nearly 2,000 yards rushing in two seasons at California State-Fullerton (C.S.F.) with 12 touchdowns ... possesses good balance ... ability to pick the right hole ... knack for gaining the tough yards. **▲As a senior in 1991:** Earned second team all-Big West Conference honors ... compiled 905 yards on 195 carries (4.6-yard average) with three touchdowns despite playing just nine games ... named offensive player-of-the-week vs. Georgia with 43 rushing attempts for 192 yards (4.5-yard average) and 35-yard scoring jaunt. **▲As a junior in 1990:** Garnered 1,014 yards rushing to become only the fifth player in school history to surpass the 1,000-yard rushing mark in single season ... led team in scoring with 10 touchdowns and galloped for three scores of 63 yards or more ... authored six 100-yard games ... gained 115 yards on 15 carries, including 80-yard scoring play, in second half of win over Sonoma State in first action of season ... gained 103 yards on





five pass receptions vs. Auburn, highlighted by 66-yard scoring play. **▲Other:** Transferred to C.S.F. from Bakersfield (Calif.) College where he was integral part of 11–0 national championship squad in 1988... rushed for 985 yards on 113 carries (8.7-yard average) with eye-popping 23 touchdowns ... won all-Western States Conference honors ... gained 708 yards with 14 touchdowns in 1987 ... signed national letter of intent to transfer to Arizona State in 1990 but was not admitted because he had not obtained his associate degree which he gained in summer of 1990 ... won conference track championship in 100 meters as sophomore and in 200 meters as freshman ... all-city running back and linebacker at East High School in Denver ... also lettered four times in wrestling ... marketing major at C.S.F. ... born Jan. 18, 1969 in Denver.



## ROB BAXLEY

### TACKLE

70

6–5 ▲ 285 ▲ Iowa  
Eleventh Round (286th Overall)

Tough, durable athlete who has been mainstay on the Hawkeye offensive line since late in his freshman year ... slides smoothly to block on the move ... uses arm strength to lock and move defender ... fine pass protection technique ... punishing drive blocker ... keeps his balance and back pedals smoothly in passing situations. **▲As a senior in 1991:** Selected third team all-America squad by *Football News* ... first team all-Big Ten Conference pick ... one of four Hawkeye captains ... started every game at right tackle as only senior on front wall that allowed only 11 quarterback sacks ... paced an offensive attack that averaged 407.2 yards per game ... selected offensive most valuable player in 58–7 romp over Northern Illinois with five knockdowns as Hawkeyes gained 577 yards. **▲As a junior in 1990:** Second-team all-conference choice ... started every game at right tackle for an offense that set a school season record with 2,699 yards rushing, an average of 224.9 yards per game ... leader of front line that allowed only 15 sacks, down from 30 in 1989 ... earned game most valuable player honors as offense exploded for 662 yards, including 455 rushing, in 63–10 demolition of Cincinnati. **▲As a sophomore in 1989:** Played in every game, starting nine of last 10 contests at left tackle ... came into his own as pass protector as Hawkeyes averaged 223.2 yards per game passing. **▲As a redshirt freshman in 1988:** Played in 10 games with three starting assignments. **▲As a freshman in 1987:** Redshirted. **▲Other:** First team all-state selection at Oswego (Illinois) High School ... led team to 8–2 record and conference title as senior ... played both sides of line his final year, registering 6 sacks, 2 fumble recoveries, and 1 blocked field goal on defense ... also lettered in basketball, serving as captain in both sports ... business major at Iowa ... born March 14, 1969 in Oswego.

(1992 Draft Choices continued on page 116)





# LANCE WILSON

**NOSE GUARD**

**96**

**6-2 ▲ 265 ▲ Texas  
Twelfth Round (313th Overall)**

Played as top reserve on talented Texas defensive line that featured three starters selected in 1992 NFL Draft—defensive end Shane Dronett (second round, Denver), nose tackle James Patton (second round, Buffalo), and defensive tackle Tommy Jeter (third round, Philadelphia) ... versatility enabled him to play both inside and outside on defensive line ... collected 44 tackles and six quarterback sacks in three seasons ... senior season total of 24 tackles eclipsed previous two-year totals combined ... three-time track and field all-America in shot put. **▲As a senior in 1991:** Posted 24 tackles (13 solos) with four quarterback sacks and eight quarterback pressures ... appeared in all 11 games for Longhorns. **▲As a junior in 1990:** Appeared in all 11 games as reserve tackle ... collected 23 tackles and five quarterback pressures ... registered four stops in win over Arkansas. **▲As a sophomore in 1989:** Saw action in nine games ... credited with nine stops and one quarterback sack ... posted five tackles and a sack against Baylor. **▲As a redshirt freshman in 1988:** Began season at center, then moved to defensive tackle ... suffered broken leg in mid-season during practice before having chance to play. **▲As a freshman in 1987:** Redshirted. **▲Other:** All-district lineman at Pflugerville (Texas) High School... accomplished track and field competitor ... 1991 Southwest Conference indoor shot put champion ... placed in three NCAA Championship meets—seventh in the 1990 outdoor meet, seventh in the outdoor, and sixth in the 1991 outdoor ... college career best of 61 feet, 10 1/2 inches ... ranked seventh among high school competitors in 1986 with 65 feet, 10 3/4-inch effort ... physical education major at Texas ... born May 14, 1969 in San Antonio, Texas.

# FREE AGENTS

## VERLON BROWN

### WIDE RECEIVER

42

6-1 ▲ 175 ▲ Rookie ▲ Houston

Former high school wishbone quarterback who switched to wide receiver ... in just over two complete seasons at the University of Houston, collected 81 passes for 1,141 yards (14.1-yard average) with 13 touchdowns ... one of numerous targets utilized by record-setting quarterback David Klingler, selected in first round of 1992 NFL Draft by Cincinnati ... great start at U.H. after transferring from Coffeyville (Kansas) Junior College in 1989 with 21 catches for 2+3 yards in less than two games before breaking ankle ... finished 1991 ranked third on squad with 33 receptions for 464 yards (14.1-yard average) with five touchdowns ... those sophomore numbers were leading the nation in receiving before breaking ankle vs. Arizona State in second game of season, forcing him to miss remainder of campaign ... caught team season-long 60-yarder from Klingler vs. Rice ... snared nine passes for 80 yards vs. Baylor and totaled 98 yards on four grabs vs. Southern Methodist ... moved from slot receiver to outside receiver as junior in 1990 ... sailed to 27 catches for 436 yards (16.1-yard average) with five touchdowns ... without Brown, the Cougars (and Klingler) focused attention on Manny Hazard, and Hazard became the NCAA all-time single-season receiving leader with 142 receptions for 1,689 yards and 22 touchdowns ... given extra year of eligibility due to the injury ... lettered in football and track at Coffeyville J.C. ... posted 10.2 clocking in 100 meters at Coffeyville ... moved from quarterback to receiver after thumb injury ... rushed for 1,565 yards and passed for 650 yards as all-America quarterback at Forrest City (Ark.) High School ... also prep track and basketball standout ... enrolled in the College of Education at U.H. ... born Nov. 26, 1968 in Forrest City.

## RODERICK COLEMAN

### TIGHT END

48

6-5 ▲ 250 ▲ Rookie ▲ Indiana

Athletic receiver with quick feet and fine leaping ability ... physical blocker who possesses tremendous power at the point of attack ... effective short-range pass catcher who created a lot of movement on the line ... began his collegiate career at Northeastern Oklahoma A&M ... recruited at outside linebacker, but moved back to tight end prior to the 1989 campaign ... all-Big 10 Conference first-team selection by conference coaches ... third on team with 33 receptions for 412 yards (12.5-yard average) and one touchdown ... opened the season with seven catches for 75 yards against Notre Dame and had five grabs versus Missouri ... caught four passes for 54 yards and his first touchdown as a Hoosier against Ohio State ... started two games in 1990 ... finished season with nine receptions for 89 yards (9.9-yard average) ... provided solid blocking as Indiana ground attack averaged 206 yards per game ... caught season-high three passes for 37 yards

*(Free Agent Tight End Roderick Coleman continued on page 118)*

*(Free Agent Tight End Roderick Coleman continued from page 117)*

against Illinois ... performed as reserve outside linebacker and defensive tackle as sophomore in 1990 ... recorded six tackles, including one for loss ... moved to tight end after spring drills after the season ... attended N.E. Oklahoma A&M in 1988 ... played in six games at tight end, missing four contests with leg injury ... caught eight passes for 103 yards (13.4-yard average) ... all-state selection as tight end and defensive end at Monroe (Ga.) High School where he caught 14 passes for 205 yards and recorded 98 tackles his final season ... forward on school's basketball team that won the Georgia state championship, averaging 12 points per game ... criminal justice major at Indiana ... born Dec. 4, 1968 in Albany, Ga.

## RICK CUNNINGHAM

### TACKLE

72

6-6 ▲ 312 ▲ Second Year ▲ Texas A&M

Cards won bidding war to sign only unanimous all-World League (W.L.) selection for 1992 ... inked free agent contract with Phoenix after 11 NFL teams expressed interest ... helped guide Orlando Thunder of W.L. to 9-3 overall record and berth in World Bowl league title game, a 21-17 loss to Sacramento ... manned left tackle spot on offensive line that yielded just 10 quarterback sacks ... originally drafted by Indianapolis Colts in fourth round of 1990 NFL Draft ... played primarily on special teams in just two late-season games with Colts, then released prior to start of 1991 season ... chosen by Orlando as sixth pick in third round of W.L. draft ... ticketed as defensive end to open senior season at Texas A&M, but injuries forced move back to offensive tackle where he played as junior ... earned junior college all-America honors at Sacramento (Calif.) Community College and helped team to conference championship ... lettered in football, baseball, track, and volleyball at Beverly Hills (Calif.) High School ... general studies major at Texas A&M ... born Jan. 4, 1967 in Los Angeles, Calif. ... single ... resides in Saline, Michigan in off-season.

## PHILIP DOYLE

### KICKER

12

6-0 ▲ 207 ▲ First Year ▲ Alabama

Inked free agent contract with Phoenix June 4 after leading World League in scoring with 64 points for Birmingham Fire ... connected on 15 of 24 field goal attempts and all 19 extra points to tie league scoring record for a kicker ... originally signed as free agent with N.Y. Giants in 1991 ... waived prior to start of season ... consensus all-America selection during senior season at Alabama for former Cardinal head coach Gene Stallings when he led the nation in kicking with 24 of 29 field goals for .828 accuracy mark ... 78 field goals (105 attempts) is Southeastern Conference (S.E.C.) record ... finished second in S.E.C. career scoring behind Georgia kicker Kevin Butler (now with Chicago Bears) ... four-year regular for Crimson Tide ... set school record and tied conference mark with six field goals in 25-6 victory over Southwestern Louisiana in 1989 ... in four years in Tuscaloosa, recorded 345 points, including one touchdown reception on fake field goal attempt ... exceptional athlete and standout performer on Alabama baseball team, batting .346 in 1990 with 10 home runs and 33 runs batted in as third baseman ... drafted by Chicago White Sox out of high school after impressive football and baseball career at Huffman High School in Birmingham, Ala. ... born March 20, 1969 in Birmingham.

**DOUG DUTTON****DEFENSIVE TACKLE**

78

**6-4 ▲ 265 ▲ Rookie ▲ Indiana State**

Three-year starter at Indiana State ... collected 168 tackles and 15 quarterback sacks for Sycamores ... selected to second team all-Gateway Conference squad as senior in 1991 ... posted 51 tackles, 5 tackles for loss, and 3 sacks ... registered 60 tackles, 7 sacks, 13 tackles for loss, 1 forced fumble, and broke up 3 passes as junior ... posted two sacks against both Purdue and Northern Iowa ... compiled 57 tackles and five sacks as sophomore in 1989 ... selected as all-state lineman as senior at Seymour High School in Mahomet, Ill. ... notched 159 tackles with four sacks as prep senior ... coached in high school by his father, Frank ... majored in mathematics while at I.S.U. ... nicknamed "Big Foot" due to size 16 shoes ... born Aug. 13, 1969 in Mahomet.

**BERNARD EDWARDS****WIDE RECEIVER**

43

**6-5 ▲ 205 ▲ Rookie ▲ Ohio State**

Tall, rangy receiver who started for first time as senior in 1991 ... finished career at Ohio State with 60 pass receptions for 860 yards (14.3-yard average) with four touchdowns ... led Buckeyes last year with 27 catches for 381 yards (14.1-yard average) and two scores ... hauled in touchdown passes of 39 yards against Washington and 22 yards against Wisconsin ... gathered in season-best four receptions for 93 yards against Washington State ... suffered concussion against Northwestern, the only game he did not catch at least one pass ... played in all 12 contests as junior in 1990, collecting 12 receptions for 179 yards (14.9-yard average) ... snared three passes in each of games against Minnesota and Northwestern ... saw action in eight games in 1989 sophomore campaign ... credited with 10 catches for 130 yards (13-yard average) ... caught one scoring pass vs. Oklahoma State ... top effort of season was four-catch game against Boston College ... played in 11 contests with one starting role against Louisiana State as redshirt freshman in 1988 ... 11 receptions for 170 yards (15.5-yard average) included a touchdown grab against Michigan State ... redshirted in 1987 ... played quarterback at Fort Myers (Fla.) High School ... won all-Florida honors in football and basketball ... once scored 50 points in prep hoop contest ... sociology major while at O.S.U. ... born Feb. 24, 1969 in Fort Myers.

**CORIAN FREEMAN****OUTSIDE LINEBACKER**

45

**6-3 ▲ 221 ▲ First Year ▲ Florida State**

Started all 10 regular season games and two playoff contests at right linebacker for World League champion Sacramento Surge ... generated 51 tackles, including 36 solo stops, and 3 quarterback sacks, and 3 passes defensed to help Surge defense rank first against the pass and second overall during 8-2 regular season ... originally signed with Atlanta Falcons as free agent in 1991 ... released during preseason ... began collegiate career for Florida State at defensive back, then converted to linebacker for final two sea-

*(Free Agent Outside Linebacker Corian Freeman continued on page 120)*

*(Free Agent Outside Linebacker Corian Freeman continued from page 119)*

sons where he collected 91 tackles and three fumble recoveries ... F.S.U. teammate of Falcons' Deion Sanders, he once filled in for an injured Sanders during 1988 season ... voted co-most valuable player of Seminole special teams units ... majored and graduated with degree in social work from F.S.U. ... plans to seek master's degree in public administration ... would like to work for a therapeutic firm ... attended Terry Parker High School in Jacksonville, Fla. ... born Aug. 16, 1968 in Jacksonville.

## **CARL HARRY**

**WIDE RECEIVER**

**36**

**5-9 ▲ 170 ▲ Second Year ▲ Utah**

Originally signed as free agent with Washington Redskins on April 26, 1989 ... released by Redskins Sept. 5, then re-signed to developmental squad the next day ... activated Dec. 19 and played in one contest in final week of season (at Seattle) ... signed as Plan B free agent by Houston Oilers March 23, 1990 ... waived Aug. 27 on final roster cutdown ... again signed by Washington to developmental squad Nov. 16 ... waived Jan. 4, 1991 ... re-signed May 6 ... waived Aug. 21 ... re-signed to developmental squad Aug. 28 ... waived again Nov. 9 ... re-signed Nov. 15 ... spent rest of season on developmental squad before his release Jan. 27, 1992 ... leading receiver in Western Athletic Conference at Utah as senior in 1988 ... snared 149 passes for 2,283 yards for the Utes with 20 touchdowns ... holds school records for receptions, yards and touchdowns ... attended Fountain Valley (Calif.) High School where he lettered in football, track, basketball, and volleyball ... sociology major while at Utah ... born Oct. 26, 1967 in Inglewood, Calif.

## **CHARLES JACKSON**

**DEFENSIVE TACKLE**

**92**

**6-3 ▲ 300 ▲ First Year ▲ Jackson State**

Signed May 29 after earning first-team all-World League honors for Ohio Glory ... started all 10 games for Glory ... contributed 41 tackles, 3 quarterback sacks, and 14 "hurries" ... started nine of 10 contests for World League's Orlando Thunder in 1990 with 28 tackles and three sacks ... originally drafted in 10th round of 1989 NFL Draft by L.A. Raiders ... waived during preseason ... signed May, 1990 with New England Patriots ... again released prior to start of regular season ... two-year starter at Jackson State ... finished collegiate career with 214 tackles and 18 quarterback sacks ... third-team Division III all-America pick as senior ... two-way standout tackle at Central High School in Miami, Fla. ... criminal justice major at Jackson State ... born August 4, 1966 in Miami.

## **ROBERT JACKSON**

**WIDE RECEIVER**

**41**

**6-1 ▲ 196 ▲ Rookie ▲ Central (O.) State**

Spearheaded Central State's offensive attack that averaged 37 points per game en route to 11-2 mark and NAIA no. 2 ranking before losing in national title game to Central Arkansas

... paced Marauders with 44 receptions for 912 yards (20.7-yard average) and 108 points on 18 touchdowns in 1991 ... caught season-high eight passes for 200 yards vs. Shepherd ... also hauled in school-record five touchdowns in 87-0 win over Cheyney ... emerged as Central State's kicker with 27 extra-point conversions in 31 attempts in 1990 ... attended Gaithersburg (Md.) High School ... born June 10, 1969 in Gaithersburg.

## ANDY KELLY

### QUARTERBACK

18

6-3 ▲ 211 ▲ Rookie ▲ Tennessee

Field general of Tennessee squad that won two consecutive Southeastern Conference (S.E.C.) championships and New Year's day bowl games (1991 Sugar Bowl, 1992 Fiesta Bowl against Penn State and future Cardinal teammate, quarterback Tony Sacca) ... three-year starter since receiving battlefield promotion against Alabama as sophomore ... holds virtually every passing and total offense mark in Volunteer history ... career passing records include most passing attempts (846), completions (514), yards gained (6,397) and highest average-per-play (6.54 yards) ... record of 24-5-2 (.810) as the Vols' starting quarterback ... named Associated Press second team all-S.E.C. ... selected to participate in the Japan Bowl ... S.E.C. Senior Football Player-of-the-Year by the Birmingham Touchdown Club ... set single-season marks in 1991 for passing attempts (361), completions (228), most yards passing (2,759), most rushing and passing plays (418), and most yards rushing and passing (2,819) ... led offense that finished first in the S.E.C. and eighth in the nation with a total of 467.73 yards per game ... ranked second in S.E.C. and seventh in nation with an individual total offense per game average of 256.3 yards as a senior ... received S.E.C. offensive player-of-the-week honors by completing 27 of 41 passing attempts for 330 yards and two touchdowns in victory over Mississippi State ... shared conference honors again with teammate Carl Pickens (wide receiver) following Auburn win as Kelly completed 23 of 35 passes for 355 yards, including school-record 87-yard touchdown pass to Pickens ... second-highest single-game passing total in school history by throwing for 392 yards (33 comp., 56 att., 1 TD) against Florida ... directed thrilling come-from-behind victory over Notre Dame, connecting on 24 of 38 passes for 259 yards and three touchdowns ... started all 13 contests as junior in 1990 and led S.E.C.'s top scoring offense, averaging 36.67 points per game ... earned second-team all-S.E.C. honors by erasing Jeff Francis' single-season passing yardage mark (2,237 yards in 1988) with 2,241 yards passing ... completed 33 of 55 attempts to spark Vols' win over Colorado ... set single-game school records for pass attempts (60), completions (35) and passing yardage (399) in Notre Dame contest ... set single-game record for completion percentage by threading 19 of 23 attempts for 82.6 percent versus Mississippi ... passed for school-record five touchdowns in 42-28 win over Kentucky ... play against Virginia (24 comp., 35 att., 275 yards, 1 TD) produced 23-22 comeback win in Sugar Bowl and earned him game most valuable player honors ... also saw action as back-up punter, posting 37.2-yard average in "pooch" situations ... started six of 11 contests as sophomore after impressing in Alabama game with 15 completions in 28 attempts ... enjoyed best game of season against Louisiana State, a 45-39 UT win, completing 11 of 17 passes for 180 yards, including a stretch of nine straight completions ... served as back-up to Sterling Henson in first six games ... as a freshman, played in eight games ... completed 15 of 25 passes for 98 yards ... also punted 11 times in "pooch" situations for 38-yard average ... passed for 5,150 yards and 45 touch-

*(Free Agent Quarterback Andy Kelly continued on page 122)*

*(Free Agent Quarterback Andy Kelly continued from page 121)*

downs during outstanding prep career at Rhea County High School in Dayton, Tenn. ... also averaged 43.7 yards on 38 punts and connected on 43 of 49 extra points and seven field goals ... selected to high school all-America squad as quarterback and received *Parade Magazine* all-America honors as kicker ... born May 6, 1968 in Dayton.

## RUBEN RODRIGUEZ

**PUNTER**

**15**

**6-2 ▲ 217 ▲ Fourth Year ▲ Arizona**

Veteran punter signed as free agent May 27, 1992 ... last season in NFL was 1989 with Seattle ... signed by San Diego June 3, 1991 ... waived on final roster cutdown ... did not play in 1990 after being waived by Seahawks Sept. 3 ... originally selected by Seattle in fifth round of 1987 NFL Draft ... three-year professional career statistics with Seahawks include 192 punts for 40.3-yard average, still tops in Seattle record book ... averaged 40 yards on 47 punts in 1987, 40.8 yards on 70 kicks in 1988, and 39.9 yards on 75 punts in 1989 ... ranked fifth in AFC with 17 punts resting inside the 20-yard line in 1989 ... finished second in NFL with 38.6-yard net average in 1988 ... set Seahawk record with career-long 68-yarder vs. Denver (Sept. 4, 1988) ... 17 punts downed inside the 20-yard line ranked second in AFC as rookie in 1987 ... earned second team all-Pac 10 Conference honors as senior at University of Arizona ... ended collegiate career with 44 punts downed inside the 20-yard line ... transferred to the Tucson, Ariz. school after spending two seasons as starting quarterback and punter at the College of the Sequoias in Visalia, Calif. ... lettered in football, baseball, and wrestling at Woodlake (Calif.) High School ... born March 3, 1965 in Woodlake.

## KEITH RUCKER

**DEFENSIVE TACKLE**

**79**

**6-3 ▲ 348 ▲ Rookie ▲ Ohio Wesleyan**

Massive athlete with impressive speed for his size ... extremely agile in the open and has an explosive first step that consistently allows him to be a disruptive force in the backfield ... displays great arm power and leg drive ... imposing in one-on-one situations ... also performed for 16 games on Ohio Wesleyan's (O.W.U.) basketball team, converting 30 of 65 field goal attempts and 17 of 25 free throws ... averaged 10 minutes per game with 4.8 points per game and 3.1 rebounds per outing as senior, including team-high nine boards against Wooster ... gained 85 pounds since his freshman year at Eastern Michigan in 1986 ... 1991 preseason all-America pick by *The Sporting News*, *NCAA Preview*, *Petersen's*, and *Football Gazette* ... became first Division III player invited to the Hula Bowl ... received Hank Critchfield Award as North Coast Athletic Conference (NCAC) defensive-player-of-the-year ... named to Kodak all-America team and first team all-America by Associated Press ... all-NCAC pick as senior in 1991 with 62 tackles, 7 quarterback sacks, and 12 tackles behind the line of scrimmage ... also caused and recovered 2 fumbles, deflected 4 passes, and blocked 1 field goal ... saw action as full-back in goal line situations, gaining four yards with two touchdowns on three carries ... opened the season with 5 tackles, 1 sack, 1 deflected pass, and 1 touchdown on a two-yard plunge in 38-0 shutout of Hiram ... posted 7 tackles, 2 stops for loss, 1 recovered fumble, and 1 touchdown on one-yard run in 21-15 decision over DePauw ... all-



▲ ▼ ▲ ▼ ▲  
 America first team choice by *Football Gazette* and *Football News* as junior in 1990 ... also all-NCAC first team pick and third team all-America by Associated Press ... led Bishops with 72 tackles, 9 sacks, and 26 tackles behind the line ... also deflected one pass and recovered a fumble ... carried once for two-yard score ... seven tackles with four stops behind the line of scrimmage versus Wittenberg ... eight tackles with a sack and three tackles for loss in Wooster game ... honorable mention all-NCAC and all-America by *Football Gazette* as sophomore in 1989 ... moved into starting lineup early in season at defensive tackle ... responded with 49 tackles and seven stops for loss ... generated season-high seven tackles and two stops behind the line vs. Allegheny ... did not play in 1988 after transferring from Eastern Michigan (E.M.U.) ... moved to offensive tackle during spring drills at E.M.U. but did not see any playing time ... one of two true freshmen to letter for Hurons in 1987 ... recorded five tackles in four games ... all-America weight performer for O.W.U. track and field team ... swept NCAA Division III indoor and outdoor shot put crowns ... added discus championship as junior ... won shot put title in last three NCAC indoor championships ... all-conference selection as tight end at Shaker Heights (Ohio) High School ... also added all-conference honors in basketball ... can bench press 445 pounds along with 740-pound squat lift ... physical education major at Ohio Wesleyan ... born Nov. 20, 1968 in University Park, Ill.

## TONY SANDS

### RUNNING BACK

30

#### 5-6 ▲ 175 ▲ Rookie ▲ Kansas

All-time leading rusher in Kansas history with 3,788 yards, surpassing three former Jayhawk greats—Laverne Smith (3,074), Gale Sayers (2,674), and John Riggins (2,659) ... the latter two are NFL Hall-of-Famers ... ranks eighth on the all-time Big Eight Conference career rushing list ... first player in school history to lead team in rushing four consecutive years ... accounted for school-record 28 career rushing touchdowns ... set or tied 17 rushing or scoring records during his career ... 778 rushing attempts breaks former mark of 518 by Riggins ... rushed for over 200 yards three times ... also caught 11 passes for 106 yards (10.8-yard average) in four seasons ... selected Big Eight Conference offensive player-of-the-year as senior in 1991 ... also first team all-conference pick and earned third team all-America honors by Associated Press ... led Big Eight with school-record 1,442 yards rushing on 273 attempts (5.2-yard average) with nine touchdowns ... one of eight finalists for the Doak Walker Award, given annually to the nation's top collegiate running back ... rushed for NCAA single-game record 396 yards in final career game against Missouri ... 58 rushing attempts that day also represent an NCAA standard ... posted eight games of 100 yards or more rushing to set another school mark ... rushed for team-high 757 yards and five touchdowns as junior in 1990 though plagued by ankle and thigh injuries throughout year ... top effort of season was 169 yards vs. Iowa State ... ranked sixth overall in conference rushing ... named second team all-conference as sophomore in 1989 ... ranked fourth in Big Eight with 1,174 yards rushing on 216 carries (5.1-yard average) with 11 touchdowns ... rushed for 200 yards or more twice ... darted to 217 yards against Kansas State and 215 yards versus Missouri ... rushing yardage was the third-highest in K.U. history behind Smith (1,181 in 1974) and Sayers (1,125) ... 11 touchdowns also third-highest in single season for K.U. running back behind Wade Stinson (14 in 1950) and Riggins (12 in 1970) ... blossomed as one of top young rushers in conference as sophomore in 1988 ... started four games ... became first freshman since Kerwin Bell (1980) to lead the squad in rushing ... accounted for 480

(Free Agent Running Back Tony Sands continued on page 124)

*(Free Agent Running Back Tony Sands continued from page 123)*

yards on 103 carries (4.7-yard average) ... 177 yards against Oklahoma State was most by Jayhawk freshman since Bell totaled 216 yards against Kansas State in 1980 ... uncle, Michael Irvin, is Pro Bowl wide receiver for Dallas Cowboys ... earned nicknames "Tuxedo Tony" and "Touchdown Tony" during his stay in Lawrence ... collected 2,788 yards with 33 touchdown as junior and senior at St. Thomas High School in Fort Lauderdale, Fla. ... also lettered in track and wrestling ... undefeated in wrestling his final two seasons ... crime and delinquency major at K.U. ... he and wife, Calandra, have a son, Maxie, and daughter, DeShawn ... born Oct. 24, 1968 in Fort Lauderdale.

**KELLY SIMS**

**CORNERBACK**

47

**5-10 ▲ 200 ▲ Rookie ▲ Cincinnati**

Possesses outstanding physical tools and athletic ability ... physical player who performs at high level of intensity ... skills to play all four positions in defensive secondary ... four-year regular and three-year starter for Cincinnati ... alternated at cornerback as freshman, started at strong safety in 1989, moved back to cornerback in 1990, then back to strong safety in 1991 ... during collegiate career, collected 226 tackles, 5 interceptions, 4 fumble recoveries, and 8 tackles for loss ... posted 44 tackles and one interception for Bearcats in 1991 ... also knocked down 4 passes, forced 2 fumbles, recovered 1 fumble, and blocked 1 extra point ... ranked second on team with 85 tackles in 1990, adding five stops for loss along with three interceptions and three fumble recoveries ... registered a career-high 13 tackles, including a personal-best 11 solos, vs. Iowa ... recorded 11 tackles in three other contests ... piled up 64 tackles as sophomore in 1989 ... recorded 10 tackles in each of games against Rutgers and Memphis State ... won starting assignment at left cornerback upon arrival as freshman in 1988 ... season-high eight tackles against Miami (Fla.) ... first-team all-district selection at Gibbons High School in St. Petersburg, Fla. ... collected 81 tackles and five interceptions as senior, returning three of the thefts for touchdowns ... also district wrestling champion ... pre-business administration major while at Cincinnati ... born Nov. 10, 1970 in St. Petersburg.

**ALPHONSO TAYLOR**


**DEFENSIVE TACKLE**

95

**6-4 ▲ 350 ▲ Rookie ▲ Temple**

Began collegiate career at Temple as offensive lineman ... moved to defensive tackle prior to junior season ... played in all 33 games at Temple ... concluded career for Owls with 67 tackles (62 as senior), 5 forced fumbles, and 5 tackles for loss ... started all 11 games as senior in 1991, alternating starts between nose guard and tackle ... finished second among Temple linemen with 62 tackles, including 41 solo stops ... set team and Big East Conference record with five forced fumbles, including two each against Penn State and West Virginia ... recorded 10 tackles against Navy and Syracuse and notched nine vs. West Virginia ... credited with five solo stops as junior in 1990, playing in 11 contests ... notched three stops against Tennessee ... given starting nod twice at offensive tackle in 1989 sophomore campaign, opening against Pittsburgh and Houston ... relegated to reserve status in other nine contests ... football and track standout at Central High School in Trenton, N.J. where he earned numerous all-America honors ... born Sept. 7, 1969 in Trenton.





**R**EVIEW



# REVIEW

Nineteen ninety-one began encouragingly for Head Coach Joe Bugel and his second Phoenix Cardinal team with victories in all four preseason games and opportunistic triumphs in the first two regular-season assignments.

But only two wins followed over the season's remaining 14 contests, a span that included eight consecutive losses to end the frustrating campaign.

Left behind was a 4-12 record, the most losses in franchise history, and a trail of disappointment and questions to ponder during the off-season.

## ▲ Defense

The initial year of the Cards' revamped defense proved heartening. Under the tutelage of first-year defensive coordinator Fritz Shurmur, the new-look unit featured seven new starters (both ends, one outside linebacker, one inside linebacker, both corners, and weak safety).

The improvement was evident. In comparison to the previous season, the Phoenix defenders allowed 52 fewer points, 164 fewer total yards, 182 fewer yards rushing, and only 18 more yards passing despite defending 45 more enemy aerial attempts. The unit yielded two touchdowns or less nine times. It scored three touchdowns. Cardinal opponents completed only 16 passes of 25 yards or more. Forty-three yards was the longest completion. There were no completions over 25 yards in six contests, including the last two outings.

The Cardinals shared the league low with Buffalo, Denver, and New Orleans by allowing only 12 touchdown passes. That total matched the 1971 club for third all-time in team annals but the fewest in a 16-game season. Phoenix opponents averaged just 11.5 yards per completion which ranked fourth in the National Football Conference (NFC) and 10th in the league.

Cardinal opponents also fumbled 37 times. Card opposition has fumbled more only twice—40 times in both 1979 and '86.

Perhaps more importantly, as the Cardinal losses mounted, the defense continued improving. In the season finale against New Orleans, which gained 475 total yards the previous week against the Raiders and 330 yards the following Saturday in its playoff loss to Atlanta, the Saints were limited to 190 total yards (95 rushing, 95 passing).

Although a bright spot, the defense did have its blemishes. For instance, Cardinal opponents scored on their first possession of the second half eight times. They also tallied 27 rushing touchdowns, most in team history.

The secondary, maligned in recent campaigns, developed into a unit that could prove to be a cornerstone of future success.

*Outside linebacker Ken Harvey led the Cardinals in quarterback sacks for the second consecutive year.*





*(Review continued from page 127)*

the Giants on November 10. Former World Leaguer Steve Hyché, David Braxton, and late-season signee Jock Jones, who began the season with Cleveland, offered capable outside depth.

New faces abounded in the defensive front. Nose guard Jim Wahler, who led the linemen in tackles with 72, was the only holdover. Plan B free agent Jeff Faulkner manned one end; the other side was served by a committee that included bulky Craig Patterson, and 1991 first- and second-round draft choices Eric Swann and Mike Jones. Chris Williams, a 300-pounder, also saw action.

Swann, the highly-publicized Cinderella story who did not attend college, was utilized primarily as a down tackle in the Cards' "nickel" package and on short-yardage situations after getting a late start to his professional career following two arthroscopic knee procedures. His total of four quarterback sacks still ranked third among NFL rookies. He posted two sacks at San Francisco on November 17 in one of his three starts.

Jones took advantage of increased late-season playing time, including his first start at Denver on December 15, to make 12 tackles in the season's final four games.

## ▲ Offense

The Cardinal offense coughed and sputtered.

Ominous clouds began forming August 21 when feisty Timm Rosenbach, an ironman who earned his spurs as one of only two NFL quarterbacks (Seattle's Dave Krieg was the other) to take every center snap (1,001) for his team in 1990 in his first year as the Phoenix starter, suffered a season-ending right knee injury in a non-contact drill during a rare evening practice.

**Wide receiver Ernie Jones narrowly missed his first career 1,000-yard season with 957 reception yards on 61 catches, both team-leading statistics.**

Without him, Bugel and staff faced replacing not only Rosenbach's leadership and grit, but also 3,568 total yards (3,098 passing, 470 rushing) and 21 touchdowns (17 passing, 4 rushing). Rosenbach's loss created a void that three other quarterbacks—Tom Tupa, Stan Gelbaugh, and Chris Chandler—attempted to fill.

None were able to kick start an offense that will be remembered for the following ...

None were able to kick start an offense that will be remembered for the following ...

- ▼ No offensive touchdowns in five outings and only one in seven other contests.
- ▲ Two shutouts for the first time since 1955.
- ▼ Twenty or more points in only three games.
- ▲ Less than 10 points seven times.
- ▼ Six rushing touchdowns, a club record low.
- ▲ No individual single-game 100-yard rushing efforts and only four as a team.

When the dust settled, statistics supported the obvious. The Cardinal offense ranked 27th in points and total yardage and 26th in rushing and passing.

The quarterback saga was a three-part series that began with Tupa (165 of 315, 52.4 percent, 2,053 yards, 6 touchdowns, 13 interceptions), who started





the final preseason game and first 11 regular-season outings. Gelbaugh (61 of 118, 51.7 percent, 674 yards, 3 touchdowns, 10 interceptions), who starred for the champion London Monarchs in the World League of American Football, signed with the Cardinals as a free agent on September 18 and followed Tupa for three starts that included a near-upset at San Francisco on November 17. Chandler (25 of 50, 50 percent, 289 yards, 1 touchdown, 2 interceptions with Phoenix; 78 of 154, 50.6 percent, 846 yards, 5 touchdowns, 10 interceptions overall), claimed on waivers from Tampa Bay on November 6, earned the final two starting assignments and nearly shocked the eventual AFC West Division champion Broncos at Denver on December 15.

The lack of a rushing threat played a key role in the offensive woes. Sophomore Johnny Johnson slumped to a team-leading total of only 666 yards (196 carries, 3.4-yard average) after gaining 926 yards as a rookie in 1990. His complement, Anthony Thompson, fared no better, accumulating just 376 yards (126 carries, 3-yard average).

Johnson flirted with the elusive 100-yard barrier four times—twice against Dallas (24 carries, 93 yards; 19 carries, 89 yards) and once versus the Giants (14 carries, 73 yards) and Atlanta (25 carries, 83 yards). Thompson's 98-yard afternoon September 29 against New England was the team's individual rushing best for the season.

A third second-year back, spirited Larry Centers, saw increased playing time, mainly as a third-down back, as the season wore to a conclusion.

The capable wide-receiving tandem of Ernie Jones (61 receptions, 957 yards, 4 touchdowns) and Ricky Proehl (55 receptions, 766 yards, 2 touchdowns) became a trio on September 3 when the Cardinals traded their first-round 1992 draft choice to Miami for speedy wide receiver Randal Hill (43 receptions, 495 yards, 1 touchdown). The triumvirate caught 159 passes but only seven for touchdowns to epitomize the team's offensive struggles.

Jones equalled his career high on back-to-back September Sundays with eight catches against both the Cowboys and Patriots on September 22 and 29, respectively. The latter effort also brought a career-best 145 reception yards. Proehl has caught 111 passes in his first two professional seasons. R. Hill, despite his late arrival and unfamiliarity with the Cardinals' offense, became a passing-down regular by mid-season, started four contests, and finished with 43 receptions (495 yards, 1 touchdown) to rank third among the NFL's rookie receivers.

Tight end Walter Reeves, who caught only eight passes, was utilized primarily as a blocker. His back-up, Tim Jorden, who was the team's regular H-back, caught 15 tosses. Ron Wolfley also filled a role as a blocking H-back.

The large, veteran offensive line received its share of the blame for the team's offensive output. The unit underwent a facelift the final week of the preseason when starting left guard Derek Kennard was traded to New Orleans, making former first-round draft choice Joe Wolf a starter in his third season. However, Wolf, hampered by a shoulder injury, was able to start only six games and none after week seven.

Bookend tackles Luis Sharpe and Tootie Robbins played their 10th seasons. The reliable second-year center was Bill Lewis. Lance Smith manned one guard; Wolf was replaced at the other guard by Vernice Smith and Willie Williams.

Williams, a converted tight end who has reached 300 pounds, caught his first NFL pass, a three-yarder, for a touchdown against the Eagles on November 17.

*(Review continued on page 130)*



(Review continued from page 129)

## ▲Special Teams

Incumbent punter Rich Camarillo welcomed the off-season arrival of Plan B kicker Greg Davis to provide Phoenix a second-to-none kicking game.

Camarillo, an 11-year veteran, enjoyed one his finest seasons to earn his third Pro Bowl berth and his second in three seasons as a Cardinal. He led the NFL in net average (38.9 yards) and finished third in gross average (45.3 yards). Both figures were personal career single-season bests. The 45.3-yard overall average is the second-best mean in the Cardinal record book, trailing only Jerry Norton's 45.6-yard mark in 1960.

He enjoyed perhaps his finest day as a professional October 20 against Atlanta, averaging 53.2 yards on five boots for the third-highest single-game average in team annals. Three of the punts, including a 59-yarder, traveled over 50 yards. A fourth rolled out of bounds on Atlanta's eight yard line. The fifth trickled into the Falcons' end zone. Three of the five were "inside the 20" efforts. The five were returned a total of only 16 yards by Falcon standout Deion Sanders.

Camarillo also made his first career fumble recovery in the Ram opener.

The former Patriot and Ram finished the season with 219 career punts as a Cardinal that rank him third in team history behind Carl Birdsong (360 from 1981-85) and Chuck Latourette (248 from 1967-68 and '70-71). Camarillo's 43.9-yard three-year Cardinal average (219 for 9,608 yards) ranks fourth in team history.

Davis paid dividends with booming kickoffs and accurate field-goal marksmanship. He was one of only six NFL kickers who didn't miss a field goal from 40 yards or less with perfect 13-for-13 marksmanship. He booted three three-pointers of 50 yards or longer. In his first eight games as a Cardinal, he kicked four field goals once and three field goals on three occasions and twice equalled the franchise record for longest field goal (52 yards). He iced the season-opening victory against the Rams with a 32-yard three-pointer with 2:45 remaining and booted four field goals for the second time

December 15 at Denver.

Davis made 70 percent (21 of 30) of his field-goal attempts to tie Pat Harder (7 for 10 in 1947) for sixth on the Cardinals' single-season accuracy list. More importantly, only Jim Bakken (23 of 32 for 72 percent in 1973) kicked as many field goals in one season with as much accuracy in club history.

The Cardinal return game was steady if unspectacular. The longest punt return was 19 yards and the longest kickoff return was 39 yards. The Cardinals suffered only one blocked punt and no field goal attempts were blocked. Wide receiver John Jackson (31 returns, 7.9-yard average) handled punt-return duties. Kickoff returns primarily were handled by Centers (16 returns, 20.6-yard average) and wide receiver Anthony Edwards (13 returns, 20.1-yard average).

Camarillo's punting also aided the punt-return coverage unit that allowed opponents only 6.5 return yards per boot to rank second in the NFC to Washington's 6.1-yard average.

**Punter Rich Camarillo's third career Pro Bowl nod was his second in three years in a Cardinal uniform.**





# GAME SUMMARIES

## ▲ Cardinals 24, Rams 14

Sept. 1, 1991 ▲ Anaheim Stadium (47,069)

The opportunistic Cardinals converted four of seven Ram turnovers, including five franchise record-tying recovered fumbles, into 24 points en route to a 24-14 victory.

Phoenix capitalized on the Rams' first three fumbles to tally three quick first-half touchdowns. The most spectacular was the first, linebacker Eric Hill's 85-yard return of L.A. quarterback Jim Everett's first-possession fumble that staked Phoenix to a 7-0 lead. It was the second-longest fumble return in Cardinal history.

### ▲ Scoring Summary

	1	2	3	4	OT	F
Phoenix	14	7	0	3	-	24
L.A. Rams	0	7	7	0	-	14
Phx. • 1 • 2:01.....Hill 85-yard fumble return (G. Davis kick)						
Phx. • 1 • 9:46.....Jones 28-yard pass from Tupa (G. Davis kick)						
L.A. • 2 • 2:39.....Delpino 1-yard run (Zendejas kick)						
Phx. • 2 • 10:02.....Tupa 1-yard run (G. Davis kick)						
L.A. • 3 • 7:16.....Delpino 1-yard run (Zendejas kick)						
Phx. • 4 • 12:15.....G. Davis 32-yard FG						

### ▲ Team Statistics

	Cardinals	Rams
First Downs	13	25
Rushes-Yards	34-69	21-99
Net Passing Yards	124	276
Total Net Yards	193	375
Passing (A-C-I)	18-10-0	35-25-2
Sacks-Yards	0-0	2-14
Punting	5-44.6	2-31.5
Fumbles-Lost	0-0	5-5
Penalties	3-41	9-70
Time of Possession	31:54	28:06

### ▲ Individual Statistics

#### Rushing

Cardinals.....Thompson 29-60, Jones 1-9, Tupa 3-(-3)-1 TD, Centers 1-1
Rams.....Delpino 15-81-1 TD, Gary 4-11, McGee 1-7, Everett 1-0

#### Passing

Cardinals.....Tupa 10 of 18, 124, 1 TD
Rams.....Everett 25 of 35, 290, 2 int.

#### Receiving

Cardinals.....Proehl 5-69, Jones 2-38, 1 TD, Reeves 3-17
Rams.....Delpino 10-113, Ellard 7-116, Johnson 2-17, McGee 2-5, Anderson 1-18, Cox 1-10, Carter 1-6, Price 1-5.

#### Interceptions

Cardinals.....Williams 1, McDonald 1.
---------------------------------------

#### Sacks

Cardinals.....Harvey 2.
-------------------------

#### Leading Tacklers

Cardinals.....McDonald 10 (10 solos), Zordich 8 (7 solos), Hill 7 (3 solos).
Rams.....Faryniarz 8 (5 solos), Wright 7 (6 solos), Kelm 7 (6 solos).

## ▲ Cardinals 26, Eagles 10

Sept. 8, 1991 ▲ Veterans Stadium (63,818)

The opportunistic Cardinals mixed the same winning concoction—defensive turnovers and resourceful offense—for the second consecutive week to defeat the Eagles.

The Phoenix defense recovered five Philadelphia fumbles, returning one for a touchdown for the second straight week, and intercepted one pass.

K Greg Davis equalled his career best with four field goals. His longest, a 52-yarder, matched the franchise record.

### ▲ Scoring Summary

	1	2	3	4	OT	F
Phoenix	13	3	3	7	-	26
Philadelphia	0	10	0	0	-	10
Phx. • 1 • 4:45.....G. Davis 52-yard FG						
Phx. • 1 • 12:35.....Johnson 51-yard pass from Tupa (G. Davis kick)						
Phx. • 1 • 14:55.....G. Davis 28-yard FG						
Phx. • 2 • 5:16.....G. Davis 22-yard FG						
Phila. • 2 • 12:34.....Sanders 3-yard run (Ruzek kick)						
Phila. • 2 • 14:30.....Ruzek 47-yard FG						
Phx. • 3 • 6:38.....G. Davis 42-yard FG						
Phx. • 4 • 12:12.....Saddler 7-yard fumble return (G. Davis kick)						

### ▲ Team Statistics

	Cardinals	Eagles
First Downs	10	17
Rushes-Yards	32-83	25-78
Net Passing Yards	214	229
Total Net Yards	297	307
Passing (A-C-I)	19-6-1	43-25-1
Sacks-Yards	2-4	3-23
Punting	6-42.8	5-46.5
Fumbles-Lost	3-1	6-5
Penalties	2-10	10-72
Time of Possession	27:40	32:20

### ▲ Individual Statistics

#### Rushing

Cardinals.....Johnson 19-54, Thompson 8-16, Tupa 4-12, Jones 1-1
Eagles.....Sanders 15-43-1 TD, McMahon 2-14, Byars 3-10, Drummond 2-7, Joseph 1-5, Sherman 2-(-1).

#### Passing

Cardinals.....Tupa 6 of 19, 218, 1 TD
Eagles.....McMahon 19 of 34, 173; Goebel 6 of 8, 79; Byars 0 for 1, 1 int.

#### Receiving

Cardinals.....Proehl 2-75; Jones 2-62; Johnson 1-51-1 TD; Jackson 1-30
Eagles.....Barnett 6-67, Sanders 5-43, Keith Jackson 5-31, Byars 4-51, Williams 2-24, Harris 1-22, Sherman 1-9, Joseph 1-5.

#### Interceptions

Cardinals.....Williams 1	Eagles.....Joyner, 1.
--------------------------	-----------------------

#### Sacks

Cardinals.....Harvey 1, Nunn 1	Eagles.....Brown 1, Simmons 1.
--------------------------------	--------------------------------

#### Leading Tacklers

Cardinals.....Lynch 13 (8 solos, 5 assists), McDonald 10 (8 solos, 2 assists)
Eagles.....Waters 8 (7 solos), Hopkins 6 (4 solos).

(Game Summaries continued on page 132)

(Game Summaries continued from page 131)

## ▲ Redskins 34, Cardinals 0

Sept. 15, 1991 ▲ R.F.K. Stadium (54,662)

The Cardinals suffered their first setback of the young season when the Washington Redskins handed Phoenix its second consecutive shutout in the nation's capital.

The Redskins scored in every quarter, including 21 first-half points. Washington running back Earnest Byner led the assault with 160 total yards (109 rushing, 51 receiving). Skin linebacker Wilber Marshall provided the exclamation point with a 54-yard third-quarter pass interception return for a touchdown.

The Cards recovered two Washington fumbles, raising their three-game total to 12, one more than they recovered during the 1990 season.

### ▲ Scoring Summary

	1	2	3	4	OT	F
Phoenix	0	0	0	0	-	0
Washington	7	7	14	6	-	34
Wash. • 1 • 6:23	Byner 2-yard run (Lohmiller kick)					
Wash. • 2 • 0:57	Sanders 10-yard run (Lohmiller kick)					
Wash. • 3 • 5:08	Clark 28-yard pass from Rypien (Lohmiller kick)					
Wash. • 3 • 7:54	Marshall 54-yard interception return (Lohmiller kick)					
Wash. • 4 • 0:51	Lohmiller 29-yard FG					
Wash. • 4 • 8:31	Lohmiller 48-yard FG					

### ▲ Team Statistics

	Cardinals	Redskins
First Downs	10	22
Rushes-Yards	16-55	41-169
Net Passing Yards	110	181
Total Net Yards	165	350
Passing (A-C-I)	31-16-3	23-15-0
Sacks-Yards	4-33	0-0
Punting	5-44.8	1-44.0
Fumbles-Lost	1-1	3-2
Penalties	7-61	6-45
Time of Possession	26:26	33:34

### ▲ Individual Statistics

**Rushing**  
 Cardinals ..... Johnson 8-27; Thompson 5-17; Flagler 1-7; Kupp 1-5; Tupa 1-(-1).  
 Redskins ..... Byner 23-109; Riggs 11-30; Ervins 4-23; Sanders 1-10-1 TD; Rutledge 2-(-3).

**Passing**  
 Cardinals ..... Tupa 13 of 24, 120, 3 int.  
 Redskins ..... Rypien 15 of 23, 181, 1 TD.

**Receiving**  
 Cardinals ..... Jordan 5-36; Jones 3-35; Johnson 3-15; Thompson 2-11; Proehl 1-20; Jackson 1-15; R. Hill 1-11.  
 Redskins ..... Clark 5-72; Byner 4-51; Ervins 3-19; Monk 2-28; Middleton 1-11.

**Interceptions**  
 Redskins ..... Marshall 2 (1 TD), Edwards.

**Sacks**  
 Redskins ..... Mann 2, Collins 1, Koch 0.5, Stokes 0.5.

**Leading Tacklers**  
 Cardinals ..... E. Hill 13 (9 solos).  
 Redskins ..... Coleman 5 (5 solos), Marshall 4 (4 solos).

## ▲ Cowboys 17, Cardinals 9

Sept. 22, 1991 ▲ Sun Devil Stadium (68,814)

The Cardinals succumbed to the Cowboys' big-play offense and the 182-yard rushing effort of Dallas running back Emmitt Smith in front of 68,814 fans, the second-largest crowd in Cardinal history and the sixth largest to view a 1991 NFL opener.

Smith's 182-yard effort was the most rushing yards against the Cardinals since Ram running back Eric Dickerson posted 193 yards in 38 carries on September 7, 1986.

Frustration was the Cardinals' offensive by-word. Despite running 72 plays, outgaining Dallas, and holding an advantage of nearly 16 minutes in time of possession, Phoenix was able to muster only three field goals.

The Cardinals raised their league-leading total of fumble recoveries to 13.

### ▲ Scoring Summary

	1	2	3	4	OT	F
Dallas	14	0	0	3	-	17
Phoenix	0	6	0	3	-	9
Dallas • 1 • 6:50	E. Smith 60-yard run (Willis kick)					
Dallas • 1 • 13:46	E. Smith 12-yard run (Willis kick)					
Phx. • 2 • 5:30	G. Davis 32-yard FG					
Phx. • 2 • 13:51	G. Davis 32-yard FG					
Phx. • 4 • 9:02	G. Davis 29-yard FG					
Dallas • 4 • 12:02	Willis 41-yard FG					

### ▲ Team Statistics

	Cowboys	Cardinals
First Downs	11	20
Rushes-Yards	25-181	31-102
Net Passing Yards	139	220
Total Net Yards	320	322
Passing (A-C-I)	20-12-0	38-24-0
Sacks-Yards	1-11	3-22
Punting	2-47.0	3-46.7
Fumbles-Lost	1-1	2-1
Penalties	6-35	8-67
Time of Possession	22:08	37:52

### ▲ Individual Statistics

**Rushing**  
 Cowboys ..... Smith 23-182; Aikman 1-0; Johnston 1-(-1).  
 Cardinals ..... Johnson 24-93; Thompson 4-6; Tupa 2-2; Proehl 1-1.

**Passing**  
 Cowboys ..... Aikman 12 of 20, 150.  
 Cardinals ..... Tupa 24 of 38, 242.

**Receiving**  
 Cowboys ..... Johnson 4-47; Irvin 3-68; Smith 3-19; Novacek 2-16.  
 Cardinals ..... Jones 8-92; Flagler 5-53; Proehl 3-44; R. Hill 3-22; Jordan 2-18; Johnson 1-7; Jackson 1-5; Thompson 1-1.

**Sacks**  
 Cowboys ..... Williams 1; Jeffcoat 1; Tolbert 1.  
 Cardinals ..... E. Hill 1.

**Leading Tacklers**  
 Cowboys ..... Washington 9 (5 solos); Del Rio 8 (4 solos).  
 Cardinals ..... Jax 7 (6 solos); E. Hill 6 (5 solos).

## ▲ Cardinals 24, Patriots 10

Sept. 29, 1991 ▲ Sun Devil Stadium (26,043)

A reawakened Phoenix offense and withering heat that reached an estimated 115 degrees on the floor of Sun Devil Stadium catapulted the Cardinals over the .500 mark.

Quarterback Tom Tupa threw for 312 passing yards while guiding an offense that gained 435 total yards. Cardinal wide receivers Ernie Jones and Ricky Proehl grabbed eight and four receptions for 145 and 107 yards, respectively. Running back Anthony Thompson gained 98 yards rushing, the Cards' single-game season high.

The Phoenix defense limited New England to three points, 214 total yards, and no third-down conversions. The Pats' lone touchdown came on Jon Vaughn's 99-yard first-half kickoff return.

### ▲ Scoring Summary

	1	2	3	4	OT	F
New England	0	7	0	3	-	10
Phoenix	0	14	0	10	-	24
Phx. • 2 • 7:33	.....Jones 17-yard pass from Tupa (G. Davis kick)					
N.E. • 2 • 7:52	.....Vaughn 99-yard kickoff return (Staurovsky kick)					
Phx. • 2 • 14:01	.....Johnson 15-yard pass from Tupa (G. Davis kick)					
N.E. • 4 • 8:14	.....Staurovsky 39-yard FG					
Phx. • 4 • 11:50	.....Proehl 62-yard pass from Tupa (G. Davis kick)					
Phx. • 4 • 13:18	.....G. Davis 47-yard FG					

### ▲ Team Statistics

	Patriots	Cardinals
First Downs	12	24
Rushes-Yards	21-115	39-135
Net Passing Yards	99	300
Total Net Yards	214	435
Passing (A-C-I)	21-12-0	29-17-1
Sacks-Yards	3-16	1-12
Punting	5-44.0	2-41.5
Fumbles-Lost	3-3	2-2
Penalties	7-45	8-65
Time of Possession	22:38	37:22

### ▲ Individual Statistics

#### Rushing

Patriots.....Vaughn 7-61; Stephens 5-23; Allen 3-14; Millen 3-10; Russell 3-7.

Cardinals.....Thompson 26-98; Johnson 8-22; Tupa 4-15; Jones 1-0.

#### Passing

Patriots.....Millen 12 of 21, 115.  
Cardinals.....Tupa 17 of 28, 312, 3 TDs, 1 int.

#### Receiving

Patriots.....Cook 6-42; McMurtry 2-31; Timpson 1-17; Allen 1-9; Hunter 1-9; Fryar 1-7.

Cardinals.....Jones 8-145, 1 TD; Proehl 4-107, 1 TD; Thompson 2-13; Flagler 1-17; Johnson 1-15, 1 TD; R. Hill 1-15.

#### Interceptions

Patriots.....Hurst 1.

#### Sacks

Patriots.....Brown 1.

Cardinals.....Harvey 2; Nunn 0.5; Wahler 0.5

#### Leading Tacklers

Patriots.....Brown 9 (5 solos); Lockhart 5 (5 solos)

Cardinals.....E. Hill 7 (5 solos); Harvey 6 (6 solos).

## ▲ Giants 20, Cardinals 9

Oct. 6, 1991 ▲ Giants Stadium (75,891)

The Cardinals lost at Giants Stadium for the eighth consecutive time as the defending Super Bowl champion Giants held Phoenix without a touchdown for the third time in four weeks.

New York turned a quick 14-0 lead over to its stiff defense after scoring touchdowns on 80-yard drives in its first two possessions. Although they gained 307 total yards, the Cardinals had to settle for three Greg Davis field goals, including a franchise record-tying 52-yarder.

Phoenix also recovered its 17th enemy fumble of the season.

### ▲ Scoring Summary

	1	2	3	4	OT	F
Phoenix	3	0	6	0	-	9
N.Y. Giants	14	3	0	3	-	20
N.Y. • 1 • 3:38	.....Hampton 12-yard run (Bahr kick)					
Phx. • 1 • 8:40	.....G. Davis 52-yard FG					
N.Y. • 1 • 14:08	.....Mowatt 7-yard pass from Hostetler (Bahr kick)					
N.Y. • 2 • 10:41	.....Bahr 42-yard FG					
Phx. • 3 • 3:28	.....G. Davis 40-yard FG					
Phx. • 3 • 12:51	.....G. Davis 29-yard FG					
N.Y. • 4 • 4:20	.....Bahr 27-yard FG					

### ▲ Team Statistics

	Cardinals	Giants
First Downs	21	19
Rushes-Yards	19-93	36-168
Net Passing Yards	214	200
Total Net Yards	307	368
Passing (A-C-I)	40-23-2	18-14-0
Sacks-Yards	2-16	0-0
Punting	1-37.0	2-47.5
Fumbles-Lost	2-0	3-1
Penalties	2-16	7-55
Time of Possession	26:51	33:09

### ▲ Individual Statistics

#### Rushing

Cardinals.....Johnson 14-73; Thompson 5-20.

Giants.....Hampton 22-137; Tillman 6-14; Meggett 2-13; Carthon 2-7; Hostetler 4-(-3).

#### Passing

Cardinals.....Tupa 23 of 40, 230, 2 int.  
Giants.....Hostetler 14 of 18, 200, 1 TD.

#### Receiving

Cardinals.....R. Hill 6-65; Proehl 6-54; Jones 5-65; Johnson 5-32; Thompson 1-14.

Giants.....Hampton 4-45; Turner 3-46; Ingram 3-35; Cross 1-30; Baker 1-22; Meggett 1-15; Mowatt 1-7, 1 TD.

#### Interceptions

Giants.....Walls 1; White 1.

#### Sacks

Giants.....Taylor 1; Marshall 0.5; Dorsey 0.5.

#### Leading Tacklers

Cardinals.....E. Hill 10 (6 solos); Wahler 9 (4 solos); McDonald 8 (7 solos); Harvey 8 (6 solos).

Giants.....Johnson 8 (7 solos); Walls 7 (6 solos); Collins 7 (5 solos).

(Game Summaries continued on page 134)

## ▲ Vikings 34, Cardinals 7

Oct. 13, 1991 ▲ Metrodome (51,209)

The Vikings dominated Phoenix in the Cardinals' first appearance in the Metrodome and their first trip to the Twin Cities since 1977 by scoring in every quarter, including touchdowns in five of their first eight possessions, while holding Phoenix scoreless until late in the fourth quarter.

The Cards' offensive frustrations were underscored by a 50-yard team rushing output, five quarterback sacks, and ending only two of 10 non-scoring possessions in Minnesota territory.

Quarterback Tom Tupa was the Cards' leading rusher with 22 yards. He also completed 21 of 36 passes for 240 yards.

Phoenix also was penalized nine times for 68 yards, both season highs.

### ▲ Scoring Summary

	1	2	3	4	OT	F
Phoenix	0	0	0	7	-	7
Minnesota	7	14	7	7	-	34
Minn. • 1 • 9:24	C. Carter 42-yard pass (Reveiz kick)					
Minn. • 2 • 4:36	Walker 1-yard run (Reveiz kick)					
Minn. • 2 • 14:45	Gannon 18-yard run (PAT kick failed)					
Minn. • 3 • 9:05	A. Carter 3-yard pass (Reveiz kick)					
Minn. • 4 • 4:32	Anderson 6-yard run (Reveiz kick)					
Phx. • 4 • 9:59	Thompson 1-yard run (G. Davis kick)					

### ▲ Team Statistics

	Cardinals	Vikings
First Downs	17	25
Rushes-Yards	16-50	34-131
Net Passing Yards	204	254
Total Net Yards	254	385
Passing (A-C-I)	36-21-0	31-23-0
Sacks-Yards	5-36	0-0
Punting	6-46 0	5-54 0
Fumbles-Lost	2-1	3-0
Penalties	9-68	8-60
Time of Possession	26:12	33:48

### ▲ Individual Statistics

#### Rushing

Cardinals	Tupa 3-22; Johnson 8-18
Vikings	Gannon 5-34; Walker 12-30; Allen 11-24; Nelson 2-20

#### Passing

Cardinals	Tupa 21 of 36, 240
Vikings	Gannon 23 of 31, 254, 2 TDs

#### Receiving

Cardinals	Jones 6-67; Johnson 4-26; Jackson 3-46; Proehl 3-41
Vikings	C. Carter 6-118, 1 TD; Jordan 5-52; Jones 4-34; A. Carter 4-25, 1 TD

#### Sacks

Vikings	Doleman 3, Randle 2
---------	---------------------

#### Leading Tacklers

Cardinals	McDonald 10 (8 solos); Lynch 7 (7 solos); Zordich 7 (5 solos); Jax 7 (5 solos); Wahler 7 (5 solos); Harvey 7 (2 solos)
Vikings	Doleman 8 (8 solos); Merrinweather 7 (7 solos); Browner 7 (6 solos)

## ▲ Cardinals 16, Falcons 10

Oct. 20, 1991 ▲ Sun Devil Stadium (29,804)

The Cardinals rode the strength of a mighty second-half defensive effort that limited Atlanta to only 53 total yards (35 rushing, 18 passing). After intermission, Falcon quarterback Chris Miller completed only two of 15 pass attempts for 21 yards while being intercepted three times in the stanza and four times for the afternoon.

Free safety Michael Zordich ended a second-quarter Atlanta scoring threat with the first interception at the Cardinal one yard line.

Punter Rich Camanillo helped limit Falcon punt return ace Deion Sanders to 16 yards in three tries with five boos that included three over 50 yards (59, 58, 53) and three inside the 20 yard line. Kicker Greg Davis haunted his former teammates with three field goals (29, 51, and 49 yards) and five booming kickoffs.

### ▲ Scoring Summary

	1	2	3	4	OT	F
Atlanta	7	3	0	0	-	10
Phoenix	3	0	10	3	-	16
Phx. • 1 • 6:22	G. Davis 29-yard field goal					
Atl. • 1 • 10:36	Pritchard 21-yard pass (Johnson kick)					
Atl. • 2 • 14:56	Johnson 29-yard field goal					
Phx. • 3 • 12:52	R. Hill 31-yard pass (G. Davis kick)					
Phx. • 3 • 14:11	G. Davis 51-yard field goal					
Phx. • 4 • 5:29	G. Davis 49-yard field goal					

### ▲ Team Statistics

	Falcons	Cardinals
First Downs	15	16
Rushes-Yards	18-108	40-168
Net Passing Yards	211	98
Total Net Yards	318	266
Passing (A-C-I)	35-13-4	23-9-1
Sacks-Yards	2-9	4-41
Punting	5-47 0	5-53 2
Fumbles-Lost	2-1	1-1
Penalties	4-30	7-45
Time of Possession	22:11	37:49

### ▲ Individual Statistics

#### Rushing

Falcons	Chaffey 4-34; Broussard 7-34; Rozier 5-30
Cardinals	Johnson 25-83; Thompson 8-46; Tupa 6-32

#### Passing

Falcons	Miller 13 of 35, 220, 1 TD, 4 int.
Cardinals	Tupa 9 of 23, 139, 1 TD, 1 int.

#### Receiving

Falcons	Rison 5-91; Pritchard 4-71, 1 TD
Cardinals	Jones 3-31; R. Hill 2-47, 1 TD; Proehl 2-43

#### Sacks

Falcons	Mitchell 2, Jordan 1, Gardner 1
Cardinals	Nunn 2

#### Leading Tacklers

Falcons	Tuggle 11 (9 solos); Case 11 (7 solos)
Cardinals	McDonald 6 (5 solos); E. Hill 6 (2 solos); Swann 4 (4 solos); Nunn 4 (4 solos); Zordich 4 (4 solos)

## ▲ Vikings 28, Cardinals 0

Oct. 27, 1991 ▲ Sun Devil Stadium (45,447)

The Cardinals dropped their second one-sided outcome to Minnesota in a three-week span.

Offensive futility continued to haunt Phoenix. While suffering their second shutout of the campaign, the Cards failed to score 10 points for the fifth time in nine outings. They also managed only 158 total yards (126 passing, 32 rushing) and seven first downs.

Played on a soggy Sun Devil Stadium field due to heavy morning rain, the Cardinals continually lost the battle of field position, starting three possessions at their three, two, and four yard lines. Only once did Phoenix penetrate Viking territory. Eight of the Cards' 13 possessions lasted three plays or less.

Rich Camanillo continued his superb punting for the Cardinals, averaging 46.5 yards in eight boots.

Stan Gebaugh saw his first action as a Cardinal and since leading London to the inaugural championship of the World League of American Football in relief of Tom Tupa late in the game.

### ▲ Scoring Summary

	1	2	3	4	OT	F
Minnesota	0	7	7	14	-	28
Phoenix	0	0	0	0	-	0
Minn. • 2 • 12:10	Jones 5-yard pass (Revez kick)					
Minn. • 3 • 4:48	Walker 16-yard run (Revez kick)					
Minn. • 4 • 7:02	Walker 1-yard run (Revez kick)					
Minn. • 4 • 12:39	Walker 5-yard run (Revez kick)					

### ▲ Team Statistics

	Vikings	Cardinals
First Downs	23	7
Rushes-Yards	41-212	14-32
Net Passing Yards	142	126
Total Net Yards	354	158
Passing (A-C-I)	26-17-1	35-15-2
Sacks-Yards	0-0	3-26
Punting	7-41.4	8-46.5
Fumbles-Lost	0-0	1-1
Penalties	4-30	5-29
Time of Possession	39:07	20:53

### ▲ Individual Statistics

#### Rushing

Vikings.....Walker 17-79; Fenney 7-46; Allen 7-45; Gannon 7-37; Anderson 2-4; Nelson 1-1.  
Cardinals.....Thompson 6-26; Johnson 7-10; Gebaugh 1(-4).

#### Passing

Vikings.....Gannon 17 of 26, 142, 1 TD, 1 int.  
Cardinals.....Tupa 12 of 30, 123, 2 int.; Gebaugh 3 of 5, 29.

#### Receiving

Vikings.....Jordan 5-54; Jones 3-33, 1 TD; Carter 3-18; Nelson 1-11; Lewis 1-11; Novoselsky 1-6; Allen 1-5; Walker 1-4; Gannon 1-0.  
Cardinals.....Johnson 4-11; Jones 3-53; R. Hill 3-39; Proehl 3-34; Reeves 1-9; Flagler 1-6.

#### Sacks

Vikings.....Noga 1, Randle 1, Thomas 1.

#### Leading Tacklers

Vikings.....Thomas 6 (3 solos); Merriweather 5 (2 solos).  
Cardinals.....McDonald 11 (8 solos); Jax 8 (5 solos); E. Hill 7 (3 solos).

## ▲ Cowboys 27, Cardinals 7

Nov. 3, 1991 ▲ Texas Stadium (61,190)

Special-teams breakdowns and continued offensive struggles were more than an excellent defensive effort could overcome.

The Cardinal defense limited Cowboy running back Emmitt Smith to 62 yards rushing although the NFC's leading rusher scored three short-yardage touchdowns, raising his touchdown total to nine in the past three contests against the Cardinals.

After Dallas jumped to a quick 10-0 lead on its first two possessions, the Cardinals drove 84 yards in 16 second-quarter plays to close the gap to 10-7 when running back Johnny Johnson plunged one yard for his first rushing touchdown of the season. Dallas tallied its second touchdown early in the third quarter shortly after blocking a Rich Camanillo punt in Cardinal territory. It was the first time since 1987 Camanillo had a punt blocked.

Outside linebacker Ken Harvey equalled his career high with three quarterback sacks, all in the first half. Strong safety Tim McDonald intercepted a pass for the third consecutive game.

### ▲ Scoring Summary

	1	2	3	4	OT	F
Phoenix	0	7	0	0	-	7
Dallas	10	0	7	10	-	27
Dallas • 1 • 2:13	Willis 36-yard FG					
Dallas • 1 • 10:23	Smith 3-yard run (Willis kick)					
Phx. • 2 • 8:49	Johnson 1-yard run (G. Davis kick)					
Dallas • 3 • 6:50	Smith 1-yard run (Willis kick)					
Dallas • 4 • 5:09	Willis 27-yard FG					
Dallas • 4 • 11:53	Smith 3-yard run (Willis kick)					

### ▲ Team Statistics

	Cardinals	Cowboys
First Downs	16	22
Rushes-Yards	24-109	35-121
Net Passing Yards	130	165
Total Net Yards	239	286
Passing (A-C-I)	34-15-2	23-17-2
Sacks-Yards	0-0	4-26
Punting	6-26.5	4-49.8
Fumbles-Lost	1-1	2-0
Penalties	5-40	1-5
Time of Possession	25:40	34:20

### ▲ Individual Statistics

#### Rushing

Cardinals.....Johnson 19-89; Tupa 3-14; Centers 1-6; Thompson 1-0.  
Cowboys.....Smith 22-62; Blake 9-42; Johnston 3-19; Aikman 1(-2).

#### Passing

Cardinals.....Tupa 15 of 34, 130, 2 int.  
Cowboys.....Aikman 17 of 23, 191, 2 int.

#### Receiving

Cardinals.....Proehl 4-47; R. Hill 4-40; Centers 4-28; Jordan 2-12; Reeves 1-3.  
Cowboys.....Novacek 5-38; Irvin 4-52; Harper 3-67; Smith 3-12; Johnston 1-17; Blake 1-5.

#### Sacks

Cardinals.....Harvey 3; Swann 1.

#### Leading Tacklers

Cardinals.....Stowe 11 (6 solos); Zordich 10 (8 solos); Nunn 10 (7 solos); Wahler 9 (7 solos); Harvey 9 (6 solos).  
Cowboys.....Brown 7 (6 solos); Washington 6 (5 solos).

(Game Summaries continued on page 136)

(Game Summaries continued from page 135)

## ▲ Giants 21, Cardinals 14

Nov. 10, 1991 ▲ Sun Devil Stadium (50,048)

The Cardinals dropped their third consecutive outing, a 21-14 verdict to the defending Super Bowl champion Giants. It was New York's seventh consecutive victory over the Cardinals to equal the longest winning streak in the Cards' lengthiest all-time series.

The Giants took command of the contest with touchdowns on two consecutive first-half possessions. Giant quarterback Jeff Hostetler victimized Phoenix late in the first quarter with a 47-yard touchdown dash up the middle of the field. The Giants followed with a five-play, 66-yard drive early in the second quarter.

After the Cards cut the deficit to 14-7 before halftime, a lengthy 11-minute, 14-second Giant touchdown drive devoured most of the third quarter and sealed the victory.

Punter Rich Camanillo continued his outstanding season by averaging 48.5 yards on six boots, including a season-long 60-yarder.

### ▲ Scoring Summary

	1	2	3	4	OT	F
N.Y. Giants	7	7	7	0	-	21
Phoenix	0	7	0	7	-	14
NYG • 1 • 13:26	Hostetler 47-yard run (Allegre kick)					
NYG • 2 • 2:10	Hampton 1-yard run (Allegre kick)					
Phx • 2 • 11:48	Johnson 3-yard run (G. Davis kick)					
NYG • 3 • 11:14	Hostetler 4-yard run (Allegre kick)					
Phx • 4 • 12:26	Proehl 34-yard pass from Gelbaugh (G. Davis kick)					

### ▲ Team Statistics

	Giants	Cardinals
First Downs	17	14
Rushes-Yards	38-180	20-55
Net Passing Yards	110	189
Total Net Yards	290	244
Passing (A-C-I)	21-12-0	28-17-2
Sacks-Yards	2-14	4-43
Punting	6-47.2	6-48.5
Fumbles-Lost	4-1	2-0
Penalties	5-42	4-35
Time of Possession	33:04	26:56

### ▲ Individual Statistics

#### Rushing

Giants.....Hampton 24-99, 1TD; Hostetler 5-49, 2 TD; Carthon 5-23; Anderson 4-9.  
Cardinals.....Johnson 14-37, 1 TD; Centers 2-10; Tupa 1-5; Thompson 3-3.

#### Passing

Giants.....Hostetler 12 of 21, 124.  
Cardinals.....Tupa 15 of 23, 175, 1 int.; Gelbaugh 2 of 3, 57, 1 TD, 1 int.

#### Receiving

Giants.....Ingram 3-46; Hampton 3-28; Baker 1-15; Tillman 1-12; Cross 1-9; McCaffrey 1-8; Turner 1-5; Meggett 1-1.  
Cardinals.....Jones 5-99; Proehl 3-46, 1 TD; Centers 3-48; Johnson 3-21; R. Hill 2-21.

#### Sacks

Giants.....Marshall 3; Taylor 1.  
Cardinals.....Nunn 2.

#### Leading Tacklers

Giants.....Johnson 7 (2 solos); Taylor 6 (6 solos).  
Cardinals.....Stowe 14 (8 solos); McDonald 7 (7 solos); Zordich 5 (5 solos); Faulkner 5 (2 solos).

## ▲ 49ers 14, Cardinals 10

Nov. 17, 1991 ▲ Candlestick Park (50,180)

The Cardinals dropped their fourth consecutive outing in quarterback Stan Gelbaugh's first NFL start.

The defensive struggle remained in doubt until the game's final minute when Phoenix drove its final possession inside the 49ers' 10 yard line before three consecutive Gelbaugh passes into the end zone fell incomplete.

The Cardinal offensive struggles continued with only 13 first downs and 176 total yards (112 passing, 49 rushing).

The Phoenix defense posted another good-enough-to-win effort, limiting the 49ers to 257 total yards (169 passing, 88 rushing) and holding San Francisco scoreless until only 23 seconds remained in the first half. Rookie defensive linemen Eric Swann posted his first two-sack game in his second NFL start.

### ▲ Scoring Summary

	1	2	3	4	OT	F
Phoenix	0	0	3	0	-	10
San Francisco	0	7	0	7	-	14
S.F. • 2 • 14:37	Henderson 2-yard run (Cofar kick)					
Phx • 3 • 12:20	G. Davis 35-yard FG					
S.F. • 4 • 6:06	Rathman 1-yard run (Cofar kick)					
Phx • 4 • 8:53	E. Jones 26-yard pass from Gelbaugh (G. Davis kick)					

### ▲ Team Statistics

	Cardinals	49ers
First Downs	13	22
Rushes-Yards	19-64	29-88
Net Passing Yards	112	169
Total Net Yards	176	257
Passing (A-C-I)	26-14-0	35-20-0
Sacks-Yards	4-44	3-18
Punting	5-46.4	5-41.6
Fumbles-Lost	3-0	2-1
Penalties	2-43	6-55
Time of Possession	24:01	35:59

### ▲ Individual Statistics

#### Rushing

Cardinals.....Johnson 12-32; Proehl 1-17; Gelbaugh 3-9; Thompson 3-6.  
49ers.....Henderson 15-51; Carter 4-21; Rathman 6-18; Sydney 1-0; Bono 3-(2).

#### Passing

Cardinals.....Gelbaugh 14 of 26, 156, 1 TD.  
49ers.....Bono 20 of 35, 187.

#### Receiving

Cardinals.....B. Jones 5-79; Rice 3-30; Sherrard 3-29; Taylor 3-24; Rathman 3-8; Henderson 2-12; Carter 1-5.  
49ers.....Proehl 6-59; R. Hill 4-38; E. Jones 3-55, 1 TD; Centers 1-4.

#### Sacks

Cardinals.....Swann 2; Faulkner 1.  
49ers.....Roberts 2; Harris 1; Brown 1.

#### Leading Tacklers

Cardinals.....McDonald 7 (6 solos); E. Hill 7 (5 solos); Wahler 6 (5 solos).  
49ers.....Harns 7 (7 solos); Bowles 5 (4 solos).

**▲ Eagles 34, Cardinals 14**

Nov. 24, 1991 ▲ Sun Devil Stadium (32,568)

A wild first quarter featured 27 points, two Eagle touchdowns from three Cardinal fumbles (34-yard return, end zone sack), a missed point-after-touchdown by Philadelphia, touchdown passes by both teams, and a Phoenix pass interception.

When the dust settled, Philadelphia owned a comfortable 20-7 lead and the two teams had come within one point of equalling the Cardinal franchise record for both-team first-quarter points. By the end of the day, seven Cardinal turnovers (four pass interceptions, three lost fumbles) at the hands of Philadelphia's NFL-leading defense were more than Phoenix could overcome.

**▲ Scoring Summary**

	1	2	3	4	OT	F
Philadelphia	20	0	7	7	-	34
Phoenix	7	7	0	0	-	14
Phila. • 1 • 6:06	Barnett 18-yard pass from McMahon (Ruzek kick)					
Phila. • 1 • 7:07	Joyner 34-yard fumble return (Ruzek PAT missed)					
Phx. • 1 • 11:49	W. Williams 3-yard pass from Gelbaugh (G. Davis kick)					
Phila. • 1 • 13:19	Simmons fumble recovery in end zone (Ruzek kick)					
Phx. • 13:49	Lynch 35-yard interception return (G. Davis kick)					
Phila. • 3:51	Jackson 29-yard pass from McMahon (Ruzek kick)					
Phila. • 4 • 11:34	Byars 14-yard run (Ruzek kick)					

**▲ Team Statistics**

	Eagles	Cardinals
First Downs	16	14
Rushes-Yards	38-135	18-68
Net Passing Yards	154	168
Total Net Yards	289	236
Passing (A-C-I)	25-10-3	40-19-4
Sacks-Yards	2-8	3-25
Punting	7-42.3	4-48.5
Fumbles-Lost	0-0	6-3
Penalties	6-50	4-40
Time of Possession	34:04	25:56

**▲ Individual Statistics****Rushing**

Eagles.....Joseph 25-85; Byars 6-39; Sherman 4-12; Barnett 1-0; McMahon 2-(-1).

Cardinals.....Thompson 10-35; Johnson 4-17; Gelbaugh 4-16.

**Passing**

Eagles.....McMahon 10 of 25, 162, 3 int.

Cardinals.....Gelbaugh 19 of 39, 193, 1 TD, 4 int.

**Receiving**

Eagles.....Barnett 4-90, 1 TD; Joseph 3-21; Jackson 1-29, 1 TD; Byars 2-22.

Cardinals.....R. Hill 7-80; Centers 3-37; Proehl 2-19; E. Jones 2-15; Jackson 2-12; Jordan 1-14; Reeves 1-13; W. Williams 1-3, 1 TD.

**Sacks**

Eagles.....Brown 1; Joyner 1; White 1.

Cardinals.....Braxton 1; Wahler 1.

**Leading Tacklers**

Eagles.....Waters 7 (7 solos); Hopkins 7 (5 solos).

Cardinals.....Stowe 14 (9 solos); Wahler 11 (5 solos); McDonald 8 (7 solos).

**▲ Redskins 20, Cardinals 14**

Dec. 20, 1991 ▲ Sun Devil Stadium (48,373)

The Cardinals extended the eventual Super Bowl champion against Redskins before falling 20-14.

Phoenix took an unexpected 14-0 halftime but Washington dominated the second half, keeping the Cardinals scoreless, limiting them to 40 total yards (17 rushing, 23 passing), and holding them without a first down until their final possession of the stanza while posting 20 points.

The Cardinal defense kept Phoenix in position to win by holding Washington to two fourth-quarter field goals when Redskin drives reached the Cardinals' 25 and 10 yard lines.

Quarterback Chris Chandler made his first appearance in a Cardinal uniform in relief of starter Stan Gelbaugh. Strong safety Dave Duerson posted a team season high of 16 tackles (11 solos)

**▲ Scoring Summary**

	1	2	3	4	OT	F
Washington	0	0	14	6	-	20
Phoenix	0	14	0	0	-	14
Phx. • 2 • 6:29	Johnson 1-yard run (G. Davis kick)					
Phx. • 2 • 13:59	Johnson 3-yard run (G. Davis kick)					
Wash. • 3 • 6:43	Orr 4-yard pass from Ryan (Lohmiller kick)					
Wash. • 3 • 12:38	Sanders 17-yard pass from Rypien (Lohmiller kick)					
Wash. • 4 • 5:56	Lohmiller 42-yard FG					
Wash. • 4 • 7:55	Lohmiller 27-yard FG					

**▲ Team Statistics**

	Redskins	Cardinals
First Downs	21	11
Rushes-Yards	33-135	22-66
Net Passing Yards	249	128
Total Net Yards	384	194
Passing (A-C-I)	34-22-0	27-14-2
Sacks-Yards	1-7	1-11
Punting	4-45.8	7-45.7
Fumbles-Lost	2-1	0-0
Penalties	2-10	2-16
Time of Possession	33:37	26:23

**▲ Individual Statistics****Rushing**

Redskins.....Byner 26-116; Ervins 6-22; Riggs 1-(-1); Rypien 1-(-2).

Cardinals.....Johnson 13-48, 2 TD; Centers 7-16; Thompson 1-1; Chandler 1-1.

**Passing**

Redskins.....Rypien 22 of 33, 256.

Cardinals.....Gelbaugh 11 of 21, 111, 2 int.; Chandler 3 of 6, 28.

**Receiving**

Redskins.....Clark 7-99; Monk 4-64; Byner 4-15; Sanders 3-48, 1 TD; Warren 2-16; Orr 1-4, 1 TD.

Cardinals.....Jones 4-76; Proehl 3-19; Johnson 3-16; Centers 2-7; R. Hill 1-15; Reeves 1-6.

**Sacks**

Redskins.....Johnson 1.

Cardinals.....Nunn 1.

**Leading Tacklers**

Redskins.....Marshall 7 (5 solos); Mann 6 (4 solos).

Cardinals.....Duerson 16 (11 solos); Harvey 10 (4 solos); Lynch 9 (8 solos); Swann 7 (5 solos); Braxton 7 (5 solos).

*(Game Summaries continued on page 138)*

(Game Summaries continued from page 137)

## ▲Broncos 24, Cardinals 19

Dec. 15, 1991 ▲ Mile High Stadium (74,098)

Phoenix led Denver 19-17 late in the game behind four Greg Davis field goals and a 45-yard touchdown pass from quarterback Chris Chandler to wide receiver Ernie Jones.

The Cards were on the verge of the upset with less than six minutes to play when wide receiver Ricky Proehl raced 23 yards to the Denver 37 yard line on a reverse. But a holding penalty nullified the play, leading to a punt three plays later that set the stage for Denver's 66-yard game-winning drive that quarterback John Elway capped with a four-yard end run with only 1:46 remaining.

Rookie cornerback Aeneas Williams intercepted two Elway passes and made a touchdown-saving goal-line tackle.

Davis posted his second four-field goal effort as a Card. The foul, a 38-yarder, gave Phoenix a 19-17 lead with 8:24 to play.

### ▲Scoring Summary

	1	2	3	4	OT	F
Phoenix	0	3	10	6	-	19
Denver	7	3	7	7	-	24

Den. • 1 • 11:47 ..... Sharpe 3-yard pass from Elway (Treadwell kick)

- Den. • 2 • 9:17 ..... Treadwell 18-yard FG
- Phx. • 2 • 13:11 ..... G. Davis 33-yard FG
- Phx. • 3 • 4:45 ..... G. Davis 45-yard FG
- Den. • 3 • 9:13 ..... Sewell 8-yard run (Treadwell kick)
- Phx. • 3 • 11:58 ..... E. Jones 45-yard pass from Chandler (G. Davis kick)
- Phx. • 4 • 4:47 ..... G. Davis 28-yard FG
- Phx. • 4 • 6:36 ..... G. Davis 38-yard FG
- Den. • 4 • 13:14 ..... Elway 4-yard run (Treadwell kick)

### ▲Team Statistics

	Cardinals	Broncos
First Downs	13	22
Rushes-Yards	25-73	30-122
Net Passing Yards	158	243
Total Net Yards	231	365
Passing (A-C-I)	32-15-0	33-19-3
Sacks-Yards	5-36	1-2
Punting	5-44.8	4-44.3
Fumbles-Lost	2-0	0-0
Penalties	8-64	6-65
Time of Possession	31:01	28:59

### ▲Team Statistics

- Rushing**  
 Cardinals ..... Johnson 13-37; Chandler 3-13; Centers 2-9; E. Jones 1-7; Thompson 6-7.  
 Broncos ..... Green 13-50; Sewell 6-40; Humphrey 5-18; Elway 3-13; Rivers 1-2; Lewis 2-(-1).

- Passing**  
 Cardinals ..... Chandler 15 of 32, 194, 1 TD.  
 Broncos ..... Elway 19 of 33, 245, 3 int.

- Receiving**  
 Cardinals ..... E. Jones 4-84, 1 TD; Proehl 4-60; Johnson 3-24; R. Hill 2-9; Centers 1-11; Jordan 1-6.  
 Broncos ..... V. Johnson 4-58; Sharpe 4-51; Ycung 3-36; Sewell 3-28; Nattiel 1-24; R. Johnson 1-22; Russell 1-10; Kay 1-9; Perynary 1-7.

- Sacks**  
 Cardinals ..... Swann 1.  
 Broncos ..... Mecklenburg 2; Atwater 1; Fletcher 1; Walker.

- Leading Tacklers**  
 Cardinals ..... Duerson 11 (8 solos); Coleman 9 (7 solos); M. Jones 7 (5 solos).  
 Broncos ..... Atwater 9 (6 solos); Brooks 7 (6 solos)



## ▲Saints 27, Cardinals 3

Dec. 22, 1991 ▲ Sun Devil Stadium (30,928)

The Cardinals concluded the season with an eighth consecutive loss and their third setback to a division champion.

After scoring first on a 38-yard Greg Davis field goal following strong safety Dave Duerson's pass interception on the Saints' first possession, the Cardinals' season-long offensive woes continued. In the face of the staunch Saint defense, the Phoenix offense failed to score a touchdown for the fifth time and committed seven turnovers. Two Card quarterbacks—starter Chris Chandler, Stan Gelbaugh—tossed five interceptions on five consecutive second-half possessions.

The Cardinals posted one of their better defensive efforts, limiting the Saints to 190 total yards (95 rushing, 95 passing), 12 first downs, and intercepting one pass. Duerson led the Cards in tackles (8) for the third consecutive week.

Pro Bowl punter Rich Camanillo finished the season with an NFL-leading net average of 38.9 yards.

### ▲Scoring Summary

	1	2	3	4	OT	F
New Orleans	0	13	7	7	-	27
Phoenix	3	0	0	0	-	3

- Phx. • 1 • 5:36 ..... G. Davis 38-yard FG
- N.O. • 2 • 5:34 ..... Andersen 27-yard FG
- N.O. • 2 • 7:59 ..... Hilliard 2-yard run (Andersen kick)
- N.O. • 2 • 14:39 ..... Andersen 39-yard FG
- N.O. • 3 • 9:06 ..... Jordan 3-yard run (Andersen kick)
- N.O. • 4 • 2:32 ..... Turner 19-yard pass from Hebert (Andersen kick)

### ▲Team Statistics

	Saints	Cardinals
First Downs	12	18
Rushes-Yards	28-95	22-72
Net Passing Yards	95	173
Total Net Yards	190	245
Passing (A-C-I)	24-12-1	36-19-5
Sacks-Yards	1-5	2-22
Punting	6-45.2	3-45.7
Fumbles-Lost	1-0	2-2
Penalties	6-50	3-26
Time of Possession	28:35	31:25

### ▲Individual Statistics

- Rushing**  
 Saints ..... Jordan 4-38, 1 TD; McAfee 8-32; Hilliard 14-27, 1 TD; Fenerty 1-0; Hebert 1-(-2).

- Cardinals ..... Thompson 7-28; Johnson 8-26; Chandler 4-18; Centers 1-2; Gelbaugh 2-(-2).

- Passing**  
 Saints ..... Hebert 12 of 24, 100, 1 TD, 1 int.  
 Cardinals ..... Gelbaugh 12 of 24, 128, 3 int.; Chandler 7 of 12, 67, 2 int.

- Receiving**  
 Saints ..... Turner 4-47, 1 TD; Martin 2-21; Hilliard 1-10; Carroll 1-8; Early 1-7; Tice 1-4; Fenerty 1-2; Jordan 1-1.  
 Cardinals ..... R. Hill 5-65; Centers 5-41; Proehl 4-29; E. Jones 3-40; Jordan 2-20.

- Sacks**  
 Saints ..... Jackson 1; Swilling 1.  
 Cardinals ..... Harvey 1.

- Leading Tacklers**  
 Saints ..... Atkins 8 (6 solos); Mills 6 (4 solos); Glenn 5 (5 solos).  
 Cardinals ..... Duerson 8 (7 solos); Coleman 8 (7 solos); Zordich 7 (5 solos).



# STARTING LINEUPS

## ▲ Offense

Opponent, Date	WR	LT	LG	C	RG	RT	TE	WR	QB	R-B	H-B
At L.A. Rams, 9/1	E. Jones	Sharpe	Wolf	Lewis	L. Smith	Robbins	Reeves	Proehl	Tupa	Thompson	Jordan
Opponent, Date	WR	LT	LG	C	RG	RT	TE	WR	QB	R-B	WR
At Philadelphia, 9/8	E. Jones	Sharpe	Wolf	Lewis	L. Smith	Robbins	Reeves	Proehl	Tupa	Thompson	Jackson
Opponent, Date	WR	LT	LG	C	RG	RT	WR	WR	QB	R-B	R-B
At Washington, 9/15	E. Jones	Sharpe	Wolf	Lewis	L. Smith	Robbins	Jackson	Proehl	Tupa	Thompson	Johnson
Opponent, Date	WR	LT	LG	C	RG	RT	TE	WR	QB	R-B	H-B
New England, 9/29	E. Jones	Sharpe	V. Smith	Lewis	L. Smith	Robbins	Reeves	Proehl	Tupa	Johnson	Jordan
At N.Y. Giants, 10/6	E. Jones	Sharpe	Wolf	Lewis	L. Smith	Robbins	Reeves	Proehl	Tupa	Johnson	Jordan
At Minnesota, 10/13	E. Jones	Sharpe	Wolf	Lewis	L. Smith	Robbins	Reeves	Proehl	Tupa	Johnson	Jordan
Atlanta, 10/20	E. Jones	Sharpe	Williams	Lewis	L. Smith	Robbins	Reeves	Proehl	Tupa	Johnson	Jordan
Minnesota, 10/27	E. Jones	Sharpe	Williams	Lewis	L. Smith	Robbins	Reeves	Proehl	Tupa	Johnson	Jordan
At Dallas, 11/3	E. Jones	Sharpe	V. Smith	Lewis	L. Smith	Robbins	Reeves	Proehl	Tupa	Johnson	Jordan
N.Y. Giants, 11/10	E. Jones	Sharpe	V. Smith	Lewis	L. Smith	Robbins	Reeves	Proehl	Tupa	Johnson	Jordan
Opponent, Date	WR	LT	LG	C	RG	RT	TE	WR	QB	R-B	WR
At S.F., 11/17	E. Jones	Sharpe	V. Smith	Lewis	L. Smith	Robbins	Reeves	Proehl	Gelbaugh	Johnson	R. Hill
Opponent, Date	WR	LT	LG	C	RG	RT	WR	WR	QB	R-B	WR
Philadelphia, 11/24	E. Jones	Sharpe	V. Smith	Lewis	L. Smith	Robbins	Jackson	Proehl	Gelbaugh	Johnson	R. Hill
Opponent, Date	WR	LT	LG	C	RG	RT	WR	WR	QB	R-B	R-B
Washington, 12/8	E. Jones	Sharpe	V. Smith	Lewis	L. Smith	Robbins	R. Hill	Proehl	Gelbaugh	Johnson	Centers
Opponent, Date	WR	LT	LG	C	RG	RT	TE	WR	QB	R-B	WR
At Denver, 12/15	E. Jones	Sharpe	V. Smith	Lewis	L. Smith	Robbins	Reeves	Proehl	Chandler	Johnson	R. Hill
Opponent, Date	WR	LT	LG	C	RG	RT	TE	WR	QB	R-B	R-B
New Orleans, 12/22	E. Jones	Sharpe	V. Smith	Lewis	L. Smith	Williams	Reeves	Proehl	Chandler	Johnson	Centers

## ▲ Defense

Opponent, Date	LE	NG	RE	LOLB	LILB	RILB	ROLB	LCB	RCB	SS	WS
At L.A. Rams, 9/1	Faulkner	Wahler	Patterson	Nunn	Jax	E. Hill	Harvey	Lynch	<i>A. Williams</i>	McDonald	Zordich
At Philadelphia, 9/8	Faulkner	Wahler	Patterson	Nunn	Jax	E. Hill	Harvey	Lynch	<i>A. Williams</i>	McDonald	Zordich
At Washington, 9/15	Faulkner	Wahler	Patterson	Nunn	Jax	E. Hill	Harvey	Lynch	Massey	McDonald	Zordich
Dallas, 9/22	Faulkner	Wahler	Patterson	Nunn	Jax	E. Hill	Harvey	Massey	<i>A. Williams</i>	McDonald	Zordich
New England, 9/29	Faulkner	Wahler	Patterson	Nunn	Jax	E. Hill	Harvey	<i>A. Williams</i>	Massey	McDonald	Zordich
At N.Y. Giants, 10/6	Faulkner	Wahler	Patterson	Nunn	Jax	E. Hill	Harvey	<i>A. Williams</i>	Lynch	McDonald	Zordich
At Minnesota, 10/13	Faulkner	Wahler	<i>Swann</i>	Nunn	Jax	E. Hill	Harvey	<i>A. Williams</i>	Lynch	McDonald	Zordich
Atlanta, 10/20	Faulkner	Wahler	Patterson	Nunn	Jax	E. Hill	Harvey	<i>A. Williams</i>	Lynch	McDonald	Zordich
Minnesota, 10/27	Faulkner	Wahler	Patterson	Nunn	Jax	E. Hill	Harvey	<i>A. Williams</i>	Lynch	McDonald	Zordich
At Dallas, 11/3	Faulkner	Wahler	Patterson	Nunn	Stowe	E. Hill	Harvey	<i>A. Williams</i>	Lynch	McDonald	Zordich
N.Y. Giants, 11/10	Faulkner	Wahler	Patterson	Nunn	Stowe	E. Hill	Harvey	<i>A. Williams</i>	Lynch	McDonald	Zordich
Opponent, Date	LE	NG	RE	LB	LB	DB	DB	LCB	RCB	SS	WS
At S.F. 11/17	Nunn	<i>Swann</i>	Harvey	Braxton	Lynch	Taylor	Duerson	Massey	<i>A. Williams</i>	McDonald	Zordich
Opponent, Date	LE	NG	RE	LOLB	LILB	RILB	ROLB	LCB	RCB	SS	WS
Philadelphia, 11/24	Faulkner	Wahler	Patterson	Nunn	Stowe	E. Hill	Harvey	<i>A. Williams</i>	Lynch	McDonald	Zordich
Opponent, Date	LE	NG	RE	LB	LB	LB	DB	LCB	RCB	SS	WS
Washington, 12/8	Nunn	<i>Swann</i>	Harvey	Braxton	E. Hill	Lynch	<i>Lofton</i>	Massey	<i>A. Williams</i>	Duerson	Zordich
Opponent, Date	LE	NG	RE	LOLB	LILB	RILB	ROLB	LCB	RCB	SS	WS
At Denver, 12/15	Faulkner	Patterson	<i>M. Jones</i>	Nunn	Coleman	E. Hill	Harvey	Lynch	<i>A. Williams</i>	Duerson	Zordich
New Orleans, 12/22	Faulkner	Wahler	Patterson	Nunn	Coleman	E. Hill	Harvey	Lynch	<i>A. Williams</i>	Duerson	Zordich

*Underline italics indicate rookie*



# FINAL STATISTICS

## ▲ Won 4, Lost 12

Date	W-L	Score	Opponent, Site	Att.
Sept. 1	W	24-14	At L.A. Rams	47,069
Sept. 8	W	26-10	At Philadelphia	63,818
Sept. 15	L	0-34	At Washington	54,662
Sept. 22	L	9-17	Dallas	68,814
Sept. 29	W	24-10	New England	26,043
Oct. 6	L	9-20	At N.Y. Giants	75,891
Oct. 13	L	7-34	At Minnesota	51,209
Oct. 20	W	16-10	Atlanta	29,804
Oct. 27	L	0-28	Minnesota	45,447
Nov. 3	L	7-27	At Dallas	61,190
Nov. 10	L	14-21	N.Y. Giants	50,048
Nov. 17	L	10-14	At San Francisco	50,180
Nov. 24	L	14-34	Philadelphia	32,568
Dec. 8	L	14-20	Washington	48,373
Dec. 15	L	19-24	At Denver	74,098
Dec. 22	L	3-27	New Orleans	30,928

## ▲ Scoring

	Touchdowns					PAT	FG	S	TP
	Rush	Pass	Return						
G. Davis	0	0	0	19/19	21/30	0	82		
Johnson	4	2	0	0/0	0/0	0	36		
E. Jones	0	4	0	0/0	0/0	0	24		
Proehl	0	2	0	0/0	0/0	0	12		
E. Hill	0	0	1	0/0	0/0	0	6		
R. Hill	0	1	0	0/0	0/0	0	6		
Lynch	0	0	1	0/0	0/0	0	6		
Saddler	0	0	1	0/0	0/0	0	6		
Thompson	1	0	0	0/0	0/0	0	6		
Tupa	1	0	0	0/0	0/0	0	6		
W. Williams	0	1	0	0/0	0/0	0	6		
<b>Cardinals</b>	<b>6</b>	<b>10</b>	<b>3</b>	<b>19/19</b>	<b>21/30</b>	<b>0</b>	<b>196</b>		
<b>Opponents</b>	<b>27</b>	<b>12</b>	<b>4</b>	<b>41/43</b>	<b>15/23</b>	<b>0</b>	<b>344</b>		

## ▲ Team Statistics

	Cardinals	Opponents
Total First Downs	237	301
Rushing	73	132
Passing	143	156
Penalty	21	13
Third Down: Made/Attempts	68/204	76/190
Third Down Percentage	33.3	40.0
Fourth Down: Made/Attempts	4/17	5/7
Fourth Down Percentage	23.5	71.4
Possession Average	29.01	30.59
Total Net Yards	3,962	5,052
Average Per Game	247.6	315.8
Total Plays	926	965
Average Per Play	4.3	5.2
Net Yards Rushing	1,295	2,136
Average Per Game	80.9	133.5
Total Rushes	391	493
Net Yards Passing	2,667	2,916
Average Per Game	166.7	182.3
Sacked/Yards Lost	43/372	25/153
Gross Yards	3,039	3,069
Attempts/Completions	492/254	447/268
Completion Percentage	51.6	60.0
Had Intercepted	25	17
Punts/Average	77/44.7	71/45.2
Net Punting Average	38.9	37.7
Penalties/Yards	78/661	94/734
Fumbles/Ball Lost	31/14	37/21
Touchdowns	19	43
Rushing	6	27
Passing	10	12
Returns	3	4

## ▲ Score By Periods

	1	2	3	4	OT	Total
Cardinals	43	68	32	53	0	196
Opponents	93	87	84	80	0	344

## ▲ Quarterback Sacks

Harvey 9; Nunn 7; Swann 4; Faulkner 2; Braxton 1; E. Hill 1; Wahler 1. Cardinals 25, Opponents 43.

## ▲ Rushing

	No.	Yards	Avg.	Long	TD
Johnson	196	666	3.4	21	4
Thompson	126	376	3.0	22	1
Chandler (T.B.-Phx.)	26	111	4.3	12	0
Chandler (Phx.)	8	32	4.0	12	0
Tupa	28	97	3.5	17	1
Centers	14	44	3.1	8	0
E. Jones	5	24	4.8	9	0
Gelbaugh	9	23	2.6	13	0
Proehl	3	21	7.0	17	0
Flagler	1	7	7.0	7	0
Kupp	1	5	5.0	5	0
<b>Cardinals</b>	<b>391</b>	<b>1,295</b>	<b>3.3</b>	<b>22</b>	<b>6</b>
<b>Opponents</b>	<b>493</b>	<b>2,136</b>	<b>4.3</b>	<b>60t</b>	<b>27</b>

## ▲ Receiving

	No.	Yards	Avg.	Long	TD
E. Jones	61	957	15.7	53	4
Proehl	55	766	13.9	62t	2
R. Hill	43	495	11.5	31t	1
Johnson	29	225	7.8	51t	2
Centers	19	176	9.3	23	0
Jorden	15	127	8.5	19	0
Jackson	8	108	13.5	30	0
Flagler	8	85	10.6	17	0
Reeves	8	45	5.6	13	0
Thompson	7	52	7.4	14	0
W. Williams	1	3	3.0	3t	1
<b>Cardinals</b>	<b>254</b>	<b>3,039</b>	<b>12.0</b>	<b>62t</b>	<b>10</b>
<b>Opponents</b>	<b>268</b>	<b>3,069</b>	<b>11.5</b>	<b>43</b>	<b>12</b>



**Cornerback Aeneas Williams led the Cardinals with six pass interceptions en route to all-rookie honors.**

### ▲ Interceptions

	No.	Yards	Avg.	Long	TD
A. Williams	6	60	10.0	32	0
McDonald	5	36	7.2	13	0
Lynch	3	59	19.7	35t	1
Zordich	1	27	27.0	27	0
Duerson	1	5	5.0	5	0
Fain (Cin.-Phx.)	1	1	1.0	1	0
Fain (Phx.)	0	0	0	0	0
Patterson	1	0	0.0	0	0
<b>Cardinals</b>	<b>17</b>	<b>187</b>	<b>11.0</b>	<b>35t</b>	<b>1</b>
<b>Opponents</b>	<b>25</b>	<b>399</b>	<b>16.0</b>	<b>79</b>	<b>1</b>

### ▲ Kickoff Returns

	Att.	Comp.	Yards	Pct.	Yards/		TD	Int.	Int.	Long	Sack/	Rating
					Att.	TD						
Tupa	315	165	2,053	52.4	6.52	6	1.9	13	4.1	62t	24/197	62.0
Chandler (T.B.-Phx.)	154	78	846	50.6	5.49	5	3.2	10	6.5	45t	17/134	50.9
Chandler (Phx.)	50	25	289	50.0	5.78	1	2.0	2	4.0	45t	7/58	57.8
Gelbaugh	118	61	674	51.7	5.71	3	2.5	10	8.5	34t	10/94	42.1
Kupp	7	3	23	42.9	3.29	0	0.0	0	0.0	11	2/23	51.5
Camarillo	1	0	0	0.0	0.00	0	0.0	0	0.0	0	0	39.6
Thompson	1	0	0	0.0	0.00	0	0.0	0	0.0	0	0	39.6
<b>Cardinals</b>	<b>492</b>	<b>254</b>	<b>3,039</b>	<b>51.6</b>	<b>6.18</b>	<b>10</b>	<b>2.0</b>	<b>25</b>	<b>5.1</b>	<b>62t</b>	<b>43/372</b>	<b>56.4</b>
<b>Opponents</b>	<b>447</b>	<b>268</b>	<b>3,069</b>	<b>60.0</b>	<b>6.87</b>	<b>12</b>	<b>2.7</b>	<b>17</b>	<b>3.8</b>	<b>43</b>	<b>25/153</b>	<b>73.8</b>

### ▲ Punting

	No.	Yards	Avg.	Net	TB	I-20	Long	Blk.
Camarillo	76	3,445	45.3	38.9	7	19	60	1
<b>Cardinals</b>	<b>77</b>	<b>3,445</b>	<b>44.7</b>	<b>38.9</b>	<b>7</b>	<b>19</b>	<b>60</b>	<b>1</b>
<b>Opponents</b>	<b>71</b>	<b>3,207</b>	<b>45.2</b>	<b>37.7</b>	<b>11</b>	<b>24</b>	<b>65</b>	<b>0</b>

### ▲ Punt Returns

	Ret.	FC	Yards	Avg.	Long	TD
Jackson	31	3	244	7.9	19	0
Centers	5	2	30	6.0	12	0
Proehl	4	0	26	6.5	14	0
Edwards	1	1	7	7.0	7	0
<b>Cardinals</b>	<b>41</b>	<b>6</b>	<b>307</b>	<b>7.5</b>	<b>19</b>	<b>0</b>
<b>Opponents</b>	<b>48</b>	<b>12</b>	<b>313</b>	<b>6.5</b>	<b>24</b>	<b>0</b>

### ▲ Kickoff Returns

	Ret.	Yards	Avg.	Long	TD
Centers	16	330	20.6	39	0
Edwards	13	261	20.1	36	0
Flagler	12	208	17.3	32	0
R. Hill (Miami-Phx.)	9	146	16.2	33	0
R. Hill (Phx.)	8	113	14.1	25	0
Jackson	2	41	20.5	21	0
Lomack	1	19	19.0	19	0
<b>Cardinals</b>	<b>52</b>	<b>972</b>	<b>18.7</b>	<b>39</b>	<b>0</b>
<b>Opponents</b>	<b>42</b>	<b>958</b>	<b>22.8</b>	<b>99t</b>	<b>1</b>

### ▲ Field Goals

	1-19	20-29	30-39	40-49	50+	Total
G. Davis	0-0	6-6	7-7	5-10	3-7	21/30
<b>Opponents</b>	<b>1-1</b>	<b>6-6</b>	<b>3-4</b>	<b>5-11</b>	<b>0-1</b>	<b>15/23</b>

G. Davis: (52N, 32G), (52G, 28G, 22G, 42G), (54N), (49N, 32G, 29G), (42N, 47G), (52G, 41N, 40G, 29G), (54N), (29G, 51G, 49G, 44N), (I, I, I), (35G), (43N), (I), (52N, 33G, 45G, 28G, 38G), (38G).  
Opponents: (I), (47G, 47N), (44N, 29G, 48G), (48N, 52N, 45N, 41G), (38N, 39G), (42G, 27G), (I), (29G), (I), (36G, 27G), (I), (45N), (I), (42N, 42G, 27G), (18G), (27G, 39G).

# FINAL DEF. STATISTICS

## ▲ Defensive Statistics (Based upon coaches' video evaluation)

Name	Pos.	G/GS	Tackles		Total	QB Sacks/ QB		Passes Defensed	Fumbles Forced		
			Solo	Assists		Yards	QB		Int.	Rec.	Fumbles
Eric Hill	ILB	16/15	62	46	107	1/11	1	-	-	1	1
Tim McDonald	SS	13/13	81	15	96	-	-	11	5	1	2
Michael Zordich	FS	16/16	65	22	87	-	-	5	1	1	5
Ken Harvey	OLB	16/16	48	31	80	9/60	17	3	-	2	1
Lorenzo Lynch	RCB	16/14	62	15	77	-	-	7	3	1	3.5
Jim Wahler	NG	15/13	47	25	72	1.5/1.5	1	1	-	-	1
Freddie Joe Nunn	OLB	16/16	44	28	72	6.5/39.5	15	3	-	2	6
Garth Jax	ILB	12/9	33	19	52	-	1	1	-	-	-
Aeneas Williams	LCB	16/15	38	10	48	-	-	17	6	1	2
Tyronne Stowe	ILB	13/4	26	20	46	-	-	1	-	1	-
Dave Duerson	S	11/4	29	12	41	-	1	1	-	-	-
Jeff Faulkner	DE	16/14	29	11	40	2/8	1	-	-	-	2
David Braxton	OLB	16/2	21	12	33	1/7	1	3	-	1	1
Eric Swann	DT	12/4	19	3	22	4/26	5	-	-	-	-
Sidney Coleman	ILB	16/2	18	4	22	-	-	-	-	-	-
Craig Patterson	DE	16/13	13	9	22	-	-	1	1	1	1
Robert Massey	CB	12/5	13	9	22	-	-	2	-	1	-
Mike Jones	DE	16/1	13	8	21	-	1	1	-	-	-
Steve Hyche	OLB	16/0	7	3	10	-	-	-	-	-	-
Chris Williams	NG	15/0	5	3	8	-	1	-	-	-	-
Jay Taylor	CB	16/1	4	2	6	-	-	4	-	1	-
Marcus Turner	FS	3/0	5	1	6	-	-	-	-	1	-
Rod Saddler	DE	4/0	4	1	5	-	-	-	-	1	-
Dexter Davis	CB	11/0	4	1	5	-	-	1	-	1	-
Steve Lofton	DB	10/1	3	1	4	-	-	1	-	-	-
Scott Evans	LB	1/0	0	1	1	-	1	-	-	-	-
Jock Jones	ILB	4/0	0	1	1	-	-	-	-	-	-

## ▲ Special Teams Statistics (Based upon coaches' video evaluation)

Name	Tackles			Tackles Inside the 20	Blocks	Caused Fumble	Recovered Fumble
	Solo	Assists	Total				
David Braxton, OLB	11	0	11	3	19	-	-
Rich Camarillo, P	1	0	1	-	-	-	1
Larry Centers, RB	1	3	4	-	7	-	-
Sidney Coleman, ILB	6	1	7	2	19	-	-
Dexter Davis, CB	3	0	3	-	6	-	-
Dave Duerson, S	2	1	3	-	-	-	-
Anthony Edwards, WR	9	5	14	3	15	1	-
Richard Fain, CB	-	-	-	-	2	-	-
Terrence Flagler, RB	0	0	0	-	1	-	-
Ken Harvey, OLB	6	1	7	1	-	-	-
Eric Hill, ILB	0	0	0	-	3	-	-
Steve Hyche, OLB	5	6	11	1	41	-	1
John Jackson, WR	4	2	6	-	2	-	-
Garth Jax, ILB	0	0	0	-	19	-	-
Johnny Johnson, RB	0	0	0	-	1	-	-
Jock Jones, OLB	1	2	3	2	8	-	-
Tim Jorden, TE	0	0	0	-	28	-	-
Kani Kauahi, C	1	2	3	-	-	-	-
Steve Lofton, CB	3	1	4	-	2	-	-
Lorenzo Lynch, CB	9	2	11	-	40	-	-
Robert Massey, CB	5	2	7	2	-	-	-
Lance Smith, G	0	0	0	-	14	-	-
Tyronne Stowe, ILB	6	6	12	-	18	2	-
Jay Taylor, CB	0	0	0	-	3	-	-
Marcus Turner, CB	7	0	7	2	-	1	-
Aeneas Williams, CB	5	1	6	-	12	-	-
Willie Williams, T	0	0	0	-	1	-	-
Ron Wolfley, H-B	1	7	8	-	30	1	-
Michael Zordich, FS	1	1	2	-	27	-	1

# DEFENSIVE LEADERS

## ▲ Total Tackles

Eric Hill	107
Tim McDonald	96
Michael Zordich	87
Ken Harvey	80
Lorenzo Lynch	77
Jim Wahler	72
Freddie Joe Nunn	72
Garth Jax	52
Aeneas Williams	48
Tyronne Stowe	46
Dave Duerson	41
Jeff Faulkner	40
David Braxton	33
Eric Swann	22
Sidney Coleman	22
Craig Patterson	22
Robert Massey	22
Mike Jones	21
Steve Hyche	10
Chris Williams	8
Jay Taylor	6
Marcus Turner	6
Rod Saddler	5
Dexter Davis	5
Steve Lofton	4
Scott Evans	1
Jock Jones	1

## ▲ Solo Tackles

Tim McDonald	81
Michael Zordich	65
Eric Hill	62
Lorenzo Lynch	62
Jim Wahler	47
Ken Harvey	48
Freddie Joe Nunn	44
Aeneas Williams	38
Garth Jax	33
Dave Duerson	29
Jeff Faulkner	29
Tyronne Stowe	26
David Braxton	21
Eric Swann	19
Sidney Coleman	18
Robert Massey	13
Mike Jones	13
Craig Patterson	13
Steve Hyche	7
Marcus Turner	5
Chris Williams	5
Dexter Davis	4
Rod Saddler	4
Jay Taylor	4
Steve Lofton	3

## ▲ Assisted Tackles

Eric Hill	46
Ken Harvey	31
Freddie Joe Nunn	28
Jim Wahler	25
Michael Zordich	22
Tyronne Stowe	20
Garth Jax	19
Lorenzo Lynch	15
Tim McDonald	15
David Braxton	12
Dave Duerson	12
Jeff Faulkner	11
Aeneas Williams	10
Robert Massey	9
Craig Patterson	9
Mike Jones	8
Sidney Coleman	4
Steve Hyche	3
Eric Swann	3
Chris Williams	3
Jay Taylor	2
Dexter Davis	1
Scott Evans	1
Jock Jones	1
Steve Lofton	1
Rod Saddler	1
Marcus Turner	1

## ▲ Forced Fumbles (21)

Freddie Joe Nunn	6
Lorenzo Lynch	3.5
Jeff Faulkner	2
Tim McDonald	2
Aeneas Williams	2
David Braxton	1
Ken Harvey	1
Eric Hill	1
Craig Patterson	1
Jim Wahler	1

## ▲ Rec. Fumbles (17)

Ken Harvey	2
Freddie Joe Nunn	2
David Braxton	1
Dexter Davis	1
Eric Hill	1
Lorenzo Lynch	1
Robert Massey	1
Tim McDonald	1
Craig Patterson	1
Rod Saddler	1
Tyronne Stowe	1
Jay Taylor	1
Marcus Turner	1
Aeneas Williams	1
Michael Zordich	1

## ▲ Passes Defensed (63)

Aeneas Williams	17
Tim McDonald	11
Lorenzo Lynch	7
Michael Zordich	5
Jay Taylor	4
Ken Harvey	3
Freddie Joe Nunn	3
David Braxton	3
Robert Massey	2
Dexter Davis	1
Dave Duerson	1
Garth Jax	1
Mike Jones	1
Steve Lofton	1
Craig Patterson	1
Tyronne Stowe	1
Jim Wahler	1

## ▲ QB Hurries (46)

Ken Harvey	17
Freddie Joe Nunn	15
Eric Swann	5
David Braxton	1
Dave Duerson	1
Scott Evans	1
Jeff Faulkner	1
Eric Hill	1
Garth Jax	1
Mike Jones	1
Chris Williams	1
Jim Wahler	1

## ▲ Special Teams Total Tackles

Anthony Edwards	14
Tyronne Stowe	12
Steve Hyche	11
Lorenzo Lynch	11
David Braxton	11
Ron Wolfley	8
Sidney Coleman	7
Ken Harvey	7
Robert Massey	7
Marcus Turner	7
John Jackson	6
Aeneas Williams	6
Larry Centers	4
Steve Lofton	4
Dexter Davis	3
Dave Duerson	3
Jock Jones	3
Kani Kauahi	3
Michael Zordich	2
Rich Camarillo	1



# TEAM GAME STATISTICS

## ▲Offense

Date	First Downs			Total Offense		Rushing		Passing			Penalties		Fumbles		Punts	
	Total	R	P	Penalty	Total	Plays	Total	Att	Int.	Net	GRO	Sacks-L	#-Yd	#-L	#-Avg	#-Avg
Sept. 1	13	4	7	2	193	52	69	34	18	10	124	0-0	3-41	1-0	5-44.6	
Sept. 8	10	3	5	2	297	53	80	33	19	6	217	1-1	2-10	3-1	6-42.8	
Sept. 15	20	3	6	1	165	51	55	16	31	16	110	4-33	7-61	1-1	5-44.8	
Sept. 22	20	8	10	2	322	72	102	31	38	24	0	220	8-67	2-1	3-46.7	
Sept. 29	21	9	12	2	435	69	133	39	29	17	300	3-12	8-65	2-2	2-41.5	
Oct. 6	24	7	12	2	307	61	93	19	40	23	214	2-16	2-10	2-0	1-37.0	
Oct. 13	17	2	13	2	254	57	50	16	20	4	204	2-16	9-68	2-1	6-46.0	
Oct. 20	16	9	7	0	266	67	168	40	23	9	98	1-11	7-45	1-1	5-53.2	
Oct. 27	7	2	5	0	158	52	32	14	35	15	2	126	5-29	1-1	8-46.5	
Nov. 3	14	8	8	0	239	58	109	24	34	15	2	130	5-40	1-1	6-26.5	
Nov. 10	16	3	10	1	244	52	55	20	28	17	2	189	4-35	2-0	6-48.5	
Nov. 17	14	3	8	2	176	49	64	19	26	14	0	112	2-43	3-0	5-46.4	
Nov. 24	14	3	11	0	236	61	68	18	40	19	4	168	4-40	6-3	4-48.5	
Dec. 1																
Dec. 8	11	4	7	0	194	50	66	22	27	14	2	128	1-11	0-0	7-45.7	
Dec. 15	13	2	9	2	231	62	73	25	32	15	0	158	8-64	2-0	5-44.8	
Dec. 22	18	3	12	3	245	60	72	22	36	19	5	173	3-26	2-2	3-45.7	
Totals	237	143	21		3,952	926	1,295	391	492	254	2,667	43-372	78-661	31-14		77-44.7

## ▲Defense

Date	First Downs			Total Offense		Rushing		Passing			Penalties		Fumbles		Punts		
	Total	R	P	Penalty	Total	Plays	Total	Att	Int.	Net	GRO	Sacks-L	#-Yd	#-L	#-Avg	#-Avg	
Sept. 1	25	9	14	2	375	58	99	21	35	25	2	276	290	9-70	5-5	2-31.5	
Sept. 8	17	7	10	0	307	71	78	25	43	25	1	229	252	10-72	6-5	6-56.4	
Sept. 15	22	10	11	1	350	64	169	41	23	15	0	181	181	6-45	3-2	1-44.0	
Sept. 22	11	5	6	0	320	46	181	25	20	12	0	139	160	1-11	6-35	2-47	
Sept. 29	12	6	5	1	214	45	115	21	21	12	0	99	115	3-16	3-3	5-44.0	
Oct. 6	19	9	10	0	368	54	168	36	18	14	0	200	200	0-0	3-1	2-47.5	
Oct. 13	25	12	12	1	385	65	131	34	31	23	0	254	254	0-0	8-60	3-0	
Oct. 20	15	5	10	0	318	55	107	18	35	13	4	211	220	2-9	4-30	2-1	
Oct. 27	23	12	11	0	351	67	212	41	26	17	1	142	142	0-0	0-0	7-41.4	
Nov. 3	22	10	9	3	266	62	121	35	23	17	2	165	191	4-26	1-5	4-49.8	
Nov. 10	17	9	7	1	290	61	180	38	21	12	0	110	124	2-14	4-1	6-47.2	
Nov. 17	22	9	12	1	257	67	88	29	35	20	0	169	187	3-18	6-55	2-1	
Nov. 24	16	8	7	1	289	65	135	38	25	10	3	154	162	2-8	6-50	7-42.3	
Dec. 1																	
Dec. 8	21	6	15	0	384	68	135	33	34	22	0	249	256	1-7	2-10	4-45.8	
Dec. 15	22	8	13	1	365	64	122	30	33	19	3	243	245	1-2	6-65	0-0	
Dec. 22	12	6	5	1	190	53	95	26	24	12	1	95	100	1-5	6-50	1-0	
Totals	301	132	156	13	5,052	965	2,136	493	447	268	17	3,069	25-153	94-734	37-21		71-45.2



# INDIVIDUAL RUSHING



Opponent	Date	Johnson				Thompson				Tupa				Gelbaugh			
		No.	Yds.	Lg.	TD	No.	Yds.	Lg.	TD	No.	Yds.	Lg.	TD	No.	Yds.	Lg.	TD
At L.A. Rams	September 1	DNP-INJ				29	60	8	0	3	(-1)	11	1				
At Philadelphia	September 8	19	54	17	0	8	16	9	0	5	9	10	0				
At Washington	September 15	8	27	8	0	5	17	11	0	1	(-1)	(-1)	0				
Dallas	September 22	24	93	20	0	4	6	5	0	2	2	2	0				
New England	September 29	8	22	5	0	26	98	15	0	4	15	10	0				
At N.Y. Giants	October 6	14	73	10	0	5	20	13	0								
At Minnesota	October 13	8	18	6	0	4	7	3	1	3	22	17	0				
Atlanta	October 20	25	83	21	0	8	46	22	0	6	32	13	0				
Minnesota	October 27	7	10	4	0	6	26	22	0	0	0	0	0	1	(-4)	(-4)	0
At Dallas	November 3	19	89	15	1	1	0	0	0	3	14	10	0				
N.Y. Giants	November 10	14	37	11	1	3	3	1	0	1	5	5	0				
At San Francisco	November 17	12	32	9	0	3	6	7	0								
Philadelphia	November 24	4	17	10	0	10	35	13	0								
Washington	December 8	13	48	21	2	1	1	1	0								
At Denver	December 15	13	37	7	0	6	7	4	0								
New Orleans	December 22	8	26	11		4	18	8									

Opponent	Date	E. Jones				Proehl				Centers				Chandler									
		No.	Yds.	Lg.	TD	No.	Yds.	Lg.	TD	No.	Yds.	Lg.	TD	No.	Yds.	Lg.	TD						
At L.A. Rams	September 1	1	9	9	0								1	1	1	0							
At Philadelphia	September 8	1	1	1	0																		
At Washington	September 15																						
Dallas	September 22								1	1	1	0											
New England	September 29	1	0	0	0																		
At N.Y. Giants	October 6								1	3	3	0											
At Minnesota	October 13	1	7	7	0																		
Atlanta	October 20																						
Minnesota	October 27																						
At Dallas	November 3															1	6	6	0				
N.Y. Giants	November 10															2	10	7	0				
At San Francisco	November 17								1	17	17	0											
Philadelphia	November 24																						
Washington	December 8															7	16	8	0	1	1	1	0
At Denver	December 15	1	7	7	0								2	9	6	0	3	13	12	0			
New Orleans	December 22															1	2	2	0	4	16	8	0

Craig Kupp: 1-5-0 at Washington, Sept. 15    Terrence Flagger: 1-7-0 at Washington, Sept. 15.



# INDIVIDUAL PASSING

## ▲ Tom Tupa

Opponent	Date	Att.	Comp.	Yards	Comp.			Long	Sacked/	
					Pct.	TD	Int.		Lost	Lost
At L.A. Rams	September 1	18	10	124	.555	1	0	28	0/0	
At Philadelphia	September 8	19	6	218	.315	1	1	59	2/4	
At Washington	September 15	24	13	120	.541	0	3	20	2/10	
Dallas	September 22	38	24	242	.631	0	0	20	3/22	
New England	September 29	28	17	312	.607	3	1	62	1/12	
At N.Y. Giants	October 6	40	23	230	.575	0	2	19	2/16	
At Minnesota	October 13	36	21	240	.583	0	0	25	5/36	
Atlanta	October 20	23	9	139	.391	1	1	31	4/41	
Minnesota	October 27	30	12	123	.400	0	2	24	2/16	
At Dallas	November 3	34	15	130	.441	0	2	20	0/0	
N.Y. Giants	November 10	25	15	175	.600	0	1	50	4/43	
At San Francisco	November 17									
Philadelphia	November 24									
Washington	December 8									
At Denver	December 15									
New Orleans	December 22									

## ▲ Stan Gelbaugh

Opponent	Date	Att.	Comp.	Yards	Comp.			Long	Sacked/	
					Pct.	TD	Int.		Lost	Lost
At L.A. Rams	September 1									
At Philadelphia	September 8									
At Washington	September 15									
Dallas	September 22									
New England	September 29									
At N.Y. Giants	October 6									
At Minnesota	October 13									
Atlanta	October 20									
Minnesota	October 27	5	3	29	.600	0	0	21	1/10	
At Dallas	November 3									
N.Y. Giants	November 10	3	2	57	.666	1	1	34	0/0	
At San Francisco	November 17	26	14	156	.538	1	0	26	4/44	
Philadelphia	November 24	39	19	193	.487	1	4	22	3/25	
Washington	December 8	21	11	111	.523	0	2	27	1/11	
At Denver	December 15									
New Orleans	December 22	24	12	128	.500	0	3	24	0/0	

## ▲ Chris Chandler

Opponent	Date	Att.	Comp.	Yards	Comp.			Long	Sacked/	
					Pct.	TD	Int.		Lost	Lost
At L.A. Rams	September 1									
At Philadelphia	September 8									
At Washington	September 15									
Dallas	September 22									
New England	September 29									
At N.Y. Giants	October 6									
At Minnesota	October 13									
Atlanta	October 20									
Minnesota	October 27									
At Dallas	November 3									
N.Y. Giants	November 10									
At San Francisco	November 17									
Philadelphia	November 24									
Washington	December 8	6	3	28	.500	0	0	23	0/0	
At Denver	December 15	32	15	194	.468	1	0	45	5/36	
New Orleans	December 22	12	7	67	.583	0	2	19	2/22	

Anthony Thompson: 1-0-0-0-0-0-0-0 vs. New England, Sept. 29 Craig Kupp: 7-3-23--429-0-0-11-2/23 at Washington, Sept. 15



# INDIVIDUAL RECEIVING

Opponent	Date	E. Jones				Proehl				R. Hill				Johnson			
		No.	Yds.	Lg.	TD	No.	Yds.	Lg.	TD	No.	Yds.	Lg.	TD	No.	Yds.	Lg.	TD
At L.A. Rams	September 1	2	38	28t	1	5	69	18	0								DNP-INJ
At Philadelphia	September 8	2	62	53	0	2	75	59	0					1	51	51t	1
At Washington	September 15	3	35	14	0	1	20	20	0	1	11	11	0	3	15	10	0
Dallas	September 22	8	92	14	0	3	44	20	0	3	22	8	0	1	7	7	0
New England	September 29	8	145	38	1	4	107	62t	1	1	15	15	0	1	15	15t	1
At N.Y. Giants	October 6	5	65	18	0	6	54	19	0	6	65	16	0	5	32	11	0
At Minnesota	October 13	6	67	18	0	3	41	25	0	2	28	15	0	4	26	16	0
Atlanta	October 20	3	31	13	0	2	43	23	0	2	47	31t	1	1	7	7	0
Minnesota	October 27	3	53	24	0	3	34	21	0	3	39	18	0	4	11	5	0
At Dallas	November 3	0	0	0	0	4	47	20	0	4	40	16	0	0	0	0	0
N.Y. Giants	November 10	5	99	50	0	3	46	34t	1	2	21	12	0	5	21	11	0
At San Francisco	November 17	3	55	26t	1	6	59	10	0	4	38	19	0	0	0	0	0
Philadelphia	November 24	2	15	14	0	2	19	15	0	7	80	22	0	0	0	0	0
Washington	December 8	4	76	27	0	3	19	9	0	1	15	15	0	3	16	15	0
At Denver	December 15	4	84	45t	1	4	60	19	0	2	9	5	0	3	24	13	0
New Orleans	December 22	3	40	17	0	4	29	12	0	5	65	24	0				

Opponent	Date	Reeves				Jackson				Jordan				Thompson				Centers				
		No.	Yds.	Lg.	TD	No.	Yds.	Lg.	TD	No.	Yds.	Lg.	TD	No.	Yds.	Lg.	TD	No.	Yds.	Lg.	TD	
At L.A. Rams	September 1	3	17	12	0																	
At Philadelphia	September 8					1	30	30	0													
At Washington	September 15					1	15	15	0	5	36	12	0	2	11	8	0					
Dallas	September 22					1	5	5	0	2	18	9	0	1	1	1	0					
New England	September 29													2	13	7	0					
At N.Y. Giants	October 6													1	14	14	0					
At Minnesota	October 13					3	46	23	0	1	10	10	0	1	13	13	0					
Atlanta	October 20									1	11	11	0									
Minnesota	October 27																					
At Dallas	November 3									2	12	7	0					4	28	14	0	
N.Y. Giants	November 10																	3	48	23	0	
At San Francisco	November 17					1	17	17	0									1	4	4	0	
Philadelphia	November 24	1	13	13	0	2	12	9	0	1	14	14	0					3	37	19	0	
Washington	December 8	1	6	6	0													2	7	4	0	
At Denver	December 15	1	6	6	0													1	11	11	0	
New Orleans	December 22									2	20	19	0					5	41	11	0	

Terrence Flagler: 5-53-17-0 vs. Dallas, September 22; 1-17-17-0 vs. New England, September 29; 1-9-9-0 at Minnesota, October 13.



# GAME KICKING

## ▲ Kicking (Greg Davis)

	1-19	20-29	30-39	40-49	50+	Total	PAT	Points
At L.A. Rams, Sept. 1			32		52	1-2	3-3	6
At Philadelphia, Sept. 8		28, 22		42	52	4-4	2-2	14
At Washington, Sept. 15					54	0-1	0-0	0
Dallas, Sept. 22		29	32, 32	49		3-4	0-0	9
New England, Sept. 29				42, 47		1-2	3-3	6
At N.Y. Giants, Oct. 6		29		41, 40	53	3-4	0-0	9
At Minnesota, Oct. 13					54	0-1	1-1	1
Atlanta, Oct. 20		29		44 blk., 49	51	3-4	1-1	10
Minnesota, Oct. 27						0-0	0-0	0
At Dallas, Nov. 3						0-0	1-1	1
N.Y. Giants, Nov. 10						0-0	2-2	2
At San Francisco, Nov. 17			35			1-1	1-1	4
Philadelphia, Nov. 24				43		0-1	2-2	2
Washington, Dec. 8						0-0	2-2	2
At Denver, Dec. 15		28	33, 38	45	52	4-5	1-1	13
New Orleans, Dec. 22			38			0-0	0-0	0
<b>Totals</b>	<b>0-0</b>	<b>6-6</b>	<b>7-7</b>	<b>5-10</b>	<b>3-7</b>	<b>21-30</b>	<b>19-19</b>	<b>82</b>

## ▲ Punting (Rich Camarillo)

	Punts	Yards	Avg.	TBs	I-20	Long	Net Avg.
At L.A. Rams, Sept. 1	5	223	44.6	0	2	49	38.4
At Philadelphia, Sept. 8	6	257	42.8	0	1	48	36.0
At Washington, Sept. 15	5	224	44.8	0	0	53	29.0
Dallas, Sept. 22	3	140	46.7	1	1	50	37.0
New England, Sept. 29	2	83	41.5	0	1	52	43.5
At N.Y. Giants, Oct. 6	1	37	37.0	0	1	37	37.0
At Minnesota, Oct. 13	6	276	46.0	1	1	53	40.5
Atlanta, Oct. 20	5	256	53.2	1	3	59	46.0
Minnesota, Oct. 27	8	372	46.5	0	1	57	42.6
At Dallas, Nov. 3	5	159	31.8	1	1	42	30.8
N.Y. Giants, Nov. 10	6	291	48.5	0	3	60	44.3
At San Francisco, Nov. 17	5	232	46.4	2	1	54	36.2
Philadelphia, Nov. 24	4	194	48.5	0	0	58	47.0
Washington, Dec. 8	7	330	47.1	1	1	54	42.3
At Denver, Dec. 15	5	224	44.8	0	0	51	38.8
New Orleans, Dec. 22	3	137	45.7	0	2	52	43.7
<b>Totals</b>	<b>76</b>	<b>3,445</b>	<b>45.3</b>	<b>7</b>	<b>19</b>	<b>60</b>	<b>38.9</b>

\*Does not include one blocked punt

# GAME RETURNS

## ▲ Kickoff Return (Returns-Yards-Average-Long-TD)

	R. Hill	Flagler	Jackson	Edwards	Centers
At L.A. Rams, Sept. 1					2-45-22.5-23-0
At Philadelphia, Sept. 8	3-34-11.3-17-0				
At Washington, Sept. 15	2-29-14.5-17-0				
Dallas, Sept. 22			2-41-20.5-21-0	2-37-18.5-23-0	
New England, Sept. 29	3-50-16.7-25-0				
N.Y. Giants, Oct. 6		5-85-17.0-32-0			
At Minnesota, Oct. 13		4-47-11.8-18-0		1-21-21.0-21-0	
Atlanta, Oct. 20		1-15-15.0-15-0			
Minnesota, Oct. 27		2-61-30.5-32-0		2-40-20.0-20-0	
Dallas, Nov. 3				3-55-18.3-20-0	2-33-16.5-17-0
N.Y. Giants, Nov. 10					3-58-19.3-23-0
At San Francisco, Nov. 17				1-16-16.0-16-0	2-43-21.5-25-0
Philadelphia, Nov. 24					3-69-23.0-24-0
Washington, Dec. 8					1-39-39.0-39-0
At Denver, Dec. 15				1-18-18.0-18-0	3-43-14.3-22-0
New Orleans, Dec. 22				3-74-24.7-36-0	
<b>Totals</b>	<b>8-113-14.1-25-0</b>	<b>12-208-17.3-32-0</b>	<b>2-41-20.5-21-0</b>	<b>13-261-20.1-36-0</b>	<b>16-330-20.6-39-0</b>

Tony Lomack: One return for 19 yards at L.A. Rams, Sept. 1

## ▲ Punt Return (Returns-Yards-Average-Long-TD)

	Proehl	Edwards	Jackson	Centers
At L.A. Rams, Sept. 1				1-0-0-0-1-0-0
At Philadelphia, Sept. 8				4-30.7-7.3-1-12-0
At Washington, Sept. 15	1-6-6.0-0-6-0			
Dallas, Sept. 22	2-18-9.0-0-14-0			
New England, Sept. 29		1-7-7.0-0-7-0		
N.Y. Giants, Oct. 6	1-2-2.0-0-2-0			
At Minnesota, Oct. 13			2-20-10.0-0-13-0	
Atlanta, Oct. 20			4-41-10.3-1-15-0	
Minnesota, Oct. 27			3-20-6.7-0-9-0	
Dallas, Nov. 3			3-37-12.7-0-19-0	
N.Y. Giants, Nov. 10			4-47-11.8-0-19-0	
At San Francisco, Nov. 17			4-23-5.8-0-8-0	
Philadelphia, Nov. 24			2-16-8.0-0-16-0	
Washington, Dec. 8			4-25-6.3-0-11-0	
At Denver, Dec. 15			1-0-0.0-0-0-0	
New Orleans, Dec. 22			4-15-3.8-1-5-0	
<b>Totals</b>	<b>4-26-6.5-0-14-0</b>	<b>1-7-7.0-0-7-0</b>	<b>31-244-7.9-3-19-0</b>	<b>5-30-6.0-2-12-0</b>





# TEAM BESTS & WORSTS

## ▲ Offense

		<b>Bests</b>		<b>Worsts</b>
Total Net Yards	435	New England, Sept. 29	158	Minnesota, Oct. 27
Total Plays	72	Dallas, Sept. 22	49	At San Francisco, Nov. 17
First Downs	24	New England, Sept. 29	7	Minnesota, Oct. 27
Net Rushing Yards	168	Atlanta, Oct. 20	32	Minnesota, Oct. 27
Rushing Attempts	40	Atlanta, Oct. 20	14	Minnesota, Oct. 27
Net Passing Yards	300	New England, Sept. 29	98	Atlanta, Oct. 20
Pass Attempts	40	Philadelphia, Nov. 24	18	At L.A. Rams, Sept. 1
		At N.Y. Giants, Oct. 6		
Pass Completions	24	Dallas, Sept. 22	6	At Philadelphia, Sept. 8
Passes Had Intercepted	0	At Denver, Dec. 15	5	New Orleans, Dec. 22
		At San Francisco, Nov. 17		
		At Minnesota, Oct. 13		
		Dallas, Sept. 22		
		At L.A. Rams, Sept. 1		
Time of Possession	37:52	Dallas, Sept. 22	20:53	At Minnesota, Oct. 13

## ▲ Defense

		<b>Bests</b>		<b>Worsts</b>
Total Net Yards	190	New Orleans, Dec. 22	365	At Minnesota, Oct. 13
Total Plays	45	New England, Sept. 29	71	At Philadelphia, Sept. 8
First Downs	11	Dallas, Sept. 22	25	At Minnesota, Oct. 13
		At Philadelphia, Sept. 8	212	At L.A. Rams, Sept. 1
Net Rushing Yards	78	Atlanta, Oct. 20	41	Minnesota, Oct. 27
Rushing Attempts	18			At Washington, Sept. 15
		New Orleans, Dec. 22	276	At L.A. Rams, Sept. 1
Net Passing Yards	95	At N.Y. Giants, Oct. 6	43	At Philadelphia, Sept. 8
Pass Attempts	18	Philadelphia, Nov. 24	25	At Philadelphia, Sept. 8
Pass Completions	10			At L.A. Rams, Sept. 1
		Atlanta, Oct. 20	0	Eight times, most recently vs. Washington, Dec. 8
Passes Intercepted	4			New Orleans, Dec. 22
		At Philadelphia, Sept. 8	0	At Denver, Dec. 15
Fumbles Recovered	5	At L.A. Rams, Sept. 1		Philadelphia, Nov. 24
				At Dallas, Nov. 3
				Minnesota, Oct. 27
				At Minnesota, Oct. 13
Points Allowed	10	Atlanta, Oct. 20	34	Philadelphia, Nov. 24
		New England, Sept. 29		At Minnesota, Oct. 13
		At Philadelphia, Sept. 8		At Washington, Sept. 15

## ▲ Miscellaneous

		<b>Bests</b>		<b>Worsts</b>
Penalties	2	Washington, Dec. 8	9	At Minnesota, Oct. 13
		At N.Y. Giants, Oct. 6		
		At Philadelphia, Sept. 8		
Yards Penalized	10	At Philadelphia, Sept. 8	68	At Minnesota, Oct. 13

# MISCELLANEOUS STATS

## ▲ Possession Chart

	Drives Started	TD	FG	FGA	Punt	Downs	TO	Safety	Clock	Points	Pts/Drive	Efficiency
Tom Tupa	116	10	15	7	52	4	20	0	8	115	0.991	21.6%
Stan Gelbaugh	47	5	1	1	17	7	14	0	2	38	0.809	12.8%
Chris Chandler	19	1	5	1	7	0	3	0	2	19	1.000	31.6%
Craig Kupp	2	0	0	0	0	0	2	0	0	0	0.000	00.0%
<b>Phoenix Total</b>	<b>184</b>	<b>16</b>	<b>21</b>	<b>9</b>	<b>**76</b>	<b>11</b>	<b>37</b>	<b>0</b>	<b>12</b>	<b>172</b>	<b>0.935</b>	<b>20.1%</b>
<b>Opponent Total</b>	<b>185</b>	<b>39</b>	<b>15</b>	<b>8</b>	<b>71</b>	<b>2</b>	<b>34</b>	<b>0</b>	<b>16</b>	<b>317</b>	<b>1.714</b>	<b>29.2%</b>

\*Gelbaugh replaced Chandler in third quarter drive vs. New Orleans, Dec. 2. \*\*One blocked team punt at Dallas, Nov. 3.

## ▲ Third Down Efficiency Analysis

3rd and	1	2	3	4	5	6	7	8	9	10	11+	Rush	Total
Phoenix	12-18	2-10	6-12	9-16	8-19	6-16	6-22	3-15	4-15	4-22	8-39	21-44	68-204
Opponent	12-17	10-14	5-20	11-21	9-25	5-16	4-11	5-9	2-8	7-19	6-30	32-47	76-190

## ▲ Total Yards Gained By Down

(Does not include plays or yards lost due to quarterback sacks)

	First Down			Second Down			Third Down			Fourth Down			Season		
	Att.	Yards	Avg.	Att.	Yards	Avg.	Att.	Yards	Avg.	Att.	Yards	Avg.	Att.	Yards	Avg.
Phoenix	400	1,754	4.36	285	1,525	5.35	185	1,038	5.61	13	17	1.31	883	4,334	4.91
Opponent	434	2,451	5.65	317	1,712	5.40	182	1,051	5.77	7	31	4.43	940	5,205	5.54

## ▲ Rushing Yards Gained By Down

	First Down			Second Down			Third Down			Fourth Down			Season		
	Att.	Yards	Avg.	Att.	Yards	Avg.	Att.	Yards	Avg.	Att.	Yards	Avg.	Att.	Yards	Avg.
Phoenix	204	643	3.15	138	494	3.58	45	158	3.51	4	0	0.00	391	1,295	3.31
Opponent	268	1,076	4.01	170	738	4.34	49	350	6.33	6	12	2.00	493	2,136	4.33

## ▲ Rushing Yards Gained By Down

(Does not include plays or yards lost due to quarterback sacks)

	First Down			Second Down			Third Down			Fourth Down			Season		
	Att.	Yards	Avg.	Att.	Yards	Avg.	Att.	Yards	Avg.	Att.	Yards	Avg.	Att.	Yards	Avg.
Phoenix	196	1,111	5.67	147	1,031	7.01	140	880	6.29	9	17	1.89	492	3,039	6.18
Opponent	166	1,375	8.28	147	974	6.63	133	701	5.27	1	19	19.00	447	3,069	6.87

## ▲ First Down Tendencies

(Incomplete passes credited as play gaining 0 yards; excludes quarterback sacks, turnovers, and interceptions)

	Rushing			Passing			Overall			Times Gained				
	Plays	Yards	Avg.	Plays	Yards	Avg.	Plays	Yards	Avg.	10+	5+	2-	0	Neg.
Phoenix	204	643	3.15	196	1,111	5.67	400	1,754	4.39	67	68	73	100	30
Opponent	268	1,076	4.01	166	1,375	8.28	434	2,451	5.65	80	113	52	81	33

## ▲ Kickoff Analysis

	Total	Returns	TB	Ret. Yards	Avg. Ret.	Total SYL	Avg. SYL	SYL in 20	Ret. 25+
Davis	54	42	11	958	22.8	1,357	25.1	10	9
Opponent	74	52	21	972	18.7	1,675	22.6	14	7

## ▲ Scoring Percentage Inside The 20

	Phoenix	Opponents
Times Penetrated Opponent 20-yard line	34	50
Total Scores	23	44
Touchdowns	9 (6 run/3 pass)	34 (25 run/9 pass)
Field Goals	14	10
Turnovers	9 (7 ints./2 fumbles)	4 (1 int./3 fumbles)
Scores From Outside the 20-yard line	4 (4 FG)	3 (3 FG)
Scoring Efficiency	23/34 = 67.6 percent	44/50 = 88.0 percent



# TOP INDIVIDUAL PERFORMANCES

## ▲ Rushing

### Yards Rushing

- 98 ...Anthony Thompson vs. New England, Sept. 29 (26 att.)
- 93 ...Johnny Johnson vs. Dallas, Sept. 22 (24 att.)
- 89 ...Johnny Johnson at Dallas, Nov. 3 (19 att.)

### Rushing Attempts

- 29 ...Anthony Thompson at L.A. Rams, Sept. 1 (60 yards)
- 26 ...Anthony Thompson vs. New England, Sept. 29 (98 yards)
- 25 ...Johnny Johnson vs. Atlanta, Oct. 20 (83 yards)

### Touchdowns Rushing

- 2 ...Johnny Johnson vs. Washington, Dec. 8 (1, 3 yards)

### Longest Rushes

- 22 ...Anthony Thompson vs. Minnesota, Oct. 27
- Anthony Thompson vs. Atlanta, Oct. 20
- 21 ...Johnny Johnson vs. Washington, Dec. 8
- Johnny Johnson vs. Atlanta, Oct. 20 (twice)
- 20 ...Johnny Johnson vs. Dallas, Sept. 22

### Yards Per Carry (Min. 10 attempts)

- 5.2 ...Johnny Johnson at N.Y. Giants, Oct. 6 (14 att., 73 yards)
- 4.7 ...Johnny Johnson at Dallas, Nov. 3 (19 att., 89 yards)

## ▲ Passing

### Yards Passing

- 312 ...Tom Tupa vs. New England, Sept. 29 (17 comp., 28 att.)
- 242 ...Tom Tupa vs. Dallas, Sept. 22 (24 comp., 38 att.)
- 240 ...Tom Tupa at Minnesota, Oct. 13 (21 comp., 36 att.)

### Pass Attempts

- 40 ...Tom Tupa at N.Y. Giants, Oct. 6 (23 comp., 230 yards)
- 39 ...Stan Gelbaugh vs. Philadelphia (19 comp., 193 yards)
- 38 ...Tom Tupa vs. Dallas, Sept. 22 (24 comp., 242 yards)

### Passes Completed

- 24 ...Tom Tupa vs. Dallas, Sept. 22 (38 att., 242 yards)
- 23 ...Tom Tupa at N.Y. Giants, Oct. 6 (40 att., 230 yards)
- 21 ...Tom Tupa at Minnesota, Oct. 13 (36 att., 240 yards)

### Touchdown Passes

- 3 ...Tom Tupa vs. New England, Sept. 29 (17, 15, 62 yards)

### Completion Percentage

- 631 ...Tom Tupa vs. Dallas, Sept. 22 (24 comp., 38 att.)
- 607 ...Tom Tupa vs. New England, Sept. 29 (17 comp., 28 att.)

## ▲ Pass Receiving

### Receptions

- 8 ...Ernie Jones vs. New England, Sept. 29 (145 yards)
- Ernie Jones vs. Dallas, Sept. 22 (92 yards)
- 7 ...Randal Hill vs. Philadelphia, Nov. 24 (80 yards)

### Yards Receiving

- 145 ...Ernie Jones vs. New England, Sept. 29 (8 rec.)
- 107 ...Ricky Proehl vs. New England, Sept. 29 (4 rec.)
- 99 ...Ernie Jones vs. N.Y. Giants, Nov. 10 (5 rec.)

## Touchdown Receptions

- 1 ...Ernie Jones at Denver, Dec. 15 (45 yards)
- Willie Williams vs. Philadelphia, Nov. 24 (3 yards)
- Ernie Jones at San Francisco, Nov. 17 (26 yards)
- Ricky Proehl vs. N.Y. Giants, Nov. 10 (34 yards)
- Randal Hill vs. Atlanta, Oct. 20 (31 yards)
- Ricky Proehl vs. New England, Sept. 29 (62 yards)
- Johnny Johnson vs. New England, Sept. 29 (15 yards)
- Ernie Jones vs. New England, Sept. 29 (17 yards)
- Johnny Johnson at Philadelphia, Sept. 8 (51 yards)
- Ernie Jones at L.A. Rams, Sept. 1 (28 yards)

## Longest Receptions

- 62 ...Ricky Proehl vs. New England, Sept. 29
- 59 ...Ricky Proehl at Philadelphia, Sept. 8
- 53 ...Ernie Jones at Philadelphia, Sept. 8
- 51 ...Johnny Johnson at Philadelphia, Sept. 8

## ▲ Field Goals

### Field Goals

- 4 ...Greg Davis at Denver, Dec. 15 (33, 45, 28, 38 yards)
- Greg Davis at Philadelphia, Sept. 8 (52, 28, 22, 42 yards)
- 3 ...Greg Davis vs. Atlanta, Oct. 20 (29, 51, 49 yards)
- Greg Davis at N.Y. Giants, Oct. 6 (52, 40, 29 yards)
- Greg Davis vs. Dallas, Sept. 22 (32, 32, 29)

## Longest Field Goals

- 52 ...Greg Davis at N.Y. Giants, Oct. 6 (equals franchise record)
- Greg Davis at Philadelphia, Sept. 8
- 51 ...Greg Davis vs. Atlanta, Oct. 20

## ▲ Punting

### Longest Punts

- 60 ...Rich Camarillo vs. N.Y. Giants, Nov. 10
- 59 ...Rich Camarillo vs. Atlanta, Oct. 20

### Highest Average

- 53.2 ...Rich Camarillo vs. Atlanta, Oct. 20 (5 punts, 266 yards)
- 48.5 ...Rich Camarillo vs. Phila., Nov. 24 (4 punts, 194 yards)
- Rich Camarillo vs. N.Y. Giants, Nov. 10 (6 punts, 291 yards)

## ▲ Defense

### Solo Tackles

- 11 ...Dave Duerson vs. Washington, Dec. 8 (5 assists)
- 10 ...Tim McDonald at L.A. Rams, Sept. 1 (0 assists)

### Combined Tackles

- 16 ...Dave Duerson vs. Washington, Dec. 8 (11 solos, 5 assists)
- 14 ...Tyronne Stowe vs. Phila., Nov. 24 (9 solos, 5 assists)
- Tyronne Stowe vs. N.Y. Giants, Nov. 10 (8 solos, 6 assists)

### Interceptions

- 2 ...Aeneas Williams at Denver, Dec. 15
- Lorenzo Lynch vs. Philadelphia, Nov. 24 (1 TD)
- Tim McDonald vs. Atlanta, Oct. 20

### Quarterback Sacks

- 3 ...Ken Harvey at Dallas, Nov. 3

# TOP OPP. IND. PERF.

## ▲ Rushing

### Yards Rushing

- 182...Emmitt Smith vs. Dallas, Sept. 22 (23 att.)  
 137...Rodney Hampton at N.Y. Giants, Oct. 6 (22 att.)  
 116...Earnest Byner vs. Washington, Dec. 8 (25 att.)

### Rushing Attempts

- 25...Earnest Byner vs. Washington, Dec. 8 (116 yards)  
 James Joseph vs. Philadelphia, Nov. 24 (85 yards)  
 24...Rodney Hampton vs. N.Y. Giants, Nov. 10 (99 yards)

### Touchdowns Rushing

- 3...Emmitt Smith at Dallas, Nov. 3 (3, 1, 3 yards)  
 Herschel Walker vs. Minnesota, Oct. 27 (16, 1, 5 yards)  
 2...Jeff Hostetler vs. N.Y. Giants, Nov. 10 (47, 4 yards)  
 Emmitt Smith vs. Dallas, Sept. 22 (60, 12 yards)  
 Robert Delpino at L.A. Rams, Sept. 1 (1, 1 yard)

### Longest Rushes

- 60...Emmitt Smith vs. Dallas, Sept. 22  
 47...Jeff Hostetler vs. N.Y. Giants, Nov. 10  
 37...Rodney Hampton at N.Y. Giants, Oct. 6

### Yards Per Carry (Min. 10 attempts)

- 7.9...Emmitt Smith vs. Dallas, Sept. 22 (23 att., 182 yards)  
 6.2...Rodney Hampton at N.Y. Giants, Oct. 6 (22 att., 137 yards)

## ▲ Passing

### Yards Passing

- 290...Jim Everett at L.A. Rams, Sept. 1 (25 comp., 35 att.)  
 256...Mark Rypien vs. Washington, Dec. 8 (22 comp., 33 att.)  
 254...Rich Gannon at Minnesota, Oct. 13 (23 comp., 31 att.)

### Passes Attempted

- 35...Steve Bono at San Francisco, Nov. 17 (20 comp.)  
 Chris Miller vs. Atlanta, Oct. 20 (13 comp.)  
 Jim Everett at L.A. Rams, Sept. 1 (25 comp.)  
 34...Jim McMahon at Philadelphia, Sept. 8 (19 comp.)

### Passes Completed

- 25...Jim Everett at L.A. Rams, Sept. 1 (35 att.)  
 23...Rich Gannon at Minnesota, Oct. 13 (31 att.)

### Touchdown Passes

- 2...Mark Rypien vs. Washington, Dec. 8 (4, 17 yards)  
 Rich Gannon at Minnesota, Oct. 13 (42, 3 yards)

### Completion Percentage

- .778...Jeff Hostetler at N.Y. Giants, Oct. 6 (14 comp., 18 att.)  
 .742...Rich Gannon at Minnesota, Oct. 13 (23 comp., 31 att.)

## ▲ Pass Receiving

### Receptions

- 10...Robert Delpino at L.A. Rams, Sept. 1 (113 yards)  
 7...Gary Clark vs. Washington, Dec. 8 (99 yards)  
 Henry Ellard at L.A. Rams, Sept. 1 (116 yards)

### Yards Receiving

- 118...Cris Carter at Minnesota, Oct. 13 (6 rec.)  
 116...Henry Ellard at L.A. Rams, Sept. 1 (7 rec.)

## Touchdown Receptions

- 1...Floyd Turner vs. New Orleans, Dec. 22 (19 yards)  
 Shannon Sharpe at Denver, Dec. 15 (3 yards)  
 Ricky Sanders vs. Washington, Dec. 8 (17 yards)  
 Terry Orr vs. Washington, Dec. 8 (4 yards)  
 Keith Jackson vs. Philadelphia, Nov. 24 (29 yards)  
 Fred Barnett vs. Philadelphia, Nov. 24 (18 yards)  
 Hassan Jones vs. Minnesota, Oct. 27 (5 yards)  
 Mike Pritchard vs. Atlanta, Oct. 20 (21 yards)  
 C. Carter at Minnesota, Oct. 13 (42 yards)  
 A. Carter at Minnesota, Oct. 13 (3 yards)  
 Zeke Mowatt at N.Y. Giants, Oct. 6 (7 yards)  
 Gary Clark at Washington, Sept. 15 (28 yards)

## Longest Receptions

- 43...Fred Barnett vs. Philadelphia, Nov. 24  
 42...Cris Carter at Minnesota, Oct. 13

## ▲ Field Goals

### Field Goals

- 2...Morten Andersen vs. New Orleans, Dec. 22 (27, 39 yards)  
 Chip Lohmiller vs. Washington, Dec. 8 (42, 27 yards)  
 Ken Willis at Dallas, Nov. 3 (36, 27 yards)  
 Chip Lohmiller at Washington, Sept. 15 (29, 48 yards)

### Longest Field Goals

- 48...Chip Lohmiller at Washington, Sept. 15  
 47...Roger Ruzek at Philadelphia, Sept. 8

## ▲ Punting

### Longest Punts

- 65...Harry Newsome at Minnesota, Oct. 13  
 57...Sean Landeta vs. N.Y. Giants, Nov. 10  
 Scott Fulhage vs. Atlanta, Oct. 20

### Highest Average

- 54.0...Harry Newsome at Minn., Oct. 13 (5 punts, 270 yards)  
 49.8...Mike Saxon at Dallas, Nov. 3 (4 punts, 199 yards)

## ▲ Defense

### Solo Tackles

- 9...Jessie Tuggle vs. Atlanta, Oct. 20 (2 assists)  
 8...Chris Doleman at Minnesota, Oct. 13 (0 assists)

### Combined Tackles

- 11...Jessie Tuggle vs. Atlanta, Oct. 20 (9 solos, 2 assists)  
 Scott Case vs. Atlanta, Oct. 20 (7 solos, 4 assists)  
 9...Steve Atwater vs. Denver, Dec. 15 (6 solos, 3 assists)  
 Darion Corner vs. Atlanta, Oct. 20 (6 solos, 3 assists)  
 Vincent Brown vs. N.E., Sept. 29 (6 solos, 3 assists)  
 James Washington vs. Dallas, Sept. 22 (5 solos, 4 assists)

### Interceptions

- 3...Gene Atkins vs. New Orleans, Dec. 22

### Quarterback Sacks

- 3...Leonard Marshall vs. N.Y. Giants, Nov. 10  
 Chris Doleman at Minnesota, Oct. 13





# LONGEST PLAYS

Yds.	Description	Opponent	Date	Site	TD	Note
85	Eric Hill fumble return	L.A. Rams	Sept. 1	Anaheim Stadium	Yes	Second-longest fumble return in franchise history
62	Ricky Proehl reception from Tom Tupa	New England	Sept. 29	Sun Devil Stadium	Yes	Proehl's longest career reception
59	Ricky Proehl reception from Tom Tupa	Philadelphia	Sept. 8	Veterans Stadium	No	
53	Ernie Jones reception from Tom Tupa	Philadelphia	Sept. 8	Veterans Stadium	No	
51	Johnny Johnson reception from Tom Tupa	Philadelphia	Sept. 8	Veterans Stadium	Yes	Johnson's second 1991 play from scrimmage
50	Ernie Jones reception from Tom Tupa	N.Y. Giants	Nov. 10	Sun Devil Stadium	No	
45	Ernie Jones reception from Chris Chandler	Denver	Dec. 15	Mile High Stadium	Yes	Chandler's first Cardinal TD pass
38	Ernie Jones reception from Tom Tupa	New England	Sept. 29	Sun Devil Stadium	No	
35	Lorenzo Lynch interception	Philadelphia	Nov. 24	Sun Devil Stadium	Yes	Lynch's first NFL touchdown
34	Ricky Proehl reception from Stan Gelbaugh	N.Y. Giants	Nov. 10	Sun Devil Stadium	Yes	Gelbaugh's first NFL touchdown pass
32	Aeneas Williams interception	Philadelphia	Nov. 24	Sun Devil Stadium	No	
31	Randal Hill reception from Tom Tupa	Atlanta	Oct. 20	Sun Devil Stadium	Yes	Hill's first career touchdown
30	John Jackson reception from Tom Tupa	Philadelphia	Sept. 8	Veterans Stadium	No	Jackson's first career reception
28	Ernie Jones reception from Tom Tupa	L.A. Rams	Sept. 1	Anaheim Stadium	Yes	
27	Michael Zordich interception	Atlanta	Oct. 20	Sun Devil Stadium	No	
	Ernie Jones reception from Stan Gelbaugh	Washington	Dec. 8	Sun Devil Stadium	No	
26	Ernie Jones reception from Stan Gelbaugh	San Francisco	Nov. 17	Candlestick Park	Yes	Gelbaugh's first TD pass as NFL starter
25	Ricky Proehl reception from Tom Tupa	Minnesota	Oct. 13	Metrodome	No	
24	Randal Hill reception from Stan Gelbaugh	New Orleans	Dec. 22	Sun Devil Stadium	No	
	Ernie Jones reception from Tom Tupa	Minnesota	Oct. 27	Sun Devil Stadium	No	
23	Aeneas Williams interception	Denver	Dec. 15	Mile High Stadium	No	Second interception of game
	Ernie Jones reception from Chris Chandler	Washington	Dec. 8	Sun Devil Stadium	No	Chandler's second pass completion as Cardinal
	Larry Centers reception from Tom Tupa	N.Y. Giants	Nov. 10	Sun Devil Stadium	No	
	Ricky Proehl reception from Tom Tupa	Atlanta	Oct. 20	Sun Devil Stadium	No	
	John Jackson reception from Tom Tupa	Minnesota	Oct. 13	Metrodome	No	
22	Randal Hill reception from Stan Gelbaugh	Philadelphia	Nov. 24	Sun Devil Stadium	No	
	Anthony Thompson run	Minnesota	Oct. 27	Sun Devil Stadium	No	
	Anthony Thompson run	Atlanta	Oct. 20	Sun Devil Stadium	No	
21	Johnny Johnson run	Washington	Dec. 8	Sun Devil Stadium	No	
	Larry Centers reception from Tom Tupa	N.Y. Giants	Nov. 10	Sun Devil Stadium	No	
	Ricky Proehl reception from Stan Gelbaugh	Minnesota	Oct. 27	Sun Devil Stadium	No	
	Ernie Jones reception from Tom Tupa	Minnesota	Oct. 27	Sun Devil Stadium	No	Lost fumble on play
	Johnny Johnson run	Atlanta	Oct. 20	Sun Devil Stadium	No	
	Johnny Johnson run	Atlanta	Oct. 20	Sun Devil Stadium	No	
	Ernie Jones reception from Tom Tupa	New England	Sept. 29	Sun Devil Stadium	No	
	Ricky Proehl reception from Tom Tupa	New England	Sept. 29	Sun Devil Stadium	No	
20	Randal Hill reception from Stan Gelbaugh	Philadelphia	Nov. 24	Sun Devil Stadium	No	
	Ricky Proehl reception from Tom Tupa	Dallas	Nov. 3	Texas Stadium	No	
	Ricky Proehl reception from Tom Tupa	Atlanta	Oct. 20	Sun Devil Stadium	No	
	Ernie Jones reception from Tom Tupa	New England	Sept. 29	Sun Devil Stadium	No	
	Ricky Proehl reception from Tom Tupa	Dallas	Sept. 22	Sun Devil Stadium	No	
	Ricky Proehl reception from Tom Tupa	Washington	Sept. 15	R.F.K. Stadium	No	
	Lorenzo Lynch fumble return	L.A. Rams	Sept. 1	Anaheim Stadium	No	Lynch's first career fumble



# ROSTER MOVES

- Fri., Feb. 1 .....The Cardinals leave the following players unprotected in Plan B: K Al Del Greco, DBs Stanley Blair and Tracey Eaton, DLs Bob Clasby and Carl Hairston, LBs David Bavaro, Bob Davis, Jeroy Robinson, and Chris Washington, OLs Mike Graybill, Vernice Smith, and Jeff Walker, RB Vai Sihakema, TE David Little, and WRs Amod Field, Darren Flutie, Don Holmes, John Jackson, and J.T. Smith.
- Thurs., Feb. 21 .....Cardinals sign Plan B free agent kicker Greg Davis (Atlanta Falcons).
- Mon., Feb. 25 .....Cardinals sign Plan B free agent linebacker Tyrone Stowe (Pittsburgh).
- Tue., Feb. 26 .....Cardinals sign Plan B free agent linebacker Sidney Coleman (Tampa Bay).
- Wed., Feb. 27 .....Cardinals sign Plan B free agent defensive end Jeff Faulkner (Indianapolis).
- Mon., April 1 .....Five Cardinals sign with other teams on the last day of the Plan B free agency signing period. They are RB/KR Vai Sihakema (Green Bay), S Tracey Eaton (Atlanta), LB Jeroy Robinson (San Francisco), CB Stanley Blair (San Francisco), and LB Chris Washington (San Francisco). LB David Bavaro had signed with Buffalo earlier.
- Mon., April 15 .....The Cardinals announce they have allowed unprotected veteran J.T. Smith to become a free agent while extending offers to WR Don Holmes, PK Al Del Greco, and WR Darren Flutie.
- Wed., June 12 .....S Lonnie Young is traded to the N.Y. Jets for an undisclosed draft choice.
- Thurs., July 18 .....DL Bob Clasby retires.
- Mon., July 29 .....S John Miller and LB Donn Grimm are waived.
- Tue., Aug. 6 .....WR Jon Horton is waived.
- Mon., Aug. 14 .....RB Terrence Flagler is traded to San Francisco for an undisclosed draft choice.
- Tue., Aug. 13 .....Five players are waived—S Herbie Anderson, LB John Brantley, P Richard Jones, WR Brent Nyberg, and CB Anthony Parker. Brantley receives an injury settlement from the Cardinals.
- Mon., Aug. 19 .....The Cardinals trade guard Derek Kennard and an undisclosed draft choice to New Orleans for CB Robert Massey. The Cards also waive nine players—RB Jeff Alexander, QB Jeff Bridewell, WR Eddie Brown, K Al Del Greco, G James Harper, WR Derek Hill, WR Don Holmes, G Al Jacevicius, CB Cedric Mack, T Mike Nord, and DE Kenyatta Rush.
- Mon., Aug. 26 .....The Cardinals reach the 47-man roster limit by waiving the following players: ILB Anthony Bell, WR Anthony Edwards, TE Jerry Evans, WR Amod Field, WR Darren Flutie, DL Vance Hammond, WR John Jackson, S Nathan LaDuke, DE Dexter Manley, T Ed Vega, and OLB Willie Wright. The Cardinals also place quarterback Timm Rosenbach on preseason injured reserve, making him ineligible for regular-season play.
- Tue., Aug. 27 .....The Cardinals recall WR John Jackson and WR Amod Field from waivers. DL Eric Swann and RB Greg Amsler are placed on injured reserve. DE Dexter Manley is claimed on waivers by Tampa Bay. The Cardinals also re-sign four players to the developmental squad—QB Jeff Bridewell, TE Jerry Evans, OLB Scott Evans, and DL Vance Hammond.
- Wed., Aug. 28 .....WR Eddie Brown is re-signed to the developmental squad.
- Mon., Sept. 2 .....G Al Jacevicius is waived from injured reserve.
- Tue., Sept. 3 .....The Cardinals trade their first-round selection in the 1992 NFL Draft to the Miami Dolphins for rookie WR Randal Hill.
- Wed., Sept. 4 .....WR Tony Lomack is waived.
- Thurs., Sept. 12 .....RB Larry Centers is placed on injured reserve. Cards re-sign RB Terrence Flagler.
- Wed., Sept. 18 .....Cardinals sign QB Stan Gelbaugh and re-sign WR Anthony Edwards. DB Marcus Turner is placed on injured reserve with an ear injury. WR Amod Field and QB Jeff Bridewell are waived. LB Willie Wright is re-signed to replace Bridewell on the developmental squad.
- Mon., Sept. 23 .....The Cardinals release TE Jerry Evans and DL Vance Hammond from the development squad to clear room for DL Eric Swann and H-B Greg Amsler to begin practicing.
- Fri., Sept. 27 .....DL Eric Swann is activated. RB Ivory Lee Brown clears waivers and is re-signed to the developmental squad.
- Tue., Oct. 1 .....DE Rod Saddler is waived.
- Wed., Oct. 2 .....CB Robert Massey is placed on injured reserve due to viral hepatitis. S Dave Duerson (N.Y. Giants) and G Mike Brennan (Cincinnati) are signed as free agents.

*(Roster Moves continued on page 156)*





**(Roster Moves continued from page 155)**

- Tue., Oct. 15 ..... CB Dexter Davis is placed on injured reserve after undergoing surgery on the ring finger of his right hand to repair a torn tendon. Free agent CB Chris Oldham is signed.
- Sat., Oct. 19 ..... G Joe Wolf placed on injured reserve with a torn muscle in his right shoulder. OLB Scott Evans is activated from the developmental squad.
- Tue., Oct. 29 ..... RB Terrence Flagler and OLB Scott Evans are waived.
- Wed., Oct. 30 ..... RB Larry Centers and CB Robert Massey are activated from injured reserve to the 47-man roster. OLB Scott Evans is re-signed to the developmental squad.
- Wed., Nov. 6 ..... The Cardinals claim QB Chris Chandler on waivers from Tampa Bay. They also waive QB Craig Kupp to make room for Chandler on the 47-man roster.
- Thurs., Nov. 7 ..... QB Craig Kupp is claimed on waivers by the Dallas Cowboys.

- Wed., Nov. 13 ..... Free agent LB Jock Jones, who appeared in nine games for Cleveland, is signed. CB Chris Oldham is waived. OLB Scott Evans is waived from developmental roster, making room for CB Dexter Davis to begin practicing for the first time since finger injury and surgery placed him on injured reserve list (October 15).
- Thurs., Nov. 21 ..... OLB Garth Jax is placed on injured reserve. CB Dexter Davis is activated from injured reserve.
- Tue., Nov. 26 ..... G Mike Brennan is waived.
- Tue., Dec. 3 ..... T Mike Nord is re-signed for the development squad. SS Tim McDonald placed on injured reserve.




# INACTIVES

Site, Opponent	Date	Inactive Players
At L.A. Rams	September 1	Running back Johnny Johnson and cornerback Steve Lofton
At Philadelphia Eagles	September 8	Running back Ivory Lee Brown and cornerback Steve Lofton
At Washington Redskins	September 15	Running back Ivory Lee Brown and tight end Walter Reeves
Dallas Cowboys	September 22	Running back Ivory Lee Brown and quarterback Stan Gelbaugh
New England Patriots	September 29	Cornerback Richard Fain and quarterback Stan Gelbaugh
At New York Giants	October 6	Quarterback Stan Gelbaugh and defensive end Rod Saddler
At Minnesota Vikings	October 13	Quarterback Stan Gelbaugh and guard Vernice Smith
Atlanta Falcons	October 20	Quarterback Craig Kupp and nose guard Chris Williams
Minnesota Vikings	October 27	Linebacker Scott Evans and quarterback Craig Kupp
At Dallas Cowboys	November 3	Quarterback Chris Chandler and cornerback Chris Oldham
New York Giants	November 10	Quarterback Chris Chandler and cornerback Chris Oldham
At San Francisco 49ers	November 17	Quarterback Chris Chandler and cornerback Steve Lofton
Philadelphia Eagles	November 24	Quarterback Chns Chandler and cornerback Steve Lofton
Washington Redskins	December 8	Linebacker Tyronne Stowe and quarterback Tom Tupa
At Denver Broncos	December 15	Linebacker Tyronne Stowe and nose guard Jim Wahler
New Orleans Saints	December 22	Linebacker Tyronne Stowe and quarterback Tom Tupa



**HISTORY**



# FRANCHISE HISTORY

The Cardinals, a charter member of the National Football League, boast the distinction of being the oldest continuously run professional football franchise in the nation.

## ▲ The Early Days

Founded in 1898, the team began as a neighborhood group which gathered to play football in a predominantly Irish area of Chicago's south side, playing under the name Morgan Athletic Club. The team later was acquired by Chris O'Brien, a painting and decorating contractor, and soon its playing site changed to nearby Normal Field, prompting the new name Normals.

In 1901, the team gained longstanding identification when O'Brien, finding a bargain, bought used jerseys from the University of Chicago. The jerseys were faded maroon in color, prompting O'Brien to declare, "That's not maroon, it's Cardinal red!" The club's permanent nickname had been born!

The jersey color and the location of the field led to a new and obvious name, the Racine Cardinals.

In Chicago at the time, football competition was exclusively amateur but such opposition became increasingly hard to find, so in 1906, the team had to disband.

In 1913, O'Brien reorganized the Cardinals. By 1917 they were able to buy new uniforms and hire a coach, Marshall Smith. That year they lost only two games and were champions of the Chicago Football League.

The war in Europe and a flu epidemic in the United States forced the team to suspend operations once again in 1918. Following Armistice Day, O'Brien organized the Cardinals for a third time. From that day forward, the Cardinals have been a permanent part of the professional football scene in America.

## ▲ Growth

The Racine Cardinals, their popularity growing in the Chicago area, eventually became one of 11 charter members of the American Professional Football League, forerunner of the NFL, in 1920 for the \$100 franchise fee. Immediately after joining the league, O'Brien lured a great halfback, John "Paddy" Driscoll, to the Cardinals for \$3,000 a year, a sum considered outlandish at the time. But Driscoll was an authentic superstar, a superior runner, blocker, punter, and possibly the finest drop kicker in the history of football.

In 1922, a team from Racine, Wis. joined the NFL, forcing the Cardinals to change their name to the Chicago Cardinals. The Cardinals also moved into their new home, Comiskey Park, the same year.

Under new Head Coach Norman Barry, the Cardinals outdistanced a field of 20 teams to win their first NFL championship in 1925.

A Chicago doctor, Dr. David Jones, purchased the team in 1929. In his first year of ownership, he coaxed running back Ernie Nevers out of retirement to become player-coach. Still in his prime, the 26-year-old Nevers scored 40 points on six touchdowns and four extra points in an historic 40-6 victory over the crosstown Bears on Thanksgiving Day, 1929.

After guiding the Cardinals to a 16-14-3 composite record in three seasons, the legendary Nevers retired as both coach and player in 1932.

## ▲ Modern Era

Nevers' departure also marked the arrival of a new club owner. Charles W. Bidwill, Sr., a vice president of the Chicago Bears, purchased the Cardinals for Jones' asking price of \$50,000. Bidwill divested himself of his Bears' holdings and a new era began.

However, the team sorely missed Nevers' magic on the field. The Cardinals endured difficult years in the 1930s and early '40s. World War II hit the team heavily. The Cardinals' top passer, receiver, and lineman—Johnny Clement, Bill Dewell, and Joe Kuharich, respectively—entered the service. In 1944 as a war-time emergency measure, the Cardinals combined with the Pittsburgh Steelers to play as one team. It was called Card-Pitt. Co-coached by the Cardinals' Phil Handler and the Steelers' Walt Kiesling, a former Cardinal guard, the team split its home games between Chicago's Comiskey Park and Forbes Field in Pittsburgh but failed to win a game in 10 tries.

Success finally returned following the war. In 1945, the arrival of University of Missouri quarterback Paul Christman trumpeted the team's conversion to the "T" formation. Fullback Pat Harder and halfback Elmer Angsman were added in 1946. And in 1947, the "million dollar backfield" was completed when halfback Charley Trippi became a Cardinal.

Coached by Jimmy Conzelman, the 1947 Cardinals stormed to the Western Division title and a 28–21 victory over the Philadelphia Eagles in the NFL championship game on the frozen Comiskey Park turf.

But the '47 title season was bittersweet for the Cardinals' organization when the April

***Cardinal President Bill Bidwill, lower left, celebrates with the defending NFL champion Chicago Cardinals following their 1948 victory in the annual College All-Star Game at Chicago's Soldier Field.***



*(Franchise History continued on page 160)*

*(Franchise History continued from page 159)*

death of Bidwill deprived the owner of witnessing the club's first NFL crown in 22 years. With his passing, Bidwill's widow, Violet Bidwill, assumed control of the franchise for the next 15 years, a span that included a second consecutive Western Division championship and appearance in the NFL championship game, a 7-0 loss at Philadelphia, and the transfer of the team from Chicago to St. Louis in 1960.

Upon Mrs. Bidwill's death in January of 1962, control moved to sons Charles W. Bidwill, Jr. and William V. Bidwill. In 1972, the latter and his family gained sole ownership with William becoming managing general partner. On July 1, 1976, incorporation of the company was accomplished with Bidwill continuing as chief executive officer.

After 14 years in the city, the Cardinals brought their first championship to St. Louis in 1974. The Big Red captured the NFC Eastern Division flag under Head Coach Don Coryell and advanced to the playoffs with a 10-4 regular-season record.

However, the Cardinals lost to the Minnesota Vikings, 30-14, in their first playoff appearance since 1948.

Again in 1975, Coryell provided St. Louis with a division title but another playoff loss, this time to the Rams in Los Angeles, 35-23, ended the Cards' post-season dream in the first outing.

The Cardinals next appeared in the playoffs in 1982 when Head Coach Jim Hanifan's club lost a first-round game at Green Bay, 41-16. In 1984, an offensively explosive St. Louis team narrowly missed the playoffs—and the NFC East title—with a 9-7 record. However, the Cardinals stumbled to a 5-11 mark in 1985, prompting Hanifan's dismissal and the hiring of long-time Dallas Cowboys' assistant Gene Stallings as the team's new head coach.

## ▲ Arizona

After 28 years in St. Louis, the Cardinals relocated to Arizona in the spring of 1988 and made Sun Devil Stadium on the campus of Arizona State University their new home. Their first season in the Valley of the Sun began optimistically when the team raced to a 7-4 record and a share of the NFC East Division lead. But untimely injuries struck and a five-game losing streak ensued to finish the year, dashing hopes of the club's first post-season berth since 1982. However, the Cardinals' new home provided club single-game (67,139 vs. Dallas in Arizona inaugural game) and single-season (472,937) attendance records in the team's first autumn in Arizona.

Following two seasons in their new locale, the Cardinals changed the face of their team by hiring former Washington assistant Joe Bugel in 1990 as the new Phoenix head coach.

## ▲ Heritage

Reflecting the rich tradition of the franchise, 12 members of the Cardinals have been enshrined in the Pro Football Hall of Fame. They are Charles Bidwill, Guy Chamberlin, Conzelman, Driscoll, Kiesling, Curly Lambeau, Dick "Night Train" Lane, Ollie Matson, Nevers, Jim Thorpe, Trippi, and Larry Wilson. Wilson, the team's current vice president and general manager, was the most recent selection in 1978.

## RETIRED NUMBERS

8 Larry Wilson.....S	88 J.V. Cain.....WR/TE
77 Stan Mauldin.....T	99 Marshall Goldberg.....RB

# ALL-TIME ROSTER

## A

Acker, Bill (DT), Texas	1980-81
Adams, Henry (C), Pittsburgh	1939
Adams, Michael (CB), Arkansas State	1989
Agee, Sam (B), Vanderbilt	1938-39
Ahrens, Dave (LB), Wisconsin	1981-84
Albert, Sergio (K), U.S. International	1974
Albrecht, Art (T), Wisconsin	1943
Aldrich, Ki (C), Texas Christian	1939-40, '43
Alford, Mike (C), Auburn	1965
Allen, Carl (DB), Southern Mississippi	1977-82
Allen, Ed (E), Creighton	1928
Allen, Jeff (DB), Iowa State	1971
Allerman, Kurt (LB), Penn State	1977-80, '82-84
Allison, Henry (T), San Diego State	1975-77
Allton, Joe (T), Oklahoma	1942, '44
Alvord, Steve (DT), Washington	1987-88
Anderson, Charley (E), Louisiana Tech	1956
Anderson, Cliff (E), Indiana	1952-53
Anderson, Donny (RB), Texas Tech	1972-74
Anderson, Ed (E), Notre Dame	1922-25
Anderson, Otis (RB), Miami, Fla.	1979-86
Anderson, Tazwell (E), Georgia Tech	1961-64
Anderson, Warren (WR), W. Virginia St.	1978
Andros, Plato (G), Oklahoma	1947-50
Angle, Bob (B), Iowa State	1950
Angsman, Elmer (B), Notre Dame	1946-52
Apolski, Ray (T), Marquette	1941-42, '45-50
Arapostathis, Evan (P/K), Eastern Illinois	1986
Arms, Lloyd (G), Oklahoma A&M	1946-48
Arneson, Mark (LB), Arizona	1972-80
Arterburn, Elmer (B), Texas Tech	1954
Ashton, Josh (RB), Tulsa	1975
Atkins, Robert (DB), Grambling	1968-69
Atkinson, Jess (K), Maryland	1985
Auer, Howard (T), Michigan	1933
Audick, Dan (G), Hawaii	1977, '83
Austin, Kent (QB), Mississippi	1986
Awalt, Robert (TE), San Diego State	1987-89

## B

Babartsky, Al (T), Fordham	1938-39, '41-42
Badaczewski, John (G), Western Reserve	1948
Bagdion, Ed (G), Michigan State	1950-51
Bailey, Claron "Monk" (DB), Utah	1964-65
Baker, Al (DE), Colorado State	1983-86
Baker, Charles (LB), New Mexico	1980-87
Baker, Conway (T), Centenary	1936-43, '45
Baker, Mel (WR), Texas Southern	1976
Baker, Roy (B), Southern California	1929-30
Baker, Tony (RB), East Carolina	1989
Bakken, Jim (K), Wisconsin	1962-78
Balaz, Frank (B), Iowa	1941, '45

Banks, Tom (C), Auburn	1971-80
Banonis, Vince (C), Detroit	1942, '46-50
Barber, Mike (WR), Marshall	1989
Barefield, John (LB), Texas A&I	1978-80
Barnes, Lawrence (RB), Tennessee State	1978
Barnes, Mike (DB), Texas-Arlington	1967-68
Barnes, Pete (LB), Southern	1973-75
Barni, Roy (B), San Francisco	1952-53
Barry, Norm (B), Notre Dame	1921
Barry, Paul (B), Tulsa	1954
Bates, Theodore (LB), Oregon State	1960-62
Baty, Greg (TE), Stanford	1988
Bausch, Jim (B), Kansas	1934-36
Bavaro, David (LB), Syracuse	1990
Bayless, Martin (DB), Bowling Green	1984
Baynham, Craig (RB), Georgia Tech	1975
Beal, Norm (DB), Missouri	1962
Beathard, Pete (QB), Southern California	1970-71
Beatty, Chuck (DB), North Texas State	1972
Beauchamp, Al (LB), Southern	1976
Beckman, Tom (DE), Michigan	1972
Bedford, Vance (CB), Texas	1982
Beinor, Ed (E), Notre Dame	1940-41
Belden, Charles (B), None	1929-31
Bell, Anthony (LB), Michigan State	1986-90
Bell, Bob (DE), Cincinnati	1974-78
Bell, Gordon (RB), Michigan	1978-79
Bell, Mark (WR), Colorado State	1981
Belton, Willie (RB), Maryland State	1973-74
Bennett, Charles (B), None	1933
Bergerson, Gil (T), Oregon State	1933
Bergold, Scott (DT), Wisconsin	1985-86
Bernardi, Frank (B), Colorado	1955-57
Berquist, Jay (G), Nebraska	1927
Berry, Gil (B), Illinois	1935
Bertagnoli, Libero (G), Washington (Mo.)	1942, '45
Bessillieu, Don (S), Georgia Tech	1982
Bienermann, Tom (E), Drake	1951-56
Bilbo, Jon (T), Mississippi	1938-39
Bird, Steve (WR), Eastern Kentucky	1983-84
Birdsong, Carl (P), S.W. Oklahoma State	1981-85
Birlem, Keith (B), San Jose State	1939
Black, Tim (LB), Baylor	1977
Blackburn, Bill (C), Rice	1946-50
Blackwell, Hal (B), South Carolina	1945
Blair, Stanley (CB), S.E. Oklahoma State	1990
Blazine, Tony (T), Illinois Wesleyan	1935-40
Bliss, Homer (G), Washington & Jefferson	1928
Blumenthal, Morris (B), Northwestern	1925
Blumer, Herb (E), Missouri	1925-30, '33
Bock, Wayne (T), Illinois	1957
Bogue, George (B), Stanford	1930
Bohman, Frank (G), Marquette	1942
Bohm, Ron (DT), Illinois	1987
Bojovic, Novo (K), Central Michigan	1985

(All-Time Roster continued on page 162)

(All-Time Roster continued from page 161)



▲ C

Bonelli, Ernie (B), Pittsburgh	1945
Booth, Clarence (T), Southern Methodist	1943
Boso, Cap (TE), Illinois	1986
Bostic, Joe (T), Clemson	1979-89
Bova, Tony (E), St. Francis	1944
Boyette, Garland, (LB)	1962-63
Boyd, Bill (B), Westminster (Mo.)	1930-31
Boydston, Max (E), Oklahoma	1955-58
Braden, Dave (G), Marquette	1945
Bradley, Bill (DB), Texas	1977
Bradley, Dave (G), Penn State	1972
Bradley, Hal (E), Elon	1938-39
Brahaney, Tom (C), Oklahoma	1973-81
Braidwood, Charles (E), Chattanooga	1932
<b>Braxton, David (LB), Wake Forest</b>	<b>1990-</b>
Bredde, Bill (B), Oklahoma A&M	1954
Brennan, Mike (G), Notre Dame	1991
Brennan, Willis (T), None	1920-27
Brett, Ed (E), Washington State	1936
Brettschneider, Carl (LB), Iowa State	1956-59
Brim, Michael (CB), Virginia Union	1988
Britton, Earl (B), Illinois	1929
Brooks, Jonathan (LB), Clemson	1980
Brooks, Leo (DE), Texas	1973-76
Brosky, Al (B), Illinois	1954
Brown, Chuck (C/G), Houston	1979-80
Brown, Hardy (LB), Tulsa	1956
<b>Brown, Ivory Lee (RB), Arkansas-Pine Bluff</b>	<b>1991-</b>
Brown, Ray (T), Arkansas State	1986-88
Brown, Robert (TE), Alcorn A&M	1969-70
Brown, Ron (WR) Colorado	1987
Brown, Rush (DT), Ball State	1980-83
Brown, Terry (DB), Oklahoma State	1969-70
Brown, Theotis (RB), UCLA	1979-81
Brubaker, Dick (E), Ohio State	1955, '57
Bruckner, Les (B), Michigan State	1945
Brumm, Don (DE), Purdue	1963-69, '72
Brunner, Scott (QB), Delaware	1985
Bryan, John (B), Chicago	1922
Bryant, Charlie (RB), Allen (S.C.)	1956-67
Bryant, Chuck (E), Ohio State	1962
Buckeye, Garland (T), None	1920-24
Bucelin, Tom (B), Idaho	1927
Buczkowski, Bob (DT), Pittsburgh	1989
Bukant, Joe (B), Washington ( Mo.)	1942-43
Bulger, Chet (T), Auburn	1942-43, 45-49
Burch, John (RB), Tennessee-Martin	1989
Burke, Anthony (DT), Minnesota	1987
Burkett, Jeff (E), Louisiana State	1947
Burl, Alex (B), Colorado A&M	1956
Burnett, Ray (B), None	1938
Burnett, Victor (DE), Fresno State	1987
Burns, Leon (RB), Cal. State-Long Beach	1972
Burson, Jim (DB), Auburn	1963-67
Burton, Ron (LB), North Carolina	1989
Busler, Ray (T), Marquette	1940-41, '45
Busse, Ellis, (B), Chicago	1929
Butler, Jim (RB), Edward Waters (Fla.)	1972
Butler, John (B), Tennessee	1944
Butts, Ed (B), Chico State	1929
Butz, Dave (DE), Purdue	1973-74

Cahill, Ron (B), Holy Cross	1943
Cain, Jim (E), Alabama	1949
Cain, J.V. (WR-TE), Colorado	1974-77
<b>Camarillo, Rich (P), Washington</b>	<b>1989-</b>
Campana, Al (B), Youngstown	1953
Campbell, Bill (G), Oklahoma	1945-49
Cantor, Leo (B), UCLA	1945
Carey, Joe (G), None	1920
Carlson, Hal (G), DePaul	1937
Carpenter, Steve (DB), Western Illinois	1981
Carr, Jim (B), Morris Harvey	1955, '57
Carr, Lydell (FB), Oklahoma	1989
Carrell, Duane (P), Florida State	1977
Carter, Carl (CB), Texas Tech	1986-89
Carter, Joe (E), Southern Methodist	1945
Carter, Ross (G), Oregon	1936-39
Carter, Willie (B), Tennessee State	1953
Cater, Greg (P), Tennessee-Chattanooga	1986-87
Caywood, Les (G), St. John's	1931
<b>Centers, Larry (RB), Stephen F. Austin</b>	<b>1990-</b>
Chamberlin, Guy (C), Nebraska	1927
Chandler, Al (TE), Oklahoma	1978-79
<b>Chandler, Chris (QB), Washington</b>	<b>1991-</b>
Chapura, Dick (DT), Missouri	1990
Charpier, Len (B), Illinois	1921
Cheatham, Lloyd (QB), Auburn	1942
Cherry, Ed (B), Hardin-Simmons	1938-39
Chickillo, Neck (G), Miami	1953
Childress, Joe (RB), Auburn	1960, 62-65
Childs, Jim (WR), Calif. Poly-SLO	1978-80
Chilton, Gene (C), Texas	1986-87
Chisick, Andy (C), Villanova	1940-41
Christenson, Marty (B), Minnesota	1940
Christman, Paul (QB), Missouri	1945-49
Ciccione, Ben (C), Duquesne	1942
Clancy, Sean (LB), Amherst	1979-80
Clark, Beryl (B), Oklahoma	1940
Clark, Bill (G), None	1920
Clark, Charles (G), Harvard	1924
Clark, Ernie (LB), Michigan State	1968
Clark, Jessie (RB), Arkansas	1988-89
Clark, Randy (C), Northern Illinois	1980-86
Claasby, Bob (DE), Notre Dame	1986-90
Clatt, Corwin (B), Notre Dame	1948-49
Claypool, Ralph (C), Purdue	1925-26, '28
Clayton, Ralph (WR), Michigan	1981
Clement, John (B), Southern Methodist	1941
Cobb, Tom (T), Arkansas	1931
Cochran, John (B), Wake Forest	1947-50
Coder, Ron (G), Penn State	1980-81
Coffee, Jim (B), Louisiana State	1937-38
Colbert, Randy (DB), Lamar	1977
<b>Coleman, Sidney (LB), Southern Mississippi</b>	<b>1991-</b>
Colhouer, Jake (G), Oklahoma A&M	1946-48
Collier, Tim (CB), East Texas State	1980-81
Collins, George (C), Georgia	1978-82
Collins, Paul (B), Missouri	1945
Combs, Chris (TE), New Mexico	1980-81
Compton, Ogden (QB), Hardin-Simmons	1955
Conley, Steve (LB), Kansas	1972



Conoly, Bill (G), Texas .....	1946
Conrad, Bobby Joe (FL), Texas A&M .....	1960-68
Cook, Dave (B), Illinois .....	1934-36
Cook, Edward (G-T), Notre Dame .....	1960-65
Coomer, Joe (T), Stephen F. Austin .....	1947-49
Coppage, Al (E), Oklahoma .....	1940-42
Cosner, Don (B), Montana State .....	1939
Cotton, Barney (G), Nebraska .....	1980-82
Cowan, Larry (RB), Jackson State .....	1987
Cowhig, Jerry (B), Notre Dame .....	1950
Crangle, John (B), Illinois .....	1923
Crass, Bill (B), Louisiana State .....	1937
Creighton, Milan (E), Arkansas .....	1931-37
Crenshaw, Willis (FB), Kansas State .....	1964-69
Criswell, Kirby (DE), Kansas .....	1980-81
Crittendon, John (E), Wayne State .....	1954
Cross, Bill (B), West Texas State .....	1951-53
Cross, Bob (T), Stephen F. Austin .....	1958-59
Crow, John David (RB), Texas A&M .....	1958-64
Crow, Lindon (DB), Southern California .....	1955-57
Crowder, Earl (B), Oklahoma .....	1939
Crum, Bob (DE), Arizona .....	1974
Crump, Dwayne (DB), Fresno State .....	1973-76
Cuff, Ward (B), Marquette .....	1946
Culpepper, Edward (G), Alabama .....	1958-60
Cunningham, Eric (G), Penn State .....	1980

### *Offensive lineman Dan Dierdorf (1971-83).*



Cuozzo, Gary (QB), Virginia .....	1972
Cuppoletti, Bree (G), Oregon .....	1934-38
Curcillo, Tony (B), Ohio State .....	1953
Curran, Harry (B), Boston College .....	1920-21
Currvan, Don (E), Boston College .....	1943
Curtis, Travis (FS), West Virginia .....	1987-88
Curzon, Harry (B), None .....	1928

### **▲ D**

Daanen, Jerry (WR), Miami, Florida .....	1968-70
Daddio, Bill (E), Pittsburgh .....	1941-42
Dahms, Tom (T), San Diego State .....	1956
Dardar, Ramsey (DT), LSU .....	1983-84
Davidson, Joe (G), Colgate .....	1928
Davis, Bill (T), Texas Tech .....	1940-41
Davis, Billy (DB), Clemson .....	1984
Davis, Charlie (DT), Texas Christian .....	1975-79
<b>Davis, Dexter (DB), Clemson .....</b>	<b>1991-</b>
<b>Davis, Greg (K), Citadel .....</b>	<b>1991-</b>
Davis, Jerry (B), S. E. Louisiana .....	1948-51
Davis, Paul (LB), North Carolina .....	1983
Davis, Ray (E), Howard (Aia.) .....	1935
Davis, Ron (DE), Virginia State .....	1973
Davis, Wayne (LB), Alabama .....	1987-88
Dawson, Doug (G), Texas .....	1984-86
Dawson, Mike (DT), Arizona .....	1976-82
Day, Thomas (G), North Carolina A&T .....	1960
DeCorrevant, Bill (B), Northwestern .....	1947-48
Delevan, Burt (T), Pacific .....	1955-56
Del Greco, Al (K), Auburn .....	1987-90
DeMarco, Bob (G-C), Dayton .....	1961-69
DesJardien, Paul (G), Chicago .....	1920
Deskin, Versil (E), Drake .....	935-39
DeStefano, Fred (B), Northwestern .....	1947-48
Detwiler, Chuck (S), Utah State .....	1973
Dewell, Bill (E), SMU .....	1940-41, 45-49
DiBernardo, Rick (LB), Notre Dame .....	1986
Dickson, Paul (DT), Baylor .....	1971
Diehl, Charles (G), Idaho .....	1930-31
Dierdorf, Dan (G-T), Michigan .....	1971-83
Dill, Scott (T), Memphis State .....	1988-89
Dimancheff, Babe (B), Purdue .....	1947-50
Dittrich, John (G), Wisconsin .....	1956
Dobler, Conrad (G), Wyoming .....	1972-77
Donckers, Bill (QB), San Diego State .....	1976-77
Doolan, John (B), Georgetown .....	1947-48
Dorris, Andy (DE), New Mexico State .....	1973
Douds, Forrest (T), Washington & Jefferson .....	1932
Dougherty, Phil (C), Santa Clara .....	1938
Dove, Bob (E), Notre Dame .....	1948-53
Dowell, Gwyn (B), Texas Tech .....	1935-36
Dowling, Pat (E), DePaul .....	1929
Downs, Michael (FS), Rice .....	1989
Doyle, Ted (E), Nebraska .....	1944
Driscoll, John "Paddy" (B), Northwestern .....	1920-25
Driskill, Joseph (DB), N.E. Louisiana .....	1960-61
Druis, Al (B), Temple .....	1945-46
Duda, Mark (DT), Maryland .....	1983-87
<b>Duerson, Dave (DB), Notre Dame .....</b>	<b>1991-</b>
Dugan, Len (C), Wichita .....	1937-39

*(All-Time Roster continued on page 164)*

**(All-Time Roster continued from page 163)**

Duggan, Gil (T), Oklahoma.....	1942-43, '45
Duggins, George (E), Purdue.....	1934
Dulin, Gary (DE), Ohio State.....	1986-87
Duncan, Clyde (WR), Tennessee.....	1984-85
Duncum, Bobby (T), West Texas State.....	1968
Dunn, Joe (B), Marquette.....	1925-26
Dunstan, Elwyn (T), Portland.....	1938-39
Duren, Clarence (S), California.....	1973-76
Durko, John (E), Albright.....	1945

**▲ E**

Eaton, Tracey (S), Portland State.....	1990
Ebi, Ray (E), Notre Dame.....	1942
Echols, Fate (T), Northwestern.....	1962-63
Eckl, Bob (T), Wisconsin.....	1945

<b>Edwards, Anthony (WR), New Mexico Highlands.....</b>	<b>1991-</b>
Edwards, Cid (RB), Tennessee State.....	1968-71
Egan, Dick (E), Wilmington.....	1920-23
Eggers, Doug (LB), S. Dakota State.....	1958
Eikenberg, Charles (QB), Rice.....	1948
Eliopoulos, Jim (LB), Wyoming.....	1983
Elkins, Fait (B), Haskell.....	1929
Ellis, Walt (T), Detroit.....	1926-27
Ellstrom, Marv (B), Oklahoma.....	1936
Elzey, Charles (C), Mississippi Southern.....	1960-61
Elwell, Jack (E), Purdue.....	1962
Emerson, Vernon (T), Minnesota-Duluth.....	1969-71
Engelbreiten, Paul (G), Northwestern.....	1933
Enich, Steve (G), Marquette.....	1945
Erickson, Hal (B), Washington & Jefferson.....	1925-28
Erickson, Mickey (C), Northwestern.....	1930-31
Esser, Clarence (E), Wisconsin.....	1947
Etchevery, Sam (QB), Denver.....	1961-62
Evans, Dick (E), Iowa.....	1940-43
Evans, Earl (T), Harvard.....	1925
Evans, Scott (DL), Oklahoma.....	1991

**▲ F**

Failing, Fred (G), Central J.C. (Kan.).....	1930
Fain, Richard (DB), Florida.....	1991
Fanucci, Ledio (T), Fresno State.....	1954
Farmer, Ted (RB), Oregon.....	1978
Farr, Miller (DB), Wichita State.....	1970-72
<b>Faulkner, Jeff (DE), Southern.....</b>	<b>1991-</b>
Faust, George (B), Minnesota.....	1939
Favon, Calvin (LB), S.E. Louisiana.....	1979-82
Ferrell, Earl (RB), East Tennessee State.....	1982-89
Ferry, Lou (T), Villanova.....	1951
Field, Amod (WR), Montclair State.....	1990-91
Field, Doak (LB), Baylor.....	1982
Field, Harry (T), Oregon State.....	1934-36
Fife, Ralph (G), Pittsburgh.....	1942, '45
Finn, Bernie (B), Holy Cross.....	1932
Finnie, Roger (T), Florida A&M.....	1973-78
Finnin, Tom (T), Detroit.....	1957
Fischer, Bill (T), Notre Dame.....	1949-53
Fischer, Pat (DB), Nebraska.....	1961-67
Fisher, Ev (B), Santa Clara.....	1938-39

Fisher, Mike (WR), Baylor.....	1981
Fiske, Max (B), DePaul.....	1937
Fitzgibbon, Paul (B), Creighton.....	1928
Flagler, Terrence (RB), Clemson.....	1990-91
Flanagan, Latham (E), Carnegie Tech.....	1931
Flenniken, Max (B), Geneva.....	1930
Florence, Paul (E), Loyola (Ill.).....	1920
Floyd John (WR), N.E. Louisiana.....	1981
Folz, Art (B), None.....	1923-25
Forney, Phil (LB), E. Tennessee State.....	1967
Foster, Ralph (T), Oklahoma A&M.....	1945-46
Fox, Chas (WR), Furman.....	1986
Francis, Gene (B), Chicago.....	1926
Fritsch, Ernest (C), Detroit.....	1960
Fugler, Dick (T), Tulane.....	1954
Fuller, Frank (T), Kentucky.....	1959-62

**▲ G**

Gainor, Charles (E), North Dakota.....	1939
Gallery, Jim (K), Minnesota.....	1987
Galloway, David (DT), Florida.....	1982-89
Gambrell, Billy (E), South Carolina.....	1963-67
Garalczyk, Mark (DT), Western Michigan.....	1987-88
Garlich, Chris (LB), Missouri.....	1979
Garza, Sammy (QB), Texas-El Paso.....	1987
Gasparella, Joe (B), Notre Dame.....	1951
Gault, Prentice (RB), Oklahoma.....	1961-67
Gay, Bill (B), Notre Dame.....	1951-52
Gehrke, Fred (B), Utah.....	1950
Gelbaugh, Stan (QB), Maryland.....	1991
George, Steve (DT), Houston.....	1974
Gen, Joe (B), Georgia.....	1952
German, Jim (B), Centre.....	1940
Gersbach, Carl (LB), West Chester State.....	1976
Ghersanich, Vernon (G), Auburn.....	1943
Gibbons, Austin (C), DePaul.....	1929
Giblin, Robert (DB), Houston.....	1977
Gilbert, Freddie (DE), Georgia.....	1989
Gilchrist, George (T), Tennessee State.....	1953
Gill, Randy (LB), San Jose State.....	1978
Gillen, John (LB), Illinois.....	1981-82
Gillette, Walker (WR), Richmond.....	1972-73
Gilliam, John (WR), S. Carolina State.....	1969-71
Gillies, Fred (T), Cornell.....	1920-28
Gillis, Don (C), Rice.....	1958-61
Glasscow, Willis (B), Iowa.....	1931
Glick, Frederick (DB), Colorado A&M.....	1960-61
Goble, Les (B), Alfred.....	1954-55
Goldberg, Biggie (B), Marshall.....	1939-40, '46-48
Goldman, Sam (E), Howard.....	1948
Goldsberry, John (T), Indiana.....	1949-50
Goode, Irv (G-C), Kentucky.....	1962-71
Goode, John (TE), Youngstown State.....	1984
Goodman, Aubrey (T), Chicago.....	1927
Goodman, Don (RB), Cincinnati.....	1987
Goodspeed, Mark (T), Nebraska.....	1980
Gordon, Bob (B), Tennessee.....	1958
Gordon, Lou (T), Illinois.....	1930-35
Graham, Al (G), None.....	1932-33
Granger, Charles (G-T), Southern.....	1961
Grant, Hugh (B), St. Mary's (Calif.).....	1928
Gray, Earnest (WR), Memphis State.....	1985
Gray, Ken (G), Howard Payne.....	1958-69

Gray, Mel (WR), Missouri.....	1971-82
Gray, Tim (DB), Texas A&M.....	1975
Graybill, Mike (T), Boston University.....	1990
Green, Roy (DB-WR), Henderson State.....	1979-90
Greene, Doug (DB), Texas A&M.....	1978
Greene, Ed (E), Loyola (Ill.).....	1926-27
Greene, Frank (B), Tulsa.....	1934
Greene, Ken (DB), Washington State.....	1978-82
Greer, Curtis (DE), Michigan.....	1980-88
Griffin, Bob (C-G), Arkansas.....	1961
Griffin, Jeff (CB), Utah.....	1981-85
Griffith, Homer (B), Southern California.....	1934
Grigas, John (B), Holy Cross.....	1943-44
Groom, Jerry (C), Notre Dame.....	1951-55
Grooms, Elois (DE), Tennessee Tech.....	1982-85
Grosvenor, George (B), Colorado.....	1936-37
Guglielmi, Ralph (QB), Notre Dame.....	1961
Guidry, Kevin (CB), Louisiana State.....	1989

### Quarterback Jim Hart (1966-83).



<b>A</b> H	Hackbart, Dale (DB), Wisconsin.....	1971-72
	Hadd, Gary (DT), Minnesota.....	1989
	Hairston, Carl (DT), Maryland-E. Shore.....	1990
	Hall, John (B), Texas Christian.....	1940-41, '43
	Hall, Ken (RB), Texas A&M.....	1959, '61
	Halloran, Shawn (QB), Boston College.....	1987
	Halstrom, Bernie (B), Illinois.....	1920-21
	Hammack, Malcolm (RB), Florida.....	1955, 57-66
	Hammond, Gary (WR), S. Methodist.....	1973-76
	Handler, Phil (G), Texas Christian.....	1930-36
	Hanke, Carl (E), Minnesota.....	1924
	Hanlon, Bob (B), Loras.....	1948
	Hansen, Cliff (B), Luther.....	1933
	Hanson, Homer (G), Kansas State.....	1935-36
	Harder, Pat (B), Wisconsin.....	1946-50
	Hardy, Jim (B), Southern California.....	1949-51
	Hargrove, Jim (LB), Howard Payne.....	1971-72
	Harmon, Ham (C), Tulsa.....	1937
	Harrell, Willard (RB), Pacific.....	1978-84
	Harrington, Perry (RB), Jackson State.....	1984-85
	Harris, Bob (LB), Auburn.....	1983-85
	Harris, Ike (WR), Iowa State.....	1975-77
	Harris, William (TE), Bishop.....	1987
	Harrison, Reggie (RB), Cincinnati.....	1974
	Hart, Jim (QB), Southern Illinois.....	1966-83
	Hartle, Greg (LB), Newberry (S.C.).....	1974-76
	Hartong, George (G), Chicago.....	1924
	Hartshorn, Larry (G), Kansas State.....	1955
	<b>Harvey, Ken (LB), California.....</b>	<b>1988-</b>
	Hatley, John (G), Sul Ross State.....	1954-55
	Hauser, Art (G), Xavier.....	1959
	Hayden, Leo (RB), Ohio State.....	1972-73
	Healy, Chip (LB), Vanderbilt.....	1969-70
	Heater, Don (RB), Montana Tech.....	1972
	Heflin, Victor (DB), Delaware State.....	1983
	Heidel, Jimmy (DB), Mississippi.....	1966
	Henke, Ed (DE), South Carolina.....	1961-63
	Hennessey, Jerry (E), Santa Clara.....	1950-51
	Henry, Steve (DB), Emporia State.....	1979-80
	Heron, Fred (DT), San Jose State.....	1966-72
	Hickman, Larry (B), Baylor.....	1959
	Higgins John (G), Trinity Texas.....	1941
	Higgins, Tom (T), North Carolina.....	1953
	Hill, Don (B), Stanford.....	1929
	<b>Hill, Eric (LB), Louisiana State.....</b>	<b>1989-</b>
	Hill, Irv, Trinity Texas.....	1931-32
	Hill, James (DB), Sam Houston.....	1960-64
	Hill, King (QB), Rice.....	1960-69
	<b>Hill, Randal (WR), Miami, Fla.....</b>	<b>1991-</b>
	Hillebrand, Jerry (LB) Colorado.....	1967
	Hinchman, Hub (B), Butler.....	1933-34
	Hobley, Liffort (DB), Louisiana State.....	1985
	Hock, John (T), Santa Clara.....	1950
	Hoel, Bob (G), Pittsburgh.....	1937-38
	Hoey, George (DB), Michigan.....	1971
	Hoffman, John (DE), Hawaii.....	1972
	Hogan, Tom (T), Detroit.....	1926
	Hogeboom, Gary (QB), Central Michigan.....	1989

(All-Time Roster continued on page 166)



*(All-Time Roster continued from page 165)*

Hogland, Doug (G), Oregon State	1956-58
Hogue, Merrell (T), Centenary	1929
Holloway, Johnny (CB), Kansas	1987
Holloway, Randy (DE), Pittsburgh	1984
Holm, Bernie (B), Alabama	1932
Holman, Scott (WR), Oregon	1986
Holmer, Walt (B), Northwestern	1931-32
Holmes, Don (WR), Mesa College (Colo.)	1986-90
Horne, Greg (P), Arkansas	1987-88
Horstmann, Roy (B), Purdue	1934
Horween, Arnold (B), Harvard	1921-24
Horween, Ralph (B), Harvard	1921-23
Houghton, Jerry (T), Washington State	1951
Houser, John (G-T), Redlands	1963
Howard, Thomas (LB), Texas Tech	1984-85
Huffman, Frank (G), Marshall	1939-41
Hughes, Bernie (C), Oregon	1934-36
Hughes, Van (DT), S.W. Texas State	1986
Hultz, George (DT), Mississippi Southern	1962
Hummel, Arnie (B), Lombard	1927
Humphrey, Buddy (QB), Baylor	1963-65
Hunley, Ricky (LB), Arizona	1988
Hunter, Monty (DB), Salem College	1983
Hurlburt, John (G), Chicago	1924-25
Husmann, Ed (G), Nebraska	1953, 1956-59
Hust, Al (E), Tennessee	1946
Hutchison, Chuck (G), Ohio State	1970-72
Hyatt, Freddie (WR), Auburn	1968-72
<b>Hyche, Steve (LB), Livingston</b>	<b>1991-</b>

**I**

Illman, Ed (B), Montana	1928
Imhof, Martin (DE), San Diego State	1972
Isaacson, Ted (T), Washington	1934-35
Ivy, Frank (Pop), (E), Oklahoma	1940-42, 45-47
Izo, George (QB), Notre Dame	1960

**J**

Jackson, Charley (B), Southern Methodist	1958
<b>Jackson, John (WR), Southern California</b>	<b>1990-</b>
Jackson, Mark (CB), Abilene Christian	1987
Jackson, Roland (FB-LB), Rice	1962
Jacobs, Marv (T), None	1948
Jagielski, Harry (T), Indiana	1956
Jankovich, Kever (E), Pacific	1963
Jarostchuk, Ilija (LB), New Hampshire	1987-88, '89
<b>Jax, Garth (LB), Florida State</b>	<b>1989-</b>
Jeffery, Tony (RB), Texas Christian	1988
Jennings, John (T), Ohio State	1950-57
Johnson, Al (B), Kentucky	1939-41
Johnson, Bobby (DB), Texas	1985-86
Johnson, Charles (DB), Grambling	1981
Johnson, Charley (QB), New Mexico State	1961-69
Johnson, Gregory (SS), Oklahoma State	1987
Johnson, Jim (B), Washington	1946
<b>Johnson, Johnny (RB), San Jose State</b>	<b>1990-</b>
Johnson, Ray (B), Denver	1940
Johnson, Troy (WR), Southern	1986-87

Jones, Ben (B), Grove City	1927-28
<b>Jones, Ernie (WR), Indiana</b>	<b>1988-</b>
<b>Jones, Jock (LB), Virginia Tech</b>	<b>1991-</b>
<b>Jones, Mike (DE), North Carolina State</b>	<b>1991-</b>
Jones, Steve (RB), Duke	1974-78
Jones, Tyrone (LB), Southern	1988
Jordan, Tony, (RB), Kansas State	1988-89
<b>Jorden, Tim (TE), Indiana</b>	<b>1989-</b>
Joyce, Don (T), Tulane	1951-53
Joyce, Terry (P), Missouri Southern	1976-77
Junior, E.J. (LB), Alabama	1981-88

**K**

Karras, John (B), Illinois	1952
Karwales, John (E), Michigan	1947
Kasperak, Dick (C), Iowa State	1966-68
Kassel, Charles (E), Illinois	1929-33
<b>Kauahi, Kani (C), Hawaii</b>	<b>1989-</b>
Kay, Bill (DB), Purdue	1984
Keane, Tom (B), West Virginia	1955
Kearney, Tim (LB), Northern Michigan	1976-81
Keams, Tom (T), Miami	1946
Kehr, Rick (G), Carthage	1982
Keithley, Gary (QB), Texas-El Paso	1973-75
Kellogg, Bill (B), Syracuse	1926
Kellogg, Clarence (B) St. Mary's (Calif.)	1936
Kellum, Marv (LB), Wichita State	1977
Kennard, Derek (G), Nevada-Reno	1986-90
Kenneally, George (G), St. Bonaventure	1930
Keseday, Bob (TE), Texas-El Paso	1987
Keys, Brady (DB), Colorado State	1966
Kichelski, Walt (E), Miami	1944
Kiesling, Walt (G), St. Thomas (Minn.)	1929-33
Kiley, Roger (E), Notre Dame	1923
Kindle, Greg (T), Tennessee State	1974-75
Kinek, George (B), Tulane	1954
King, Andy (B), West Virginia	1923-24
King, Emmett (B), None	1954
Kingery, Ellsworth (B), Tulane	1954
Kirk, Randy (LB), San Diego State	1989
Klimex, Tony (E), Illinois	1951-52
Klumb, John (E), Washington State	1939-40
Knafel, Gary (E), Colorado	1954
Knight, Charles (C), None	1920-21
Knight, Shawn (DT), Brigham Young	1989
Knolla, John (B), Creighton	1942, '45
Kochel, Mike (G), Fordham	1939
Koegel, Warren (G), Penn State	1973
Koehler, Bob (G), Northwestern	1921-26
Koken, Mike (B), Notre Dame	1933
Koman, William (LB), North Carolina	1959-67
Konovsky, Bob (G), Wisconsin	1956-58
Kortas, Ken (DT), Louisville	1964
Krejci, Joe (E), Peru (Ind.) State	1934
Krueger, Rolf (DE), Texas A&M	1969-71
Kuhanch, Joe (G), Notre Dame	1940-41, '45
Kupp, Craig (QB), Pacific Lutheran	1991
Kutner, Mal (E), Texas	1946-50
Kuzman, John (T), Fordham	1941

**L**

Lach, Steve (B), Duke	1942
Ladd, Jim (E), Bowling Green	1954
LaFleur, Greg (TE), LSU	1981-85
LaHood, Mike (G), Wyoming	1970
Lainhart, Porter (B), Washington State	1933
Lamb, Roy (B), Lombard	1926-27, 1933
Lane Dick (CB), Scottsbluff J.C.	1954-59
Lane, MacArthur (R), Utah State	1968-71
Lange, Bill (G), Dayton	1954-55
Lange, Jim (E), Montana State	1929
LaRosa, Paul (E), None	1920-21
Larson, Fred (C), Notre Dame	1929
Larson, Lou (B), None	1929
Larson, Paul (QB), California	1957
Lasker, Greg (FS), Arkansas	1988
Latin, Jerry (RB), Northern Illinois	1975-78
Latourette, Chuck (DB-P), Rice	1967-68, '70-71
Lauro, Lin (B), Pittsburgh	1951
Lawrence, Jim (B), Texas Christian	1936-39
Ledbetter, Homer (B), Arkansas	1932-33
Lee, Bobby (E), Minnesota	1968
Lee, Jeff (WR), Nebraska	1980
Lee, John (K), UCLA	1986
Lee, Monte (LB), Texas	1961
Lee, Oudious (DT), Nebraska	1980
Leggett, Dave (B), Ohio State	1955
Leonard, John (T), Indiana	1922-23
LeVeck, Jack (LB), Ohio	1973-74
<b>Lewis, Bill (C), Nebraska</b>	<b>1990-</b>
Lewis, Charles (T), Iowa	1959
Lewis, Woodley (B), Oregon	1956-59
Liebel, Frank (E), Norwich	1948
Lillard, Joe (B), Oregon State	1932-33
Lind, Al (C), Northwestern	1936
Lindow, Al (B), Washington (Mo.)	1945
Lipinski, Jim (T), Fairmont State	1950
Lipstadt, Ed (G), Wake Forest	1952
Lisch, Rusty (QB), Notre Dame	1980-84
Little, David (TE), Middle Tennessee St.	1990
Little, Steve (P/K), Arkansas	1978-80
Loefle, Dick (T), Wisconsin	1948-49
<b>Lofton, Steve (DB), Texas A&amp;M</b>	<b>1991-</b>
Logan, Chuck (E), Northwestern	1965, '67-68
Lokanc, Joe (G), Northwestern	1941
Lomack, Tony (WR), Florida	1991
Lomax, Neil (QB), Portland State	1981-89
Long, Dave (DE), Iowa	1966-68
Longo, Tom (DB), Notre Dame	1971
Lott, Thomas (RB), Oklahoma	1979
Love, Randy (RB), Houston	1979-85
Loyd, Mike (QB), Missouri Southern St.	1979-80
Luceford, Dave (T), Baylor	1957
Lurz, Gerry (G), Marquette	1925-26
Lykes, Lester (FS), Virginia	1988
Lyman, Jeff (LB), Brigham Young	1972
<b>Lynch, Lorenzo (CB), Cal. St.-Sacramento</b>	<b>1990-</b>
Lynch, Lynn (G), Illinois	1951

**M**

MacDonald, Mark (G/C), Boston College	1988
Mack, Cedric (DB), Baylor	1983-90
Mack, Terrence (LB), Clemson	1987
Mackey, Kyle (QB), East Texas State	1984
Madden, Lloyd (B), Colorado Mines	1940
Maddock, Bob (G), Notre Dame	1942, '46

**Guard Conrad Dobler (1972-77).**

Maeda, Chet (B), Colorado A&M	1946
Magulick, George (B), St. Francis	1944
Mahoney, Ike (B), Creighton	1925-28, '31
Mallouf, Ray (B), Southern Methodist	1941, '46-48
Malloy, Les (B), Loyola (Ill.)	1931-33
Manges, Mark (QB), Maryland	1978
Manley, Dexter (DE), Oklahoma State	1990
Mann, Dave (B), Oregon State	1955-57
Maple, Howard (B), Oregon State	1930
Marchbroda, Ted (QB), Detroit	1957
Marcontell, Ed (G), Lamar Tech	1967
Marelli, Ray (G), Notre Dame	1928
Markham, Dale (T), North Dakota	1981
Marotti, Lou (G), Toledo	1943-45
Marsh, Doug (TE), Michigan	1980-86
Marquardt, John (E), Illinois	1921

**(All-Time Roster continued on page 168)**



*(All-Time Roster continued from page 167)*

Martin, Caleb (T), Louisiana Tech.....	1947
Martin, Glen (B), Southern Illinois.....	1932
Martin, John (B), Oklahoma.....	1941-44
Mason, Joel (E), Western Michigan.....	1939
<b>Massey, Robert (DB), North Carolina Central.....</b>	<b>1991-</b>
Masters, Walt (QB), Pennsylvania.....	1943-44
Matson, Ollie (RB), San Francisco.....	1952-58
Mauldin, Stan (T), Texas.....	1946-48
May, Bill (B), Louisiana State.....	1937-38
Mayes, Tony (FS), Kentucky.....	1987
Maynard, Don (WR), Texas-El Paso.....	1973
Mays, Stafford (DE), Washington.....	1980-86
McAdoo, Derrick (RB), Baylor.....	1987-88
McBride, Adnan (WR), Missouri.....	1987
McBride, Charles (B), Washington State.....	1936
McCarthy, John (B), St. Francis.....	1944
McConkey, Phil (WR), Navy.....	1989
McCullough, Hugh (B), Oklahoma.....	1940-41
McCusker, Jim (T), Pittsburgh.....	1958
McDermott, Lloyd (T), Kentucky.....	1950-51
McDole, Roland (DE), Nebraska.....	1961
McDonald, Mike (LB), Catawba.....	1976
<b>McDonald, Tim (FS), Southern California.....</b>	<b>1987-</b>
McDonnell, Mickey (B), None.....	1925-30
McDonough, Coley (B), Dayton.....	1939, '44
McDowell, J (T), St. John's (Minn.).....	1966
McElwain, Bill (B), Northwestern.....	1924, '26
McFarland, Jim (E), Nebraska.....	1970-74
McGee, Bob (T), Santa Clara.....	1938
McGee, Michael (G), Duke.....	1960-62
McGill, Eddie (TE), Western Carolina.....	1982-84
McGill, Mike (LB), Notre Dame.....	1971-72
McGraw, Mike (LB), Wyoming.....	1976
McHan, Lamar (QB), Arkansas.....	1954-58
McInerney, Arnie (C), Notre Dame.....	1920-27
McInnis, Hugh (E), Missouri Southern St.....	1960-62
McIntyre, Jeff (LB), Arizona State.....	1980
McIvor, Rick (QB), Texas.....	1984-85
McKenzie, Reggie (LB), Tennessee.....	1989
McMahon, Byron (G), Cornell.....	1923
McMillan, Ernie (T), Illinois.....	1961-74
McNally, Frank (C), St. Mary's (Calif.).....	1931-34
McNanie, Sean (DE), San Diego State.....	1988
McNulty, Paul (E), Notre Dame.....	1924-25
McPhee, Frank (E), Princeton.....	1955
McQuarters, Ed (DT), Oklahoma State.....	1965
Meggysay, Dave (LB), Syracuse.....	1963-69
Mehringer, Pete (T), Kansas.....	1934-36
Melinger, Steve (E), Kentucky.....	1961
Meinert, Dale (LB), Oklahoma State.....	1958-67
Melinkovich, M. (DE), Grays Harbor (Wash.) J.C.....	1965-66
Memmelar, Dale (G), Wyoming.....	1960-61
Mergen, Mike (T), San Francisco.....	1952
Merkovsky, Elmer (T), Pittsburgh.....	1944
Mestnik, Frank (RB), Marquette.....	1960-61
Metcalfe, Terry (RB), Calif. St.-Long Beach.....	1973-77
Method, Russ (B), None.....	1929
Mikulak, Mike (B), Oregon.....	1934-36
Miller, Milford (G), Chadron State.....	1936-37
Miller, Terry (LB), Illinois.....	1971-74
Mirbs, Robert (RB), Kansas.....	1988

Mitchell, Roland (CB), Texas Tech.....	1986-89
Mitchell, Stump (RB), The Citadel.....	1981-89
Moe, Hal (B), Oregon State.....	1933
Mohardt, John (B), Notre Dame.....	1922-23
Monaco, Rob (C), Vanderbilt.....	1985
Monaco, Ron (LB), South Carolina.....	1986
Monahan, Regis (G), Ohio State.....	1939
Monfort, Avery (B), New Mexico.....	1941
Montgomery, Bill (B), Louisiana State.....	1946
Montgomery, Ralph (T), Centre.....	1923
Mooney, Jim (T), Georgetown.....	1935
Moore, Bill (B), Loyola (La.).....	1932
Moore, Ricky (FB), Alabama.....	1988
Moran, Francis (B), Ginnell.....	1927
Morgan, Bob (T), Maryland.....	1954
Morris, Mike (G), N.E. Missouri State.....	1987-88
Morris, Wayne (RB), Southern Methodist.....	1976-83
Morrow, Bob (G), Illinois Wesleyan.....	1941-43
Morrow, John (G), Kearney State.....	1937-38
Moss, Eddie (RB), S.E. Missouri State.....	1973-76
Moynihan, Tim (C), Notre Dame.....	1932-33
Muellner, Bill (E), DePaul.....	1937
Mullen, Tom (G), S.W. Missouri State.....	1978
Mullen, Verne (E), Illinois.....	1927
Mulleneaux, Lee (C), Arizona.....	1938
Mulligan, Wayne (C), Clemson.....	1969-73
Mumford, Tony (RB), Penn State.....	1985
Murphy, Bill (G), Washington (Mo.).....	1940-41
Murphy, Jim (B), St. Thomas (Minn.).....	1928
Murphy, Tom (B), Arkansas.....	1934
Murrell, Bill (TE), Winston-Salem.....	1979



Nagel, Ray (B), UCLA.....	1953
Nagel, Ross (T), St. Louis.....	1942
Nagler, Gern (E), Santa Clara.....	1953, 55-58
Neacy, Clem (E), Colgate.....	1928
Neill, Jim (B), Texas Tech.....	1939
Nesbitt, Dick (B), Drake.....	1933
Nevers, Ernie (B), Stanford.....	1929-31
Neuman, Bob (E), Illinois Wesleyan.....	1934-36
Nichelini, Al (B), St. Mary's (Calif.).....	1935-36
Nichols, Ham (G), Rice.....	1947-49
Nisbet, Dave (E), Washington.....	1933
Nofsinger, Terry (QB), Utah.....	1965-66
Noga, Niko (LB), Hawaii.....	1984-88
Noga, Peter (LB), Hawaii.....	1987
Nolan, Dick (B), Maryland.....	1958
Nolan, Earl (T), Arizona.....	1937-38
Norman, Bob (C), None.....	1945
Norton, Jerry (DB), Southern Methodist.....	1959-61
Novacek, Jay (TE), Wyoming.....	1985-89
<b>Nunn, Freddie Joe (DE), Mississippi.....</b>	<b>1985-</b>
Nussbaumer, Bob (B), Michigan.....	1949-50



Oates, Brad (T), Brigham Young.....	1976-77, '79-80
O'Brian, Dave (G), Boston College.....	1966-67
O'Connor, Dan (G), Georgetown.....	1920-24
O'Donoghue, Neil (K), Auburn.....	1980-85
Ogden, Ray (FL), Alabama.....	1965-66



(All-Time Roster continued from page 169)

Reed, Joe (B), Louisiana State.....	1937-'39
<b>Reeves, Walter (TE), Auburn.....</b>	<b>1989-</b>
Rexer, Freeman (E), Tulane.....	1943-'45
Reynolds, Bill (B), Mississippi.....	1945
Reynolds, Bob (T), Bowling Green.....	1963-71, '73
Reynolds, John (C), Baylor.....	1937
Reynolds, Mack (QB), Louisiana State.....	1958-59
Rhea, Floyd (G), Oregon.....	1943
Ribble, Loran (G), Hardin-Simmons.....	1933
Richards, Perry (E), Detroit.....	1959-60
Richardson, John (DT), UCLA.....	1972-73
Ridgle, Elston (DE), Nevada-Reno.....	1990
Risk, Ed (B), Purdue.....	1932
Risvold, Ray (B), St. Edwards, Texas.....	1927-28
Rivers, Jamie (LB), Bowling Green.....	1968-73
Roach, John (QB), SMU.....	1956, '59-60
Roach, Rollin (B), Texas Christian.....	1927
Robb, Joe (DE), Texas Christian.....	1961-67
Robbins, John (B), Arkansas.....	1938-39
Robbins, Tootie (T), East Carolina.....	1982-91
Roberts, Hal (P), Houston.....	1974
Robinson, Jack (T), N.E. Missouri.....	1936-37
Robinson, Jeroy (LB), Texas A&M.....	1990
Robl, Hal (B), Wisconsin State-Oshkosh.....	1945
Robnett, Marshall (G), Texas A&M.....	1943, '45
Rogers, Glenn (G), Texas Christian.....	1939
Rogge, George (E), Iowa.....	1931-33
Roland, John (RB), Missouri.....	1966-72
Romanik, Steve (G), Villanova.....	1953-54
Rooney, Bill (C), None.....	1929
Rooney, Cobb (E), None.....	1929-30
Root, Jim (QB), Miami, Ohio.....	1953, '56
Rose, Gene (DB), Wisconsin.....	1929-32
Rosema, Rocky (LB), Michigan.....	1968-71
<b>Rosenbach, Timm (QB), Washington St.....</b>	<b>1989-</b>
Rowe, Bob (DT), Western Michigan.....	1967-72
Roy, Frank (G), Utah.....	1966
Rozier, Bob (DE), California.....	1979
Rudolph, Council (DE), Kentucky State.....	1973-75
Ruether, Mike (C), Texas.....	1986-87
Rundquist, Elmer (T), Illinois.....	1922
Rushing, Marion (LB), S. Illinois.....	1959, '62-65
Russell, Doug (B), Kansas State.....	1934-39
Ryan, Jim (B), Notre Dame.....	1924
Ryzewski, Frank (T), Notre Dame.....	1921

▲ S

Sabados, Andy (G), Citadel.....	1939-40
Sachs, Len, Loyola (Ill.).....	1920-23, '25
Saddler, Rod (DT), Texas A&M.....	1967-91
Sagely, Floyd (E), Arkansas.....	1957
Sanders, Lonnie (DB), Michigan State.....	1968-69
Sandifer, Dan (B), Louisiana State.....	1953
Sarford, Leo (C), Louisiana Tech.....	1951-57
Sarboe, Phil (B), Washington State.....	1934-36
Sargent, Brodenick (RB), Baylor.....	1986-87
Sarminghaus, Paul (B), Ohio State.....	1946
Sauls, Mac (DB), Southwest Texas State.....	1968-69
Scales, Hurlie (DB), North Texas State.....	1974



Running back Ottis Anderson (1979-86).

Scanlon, John (B), DePaul.....	1921
Scardine, Carmen (B), None.....	1932
Schillinger, Andy (WR), Miami (O.).....	1988-89
Schleicher, Maury (LB), Penn State.....	1959
Schriesing, Joe (DE), New Mexico State.....	1968-71
Schmidt, George (E), Lewis.....	1953
Schmitt, George (S), Delaware.....	1983
Schneider, Herman (B), Iowa.....	1940
Schubert, Eric (K), Pittsburgh.....	1986
Schultz, Eberle (G), Oregon State.....	1944
Schwall, Vic (B), Northwestern.....	1947-50
Schwartz, Don (DB), Washington State.....	1981
Schwartz, Elmer (B), Washington State.....	1932
Schwenk, Wilson (B), Washington (Mo.).....	1942
Scott, Carlos (C), Texas-El Paso.....	1983-85
Scott, Ed (FS), Grambling.....	1987
Scotts, Colin (DT), Hawaii.....	1987-88
Seabron, Thomas (LB), Michigan.....	1980







Tonelli, Mario (B), Southern California .....	1939
Toogood, Charley, (G), Nebraska .....	1957
Toscani, Frank (B), St. Mary's (Calif.) .....	1932
Towns, Robert (DB), Georgia .....	1960
Townsend, Curtis (LB), Arkansas .....	1978
Tracey, John (LB), Texas A&M .....	1959-60
Traynowicz, Mark (G), Nebraska .....	1988, '89
Trays, Jim (B), Penn State .....	1925
Triplett, Bill (RB), Miami (O.) .....	1962-63, '65-66
Triplett, Wally (B), Penn State .....	1952-53
Trippi, Charley (B), Georgia .....	1947-55
Trippucka, Frank (QB), Notre Dame .....	1950-52
Tubbs, Jerry (LB), Oklahoma .....	1957-58
Tupa, Tom (QB-P), Ohio State .....	1988-91
Turner, Herschel (G-T), Kentucky .....	1964-65
Turner, Marcus (DB), UCLA .....	1989-91
Tyler, Pete (B), Hardin-Simmons .....	1937-38

▲ U

Ucovich, Mitch (T), San Jose State .....	1945
Ulrich, Charles (T), Illinois .....	1954-58
Underwood, John (G), None .....	1929
Upshaw, Marvin (DT), Trinity (Tex.) .....	1976
Usher, Darryl (WR), Illinois .....	1989

*Safety Michael Zordich boasts the distinction of being the last Cardinal in the alphabetical history of the team.*



▲ V

Van Galder, Tim (QB), Iowa State .....	1972-74
Vanzo, Fred (B), Northwestern .....	1941
Vatterott, Charles (T), S.W. Texas State .....	1967
Vaughan, Charles (B), Tennessee .....	1936
Vesser, John (E), Idaho .....	1927, '30-31
Vodicka, Joe (B), None .....	1945
Vokaty, Otto (B), Heidelberg .....	1933
Volok, Bill (G), Tulsa .....	1934-39

▲ W

Wager, Clint (E), St. Mary's (Minn.) .....	1943, '45
Wagstaff, Jim (B), Idaho State .....	1959
<b>Wahler, Jim (DT), UCLA .....</b>	<b>1989-</b>
Walczak, Mark (TE), Arizona .....	1988
Waldron, Austin (G), Gonzaga .....	1927
Walker, Charles (DT-DE), Duke .....	1964-72
Walker, Quentin (RB), Virginia .....	1984-85
Wallner, Fred (G), Notre Dame .....	1951-52, '54-55
Washington, Chris (LB), Iowa State .....	1990
Washington, Eric (DB), Texas-El Paso .....	1972-73
Washington, Lionel (DB), Tulane .....	1983-86
Watford, Gerry (E), Alabama .....	1953-54
Watkins, Bob (B), Ohio State .....	1958
Watt, Walt (B), Miami .....	1945
Weaver, Charles (G), Chicago .....	1930
Weber, Chuck (LB), West Chester State .....	1956-58
Wedel, Dick (G), Wake Forest .....	1948
Wehrli, Roger (CB), Missouri .....	1969-82
Weller, Ray (T), Nebraska .....	1926-27
Welter, Tom (G-T), Nebraska .....	1987
Wendt, Ken (G), Marquette .....	1932
West, Jeff (P), Cincinnati .....	1975
West, Stan (G), Oklahoma .....	1956-57
West, William (DB), Oregon .....	1960-61
Whalen, Bill (T), None .....	1920-24
Wham, Tom (E), Furman .....	1949-51
Wheeler, Ernie (B), N. Dakota State .....	1939, '42
Wheeler, Ted (G), West Texas State .....	1967-68
Whitaker, Bill (DB), Missouri .....	1983-84
White, Paul (RB), Texas-El Paso .....	1970-71
White, Ray (LB), Syracuse .....	1975-76
Whitman, Laverne (B), Tulsa .....	1951-53
Wicks, Bob (WR), Utah State .....	1972
Widerquist, Chet (T), Washington & Jefferson .....	1926-28
Willard, Ken (RB), North Carolina .....	1974
<b>Williams, Aeneas (DB), Southern .....</b>	<b>1991-</b>
Williams, Bobby (DB), Central (Okla.) State .....	1966-67
Williams, Clyde (T), Southern .....	1967-71
Williams, Chris (DL), American International .....	1991
Williams, Dave (WR), Washington .....	1967-71
Williams, Eric (LB), Southern California .....	1977-82
Williams, Gerald (CB), Langston .....	1980
Williams, Herb (DB), Southern .....	1981-82
Williams, Jake (T), Texas Christian .....	1929-33
Williams, Rex (C), Texas Tech .....	1940
Williams, Jamie (TE), Nebraska .....	1983
<b>Williams, Willie (T), Louisiana State .....</b>	<b>1990-</b>
Willingham, Larry (DB), Auburn .....	1971-72, '76
Wilson, Bill (E), Gonzaga .....	1935-37
Wilson, Gordon (C), Texas Mines .....	1942-43, '45



Wilson, Karl (DE), Louisiana State .....	1989
<b>Wilson, Larry (S), Utah</b> .....	<b>1960-72</b>
Wilson, Mike (DB), Western Illinois .....	1969
Withrow, Cal (C), Kentucky .....	1974
<b>Wolf, Joe (T/G), Boston College</b> .....	<b>1989-</b>
Woffley, Ron (RB), West Virginia .....	1985-91
Wood, Bob (T), Alabama .....	1940
Wood, Mike (P/K), SE Missouri State .....	1978-79
Woodshick, Tom (RB), West Virginia .....	1972
Woodruff, Jim (E), Pittsburgh .....	1926
Woodson, Abe (DB), Illinois .....	1965-66
Woolsey, Rolly (DB), Boise State .....	1978
Wortman, Keith (G), Nebraska .....	1976-81
Wright, Charles (CB), Tulsa .....	1987
Wright, Nate (DB), San Diego State .....	1969-70
Wright, Steve (T), Alabama .....	1972
Wutkis, Al (C), Duquesne .....	1944
Wyche, Sam (QB), Furman .....	1976



Yablonski, Ventan (B), Columbia .....	1948-51
Yankowski, Ron (DE), Kansas State .....	1971-76
Yarr, Tom (C), Notre Dame .....	1933
Yeisley, Don (E), None .....	1927-28
Young, Bob (G), Howard Payne .....	1972-79
Young, Lonnie (FS), Michigan State .....	1985-90



Zandofsky, Mike (G), Washington .....	1989
Zelencik, Frank (T), Oglethorpe .....	1939
Zimny, Bob (T), Indiana .....	1945-49
Zoia, Clyde (G), Notre Dame .....	1920-23
Zook, John (DE), Kansas .....	1976-79
Zontini, Lou (B), Notre Dame .....	1940-41
<b>Zordich, Michael (S), Penn State</b> .....	<b>1989-</b>

## OVERTIME GAMES

### ▲ Sept. 28, 1975 • Cowboys 37, Cardinals 31 (Away)

The Cardinals won the toss. Quarterback Jim Hart's pass is intercepted and returned by Lee Roy Jordan to the Cardinals' 37 yard line. Cowboy quarterback Roger Staubach passes to tight end Billy Joe DuPree for a three-yard touchdown at 7:53.

### ▲ Nov. 16, 1975 • Cardinals 20, Redskins 17 (Home)

The Cardinals won the toss. Jim Bakken kicks a 37-yard field goal at 7:00.

### ▲ Oct. 31, 1976 • Cardinals 23, 49ers 20 (Home)

The Cardinals won the toss. Terry Joyce punts and Tony Leonard fumbles on the return. Steve Jones recovers for the Cardinals at the 49ers' 43 yard line. Jim Bakken kicks a 21-yard field goal at 6:42.

### ▲ Oct. 15, 1978 • Cowboys 24, Cardinals 21 (Home)

Dallas won toss. The Cowboys drive into field goal range from their own 23 yard line. Rafael Septien kicks a 27-yard field goal at 3:28.

### ▲ Sept. 14, 1980 • 49ers 24, Cardinals 21 (Away)

The Cardinals won the toss. Larry Swider punts and Jimmy Robinson returns to the 49ers' 32 yard line. San Francisco drives 52 yards to the Cardinals' 16 yard line where Ray Wersching kicks a 33-yard field goal at 4:12.

### ▲ Nov. 9, 1980 • Falcons 33, Cardinals 27 (Home)

Atlanta won the toss. Ray Strong runs 21 yards for a touchdown at 4:20.

### ▲ Oct. 24, 1983 • Giants 20, Cardinals 20 (Home)

The Cardinals won the toss in a memorable Monday Night Football offering. The teams trade punts before Cardinal place kicker Neil O'Donoghue misses a 44-yard field goal attempt wide left. Dave Jennings punt returned by Steve Bird to the Cardinals' 21 yard line. Quarterback Neil Lomax is intercepted by Mark Haynes who loses six yards to the New York 33 yard line. Jennings' punt is downed on the St. Louis 17 yard line. O'Donoghue's 19-yard field goal attempt is wide right. Giant quarterback Jeff Rutledge's pass is intercepted by Lionel Washington who returns it 23 yards to New York's 25 yard line. O'Donoghue's third field goal attempt of overtime is wide right from 42 yards out. Rutledge is intercepted again, this time by Wayne Smith at the St. Louis 33 yard line to end the game.

### ▲ Sept. 8, 1985 • Cardinals 27, Browns 24 (Away)

The Cardinals won the toss. Neil O'Donoghue kicks a 35-yard field goal nine plays into overtime at the 5:27 mark.

### ▲ Dec. 7, 1986 • Cardinals 10, Eagles 10 (Away)

The Cardinals won the toss. Reggie White blocks Eric Schubert's 40-yard field goal attempt. The teams trade punts. Paul McFadden's 43-yard field goal attempt is wide left. Schubert misses a 37-yard effort. Matt Cavanaugh's pass is intercepted by Carl Carter and returned to the Eagles' 48 yard line as time expires.

# ANNUAL RESULTS

Year	Won	Lost	Tied	Pct.	Head Coach
1920	5	2	1	.714	Marshall Smith
1921	3	3	2	.400	John "Paddy" Driscoll
1922	8	3	0	.727	John "Paddy" Driscoll
1923	8	4	0	.667	Arnold Horween
1924	5	4	1	.556	Arnold Horween
1925*	11	2	1	.846	Norman Barry
1926	5	6	1	.455	Norman Barry
1927	3	7	1	.300	Fred Gillies
1928	1	5	0	.167	Guy Chamberlin
1929	6	6	1	.500	Ernie Nevers
1930	5	6	2	.455	Ernie Nevers
1931	5	4	0	.556	LeRoy Andrews (a)
1932	2	6	2	.250	Jack Chevigny
1933	1	9	1	.100	Paul Schissler
1934	5	6	0	.455	Paul Schissler
1935	6	4	2	.600	Milan Creighton
1936	3	8	1	.273	Milan Creighton
1937	5	5	1	.500	Milan Creighton
1938	2	9	0	.182	Milan Creighton
1939	1	10	0	.091	Ernie Nevers
1940	2	7	2	.222	James G. Conzelman
1941	3	7	1	.300	James G. Conzelman
1942	3	8	0	.273	James G. Conzelman
1943	0	10	0	.000	Philip G. Handler
1944	Cardinal-Pittsburgh teams played as combination				
1945	1	9	0	.100	Philip G. Handler
1946	6	5	0	.545	James G. Conzelman
1947*	9	3	0	.750	James G. Conzelman
1948+	11	1	0	.917	James G. Conzelman
1949	6	5	1	.545	Phil Handler-Buddy Parker
1950	5	7	0	.417	Earl "Curly" Lambeau
1951	3	9	0	.250	Earl "Curly" Lambeau
1952	4	8	0	.333	Joseph L. Kuharich
1953	1	10	1	.091	Joseph Stydahar
1954	2	10	0	.167	Joseph Stydahar
1955	4	7	1	.364	Ray Richards
1956	7	5	0	.583	Ray Richards
1957	3	9	0	.250	Ray Richards
1958	2	9	1	.182	Frank "Pop" Ivy
1959	2	10	0	.167	Frank "Pop" Ivy



Year	Won	Lost	Tied	Pct.	Head Coach
1960#	6	5	1	.545	Frank "Pop" Ivy
1961	7	7	0	.500	Frank "Pop" Ivy (b)
1962	4	9	1	.308	Wally Lemm
1963	9	5	0	.643	Wally Lemm
1964	9	3	2	.750	Wally Lemm
1965	5	9	0	.357	Wally Lemm
1966	8	5	1	.615	Charley Winner
1967	6	7	1	.462	Charley Winner
1968	9	4	1	.692	Charley Winner
1969	4	9	1	.308	Charley Winner
1970	8	5	1	.615	Charley Winner
1971	4	9	1	.308	Bob Hollway
1972	4	9	1	.321	Bob Hollway (c)
1973	4	9	1	.321	Don Coryell
1974**	10	4	0	.714	Don Coryell
1975**	11	3	0	.786	Don Coryell
1976	10	4	0	.714	Don Coryell
1977	7	7	0	.500	Don Coryell
1978	6	10	0	.375	Bud Wilkinson
1979	5	11	0	.312	Bud Wilkinson (d)
1980	5	11	0	.312	Jim Hanifan
1981	7	9	0	.438	Jim Hanifan
1982	5	4	0	.556	Jim Hanifan
1983	8	7	1	.531	Jim Hanifan
1984	9	7	0	.563	Jim Hanifan
1985	5	11	0	.312	Jim Hanifan
1986	4	11	1	.281	Gene Stallings
1987	7	8	0	.467	Gene Stallings
1988##	7	9	0	.438	Gene Stallings
1989	5	11	0	.313	Gene Stallings (e)
1990	5	11	0	.313	Joe Bugel
1991	4	12	0	.250	Joe Bugel
<b>Totals</b>	<b>370</b>	<b>493</b>	<b>38</b>	<b>.432</b>	

\*Won NFL championship

\*\*Won NFC Eastern Division championship

+Won NFL Western Conference championship

#First season in St. Louis

##First season in Phoenix

(a) Resigned after two games. Replaced by Ernie Nevers

(b) Resigned after 12 games. Replaced by coaches Drulis, Prochaska, and Willsey.

(c) Beginning with 1972, won-lost percentage includes ties.

(d) Released after 13 games. Replaced by Larry Wilson on interim basis.

(e) Released after 11 games. Replaced by Hank Kuhlmann on interim basis.

# ALL-TIME RESULTS

## ▲ 1920 (2-3-1)

Head Coach John "Paddy" Driscoll

Oct. 10	At Chicago Tigers	T	0-0
Oct. 24	Vs. Rock Island	L	0-7
Oct. 31	Vs. Detroit	W	21-0
Nov. 7	At Chicago Tigers	L	3-6
Nov. 28	Vs. Decatur	W	7-6
Dec. 5	Vs. Decatur	L	0-10
Home: 2-2. Away: 0-1-1.			31-29

## ▲ 1921 (3-3-2)

Head Coach John "Paddy" Driscoll

Oct. 2	Vs. Minneapolis	W	20-0
Oct. 9	Vs. Akron	L	0-23
Oct. 16	Vs. Rock Island	L	7-14
Oct. 23	Vs. Columbus	W	17-6
Nov. 6	Vs. Hammond	W	7-6
Nov. 20	Vs. Green Bay	T	3-3
Dec. 4	Vs. Akron	L	0-7
Dec. 18	At Chicago Steaies	T	0-0
Home: 3-3-1. Away: 0-0-1.			54-59

## ▲ 1922 (8-3)

Head Coach John "Paddy" Driscoll

Oct. 1	Vs. Milwaukee	W	3-0
Oct. 15	Vs. Green Bay	W	16-3
Oct. 22	Vs. Minneapolis	W	3-0
Oct. 29	Vs. Columbus	W	37-6
Nov. 5	Vs. Buffalo	W	9-7
Nov. 12	Vs. Akron	W	7-0
Nov. 19	Vs. Canton	L	0-7
Nov. 26	At Canton	L	3-20
Nov. 30	Vs. Chicago Bears	W	6-0
Dec. 3	Vs. Dayton	L	3-7
Dec. 10	Vs. Chicago Bears	W	9-0
Home: 8-2. Away: 0-1.			96-50

## ▲ 1923 (8-4)

Head Coach Arnie Horween

Sept. 30	Vs. Buffalo	W	3-0
Oct. 7	Vs. Rochester	W	60-0
Oct. 14	Vs. Akron	W	19-0
Oct. 21	Vs. Minneapolis	W	9-0
Oct. 28	Vs. Dayton	W	13-3
Nov. 4	Vs. Canton	L	3-7
Nov. 11	Vs. Hammond	W	6-0
Nov. 18	Vs. Duluth	W	10-0
Nov. 25	Vs. Racine	L	4-10
Nov. 29	At Chicago Bears	L	0-3
Dec. 2	Vs. Orange	W	22-19
Dec. 9	Vs. Milwaukee	L	12-14
Home: 8-3. Away: 0-1.			161-56

## ▲ 1924 (5-4-1)

Head Coach Arnie Horween

Sept. 28	Vs. Milwaukee	W	17-7
Oct. 5	Vs. Green Bay	W	3-0
Oct. 12	At Minneapolis	W	13-0
Oct. 19	At Chicago Bears	L	0-6
Oct. 26	Vs. Hammond	L	3-6
Nov. 2	Vs. Milwaukee	L	8-17
Nov. 9	Vs. Dayton	W	23-0
Nov. 16	Vs. Akron	W	13-0
Nov. 23	Vs. Racine	T	10-10
Nov. 27	Vs. Chicago Bears	L	0-2
Home: 5-3-1. Away: 0-1.			90-67

## ▲ 1925 (11-2-1)

Head Coach Norm Barry

Sept. 27	Vs. Hammond	L	6-10
Oct. 4	Vs. Milwaukee	W	34-0
Oct. 11	Vs. Columbus	W	19-9
Oct. 18	Vs. Kansas City	W	20-7
Oct. 25	Vs. Chicago Bears	W	9-0
Nov. 1	Vs. Duluth	W	10-6
Nov. 8	Vs. Green Bay	W	9-6
Nov. 15	Vs. Buffalo	W	23-6
Nov. 22	Vs. Dayton	W	14-0
Nov. 26	At Chicago Bears	T	0-0
Nov. 29	Vs. Rock Island	W	7-0
Dec. 6	Vs. Pottsville	L	7-21
Dec. 10	Vs. Milwaukee	W	59-0
Dec. 12	Vs. Hammond	W	13-0
Home: 11-2. Away: 0-0-1.			230-65

## ▲ 1926 (5-6-1)

Head Coach Norm Barry

Sept. 19	Vs. Columbus	W	14-0
Sept. 26	Vs. Los Angeles	W	15-0
Oct. 3	Vs. Racine	W	20-0
Oct. 10	At Green Bay	W	13-7
Oct. 17	At Chicago Bears	L	0-16
Oct. 24	At Milwaukee	W	3-2
Oct. 31	Vs. Green Bay	L	0-3
Nov. 6	At Frankford	L	7-33
Nov. 7	At New York	L	0-20
Nov. 11	Vs. Chicago Bears	L	0-10
Nov. 25	At Chicago Bears	T	0-0
Nov. 28	Vs. Kansas City	L	2-7
Home: 3-3. Away: 2-3-1.			74-98



### ▲ 1927 (3-7-1)

#### Head Coach Guy Chamberlin

Sept. 25	Vs. Chicago Bears	L	0-9
Oct. 2	Vs. Pottsville	W	19-7
Oct. 9	Vs. Dayton	W	7-0
Oct. 16	At Green Bay	L	0-13
Oct. 30	Vs. N.Y. Yankees	L	6-7
Nov. 6	Vs. Green Bay	T	6-6
Nov. 13	At N.Y. Yankees	L	6-20
Nov. 19	At Frankford	L	8-12
Nov. 20	At N.Y. Giants	L	7-28
Nov. 24	At Chicago Bears	W	3-0
Nov. 27	Vs. Cleveland	L	7-32
Home: 2-3-1. Away: 1-4.			69-134

### ▲ 1928 (1-5)

#### Head Coach Fred Gillies

Sept. 23	Vs. Chicago Bears	L	0-15
Oct. 7	Vs. Dayton	W	7-0
Oct. 14	At Green Bay	L	0-20
Nov. 24	At Frankford	L	0-19
Nov. 25	At N.Y. Yankees	L	0-19
Nov. 29	At Chicago Bears	L	0-34
Home: 1-0. Away: 0-5.			7-107

### ▲ 1929 (6-6-1)

#### Head Coach Dewey Scanlon

Sept. 29	At Buffalo	W	9-3
Oct. 6	At Green Bay	L	2-9
Oct. 13	At Minneapolis	L	7-14
Oct. 20	At Chicago Bears	T	0-0
Oct. 27	Vs. Green Bay	L	6-7
Nov. 2	At Frankford	L	0-8
Nov. 6	At Providence	W	16-0
Nov. 10	Vs. Minneapolis	W	8-0
Nov. 17	Vs. Green Bay	L	0-12
Nov. 24	Vs. Dayton	W	19-0
Nov. 28	Vs. Chicago Bears	W	40-6
Dec. 1	At New York	L	21-24
Dec. 8	At Oorang	W	26-0
Home: 3-2. Away: 3-4-1.			154-83

### ▲ 1930 (5-6-2)

#### Head Coach Ernie Nevers

Sept. 21	At Green Bay	L	0-14
Sept. 28	At Minneapolis	T	7-7
Oct. 5	At Portsmouth	T	0-0
Oct. 8	At Newark	W	13-0
Oct. 12	At Providence	L	7-9
Oct. 16	At New York	L	12-25
Oct. 19	Vs. Chicago Bears	L	6-32
Oct. 25	At Frankford	W	34-7
Oct. 26	Vs. Portsmouth	W	23-13
Nov. 2	Vs. Frankford	W	6-0
Nov. 9	Vs. New York	L	7-13
Nov. 16	Vs. Green Bay	W	13-6
Nov. 27	At Chicago Bears	L	0-6
Home: 3-2. Away: 2-4-2.			128-132

### ▲ 1931 (5-4)

#### Head Coach Roy Andrews (2 games)

#### Head Coach Ernie Nevers (7 games)

Sept. 23	At Portsmouth	L	3-13
Oct. 11	At Green Bay	L	7-26
Oct. 18	At Chicago Bears	L	13-26
Nov. 1	At Brooklyn	W	14-7
Nov. 8	At Cleveland	W	14-6
Nov. 15	Vs. Green Bay	W	21-13
Nov. 22	Vs. Portsmouth	W	20-19
Nov. 26	At Chicago Bears	L	7-18
Nov. 28	Vs. Cleveland	W	21-0
Home: 3-0. Away: 2-4.			120-128

### ▲ 1932 (2-6-2)

#### Head Coach Jack Chevigny

Sept. 18	At Green Bay	L	7-15
Oct. 2	At Portsmouth	T	7-7
Oct. 9	Vs. Chicago Bears	T	0-0
Oct. 16	At Boston	W	9-0
Oct. 30	Vs. Brooklyn	W	27-7
Nov. 6	Vs. Green Bay	L	9-19
Nov. 13	At Brooklyn	L	0-3
Nov. 20	At Staten Island	L	7-21
Nov. 24	At Chicago Bears	L	0-34
Nov. 27	Vs. Boston	L	6-8
Home: 1-2-1. Away: 1-4-1.			72-114

### ▲ 1933 (1-9-1)

#### Head Coach Paul Schissler

At Pittsburgh	L	13-14	
At Portsmouth	L	6-7	
At Cincinnati	W	3-0	
Vs. Chicago Bears	L	9-12	
At Boston	L	0-10	
At Brooklyn	L	0-7	
Vs. Green Bay	L	6-14	
Vs. Cincinnati	L	9-12	
Vs. Brooklyn	L	0-3	
Vs. Chicago Bears	L	6-22	
Vs. Boston	T	0-0	
Home: 0-6. Away: 1-3-1.			52-101

### ▲ 1934 (5-6)

#### Head Coach Paul Schissler

At Cincinnati (Dayton)	W	9-0	
At Detroit	L	0-6	
At Cincinnati	W	16-0	
Vs. Chicago Bears	L	0-20	
At Green Bay	L	0-15	
At Boston	L	0-9	
At Brooklyn	W	21-0	
Vs. Detroit	L	13-17	
At Green Bay	W	9-0	
At Chicago Bears	L	6-17	
Vs. Green Bay	W	6-0	
Home: 1-2. Away: 4-4.			80-84

(All-Time Results continued on page 178)

(All-Time Results continued from page 177)

**▲ 1935 (6-4-2)**

Head Coach Milan Creighton

At Green Bay	W	7-6
At Detroit	T	10-10
Vs. Green Bay	W	3-0
At Pittsburgh	L	13-17
At New York	W	14-13
Vs. Detroit	L	6-7
Vs. Philadelphia	W	12-3
At Brooklyn	L	12-14
At Boston	W	6-0
Vs. Green Bay	W	9-7
At Chicago Bears	T	7-7
Vs. Chicago Bears	L	0-13
Home: 3-2. Away: 3-2-2		99-97

**▲ 1936 (3-8-1)**

Head Coach Milan Creighton

At Green Bay	L	7-10
At Detroit	L	0-39
At Green Bay	L	0-24
At Chicago Bears	L	3-7
At New York	L	6-14
At Brooklyn	L	0-9
At Boston	L	10-13
Vs. Philadelphia	W	13-0
Vs. Pittsburgh	W	14-6
Vs. Detroit	L	7-14
Vs. Chicago Bears	W	14-7
Vs. Green Bay	T	0-0
Home: 3-1-1. Away: 0-7		74-143

**▲ 1937 (5-5-1)**

Head Coach Milan Creighton

At Green Bay	W	14-7
At Detroit	L	7-16
At Washington	W	21-14
At Philadelphia	T	6-6
At Cleveland	W	6-0
At Green Bay	L	13-34
At Chicago Bears	L	7-16
At Pittsburgh	W	13-7
Vs. Cleveland	W	13-7
Vs. Detroit	L	7-16
Vs. Chicago Bears	L	28-42
Home: 1-2. Away: 4-3-1		135-165

**▲ 1938 (2-9)**

Head Coach Milan Creighton

At Chicago Bears	L	13-16
At Cleveland	W	7-6
At Green Bay	L	7-28
At Green Bay (Buffalo)	L	22-24
At Brooklyn	L	0-13
Vs. Chicago Bears	L	28-34
At Detroit	L	0-10
At Philadelphia (Erie)	L	0-7
At New York	L	0-6
Vs. Detroit	L	3-7
Vs. Cleveland	W	31-17
Home: 1-2. Away: 1-7		111-168

**▲ 1939 (1-10)**

Head Coach Ernie Nevers

At Detroit	L	13-21
At Green Bay	L	10-14
At Pittsburgh	W	10-0
Vs. Detroit	L	3-17
At Green Bay	L	20-27
At Chicago Bears	L	7-44
Vs. Cleveland	L	0-24
At Cleveland	L	0-14
At New York	L	7-17
At Washington	L	7-28
Vs. Chicago Bears	L	7-48
Home: 0-3. Away: 1-7		84-254

**▲ 1940 (2-7-2)**

Head Coach Jimmy Conzelman

At Pittsburgh	T	7-7
At Detroit (Buffalo)	T	0-0
Vs. Chicago Bears	W	21-7
At Green Bay	L	6-31
At Detroit	L	14-43
At Washington	L	21-28
At Cleveland	L	14-26
Vs. Cleveland	W	17-7
Vs. Green Bay	L	7-28
At Brooklyn	L	9-14
At Chicago Bears	L	23-31
Home: 2-1. Away: 0-6-2		139-222

**▲ 1941 (3-7-1)**

Head Coach Jimmy Conzelman

Vs. Cleveland	L	6-10
Vs. Detroit	T	14-14
At Green Bay	L	13-14
At Chicago Bears	L	7-53
At Brooklyn	W	20-6
At Philadelphia	L	14-21
At New York	W	10-7
At Green Bay	L	9-17
At Cleveland	W	7-0
At Detroit	L	3-21
Vs. Chicago Bears	L	24-34
Home: 0-2-1. Away: 3-5		127-197

**▲ 1942 (3-8)**

Head Coach Jimmy Conzelman

Vs. Cleveland	W	7-0
Vs. Detroit	W	13-0
Vs. Green Bay	L	13-17
At Chicago Bears	L	14-41
At Detroit	W	7-0
At Cleveland	L	3-7
At Green Bay	L	24-55
At Washington	L	0-28
At Pittsburgh	L	3-19
At New York	L	7-21
Vs. Chicago Bears	L	7-21
Home: 2-2. Away: 1-6		98-209





**▲1943 (0-10)****Head Coach Phil Handler**

At Detroit	L	17-35
Vs. Green Bay	L	7-28
At Chicago Bears	L	0-20
Vs. Detroit (Buffalo)	L	0-7
At Washington	L	7-13
At Phila.-Pitt.	L	13-34
At Brooklyn	L	0-7
At Green Bay	L	14-35
At New York	L	13-24
Vs. Chicago Bears	L	24-35
Home: 0-3. Away: 0-7.		95-238

**▲1944 (0-10)\*****Co-coach Phil Handler****Co-coach Walt Kiesling**

Vs. Cleveland (Pitt.)	L	28-30
At Green Bay	L	7-34
At Chicago Bears	L	7-34
At New York	L	0-23
At Washington	L	20-42
Vs. Detroit (Pitt.)	L	6-27
At Detroit	L	7-21
Vs. Cleveland (Chgo.)	L	6-33
Vs. Green Bay (Chgo.)	L	20-35
Vs. Chicago Bears (Pitt.)	L	7-49
Home: 0-5. Away: 0-5.		108-328

\*The Cardinals and Steelers combined teams for the 1944 season. Coaching duties were divided between the two team's head coaches. Home games were divided between Pittsburgh and Chicago.

**▲1945 (1-9)****Head Coach Phil Handler**

Vs. Detroit	L	0-10
At Cleveland	L	0-21
At Philadelphia	L	6-21
At Chicago Bears	W	16-7
At Detroit	L	0-26
At Green Bay	L	14-33
At Washington	L	21-24
At Pittsburgh	L	0-23
Vs. Cleveland	L	21-35
Vs. Chicago Bears	L	20-28
Home: 0-3. Away: 1-6.		98-228

**▲1946 (6-5)****Head Coach Jimmy Conzelman**

Sept. 20	At Pittsburgh	L	7-14
Sept. 30	Vs. Detroit	W	34-14
Oct. 6	Vs. Chicago Bears	L	17-34
Oct. 13	At Detroit	W	36-14
Oct. 20	At New York	L	24-28
Oct. 27	Vs. Los Angeles	W	34-10
Nov. 3	At Boston	W	28-14
Nov. 10	Vs. Green Bay	L	7-19
Nov. 17	At Los Angeles	L	14-17
Nov. 24	At Green Bay	W	24-6
Dec. 1	At Chicago Bears	W	35-28
Home: 2-2. Away: 4-3.			260-198

**▲1947 (9-3)****Head Coach Jimmy Conzelman**

Sept. 28	Vs. Detroit	W	45-21
Oct. 5	Vs. Chicago Bears	W	31-7
Oct. 12	At Green Bay	W	14-10
Oct. 19	At Los Angeles	L	7-27
Oct. 26	Vs. Boston	W	27-7
Nov. 2	Vs. Los Angeles	W	17-10
Nov. 9	At Detroit	W	17-7
Nov. 16	Vs. Green Bay	W	21-20
Nov. 23	At Washington	L	21-45
Nov. 30	At New York	L	31-35
Dec. 7	At Philadelphia	W	45-21
Dec. 14	At Chicago Bears	W	30-21
Home: 5-0. Away: 4-3.			306-231

**▲1948 (11-1)****Head Coach Jimmy Conzelman**

Sept. 24	Vs. Philadelphia	W	21-14
Oct. 4	Vs. Chicago Bears	L	17-28
Oct. 10	At Green Bay	W	17-7
Oct. 17	At New York	W	63-35
Oct. 24	Vs. Boston	W	49-27
Oct. 31	At Los Angeles	W	27-22
Nov. 7	Vs. Detroit	W	56-20
Nov. 14	At Pittsburgh	W	24-7
Nov. 21	Vs. Los Angeles	W	27-24
Nov. 25	At Detroit	W	28-14
Dec. 5	Vs. Green Bay	W	42-7
Dec. 12	At Chicago Bears	W	24-21
Home: 4-1. Away: 7-0.			395-226

**▲1949 (6-5-1)****Head Coach Buddy Parker****Head Coach Phil Handler (6 games)**

Sept. 26	Vs. Washington	W	38-7
Oct. 2	Vs. Chicago Bears	L	7-17
Oct. 8	At Philadelphia	L	3-28
Oct. 16	At Green Bay	W	39-17
Oct. 23	Vs. Detroit	L	7-24
Oct. 30	Vs. N.Y. Giants	L	38-41
Nov. 6	At Detroit	W	42-19
Nov. 13	At N.Y. Bulldogs	W	65-20
Nov. 20	Vs. Los Angeles	T	28-28
Nov. 27	Vs. Green Bay	W	41-21
Dec. 4	At Los Angeles	W	31-27
Dec. 11	At Chicago Bears	L	21-52
Home: 2-3-1. Away: 4-2.			360-301

**▲1950 (5-7)****Head Coach Curly Lambeau**

Sept. 24	Vs. Philadelphia	L	7-45
Oct. 2	Vs. Baltimore	W	55-13
Oct. 8	At Chicago Bears	L	6-27
Oct. 15	At Cleveland	L	24-34
Oct. 22	At Washington	W	38-28
Oct. 29	Vs. N.Y. Giants	W	17-3
Nov. 5	Vs. Cleveland	L	7-10
Nov. 12	At N.Y. Giants	L	21-51
Nov. 19	At Philadelphia	W	14-10
Nov. 23	Vs. Pittsburgh	L	17-28
Dec. 3	Vs. Chicago Bears	W	20-10
Dec. 10	At Pittsburgh	L	7-28
Home: 3-3. Away: 2-4.			233-287

*(All-Time Results continued on page 180)*

(All-Time Results continued from page 179)

**▲ 1951 (3-9)**

Head Coach **Curly Lambeau**

Sept. 30	Vs. Philadelphia	L	14-17
Oct. 7	Vs. Chicago Bears	W	28-14
Oct. 14	At N.Y. Giants	L	17-28
Oct. 21	At Washington	L	3-7
Oct. 28	Vs. Pittsburgh	L	14-28
Nov. 4	Vs. Cleveland	L	17-34
Nov. 11	At Los Angeles	L	21-45
Nov. 18	At San Francisco	W	27-21
Nov. 25	Vs. N.Y. Giants	L	0-10
Dec. 2	At Cleveland	L	28-49
Dec. 9	Vs. Washington	L	17-20
Dec. 16	At Chicago Bears	W	24-14
Home: 1-5, Away: 2-4			210-287

**▲ 1952 (4-8)**

Head Coach **Joe Kuharich**

Sept. 29	Vs. Washington	L	7-23
Oct. 5	Vs. Chicago Bears	W	21-10
Oct. 12	At Washington	W	17-6
Oct. 19	At New York	W	24-23
Oct. 26	Vs. Pittsburgh	L	28-34
Nov. 2	Vs. New York	L	6-28
Nov. 9	At Cleveland	L	13-28
Nov. 16	At Philadelphia	L	7-10
Nov. 23	At Pittsburgh	L	14-17
Nov. 30	Vs. Philadelphia	W	28-22
Dec. 7	Vs. Cleveland	L	0-10
Dec. 14	At Chicago Bears	L	7-10
Home: 2-4, Away: 2-4			172-221

**▲ 1953 (1-10-1)**

Head Coach **Joe Stydahar**

Sept. 27	Vs. Washington	L	13-24
Oct. 4	Vs. Cleveland	L	7-27
Oct. 11	At Pittsburgh	L	28-31
Oct. 18	At New York	L	7-21
Oct. 25	Vs. Philadelphia	L	17-56
Nov. 1	Vs. New York	L	20-23
Nov. 8	At Washington	L	17-28
Nov. 15	Vs. Los Angeles	T	24-24
Nov. 21	At Philadelphia	L	0-38
Nov. 29	At Cleveland	L	16-27
Dec. 6	Vs. Pittsburgh	L	17-21
Dec. 13	At Chicago Bears	W	24-17
Home: 0-5-1, Away: 1-5			190-337

**▲ 1954 (2-10)**

Head Coach **Joe Stydahar**

Sept. 26	Vs. New York	L	10-41
Oct. 3	Vs. Philadelphia	L	16-35
Oct. 10	At Cleveland	L	7-31
Oct. 17	At New York	L	17-31
Oct. 24	Vs. Cleveland	L	3-35
Oct. 31	Vs. Pittsburgh	W	17-14
Nov. 7	At Philadelphia	L	14-30
Nov. 14	At Los Angeles	L	17-28
Nov. 21	Vs. Washington	W	38-16
Nov. 28	At Pittsburgh	L	17-20
Dec. 5	Vs. Chicago Bears	L	7-29
Dec. 12	At Washington	L	20-37
Home: 2-4, Away: 0-6			183-347

**▲ 1955 (4-7-1)**

Head Coach **Ray Richards**

Sept. 26	At Pittsburgh	L	7-14
Oct. 2	Vs. New York	W	28-17
Oct. 9	At Washington	W	24-10
Oct. 16	At New York	L	0-10
Oct. 23	Vs. Philadelphia	T	24-24
Oct. 30	Vs. Cleveland	L	20-26
Nov. 5	Vs. Pittsburgh	W	27-13
Nov. 13	At Green Bay	L	14-31
Nov. 20	Vs. Washington	L	0-31
Nov. 27	Vs. Chicago Bears	W	53-14
Dec. 4	At Philadelphia	L	3-27
Dec. 11	At Cleveland	L	24-35
Home: 3-2-1, Away: 1-5			224-252

**▲ 1956 (7-5)**

Head Coach **Ray Richards**

Sept. 30	Vs. Cleveland	W	9-7
Oct. 7	Vs. New York	W	35-27
Oct. 14	At Washington	W	31-3
Oct. 21	At Philadelphia	W	20-6
Oct. 28	Vs. Washington	L	14-17
Nov. 4	Vs. Philadelphia	W	28-17
Nov. 11	At New York	L	10-23
Nov. 18	At Pittsburgh	L	7-14
Nov. 25	Vs. Pittsburgh	W	38-27
Dec. 2	Vs. Green Bay	L	21-24
Dec. 9	At Chicago Bears	L	3-10
Dec. 16	At Cleveland	W	24-7
Home: 4-2, Away: 3-3			240-182

**▲ 1957 (3-9)**

Head Coach **Ray Richards**

Sept. 29	At San Francisco	W	20-10
Oct. 6	Vs. Washington	L	14-37
Oct. 13	At Pittsburgh	L	20-29
Oct. 20	At Washington	W	44-14
Oct. 27	Vs. Cleveland	L	7-17
Nov. 3	Vs. Philadelphia	L	21-38
Nov. 10	At New York	L	14-27
Nov. 24	Vs. New York	L	21-28
Dec. 1	At Cleveland	L	0-31
Dec. 8	Vs. Chicago Bears	L	6-14
Dec. 15	At Philadelphia	W	31-27
Dec. 22	Vs. Pittsburgh	L	2-27
Home: 0-6, Away: 3-3			200-299

**▲ 1958 (2-9-1)**

Head Coach **Frank "Pop" Ivy**

Sept. 28	Vs. New York	L	7-37
Oct. 4	Vs. Washington	W	37-10
Oct. 12	At Cleveland	L	28-35
Oct. 19	At New York	W	23-6
Oct. 26	Vs. Cleveland	L	24-38
Nov. 2	Vs. Philadelphia	T	21-21
Nov. 9	At Washington	L	31-45
Nov. 16	At Philadelphia	L	21-49
Nov. 23	Vs. Pittsburgh	L	20-27
Nov. 30	Vs. Los Angeles	L	14-20
Dec. 7	At Chicago Bears	L	14-30
Dec. 13	At Pittsburgh	L	21-38
Home: 1-4-1, Away: 1-5			261-356



**▲ 1959 (2-10)**

(Final season in Chicago)

Head Coach Frank "Pop" Ivy

Sept. 27	Washington	W	49-21
Oct. 4	Cleveland	L	7-34
Oct. 11	At Washington	L	14-23
Oct. 18	At Cleveland	L	7-17
Oct. 25	Philadelphia	L	24-28
Nov. 1	Pittsburgh	W	45-24
Nov. 8	At New York	L	3-9
Nov. 15	At Philadelphia	L	17-27
Nov. 22	At New York (Mpls.)	L	20-30
Nov. 29	Chicago Bears	L	7-31
Dec. 6	At Detroit	L	21-45
Dec. 13	At Pittsburgh	L	20-35
Home:	2-3	Away:	0-7
			234-324

**▲ 1960 (5-6-1)**

(Final season in St. Louis)

Head Coach Frank "Pop" Ivy

Sept. 23	At L.A. Rams	W	43-21	47,448
Oct. 2	N.Y. Giants	L	14-35	26,089
Oct. 9	At Philadelphia	L	27-31	33,701
Oct. 16	At Pittsburgh	L	14-27	22,971
Oct. 23	Dallas	W	12-10	23,128
Oct. 30-	At N.Y. Giants	L	12-13	58,516
Nov. 6	Washington	W	44-7	22,458
Nov. 13	At Cleveland	L	27-28	49,192
Nov. 20	At Washington	W	26-14	23,848
Nov. 27	Cleveland	T	17-17	26,146
Dec. 4	Philadelphia	L	6-20	21,358
Dec. 18	Pittsburgh	W	38-7	20,840
			280-230	

Home: 3-2-1 (140,019) Away: 3-3 (235,676)

**▲ 1961 (7-7)**

Head Coach Frank "Pop" Ivy

Sept. 17	At N.Y. Giants	W	21-10	58,059
Sept. 24	At Cleveland	L	17-20	50,443
Oct. 1	At Philadelphia	W	30-27	59,399
Oct. 8	N.Y. Giants	L	9-24	23,713
Oct. 15	Philadelphia	L	7-20	20,262
Oct. 22	At Washington	W	24-0	28,037
Oct. 29	Cleveland	L	10-21	26,696
Nov. 5	At Dallas	W	31-17	20,500
Nov. 12	Detroit	L	14-45	20,320
Nov. 19	At Baltimore	L	0-16	56,112
Nov. 26	At Pittsburgh	L	27-30	17,090
Dec. 3	Washington	W	38-24	16,204
Dec. 10	Dallas	W	31-13	15,384
Dec. 17	Pittsburgh	W	20-0	16,298
			279-267	

Home: 3-4 (138,877) Away: 4-3 (289,640)

**▲ 1962 (4-9-1)**

Head Coach Wally Lemm

Sept. 16	At Philadelphia	W	27-21	58,910
Sept. 23	At Green Bay	L	0-17	44,885
Sept. 30	At Washington	L	14-24	37,419
Oct. 7	N.Y. Giants	L	14-31	20,327
Oct. 14	Washington	T	17-17	18,104
Oct. 21	Cleveland	L	7-34	23,256
Oct. 28	At Dallas	W	28-24	16,027
Nov. 4	At N.Y. Giants	L	28-31	62,775
Nov. 11	Pittsburgh	L	17-26	20,264
Nov. 18	At Cleveland	L	14-38	41,815
Nov. 25	San Francisco	L	17-24	17,532
Dec. 2	At Pittsburgh	L	7-19	17,265
Dec. 9	Dallas	W	52-20	14,102
Dec. 16	Philadelphia	W	45-35	14,989
			287-287	

Home: 2-4-1 (128,574) Away: 2-5 (279,096)

**■ 1963 (9-5)**

Head Coach Wally Lemm

Sept. 14	At Dallas	W	34-7	36,432
Sept. 22	At Philadelphia	W	28-24	60,671
Sept. 29	At Pittsburgh	L	10-23	28,225
Oct. 6	At Minnesota	W	56-14	30,220
Oct. 13	Pittsburgh	W	24-23	23,715
Oct. 20	Green Bay	L	7-30	32,224
Oct. 27	At Washington	W	21-7	46,921
Nov. 3	N.Y. Giants	L	21-38	29,482
Nov. 10	Washington	W	24-20	18,197
Nov. 17	At Cleveland	W	20-14	75,232
Nov. 24	At N.Y. Giants	W	24-17	62,992
Dec. 1	Cleveland	L	10-24	32,531
Dec. 8	Philadelphia	W	32-14	15,979
Dec. 15	Dallas	L	24-28	12,695
			341-283	

Home: 3-4 (164,823) Away: 6-1 (340,693)

Non-advancing Playoff Bowl between second-place teams

Jan. 3, '65	Vs. Green Bay	W	24-17	56,218
	(at Miami)			

**▲ 1964 (9-3-2)**

Head Coach Wally Lemm

Sept. 12	At Dallas	W	16-6	36,605
Sept. 20	At Cleveland	T	33-33	76,954
Sept. 27	At San Francisco	W	23-13	30,969
Oct. 4	At Washington	W	23-17	49,219
Oct. 12	At Baltimore	L	27-47	60,213
Oct. 18	Washington	W	38-24	23,748
Oct. 25	Dallas	L	13-31	28,253
Nov. 1	At N.Y. Giants	L	17-34	63,072
Nov. 8	Pittsburgh	W	34-30	28,245
Nov. 15	N.Y. Giants	T	10-10	29,608
Nov. 22	At Philadelphia	W	38-13	60,671
Nov. 29	At Pittsburgh	W	21-20	27,807
Dec. 6	Cleveland	W	28-19	31,585
Dec. 13	Philadelphia	W	36-34	24,636
			357-331	

Home: 4-4-1 (166,075) Away: 5-2-1 (405,510)

*(All-Time Results continued on page 182)*



(All-Time Results continued from page 181)

**▲ 1965 (5-9)**

**Head Coach Wally Lemm**

Sept. 19	At Philadelphia	L	27-34	54,260
Sept. 26	At Cleveland	W	49-13	80,161
Oct. 4	Dallas	W	20-13	32,034
Oct. 10	At Washington	W	37-16	50,205
Oct. 17	At Pittsburgh	W	20-7	31,085
Oct. 24	Washington	L	20-24	32,228
Oct. 31	At N.Y. Giants	L	10-14	62,807
Nov. 7	Pittsburgh	W	21-17	31,899
Nov. 14	At Chicago	L	13-34	45,663
Nov. 21	N.Y. Giants	L	15-28	31,704
Nov. 28	Philadelphia	L	24-28	28,706
Dec. 5	L.A. Rams	L	3-27	27,943
Dec. 11	At Dallas	L	13-27	38,499
Dec. 19	Cleveland	L	24-27	29,348
			<u>296-309</u>	

Home: 2-5 (213,862). Away: 3-4 (362,680).

**▲ 1966 (8-5-1)**

**Head Coach Charley Winner**

Sept. 11	Philadelphia	W	16-13	39,065
Sept. 18	Washington	W	23-7	40,198
Sept. 25	At Cleveland	W	34-28	74,814
Oct. 2	At Philadelphia	W	41-10	59,305
Oct. 9	N.Y. Giants	W	24-19	43,893
Oct. 16	Dallas	T	10-10	50,673
Oct. 23	At Washington	L	20-26	50,154
Oct. 31	Chicago	W	24-17	49,516
Nov. 6	At N.Y. Giants	W	20-17	62,967
Nov. 13	At Pittsburgh	L	9-30	28,552
Nov. 27	Pittsburgh	W	6-3	46,099
Dec. 4	At Dallas	L	17-31	76,965
Dec. 11	At Atlanta	L	10-16	57,169
Dec. 17	Cleveland	L	10-38	47,721
			<u>264-265</u>	

Home: 5-1-1 (317,166). Away: 3-4 (409,926).

**▲ 1967 (6-7-1)**

**Head Coach Charley Winner**

Sept. 17	N.Y. Giants	L	20-37	40,801
Sept. 24	At Pittsburgh	W	28-14	45,579
Oct. 1	Detroit	W	38-28	43,821
Oct. 8	At Minnesota	W	34-24	40,017
Oct. 15	At Cleveland	L	16-20	77,813
Oct. 22	Philadelphia	W	48-14	46,562
Oct. 30	Green Bay	L	23-31	49,792
Nov. 5	At Washington	W	27-21	50,480
Nov. 12	Pittsburgh	T	14-14	46,994
Nov. 19	At Chicago	L	3-30	47,417
Nov. 23	At Dallas	L	21-46	68,787
Dec. 3	New Orleans	W	31-20	41,171
Dec. 10	Cleveland	L	16-20	47,782
Dec. 17	At N.Y. Giants	L	14-37	62,955
			<u>333-356</u>	

Home: 3-3-1 (316,923). Away: 3-4 (404,395).

**▲ 1968 (9-4-1)**

**Head Coach Charley Winner**

Sept. 16	L.A. Rams	L	13-24	49,757
Sept. 22	At San Francisco	L	17-35	27,557
Sept. 29	At New Orleans	W	21-20	79,021
Oct. 6	Dallas	L	10-27	48,296
Oct. 13	At Cleveland	W	27-21	79,349
Oct. 20	Washington	W	41-14	46,456
Oct. 27	New Orleans	W	31-17	45,476
Nov. 3	At Philadelphia	W	45-17	59,208
Nov. 10	Pittsburgh	T	28-28	45,432
Nov. 17	At Baltimore	L	0-27	60,238
Nov. 24	Atlanta	W	17-12	43,246
Dec. 1	At Pittsburgh	W	20-10	22,682
Dec. 6	At N.Y. Giants	W	28-21	62,709
Dec. 14	Cleveland	W	27-16	39,746
			<u>325-289</u>	

Home: 4-2-1 (318,409). Away: 5-2 (390,764).

**▲ 1969 (4-9-1)**

**Head Coach Charley Winner**

Sept. 21	At Dallas	L	3-24	62,134
Sept. 28	Chicago	W	20-17	50,039
Oct. 5	At Pittsburgh	W	27-14	45,011
Oct. 12	At Washington	L	17-33	50,481
Oct. 19	Minnesota	L	10-27	49,430
Oct. 26	At Cleveland	T	21-21	81,186
Nov. 2	New Orleans	L	42-51	46,718
Nov. 9	N.Y. Giants	W	42-17	49,194
Nov. 16	At Detroit	L	0-20	51,749
Nov. 23	Philadelphia	L	30-34	45,512
Nov. 30	Pittsburgh	W	47-10	43,721
Dec. 7	At N.Y. Giants	L	6-49	62,973
Dec. 14	Cleveland	L	21-27	44,924
Dec. 21	At Green Bay	L	28-45	50,861
			<u>314-389</u>	

Home: 3-4 (329,538). Away: 1-5-1 (404,395).

**▲ 1970 (8-5-1)**

**Head Coach Charley Winner**

Sept. 18	At L.A. Rams	L	13-34	63,130
Sept. 27	Washington	W	27-17	44,246
Oct. 4	Dallas	W	20-7	50,780
Oct. 11	New Orleans	W	24-17	45,294
Oct. 18	At Philadelphia	W	35-20	59,002
Oct. 25	At N.Y. Giants	L	17-35	62,984
Nov. 1	Houston	W	44-0	47,911
Nov. 8	Boston	W	31-0	46,466
Nov. 16	At Dallas	W	38-0	69,323
Nov. 22	At Kansas City	T	6-6	50,711
Nov. 29	Philadelphia	W	23-14	46,581
Dec. 6	At Detroit	L	3-16	56,362
Dec. 13	N.Y. Giants	L	17-34	50,845
Dec. 20	At Washington	L	27-28	50,415
			<u>325-228</u>	

Home: 6-1 (332,123). Away: 2-4-1 (411,927).

**▲ 1971 (4-9-1)****Head Coach Bob Holloway**

Sept. 19	Washington	L	17-24	46,805
Sept. 27	N.Y. Jets	W	17-10	50,358
Oct. 3	N.Y. Giants	L	20-21	49,571
Oct. 10	At Atlanta	W	26-9	58,850
Oct. 17	At Washington	L	0-20	53,041
Oct. 24	San Francisco	L	14-26	50,419
Oct. 31	At Buffalo	W	28-23	40,040
Nov. 7	Dallas	L	13-16	50,486
Nov. 15	At San Diego	L	17-20	46,486
Nov. 21	Philadelphia	L	20-37	48,658
Nov. 28	At N.Y. Giants	W	24-7	62,878
Dec. 5	Green Bay	T	16-16	50,443
Dec. 12	At Philadelphia	L	7-19	65,358
Dec. 18	At Dallas	L	12-31	66,672

231-279

Home: 1-5-1 (346,740). Away: 3-4 (393,325).

**▲ 1972 (4-9-1)****Head Coach Bob Holloway**

Sept. 17	At Baltimore	W	10-3	53,652
Sept. 24	At Washington	L	10-24	53,039
Oct. 1	Pittsburgh	L	19-25	49,140
Oct. 8	At Minnesota	W	19-17	49,687
Oct. 15	Washington	L	3-33	50,454
Oct. 22	At N.Y. Giants	L	21-27	62,756
Oct. 29	Chicago	L	10-27	50,464
Nov. 5	At Philadelphia	T	6-6	65,720
Nov. 12	At Dallas	L	24-33	65,218
Nov. 19	N.Y. Giants	L	7-13	48,014
Nov. 27	At Miami	L	10-31	80,010
Dec. 3	Dallas	L	6-27	49,878
Dec. 10	L.A. Rams	W	24-14	36,873
Dec. 17	Philadelphia	W	24-23	34,872

193-303

Home: 2-5 (319,604). Away: 2-4-1 (430,082).

**▲ 1973 (4-9-1)****Head Coach Don Coryell**

Sept. 16	At Philadelphia	W	34-23	61,103
Sept. 23	Washington	W	34-27	50,316
Sept. 30	At Dallas	L	10-45	64,729
Oct. 7	Oakland	L	10-17	49,051
Oct. 14	Philadelphia	L	24-27	44,400
Oct. 21	At Washington	L	13-31	54,381
Oct. 28	N.Y. Giants	W	35-27	47,589
Nov. 4	Denver	T	17-17	46,565
Nov. 11	At Green Bay	L	21-25	52,922
Nov. 18	At N.Y. Giants	L	13-24	65,795
Nov. 25	At Cincinnati	L	24-42	50,918
Dec. 2	Detroit	L	16-20	44,982
Dec. 9	At Atlanta	W	32-10	48,030
Dec. 16	Dallas	L	3-30	43,946

286-365

Home: 2-4-1 (326,849). Away: 2-5 (397,878).

**▲ 1974 (10-4)****Head Coach Don Coryell**

Sept. 15	Philadelphia	W	7-3	40,322
Sept. 22	At Washington	W	17-10	53,381
Sept. 29	Cleveland	W	29-7	43,472
Oct. 6	At San Francisco	W	34-9	48,675
Oct. 13	Dallas	W	31-28	49,885
Oct. 20	At Houston	W	31-27	26,371
Oct. 27	Washington	W	23-20	49,410
Nov. 3	At Dallas	L	14-17	64,146
Nov. 11	Minnesota	L	24-28	50,184
Nov. 17	At Philadelphia	W	13-3	61,982
Nov. 24	At N.Y. Giants	W	23-21	49,915
Dec. 1	Kansas City	L	13-17	41,863
Dec. 8	At New Orleans	L	0-14	57,152
Dec. 15	N.Y. Giants	W	26-14	47,414

285-218

Home: 5-2 (322,549). Away: 5-2 (361,622).

Dec. 21 At Minnesota\* L 14-30 44,626

\*NFC Divisional Playoff

**▲ 1975 (11-3)****Head Coach Don Coryell**

Sept. 21	Atlanta	W	23-20	42,172
Sept. 28	At Dallas (OT)	L	31-37	52,417
Oct. 5	N.Y. Giants	W	26-14	44,919
Oct. 13	At Washington	L	17-27	54,693
Oct. 19	Philadelphia	W	31-20	45,242
Oct. 25	At N.Y. Giants	W	20-13	49,598
Nov. 2	New England	W	24-17	45,907
Nov. 9	At Philadelphia	W	24-23	60,277
Nov. 16	Washington (OT)	W	20-17	49,919
Nov. 23	At N.Y. Jets	W	37-6	53,169
Nov. 27	Buffalo	L	14-32	41,899
Dec. 7	Dallas	W	31-17	49,701
Dec. 14	At Chicago	W	34-20	35,052
Dec. 21	At Detroit	W	24-13	64,656

356-276

Home: 6-1 (319,759). Away: 5-2 (369,862).

Dec. 27 At L.A. Rams\* L 23-35 72,650

\*NFC Divisional Playoff

**▲ 1976 (10-4)****Head Coach Don Coryell**

Sept. 12	At Seattle	W	30-24	58,441
Sept. 19	Green Bay	W	29-0	48,842
Sept. 26	At San Diego	L	24-43	40,212
Oct. 3	N.Y. Giants	W	27-21	48,039
Oct. 10	Philadelphia	W	31-14	44,933
Oct. 17	Dallas	W	21-17	50,317
Oct. 25	At Washington	L	10-20	48,325
Oct. 31	San Francisco (OT)	W	23-20	50,365
Nov. 7	At Philadelphia	W	17-14	60,760
Nov. 14	At L.A. Rams	W	30-28	64,698
Nov. 21	Washington	L	10-16	49,833
Nov. 25	At Dallas	L	14-19	62,498
Dec. 4	Baltimore	W	24-17	48,282
Dec. 12	At N.Y. Giants	W	17-14	60,553

309-267

Home: 6-1 (340,671). Away: 4-3 (395,487).

**(All-Time Results continued on page 184)**

(All-Time Results continued from page 183)

▲ 1977 (7-7)

Head Coach Don Coryell

Sept. 18	At Denver	L	0-7	75.002
Sept. 25	Chicago	W	16-13	49.878
Oct. 2	At Washington	L	14-24	55.031
Oct. 9	Dallas	L	24-30	50.129
Oct. 16	At Philadelphia	W	21-17	64.535
Oct. 23	New Orleans	W	49-31	48.417
Oct. 31	N.Y. Giants	W	28-0	50.323
Nov. 6	At Minnesota	W	27-7	47.066
Nov. 14	At Dallas	W	24-17	63.038
Nov. 20	Philadelphia	W	21-16	48.768
Nov. 24	Miami	L	14-55	50.269
Dec. 4	At N.Y. Giants	L	7-27	71.826
Dec. 10	Washington	L	20-26	36.067
Dec. 18	At Tampa Bay	L	7-17	56.922

272-287

Home: 4-3 (333,851). Away: 3-4 (430,420)

▲ 1978 (6-10)

Head Coach Bud Wilkinson

Sept. 3	At Chicago	L	10-17	52.791
Sept. 10	New England	L	6-16	48.233
Sept. 17	Washington	L	10-28	49.282
Sept. 24	At Dallas	L	12-21	62.760
Oct. 1	At Miami	L	10-24	43.882
Oct. 8	Baltimore	L	17-30	47.479
Oct. 15	Dallas (OT)	L	21-24	48.991
Oct. 22	At N.Y. Jets	L	10-23	49,244
Oct. 29	At Philadelphia	W	16-10	62.989
Nov. 5	N.Y. Giants	W	20-10	48.820
Nov. 12	At San Francisco	W	16-10	33.155
Nov. 19	At Washington	W	27-17	52.460
Nov. 26	Philadelphia	L	10-14	39.693
Dec. 3	Detroit	W	21-14	39.200
Dec. 10	At N.Y. Giants	L	0-17	52.226
Dec. 17	Atlanta	W	42-21	40.022

248-296

Home: 3-5 (361,720). Away: 3-5 (409,507)

▲ 1979 (5-11)

Head Coach Bud Wilkinson (13 games)

Head Coach Larry Wilson (3 games)

Sept. 2	Dallas	L	21-22	50.855
Sept. 9	At N.Y. Giants	W	27-14	71.370
Sept. 16	Pittsburgh	L	21-24	50.416
Sept. 23	Washington	L	7-17	50.680
Sept. 30	At L.A. Rams	L	0-21	48.160
Oct. 7	At Houston	W	24-17	53,043
Oct. 14	Philadelphia	L	20-24	48.367
Oct. 21	At Dallas	L	13-22	64,300
Oct. 28	Cleveland	L	20-38	47.845
Nov. 4	Minnesota	W	37-7	47.213
Nov. 11	At Washington	L	28-30	50.868
Nov. 18	At Philadelphia	L	13-16	70.235
Nov. 25	At Cincinnati	L	28-34	25.103
Dec. 2	San Francisco	W	13-10	41.593
Dec. 9	N.Y. Giants	W	29-20	39.802
Dec. 16	At Chicago	L	6-42	42.810

307-358

Home: 3-5 (376,771). Away: 2-6 (425,889)

▲ 1980 (5-11)

Head Coach Jim Hanifan

Sept. 7	N.Y. Giants	L	35-41	48.122
Sept. 14	At San Francisco	L	21-24	49.999
Sept. 21	At Detroit	L	7-20	80.027
Sept. 28	Philadelphia	W	24-14	49,079
Oct. 5	At New Orleans	W	40-7	56.388
Oct. 12	L.A. Rams	L	13-21	50.230
Oct. 19	At Washington	L	0-23	51,060
Oct. 26	At Baltimore	W	17-10	33,506
Nov. 2	Dallas	L	24-27	50,701
Nov. 9	Atlanta	L	27-33	48.662
Nov. 16	At Dallas	L	21-31	52.567
Nov. 23	Kansas City	L	13-21	42.871
Nov. 30	At N.Y. Giants	W	23-7	65.852
Dec. 7	Detroit	W	24-23	46.966
Dec. 14	At Philadelphia	L	3-17	68,969
Dec. 21	Washington	L	7-31	35.942

299-350

Home: 2-6 (373,573). Away: 3-5 (447,368)

▲ 1981 (7-9)

Head Coach Jim Hanifan

Sept. 5	Miami	L	7-20	50.351
Sept. 13	At Dallas	L	17-30	63.602
Sept. 20	Washington	W	40-30	50.182
Sept. 27	At Tampa Bay	L	10-30	65.850
Oct. 4	Dallas	W	20-17	49.777
Oct. 11	At N.Y. Giants	L	14-34	67.128
Oct. 18	At Atlanta	L	20-41	51,428
Oct. 25	Minnesota	W	30-17	48,039
Nov. 1	At Washington	L	21-42	50.643
Nov. 8	Philadelphia	L	10-52	48.421
Nov. 15	Buffalo	W	24-0	46.214
Nov. 22	At Baltimore	W	35-24	24.784
Nov. 29	At New England	W	27-20	39.946
Dec. 6	New Orleans	W	30-3	46.923
Dec. 13	N.Y. Giants	L	10-20	47.358
Dec. 20	Philadelphia	L	0-38	56,656

315-408

Home: 5-3 (384,675). Away: 2-6 (420,037)

▲ 1982 (5-4)

Head Coach Jim Hanifan

Sept. 12	At New Orleans	W	27-7	58.673
Sept. 19	Dallas	L	7-24	50.705
Nov. 21	San Francisco	L	20-31	38,064
Nov. 28	At Atlanta	W	23-20	33,411
Dec. 5	At Philadelphia	W	23-20	63,622
Dec. 12	Washington	L	7-12	35,308
Dec. 19	At Chicago	W	10-7	43,270
Dec. 26	N.Y. Giants	W	24-21	39,824
Jan. 2	At Washington	L	0-28	52,554

135-170

Home: 1-3 (163,901). Away: 4-1 (251,530)

First Round Super Bowl Tournament

Jan. 8	At Green Bay	L	16-41	54.282
--------	--------------	---	-------	--------

**▲ 1983 (8-7-1)****Head Coach Jim Hanifan**

Sept 4	At New Orleans	L	17-28	65,225
Sept 11	Dallas	L	17-34	48,532
Sept 18	San Francisco	L	27-42	38,130
Sept 25	At Philadelphia	W	14-11	64,465
Oct. 2	At Kansas City	L	14-38	58,975
Oct. 9	Washington	L	14-38	42,698
Oct. 16	At Tampa Bay	W	34-27	48,224
Oct. 24	N.Y. Giants	T	20-20	45,630
Oct. 30	Minnesota	W	41-31	38,796
Nov. 6	At Washington	L	7-45	51,380
Nov. 13	Seattle	W	33-28	33,280
Nov. 20	San Diego	W	44-14	40,644
Nov. 24	At Dallas	L	17-35	60,764
Dec. 4	At N.Y. Giants	W	10-6	25,156
Dec. 11	At L.A. Raiders	W	34-24	32,111
Dec. 18	Philadelphia	W	31-7	21,902

374-428

Home: 4-3-1 (309,612). Away: 4-4 (406,300)

**▲ 1984 (9-7)****Head Coach Jim Hanifan**

Sept. 2	At Green Bay	L	23-24	53,738
Sept 9	Buffalo	W	37-7	35,785
Sept. 16	At Indianapolis	W	34-33	60,274
Sept. 23	At New Orleans	L	24-34	58,723
Sept. 30	Miami	L	28-36	46,991
Oct. 7	At Dallas	W	31-20	61,438
Oct. 14	Chicago	W	38-21	49,554
Oct. 21	Washington	W	26-24	50,262
Oct. 28	At Philadelphia	W	34-14	54,310
Nov. 4	L.A. Rams	L	13-16	51,010
Nov. 11	Dallas	L	17-24	48,721
Nov. 18	At N.Y. Giants	L	10-16	73,428
Nov. 25	Philadelphia	W	17-16	39,858
Dec. 2	At New England	W	33-10	53,558
Dec. 9	N.Y. Giants	W	31-21	49,973
Dec. 16	At Washington	L	27-29	54,299

423-345

Home: 5-3 (327,154). Away: (469,768)

**▲ 1985 (5-11)****Head Coach Jim Hanifan**

Sept. 8	At Cleveland (OT)	W	27-24	62,107
Sept 15	Cincinnati	W	41-27	46,321
Sept. 22	At N.Y. Giants	L	17-27	74,987
Sept. 29	Green Bay	W	43-28	48,598
Oct. 7	At Washington	L	10-27	53,134
Oct. 13	At Philadelphia	L	7-30	48,186
Oct. 20	At Pittsburgh	L	10-23	56,478
Oct. 27	Houston	L	10-20	43,190
Nov. 4	Dallas	W	21-10	49,337
Nov. 10	At Tampa Bay	L	0-16	34,736
Nov. 17	Philadelphia	L	14-24	39,032
Nov. 24	N.Y. Giants	L	3-34	41,248
Nov. 28	At Dallas	L	17-35	54,125
Dec. 8	New Orleans	W	28-16	29,527
Dec. 15	At L.A. Rams	L	14-46	52,052
Dec. 21	Washington	L	16-27	28,090

278-414

Home: 4-4 (325,343). Away: 1-7 (435,805)

**▲ 1986 (4-11-1)****Head Coach Gene Stallings**

Sept. 7	L.A. Rams	L	10-16	40,347
Sept. 14	At Atlanta	L	13-33	46,463
Sept. 21	At Buffalo	L	10-17	65,762
Sept. 29	Dallas	L	7-31	49,077
Oct. 5	N.Y. Giants	L	6-13	40,562
Oct. 12	At Tampa Bay	W	30-19	33,307
Oct. 19	At Washington	L	21-28	53,494
Oct. 26	At Dallas	L	6-37	60,756
Nov. 2	Philadelphia	W	13-10	33,051
Nov. 9	At San Francisco	L	17-43	50,172
Nov. 16	New Orleans	L	7-16	32,069
Nov. 23	Kansas City	W	23-14	29,680
Nov. 30	Washington	L	17-20	35,637
Dec. 7	At Philadelphia	T	10-10	50,148
Dec. 14	At N.Y. Giants	L	7-27	75,261
Dec. 21	Tampa Bay	W	21-17	23,957

218-351

Home: 3-5 (284,380). Away: 1-6-1 (435,363)

**▲ 1987 (7-8)****(Final season in St. Louis)****Head Coach Gene Stallings**

Sept. 13	Dallas	W	24-13	47,241
Sept. 20	At San Diego	L	24-28	47,998
Sept. 27	Indianapolis (not played)			
Oct. 4	At Washington	L	21-28	27,728
Oct. 11	New Orleans	W	24-19	11,795
Oct. 18	At San Francisco	L	28-34	38,094
Oct. 25	At N.Y. Giants	L	7-30	74,391
Nov. 1	Philadelphia	L	23-28	24,586
Nov. 8	Tampa Bay	W	31-28	22,449
Nov. 15	L.A. Rams	L	24-27	27,730
Nov. 22	At Philadelphia	W	31-19	55,592
Nov. 29	At Atlanta	W	34-21	15,909
Dec. 6	Washington	L	17-34	31,324
Dec. 13	N.Y. Giants	W	27-24	29,623
Dec. 20	At Tampa Bay	W	31-14	32,046
Dec. 27	At Dallas	L	16-21	36,788

362-368

Home: 4-3 (194,748). Away: 3-5 (328,536)

**▲ 1988 (7-9)****(First season in Phoenix)****Head Coach Gene Stallings**

Sept. 4	At Cincinnati	L	14-21	50,404
Sept. 12	Dallas	L	14-17	67,139
Sept. 18	At Tampa Bay	W	30-24	35,034
Sept. 25	Washington	W	30-21	61,973
Oct. 2	At L.A. Rams	W	41-27	49,630
Oct. 9	Pittsburgh	W	31-14	53,278
Oct. 16	At Washington	L	17-33	54,402
Oct. 23	Cleveland	L	21-29	61,261
Oct. 30	At Dallas	W	16-10	42,196
Nov. 6	San Francisco	W	24-23	64,544
Nov. 13	N.Y. Giants	W	24-17	65,324
Nov. 20	At Houston	L	20-38	43,843
Nov. 27	At Philadelphia	L	21-31	57,918
Dec. 4	At N.Y. Giants	L	7-44	73,438
Dec. 10	Philadelphia	L	17-23	54,832
Dec. 18	Green Bay	L	17-26	44,586

344-398

Home: 4-4 (472,937). Away: 3-5 (407,065)

*(All-Time Results continued on page 186)*

▲ 1989 (5-11)

Head Coach Gene Stallings (11 games)

Head Coach Hank Kuhlmann (5 games)

Sept. 10	At Detroit	W	16-13	36,735
Sept. 17	At Seattle	W	34-24	60,444
Sept. 24	At N.Y. Giants	L	7-35	75,742
Oct. 1	San Diego	L	13-24	44,201
Oct. 8	At Washington	L	28-30	53,335
Oct. 15	Philadelphia	L	5-17	42,620
Oct. 22	Atlanta	W	34-20	33,894
Oct. 29	At Dallas	W	19-10	44,431
Nov. 5	N.Y. Giants	L	13-20	46,588
Nov. 12	Dallas	W	24-20	49,657
Nov. 19	At L.A. Rams	L	14-37	53,176
Nov. 26	Tampa Bay	L	13-14	33,297
Dec. 3	Washington	L	10-29	38,870
Dec. 10	At L.A. Raiders	L	14-16	41,785
Dec. 17	Denver	L	0-37	56,071
Dec. 24	At Philadelphia	L	14-31	43,287

258-377

Home: 2-6 (345,198). Away: 3-5 (408,935).

▲ 1990 (5-11)

Head Coach Joe Bugel

Sept. 9	At Washington	L	0-31	52,649
Sept. 16	At Philadelphia	W	23-21	64,396
Sept. 23	At New Orleans	L	7-28	61,110
Sept. 30	Washington	L	10-38	49,303
Oct. 7	Open Date			
Oct. 14	Dallas	W	20-3	45,235
Oct. 21	At N.Y. Giants	L	19-20	76,518
Oct. 28	Chicago	L	21-31	71,233
Nov. 4	At Miami	L	3-23	54,924
Nov. 11	At Buffalo	L	14-45	74,904
Nov. 18	Green Bay	L	21-24	46,878
Nov. 25	New England	W	34-14	30,110
Dec. 2	Indianapolis	W	20-17	31,885
Dec. 9	At Atlanta	W	24-13	36,222
Dec. 16	At Dallas	L	10-41	60,190
Dec. 23	N.Y. Giants	L	21-24	41,212
Dec. 29	Philadelphia	L	21-23	31,796

268-396

Home: 3-5 (347,652). Away: 2-6 (480,913).

▲ 1991 (4-12)

Head Coach Joe Bugel

Sept. 1	At L.A. Rams	W	24-14	47,069
Sept. 8	At Philadelphia	W	26-10	63,818
Sept. 15	At Washington	L	0-34	54,662
Sept. 22	Dallas	L	9-17	68,814
Sept. 29	New England	W	24-10	26,043
Oct. 6	At N.Y. Giants	L	9-20	75,891
Oct. 13	At Minnesota	L	7-34	51,209
Oct. 20	Atlanta	W	16-10	29,804
Oct. 27	Minnesota	L	0-28	45,447
Nov. 3	At Dallas	L	7-27	61,190
Nov. 10	N.Y. Giants	L	14-21	50,048
Nov. 17	At San Francisco	L	10-14	50,180
Nov. 24	Philadelphia	L	14-34	32,568
Dec. 1	Open Date			
Dec. 8	Washington	L	14-20	48,373
Dec. 15	At Denver	L	19-24	74,098
Dec. 22	New Orleans	L	3-27	30,928

196-344

Home: 2-6 (332,025). Away 2-6 (478,117).

MONDAY NIGHT RESULTS

Date	(Site) Opponent	W/L/T	Score	Attendance
Nov. 16, 1970	At Dallas	W	38-0	69,232
Sept. 27, 1971	New York Jets	W	17-10	50,358
Nov. 15, 1971	At San Diego	L	20-17	46,486
Nov. 27, 1972	At Miami	L	31-10	80,010
Nov. 11, 1974	Minnesota	L	28-24	50,183
Oct. 13, 1975	At Washington	L	27-17	54,693
Oct. 25, 1976	At Washington	L	20-10	48,325
Oct. 31, 1977	New York Giants	W	28-0	50,323
Nov. 14, 1977	At Dallas	W	24-17	63,038
Oct. 24, 1983	New York Giants	T	20-20	45,530
Oct. 7, 1985	At Washington	L	27-10	53,134
Nov. 4, 1985	Dallas	W	21-10	49,337
Sept. 29, 1986	Dallas	L	31-7	49,077
Sept. 12, 1988	Dallas	L	17-14	67,139

Home: 3-3-1 • Away: 2-5 • Overall: 5-8-1



# PRESEASON RESULTS

## ▲ 1960 (4-2)

Aug. 13	Dallas,	W	20-13	14,000
	(At San Antonio)			
Aug. 20	Detroit at Toledo	L	21-24	8,036
Aug. 26	Baltimore,	W	31-21	14,000
	(At Charleston, S.C.)			
Sept. 5	At Green Bay	L	14-35	20,668
Sept. 9	Philadelphia	W	35-14	23,666
Sept. 18	At San Francisco	W	24-17	13,021
			145-124	

Home: 1-0 (23,666). Away: 3-2 (69,725).

## ▲ 1961 (1-4)

Aug. 2	At Toronto	W	36-7	24,376
	(Vs. CFL Argonauts)			
Aug. 18	Green Bay	L	10-31	31,056
Aug. 26	Pittsburgh,	L	14-24	13,090
	(At Jacksonville, Fla.)			
Sept. 1	At Detroit	L	7-20	12,621
Sept. 9	Philadelphia,	L	0-27	13,392
	(At Hershey, Pa.)		67-109	

Home: 0-1 (31,056). Away: 1-3 (76,535).

## ▲ 1962 (1-3-1)

Aug. 11	N.Y. Giants,	T	21-21	15,000
	(At Canton, O.)			
Aug. 18	Green Bay,	L	14-21	21,622
	(At Jacksonville, Fla.)			
Aug. 25	At Minnesota	W	24-21	15,500
Sept. 1	Detroit,	L	14-19	13,319
	(At Omaha, Neb.)			
Sept. 7	Detroit	L	0-14	32,439
			73-116	

Home: 0-1 (32,439). Away: 1-2-1 (65,441).

## ▲ 1963 (2-2)

Aug. 16	San Francisco,	W	24-22	19,038
	(At Salt Lake City)			
Aug. 24	Detroit,	L	17-22	14,400
	(At Omaha, Neb.)			
Aug. 31	At Chicago Bears	W	17-14	60,884
Sept. 6	Minnesota	L	0-35	30,842
			58-93	

Home: 0-1 (30,842). Away: 2-1 (94,322).

## ▲ 1964 (3-2)

Aug. 8	Green Bay,	W	20-7	63,000
	(At New Orleans)			
Aug. 15	Minnesota,	L	10-24	10,500
	(At Atlanta)			
Aug. 21	Baltimore	W	30-21	32,069
Aug. 28	At Chicago Bears	W	7-3	50,173
Sept. 5	Washington,	L	10-17	20,642
	(At Norfolk, Va.)		77-72	

Home: 1-0 (32,069). Away: 2-2 (144,315).

## ▲ 1965 (1-3-1)

Aug. 14	Baltimore,	L	10-22	75,229
	(At New Orleans)			
Aug. 21	Washington,	L	7-13	19,000
	(At Richmond, Va.)			
Aug. 27	San Francisco	T	17-17	29,831
Sept. 3	At Chicago Bears	W	25-3	52,648
Sept. 11	At Green Bay	L	13-31	50,858
			72-86	

Home: 0-1-1 (105,060). Away: 1-2 (122,506).

## ▲ 1966 (2-3)

Aug. 6	Atlanta	W	20-10	34,303
Aug. 11	At Detroit	W	28-14	24,011
Aug. 19	Baltimore	L	7-33	28,304
Aug. 27	At L.A. Rams	L	14-32	33,172
Sept. 2	At Chicago Bears	L	20-22	58,620
			89-112	

Home: 1-1 (62,607). Away: 1-2 (115,803).

## ▲ 1967 (1-4)

Aug. 12	New Orleans,	L	14-23	28,500
	(At Shreveport, La.)			
Aug. 21	Baltimore	W	9-5	34,054
Aug. 26	Pittsburgh,	L	13-24	10,376
	(At Nashville, Tenn.)			
Sept. 1	At Chicago Bears	L	14-42	41,079
Sept. 8	Detroit	L	7-21	18,083
			57-115	

Home: 1-2 (52,137). Away: 0-2 (69,579).

## ▲ 1968 (3-2)

Aug. 9	Pittsburgh	W	24-7	26,811
Aug. 17	At Kansas City	L	10-13	47,462
Aug. 25	N.Y. Giants,	W	18-10	53,776
	(At New Haven, Conn.)			
Sept. 1	Minnesota	W	31-28	25,233
Sept. 6	At Chicago Bears	L	17-19	59,681
			100-77	

Home: 2-0 (52,044). Away: 1-2 (160,919).

## ▲ 1969 (4-2)

Aug. 9	N.Y. Jets	W	13-6	50,372
Aug. 16	Pittsburgh	W	27-13	13,815
	(At Norfolk, Va.)			
Aug. 23	Minnesota,	L	13-41	34,416
	(At Memphis, Tenn.)			
Aug. 29	Kansas City	L	21-31	48,006
Sept. 7	At San Francisco	W	21-10	32,506
Sept. 21	At Chicago Bears	W	37-31	61,227
			132-132	

Home: 1-1 (98,378). Away: 3-1 (141,965).

(Preseason Results continued on page 188)



*(Preseason Results continued from page 187)*

**▲1970 (3-2)**

Aug. 15	At Denver	L	16-26	36,327
Aug. 22	Cincinnati	W	41-20	15,864
Aug. 29	Chicago Bears	W	24-3	38,888
Sept. 5	San Diego, (At Cleveland)	L	27-38	83,043
Sept. 12	Kansas City	W	34-24	50,661
			142-111	

Home: 3-1 (188,456). Away: 0-1 (36,327).

**▲1971 (2-2-1)**

Aug. 14	Houston	W	16-14	40,993
Aug. 21	At Washington	L	13-20	40,228
Aug. 28	At Cincinnati	L	21-22	55,493
Sept. 4	At Kansas City	T	17-17	36,743
Sept. 10	Cleveland	W	27-13	46,171
			94-86	

Home: 2-0 (87,164). Away: 0-2-1 (132,464).

**▲1972 (4-2)**

Aug. 4	At Buffalo	W	27-10	38,338
Aug. 12	At Kansas City	L	14-24	78,190
Aug. 19	Denver	W	17-13	34,506
Aug. 24	At Houston	L	24-33	38,596
Sept. 2	At Green Bay	W	31-10	56,263
Sept. 9	Chicago Bears	W	33-14	48,112
			146-104	

Home: 2-0 (82,618). Away: 2-2 (211,387).

**▲1973 (2-3)**

Aug. 11	At San Diego	W	17-13	40,447
Aug. 18	At Denver	L	17-38	39,088
Aug. 25	N.Y. Jets	W	13-10	41,040
Sept. 1	At Chicago Bears	L	20-31	55,701
Sept. 7	Kansas City	L	7-16	49,486
			74-108	

Home: 1-1 (90,526). Away: 1-2 (135,236).

**▲1974 (3-4)**

July 27	Buffalo, (At Canton, O.)	W	17-13	17,286
Aug. 3	Chicago, (At Champaign, Ill.)	W	10-0	12,877
Aug. 10	Green Bay, (At Milwaukee)	L	0-13	43,000
Aug. 17	San Diego, (At Seattle)	W	48-14	5,383
Aug. 23	N.Y. Jets	L	7-20	39,643
Aug. 31	Minnesota	L	10-14	38,040
Sept. 6	At Kansas City	L	16-31	46,067
			21-99	

Home: 2-2 (113,229). Away: 0-2 (89,067).

**▲1975 (3-3)**

Aug. 9	At Kansas City	W	10-3	40,081
Aug. 16	N.Y. Jets	L	13-14	41,265
Aug. 23	Chicago, (At Champaign, Ill.)	L	13-14	19,127
Aug. 30	San Diego	W	14-9	37,468
Sept. 6	At Minnesota	W	13-6	46,975
Sept. 14	At Denver	L	17-21	45,631
			80-67	

Home: 1-1 (78,733). Away: 2-2 (15,814).

**▲1976 (4-2)**

July 31	N.Y. Jets	W	13-12	16,168
Aug. 7	Oakland, (At Tempe, Ariz.)	L	9-20	33,216
Aug. 16	San Diego, (At Tokyo)	W	20-10	38,000
Aug. 21	At Chicago Bears	W	20-14	55,755
Aug. 28	Denver	L	17-21	39,808
Sept. 3	Kansas City	W	31-14	42,997
			110-91	

Home: 2-1 (98,973). Away: 2-1 (126,971).

**▲1977 (1-5)**

Aug. 6	Atlanta	L	0-3	24,667
Aug. 13	At Denver	L	7-15	44,001
Aug. 19	At Cleveland	L	10-19	31,308
Aug. 27	Cincinnati	L	9-33	44,876
Sept. 2	Chicago Bears	W	23-14	45,074
Sept. 10	At Kansas City	L	20-37	38,480
			69-121	

Home: 1-2 (114,617). Away: 0-3 (113,789).

**▲1978 (2-2)**

Aug. 5	At Miami	L	7-28	46,657
Aug. 12	At Chicago Bears	W	26-14	52,732
Aug. 19	At Green Bay	L	17-23	50,423
Aug. 26	At Kansas City	W	12-7	40,884
			61-72	

Home: 0-0. Away: 2-2 (190,696).

**▲1979 (2-2)**

Aug. 2	At Houston	L	7-9	46,252
Aug. 9	Atlanta	W	42-17	39,705
Aug. 18	At Kansas City	L	3-20	43,214
Aug. 25	Chicago Bears	W	10-7	43,541
			62-53	

Home: 2-0 (83,246). Away: 0-2 (89,466).

**▲1980 (2-2)**

Aug. 9	At New Orleans	L	13-17	57,923
Aug. 16	At Tampa Bay	W	21-14	68,384
Aug. 23	Kansas City	L	10-20	41,687
Aug. 30	At Chicago Bears	W	21-13	56,866
			65-64	

Home: 0-1 (41,687). Away: 2-1 (183,173).

**▲ 1981 (3-1)**

Aug. 8	At San Diego	W	12-10	49,234
Aug. 14	At Seattle	W	30-21	55,520
Aug. 22	At Kansas City	W	16-3	42,550
Aug. 29	Chicago Bears	L	<u>27-31</u> 85-65	48,793

Home: 0-1 (48,793). Away: 3-0 (147,304).

**▲ 1982 (1-3)**

Aug. 13	At Seattle	L	0-14	55,525
Aug. 21	At San Francisco	L	13-16	51,931
Aug. 28	At Chicago Bears	W	10-3	62,078
Sept. 4	Kansas City	L	<u>6-10</u> 29-43	39,926

Home: 0-1 (39,926). Away: 1-2 (169,534).

**▲ 1983 (1-3)**

Aug. 6	Minnesota, (At London)	L	10-28	32,847
Aug. 13	Chicago Bears (OT)	W	27-24	31,375
Aug. 20	At Kansas City	L	16-17	34,070
Aug. 27	Green Bay	L	<u>27-39</u> 80-108	33,041

Home: 1-1 (97,263). Away: 0-2 (34,070).

**▲ 1984 (3-1)**

Aug. 4	At Chicago Bears	W	19-10	34,399
Aug. 10	Kansas City	W	14-10	30,223
Aug. 17	At Seattle	L	7-17	53,772
Aug. 24	Minnesota	W	<u>31-0</u> 71-37	31,210

Home: 2-0 (61,433). Away: 1-1 (88,171).

**▲ 1985 (2-2)**

Aug. 9	Chicago Bears	W	10-3	36,305
Aug. 15	At L.A. Rams	L	7-39	40,518
Aug. 23	Pittsburgh	W	14-6	36,237
Aug. 31	At Kansas City	L	<u>13-17</u> 44-65	38,618

Home: 2-0 (72,542). Away: 0-2 (79,136).

**▲ 1986 (2-3)**

Aug. 2	New England, (At Canton, O.)	L	16-21	22,739
Aug. 9	At Tampa Bay	W	26-10	31,550
Aug. 16	Kansas City	L	26-27	30,305
Aug. 23	At Chicago Bears	W	14-7	66,030
Aug. 29	At San Diego	L	<u>17-24</u> 99-89	44,744

Home: 0-2 (53,044). Away: (142,324).

**▲ 1987 (2-2)**

Aug. 15	At Cleveland	L	16-31	78,650
Aug. 22	Seattle	W	28-21	25,309
Aug. 31	At Chicago Bears	W	20-16	66,030
Sept. 6	Kansas City (OT) (At Memphis)	L	<u>10-13</u> 74-81	62,353

Home: 2-0 (87,662). Away: 0-2 (144,680).

**▲ 1988 (1-3)**

Aug. 4	At Seattle	L	7-21	54,778
Aug. 12	New Orleans*	L	28-33	51,987
Aug. 21	Minnesota (OT)	L	16-19	46,249
Aug. 25	At Kansas City	W	<u>41-21</u> 92-94	36,883

Home: 0-2 (98,236). Away: 1-1 (91,661).

\*First game in Arizona as Phoenix Cardinals

**▲ 1989 (1-3)**

Aug. 11	Seattle	L	10-16	37,158
Aug. 21	At L.A. Rams	L	20-23	39,666
Aug. 26	Cleveland	W	21-7	36,667
Sept. 1	At San Diego	L	<u>20-21</u> 71-67	41,453

Home: 1-1 (73,825). Away: 0-2 (81,119).

**▲ 1990 (0-4)**

Aug. 11	Seattle	L	9-34	31,316
Aug. 18	Chicago	L	9-17	42,016
Aug. 25	At L.A. Rams	L	7-27	44,134
Aug. 31	At Denver	L	<u>14-25</u> 39-103	71,082

Home: 0-2 (73,332). Away: 0-2 (115,216).

**▲ 1991 (4-0)**

Aug. 3	At Seattle	W	31-13	49,448
Aug. 11	At Chicago	W	12-10	55,513
Aug. 17	New England	W	46-0	51,070
Aug. 23	Denver	W	<u>34-10</u> 123-33	38,372

Home: 2-0 (104,961). Away: 2-0 (89,442).



# RIVALRIES

## ▲ Atlanta Falcons (10-4)

1966	Falcons	A	16-10
1968	Cardinals	H	17-12
1971	Cardinals	A	26-9
1973	Cardinals	A	32-10
1975	Cardinals	H	23-20
1978	Cardinals	H	42-21
1980	Falcons	H	33-27 (OT)
1981	Falcons	A	41-20
1982	Cardinals	A	23-20
1986	Falcons	A	33-13
1987	Cardinals	A	34-21
1989	Cardinals	H	34-20
1990	Cardinals	A	24-13
1991	Cardinals	H	16-10

## ▲ Buffalo Bills (3-3)

1971	Cardinals	A	28-23
1975	Bills	H	32-14
1981	Cardinals	H	24-0
1984	Cardinals	H	37-7
1986	Bills	A	17-10
1990	Bills	A	45-14

## ▲ Chicago Bears (25-53-6)

1920	Cardinals	A	7-6
	Bears	H	10-0
1921	Tie	H	0-0
1922	Cardinals	H	6-0
	Cardinals	A	9-0
1923	Bears	A	3-0
1924	Bears	A	6-0
	Bears	H	21-0
1925	Cardinals	H	9-0
	Tie	A	0-0
1926	Bears	H	16-0
	Bears	A	10-0
	Tie	A	0-0
1927	Bears	H	9-0
	Cardinals	A	3-0
1928	Bears	H	15-0
	Bears	A	34-0
1929	Tie	A	0-0
	Cardinals	H	40-6
1930	Bears	H	32-6
	Bears	A	6-0
1931	Bears	A	26-13
	Bears	H	18-7
1932	Tie	A	0-0
	Bears	H	34-0
1933	Bears	H	12-9
	Bears	A	22-6
1934	Bears	A	20-0
	Bears	A	17-6

1935	Tie	A	7-7
	Bears	H	13-0
1936	Bears	A	7-3
	Cardinals	H	14-7
1937	Bears	A	16-7
	Bears	H	42-28
1938	Bears	H	16-13
	Bears	A	34-28
1939	Bears	A	44-7
	Bears	H	48-7
1940	Cardinals	H	21-7
	Bears	A	31-23
1941	Bears	A	53-7
	Bears	H	34-24
1942	Bears	A	41-14
	Bears	H	21-7
1943	Bears	A	20-0
	Bears	H	35-24
1944	Bears	A	34-7
	Bears	H	49-7
1945	Cardinals	A	16-7
	Bears	H	28-20
1946	Bears	H	34-17
	Cardinals	A	35-28
1947	Cardinals	H	31-7
	Cardinals	A	30-21
1948	Bears	H	28-17
	Cardinals	A	24-21
1949	Bears	H	17-7
	Bears	A	52-21
1950	Bears	A	27-6
	Cardinals	H	20-10
1951	Cardinals	H	28-14
	Cardinals	A	24-14
1952	Cardinals	H	21-10
	Bears	A	10-7
1953	Cardinals	A	24-17
1954	Bears	H	29-7
1955	Cardinals	H	53-14
1956	Bears	A	10-3
1957	Bears	H	14-6
1958	Bears	A	30-14
1959	Bears	H	31-7
1965	Bears	A	34-13
1966	Cardinals	H	24-17
1967	Bears	A	30-3
1969	Cardinals	H	20-17
1972	Bears	H	27-10
1975	Cardinals	A	34-20
1977	Cardinals	H	16-13
1978	Bears	A	17-10
1979	Bears	A	42-6
1982	Cardinals	A	10-7
1984	Cardinals	H	38-21
1990	Bears	H	31-21

**▲ Cincinnati Bengals (1-3)**

1973	Bengals	A	42-24
1979	Bengals	A	34-28
1985	Cardinals	H	41-27
1988	Bengals	A	21-14

**▲ Cleveland Browns (10-31-3)**

1950	Browns	A	34-24
	Browns	H	10-7
1951	Browns	H	34-17
	Browns	A	49-28
1952	Browns	A	28-13
	Browns	H	10-0
1953	Browns	H	27-7
	Browns	A	27-16
1954	Browns	A	31-7
	Browns	H	35-3
1955	Browns	H	26-20
	Browns	A	35-24
1956	Cardinals	H	9-7
	Cardinals	A	24-7
1957	Browns	H	17-7
	Browns	A	31-0
1958	Browns	A	35-28
	Browns	H	38-24
1959	Browns	H	34-7
	Browns	A	17-7
1960	Browns	A	28-27
	Tie	H	17-17
1961	Browns	A	20-17
	Browns	H	21-10
1962	Browns	H	34-7
	Browns	A	38-14
1963	Cardinals	A	20-14
	Browns	H	24-10
1964	Tie	A	33-33
	Cardinals	H	28-19
1965	Cardinals	A	49-13
	Browns	H	27-24
1966	Cardinals	A	34-28
	Browns	H	38-10
1967	Browns	A	20-16
	Browns	H	20-16
1968	Cardinals	A	27-21
	Cardinals	H	27-16
1969	Tie	A	21-21
	Browns	H	27-21
1974	Cardinals	H	29-7
1979	Browns	H	38-20
1985	Cardinals	A	27-24 (OT)
1988	Browns	H	29-21

**▲ Dallas Cowboys (22-36-1)**

1960	Cardinals	H	12-10
1961	Cardinals	A	31-17
	Cardinals	H	31-13
1962	Cardinals	A	28-24
	Cardinals	H	52-20
1963	Cardinals	A	34-7
	Cowboys	H	28-24

1964	Cardinals	A	16-6
	Cowboys	H	31-13
1965	Cardinals	H	20-13
	Cowboys	A	27-13
1966	Tie	H	10-10
	Cowboys	A	31-17
1967	Cowboys	A	46-21
1968	Cowboys	H	27-10
1969	Cowboys	A	24-3
1970	Cardinals	H	20-7
	Cardinals	A	38-0
1971	Cowboys	H	16-13
	Cowboys	A	31-13
1972	Cowboys	A	33-24
	Cowboys	H	27-6
1973	Cowboys	A	45-10
	Cowboys	H	30-3
1974	Cardinals	H	31-28
	Cowboys	A	17-14
1975	Cowboys	A	37-31 (OT)
	Cardinals	H	31-17
1976	Cardinals	H	21-17
	Cowboys	A	19-14
1977	Cowboys	H	30-24
	Cardinals	A	24-17
1978	Cowboys	A	21-12
	Cowboys	H	24-21 (OT)
1979	Cowboys	H	22-21
	Cowboys	A	22-13
1980	Cowboys	H	27-24
	Cowboys	A	31-21
1981	Cowboys	A	30-17
	Cardinals	H	20-17
1982	Cowboys	H	24-7
1983	Cowboys	H	34-17
	Cowboys	A	35-14
1984	Cardinals	A	31-20
	Cowboys	H	24-17
1985	Cardinals	H	21-10
	Cowboys	A	35-17
1986	Cowboys	H	31-7
	Cowboys	A	37-6
1987	Cardinals	H	24-13
	Cowboys	A	21-16
1988	Cowboys	H	17-14
	Cardinals	A	16-10
1989	Cardinals	A	19-10
	Cardinals	H	24-20
1990	Cardinals	H	20-3
	Cowboys	A	41-10
1991	Cowboys	H	17-9
	Cowboys	A	27-7

\*First regular-season game in Arizona

**▲ Denver Broncos (0-3-1)**

1973	Tie	H	17-17
1977	Broncos	A	7-0
1989	Broncos	H	37-0
1991	Broncos	A	24-19

*(Rivalries continued on page 192)*

*(Rivalries continued from page 191)*

**▲ Detroit Lions (14-26-3)**

1934	Lions	A	6-0
	Lions	H	17-13
1935	Tie	A	10-10
	Lions	H	7-6
1936	Lions	A	39-0
	Lions	H	14-7
1937	Lions	A	16-7
	Lions	H	16-7
1938	Lions	A	10-0
	Lions	H	7-3
1939	Lions	A	21-13
	Lions	H	17-3
1940	Tie	H	0-0
	Lions	A	43-14
1941	Tie	H	14-14
	Lions	A	21-3
1942	Cardinals	H	13-0
	Cardinals	A	7-0
1943	Lions	A	35-17
	Lions	H	7-0
1944	Lions	H	27-6
	Lions	A	21-7
1945	Lions	H	10-0
	Lions	A	26-0
1946	Cardinals	H	34-14
	Cardinals	A	36-14
1947	Cardinals	H	45-21
	Cardinals	A	17-7
1948	Cardinals	H	56-20
	Cardinals	A	28-14
1949	Lions	H	24-7
	Cardinals	A	42-19
1959	Lions	A	45-21
1961	Lions	H	45-14
1967	Cardinals	H	38-28
1969	Lions	A	20-0
1970	Lions	A	16-3
1973	Lions	H	20-16
1975	Cardinals	A	24-13
1976	Cardinals	H	21-14
1980	Lions	A	20-7
	Cardinals	H	24-23
1989	Cardinals	A	16-13

**▲ Green Bay Packers (22-42-4)**

1921	Tie	H	3-3
1922	Cardinals	H	16-3
1924	Cardinals	H	3-0
1925	Cardinals	H	9-6
1926	Cardinals	A	13-7
	Packers	H	3-0
1927	Packers	A	13-0
	Tie	H	6-6
1928	Packers	A	20-0
1929	Packers	A	9-2
	Packers	H	7-6
	Cardinals	H	12-0
1930	Packers	A	14-0
	Cardinals	H	13-6

1931	Packers	A	26-7
	Cardinals	H	21-13
1932	Packers	A	15-7
	Packers	H	19-9
1933	Packers	H	14-6
1934	Packers	A	15-0
	Cardinals	A	9-0
	Cardinals	H	6-0
1935	Cardinals	A	7-6
	Cardinals	A	3-0
	Cardinals	H	9-7
1936	Packers	A	10-7
	Packers	A	24-0
	Tie	H	0-0
1937	Cardinals	A	14-7
	Packers	A	34-13
1938	Packers	A	28-7
	Packers	H	24-22
1939	Packers	A	14-10
	Packers	A	27-20
1940	Packers	A	31-6
	Packers	H	28-7
1941	Packers	A	14-13
	Packers	A	17-9
1942	Packers	H	17-13
	Packers	A	55-24
1943	Packers	H	28-7
	Packers	A	35-14
1944	Packers	A	34-7
	Packers	H	35-20
1945	Packers	A	33-14
1946	Packers	H	19-7
	Cardinals	A	24-6
1947	Cardinals	A	14-10
	Cardinals	H	21-20
1948	Cardinals	A	17-7
	Cardinals	H	42-7
1949	Cardinals	A	39-17
	Cardinals	H	41-21
1955	Packers	A	31-14
1956	Packers	H	24-21
1962	Packers	A	17-0
1963	Packers	H	30-7
1965	Cardinals	A	24-17
1967	Packers	H	31-23
1969	Packers	A	45-28
1971	Tie	H	16-16
1973	Packers	A	25-21
1976	Cardinals	H	29-0
1982	Packers	A	41-16
1984	Packers	A	24-23
1985	Cardinals	H	43-28
1988	Packers	H	26-17
1990	Packers	H	24-21

\*NFL Playoff Bowl at Miami

+First Round, Super Bowl Tournament

**▲ Houston Oilers (3-2)**

1970	Cardinals	H	44-0
1974	Cardinals	A	31-27
1979	Cardinals	A	24-17
1985	Oilers	H	20-10
1988	Oilers	A	38-20

**▲ Indianapolis Colts (6-4)**

1961	Colts	A	16-0
1964	Colts	A	47-27
1968	Colts	A	27-0
1972	Cardinals	A	10-3
1976	Cardinals	H	24-17
1978	Colts	H	30-17
1980	Cardinals	A	17-10
1981	Cardinals	A	35-24
1984	Cardinals	A	34-33
1990	Cardinals	H	20-17

**▲ Kansas City Chiefs (1-3-1)**

1970	Tie	A	6-6
1974	Chiefs	H	17-13
1980	Chiefs	H	21-13
1983	Chiefs	A	38-14
1985	Cardinals	H	23-14

**▲ Los Angeles Raiders (1-2)**

1973	Raiders	H	17-10
1983	Cardinals	A	34-24
1989	Raiders	A	16-14

**▲ Los Angeles Rams (10-16-2)**

1946	Cardinals	H	34-10
	Rams	A	17-14
1947	Rams	A	27-7
	Cardinals	H	17-10
1948	Cardinals	A	27-22
	Cardinals	H	27-24
1949	Tie	H	28-28
	Cardinals	A	31-27
1951	Rams	A	45-21
1953	Tie	H	24-24
1954	Rams	A	28-17
1958	Rams	H	20-14
1960	Cardinals	A	43-21
1965	Rams	H	27-3
1968	Rams	H	24-13
1970	Rams	A	34-13
1972	Cardinals	H	24-14
1975	Rams	A	*35-23
1976	Cardinals	A	30-28
1979	Rams	A	21-0
1980	Rams	H	21-13
1984	Rams	H	16-13
1985	Rams	A	46-14
1986	Rams	H	16-10
1987	Rams	H	27-24
1988	Cardinals	A	41-27
1989	Rams	A	37-14
1991	Cardinals	A	24-14

\*NFC Divisional Playoff

**▲ Miami Dolphins (0-6)**

1972	Dolphins	A	31-10
1977	Dolphins	H	55-14
1978	Dolphins	A	24-10
1981	Dolphins	H	20-7
1984	Dolphins	H	36-28
1990	Dolphins	A	23-3

**▲ Minnesota Vikings (7-5)**

1963	Cardinals	A	56-14
1967	Cardinals	A	34-24
1969	Vikings	H	27-10
1972	Cardinals	A	19-17
1974	Vikings	H	28-24
	Vikings	A	*30-14
1977	Cardinals	A	27-7
1979	Cardinals	H	37-7
1981	Cardinals	H	30-17
1983	Cardinals	H	41-31
1991	Vikings	A	34-7
	Vikings	H	28-0

\*NFC Divisional Playoff

**▲ New England Patriots (6-1)**

1970	Cardinals	H	31-0
1975	Cardinals	H	24-17
1978	Patriots	H	16-6
1981	Cardinals	A	27-20
1984	Cardinals	A	33-10
1990	Cardinals	H	34-14
1991	Cardinals	H	24-10

**▲ New Orleans Saints (10-7)**

1967	Cardinals	H	31-20
1968	Cardinals	A	21-20
	Cardinals	H	31-17
1969	Saints	H	51-42
1970	Cardinals	H	24-17
1974	Saints	A	14-0
1977	Cardinals	H	49-31
1980	Cardinals	A	40-7
1981	Cardinals	H	30-3
1982	Cardinals	A	21-7
1983	Saints	A	28-17
1984	Saints	A	34-24
1985	Cardinals	H	28-16
1986	Saints	H	16-7
1987	Cardinals	H	24-19
1990	Saints	A	28-7
1991	Saints	H	27-3

**▲ New York Giants (33-64-2)**

1926	Giants	A	20-0
1927	Giants	A	28-7
1929	Giants	A	24-21
1930	Giants	A	25-12
	Giants	H	13-7
1935	Cardinals	A	14-13
1936	Giants	A	14-6
1938	Giants	A	6-0
1939	Giants	A	17-7
1941	Cardinals	A	10-7
1942	Giants	A	21-7
1943	Giants	A	24-13
1944	Giants	A	23-0
1946	Giants	A	28-24
1947	Giants	A	35-31
1948	Cardinals	A	63-35

*(N.Y. Giant Rivalry continued on page 194)*

**(N.Y. Giant Rivalry continued from page 193)**

1949	Giants	H	41-38
1950	Cardinals	H	17-3
	Giants	A	51-21
1951	Giants	A	28-17
	Giants	H	10-0
1952	Cardinals	A	24-23
	Giants	H	28-6
1953	Giants	A	21-7
	Giants	H	23-20
1954	Giants	H	41-10
	Giants	A	31-17
1955	Cardinals	H	28-17
	Giants	A	10-0
1956	Cardinals	H	35-27
	Giants	A	23-10
1957	Giants	A	27-14
	Giants	H	28-21
1958	Giants	H	37-7
	Cardinals	A	23-6
1959	Giants	A	9-3
	Giants	H	30-20
1960	Giants	H	35-14
	Cardinals	A	20-13
1961	Cardinals	A	21-10
	Giants	H	24-9
1962	Giants	H	31-14
	Giants	A	31-28
1963	Giants	H	38-21
	Cardinals	A	24-17
1964	Giants	A	34-17
	Tie	H	10-10
1965	Giants	A	14-10
	Giants	H	28-15
1966	Cardinals	H	24-19
	Cardinals	A	20-17
1967	Giants	H	37-20
	Giants	A	37-14
1968	Cardinals	A	28-21
1969	Cardinals	H	42-17
	Giants	A	49-6
1970	Giants	A	35-17
	Giants	H	34-17
1971	Giants	H	21-20
	Cardinals	A	24-7
1972	Giants	A	27-21
	Giants	H	13-7
1973	Cardinals	H	35-27
	Giants	A	24-13
1974	Cardinals	A	23-21
	Cardinals	H	26-14
1975	Cardinals	H	26-14
	Cardinals	A	20-13
1976	Cardinals	H	27-21
	Cardinals	A	17-14
1977	Cardinals	H	28-0
	Giants	A	27-7
1978	Cardinals	H	20-10
	Giants	A	17-0
1979	Cardinals	A	27-14
	Cardinals	H	29-20
1980	Giants	H	41-35
	Cardinals	A	23-7

▲ ▼ ▲ ▼ ▲

1981	Giants	A	34-14
	Giants	H	20-10
1982	Cardinals	H	24-21
1983	Tie	H	20-20 (OT)
	Cardinals	A	10-6
1984	Giants	A	16-10
	Cardinals	H	31-21
1985	Giants	A	27-17
	Giants	H	34-3
1986	Giants	H	13-6
	Giants	A	27-7
1987	Giants	A	30-7
	Cardinals	H	27-24
1988	Cardinals	H	24-17
	Giants	A	44-7
1989	Giants	A	35-7
	Giants	H	20-13
1990	Giants	A	20-19
	Giants	H	24-21
1991	Giants	A	20-9
	Giants	H	21-14

**▲ New York Jets (2-1)**

1971	Cardinals	H	17-10
1975	Cardinals	A	37-6
1978	Jets	A	23-10

**▲ Philadelphia Eagles (44-42-5)**

1935	Cardinals	H	12-3
1936	Cardinals	H	13-0
1937	Tie	A	6-6
1938	Eagles	H	7-0
1941	Eagles	A	21-14
1943	Eagles	A	*34-13
1945	Eagles	A	21-6
1947	Cardinals	A	45-21
	Cardinals	H	28-21
1948	Cardinals	H	21-14
	Eagles	A	7-0
1949	Eagles	A	28-3
1950	Eagles	H	45-7
	Cardinals	A	14-10
1951	Eagles	H	17-14
1952	Eagles	A	10-7
	Cardinals	H	28-22
1953	Eagles	H	56-17
	Eagles	A	38-0
1954	Eagles	H	35-16
	Eagles	A	30-14
1955	Tie	H	24-24
	Eagles	A	27-3
1956	Cardinals	A	20-6
	Cardinals	H	28-17
1957	Eagles	H	38-21
	Cardinals	A	31-27
1958	Tie	H	21-21
	Eagles	A	49-21
1959	Eagles	H	28-24
	Eagles	A	27-17
1960	Eagles	A	31-27
	Eagles	H	20-6
1961	Cardinals	A	30-27
	Eagles	H	20-7



1962	Cardinals	A	27-21
	Cardinals	H	45-35
1963	Cardinals	A	28-24
	Cardinals	H	38-14
1964	Cardinals	A	38-13
	Cardinals	H	35-34
1965	Eagles	A	34-27
	Eagles	H	28-24
1966	Cardinals	H	16-13
	Cardinals	A	41-10
1967	Cardinals	H	48-14
1968	Cardinals	A	45-17
1969	Eagles	H	34-30
1970	Cardinals	A	35-20
	Cardinals	H	23-14
1971	Eagles	H	37-20
	Eagles	A	19-7
1972	Tie	A	6-6
	Cardinals	H	24-23
1973	Cardinals	A	34-23
	Eagles	H	27-24
1974	Cardinals	H	7-3
	Cardinals	A	13-3
1975	Cardinals	H	31-20
	Cardinals	A	24-23
1976	Cardinals	H	31-14
	Cardinals	A	17-14
1977	Cardinals	A	21-17
	Cardinals	H	21-16
1978	Cardinals	A	16-10
	Eagles	H	14-10
1979	Eagles	H	24-20
	Eagles	A	16-13
1980	Cardinals	H	24-14
	Eagles	A	17-3
1981	Eagles	H	52-10
	Eagles	A	38-0
1982	Cardinals	A	23-20
1983	Cardinals	A	14-11
	Cardinals	H	31-7
1984	Cardinals	A	34-14
	Cardinals	H	17-16
1985	Eagles	A	30-7
	Eagles	H	24-14
1986	Cardinals	H	13-10
	Tie	A	10-10 (OT)
1987	Eagles	H	28-23
	Cardinals	A	31-19
1988	Eagles	A	31-21
	Eagles	H	23-17
1989	Eagles	H	17-5
	Eagles	A	31-14
1990	Cardinals	A	23-21
	Eagles	H	23-21
1991	Cardinals	A	26-10
	Eagles	H	34-14

\*Philadelphia-Pittsburgh played as merged team in 1943.

### ▲ Pittsburgh Steelers (21-30-3)

1933	Steelers	H	14-13
1935	Steelers	A	17-13
1936	Cardinals	H	14-6

1937	Cardinals	A	13-7
1939	Cardinals	A	10-0
1940	Tie	A	7-7
1942	Steelers	A	19-3
1943	Steelers	A	34-13
1945	Steelers	A	23-0
1946	Steelers	A	14-7
1948	Cardinals	A	24-7
1950	Steelers	H	28-17
	Steelers	A	28-7
1951	Steelers	H	28-14
1952	Steelers	H	34-28
	Steelers	A	17-14
1953	Steelers	A	31-28
	Steelers	H	21-17
1954	Cardinals	H	17-14
	Steelers	A	20-17
1955	Steelers	A	14-7
	Cardinals	H	27-13
1956	Steelers	A	14-7
	Cardinals	H	38-27
1957	Steelers	A	29-20
	Steelers	H	27-2
1958	Steelers	H	27-20
	Steelers	A	38-21
1959	Cardinals	H	45-24
	Steelers	A	35-20
1960	Steelers	A	27-14
	Cardinals	H	38-7
1961	Steelers	A	30-27
	Cardinals	H	20-0
1962	Steelers	H	26-17
	Steelers	A	19-7
1963	Steelers	A	23-10
	Cardinals	H	24-23
1964	Cardinals	H	34-30
	Cardinals	A	21-20
1965	Cardinals	A	20-7
	Cardinals	H	21-17
1966	Steelers	A	30-9
	Cardinals	A	6-3
1967	Cardinals	A	28-14
	Tie	H	14-14
1968	Tie	H	28-28
	Cardinals	A	20-10
1969	Cardinals	A	27-14
	Cardinals	H	47-10
1972	Steelers	H	25-19
1979	Steelers	H	24-21
1985	Steelers	A	23-10
1988	Cardinals	H	31-14

\*Pittsburgh-Philadelphia played as a merged team in 1943

### ▲ San Diego Chargers (1-4)

1971	Chargers	A	20-17
1976	Chargers	A	43-24
1983	Cardinals	H	44-14
1987	Chargers	A	28-24
1989	Chargers	H	24-13

(Rivalries continued on page 196)

(Rivalries continued from page 195)

▲ San Francisco 49ers (8-9)

1951	Cardinals	A	27-21
1957	Cardinals	A	20-10
1962	49ers	H	24-17
1964	Cardinals	A	23-13
1968	49ers	A	35-17
1971	49ers	H	26-14
1974	Cardinals	A	34-9
1976	Cardinals	H	23-20 (OT)
1978	Cardinals	A	16-10
1979	Cardinals	H	13-10
1980	49ers	A	24-21 (OT)
1982	49ers	H	31-20
1983	49ers	H	42-27
1986	49ers	A	43-17
1987	49ers	A	34-28
1988	Cardinals	H	24-23
1991	49ers	A	14-10

▲ Seattle Seahawks (3-0)

1976	Cardinals	A	30-24
1983	Cardinals	H	33-28
1989	Cardinals	A	34-24

▲ Tampa Bay Buccaneers (6-4)

1977	Buccaneers	A	17-7
1981	Buccaneers	A	20-10
1983	Cardinals	A	34-27
1985	Buccaneers	A	16-0
1986	Cardinals	A	21-17
	Cardinals	H	30-19
1987	Cardinals	H	31-28
	Cardinals	A	31-14
1988	Cardinals	A	30-24
1989	Buccaneers	H	14-13

▲ Wash. Redskins (31-57-1)

1937	Cardinals	A	21-14
1939	Redskins	A	28-7
1940	Redskins	A	28-21
1942	Redskins	A	28-0
1943	Redskins	A	13-7
1944	Redskins	A	42-20
1945	Redskins	A	24-21
1947	Redskins	A	45-21
1949	Cardinals	H	38-7
1950	Cardinals	A	36-28
1951	Redskins	H	7-3
	Redskins	A	20-17
1952	Redskins	H	23-7
	Cardinals	A	17-6
1953	Redskins	H	24-13
	Redskins	A	28-17
1954	Cardinals	H	38-16
	Redskins	A	37-20
1955	Cardinals	A	24-10
	Redskins	H	31-0
1956	Cardinals	A	31-13
	Redskins	H	17-14
1957	Redskins	H	37-14
	Cardinals	A	44-14

1958	Cardinals	H	37-10
	Redskins	A	45-31
1959	Cardinals	H	49-21
	Redskins	A	23-14
1960	Cardinals	H	44-7
	Cardinals	A	26-14
1961	Cardinals	A	24-0
	Cardinals	H	38-24
1962	Redskins	A	24-14
	Tie	H	17-17
1963	Cardinals	A	21-7
	Cardinals	H	24-20
1964	Cardinals	A	23-17
	Cardinals	H	38-24
1965	Cardinals	A	37-16
	Redskins	H	24-20
1966	Cardinals	H	23-7
	Redskins	A	26-20
1967	Cardinals	A	27-21
1968	Cardinals	H	41-14
1969	Redskins	A	33-17
1970	Cardinals	H	27-17
	Redskins	A	28-27
1971	Redskins	H	24-17
	Redskins	A	20-0
1972	Redskins	A	24-10
	Redskins	H	33-3
1973	Cardinals	H	34-27
	Redskins	A	31-13
1974	Cardinals	A	17-10
	Cardinals	H	23-20
1975	Redskins	A	27-17
	Cardinals	H	20-17 (OT)
1976	Redskins	A	20-10
	Redskins	H	20-16
1977	Redskins	A	24-14
	Redskins	H	26-20
1978	Redskins	H	28-10
	Cardinals	A	27-17
1979	Redskins	H	17-7
	Redskins	A	30-28
1980	Redskins	A	23-0
	Redskins	H	31-7
1981	Cardinals	H	40-30
	Redskins	A	42-21
1982	Redskins	H	12-7
	Redskins	A	28-0
1983	Redskins	H	38-14
	Redskins	A	45-7
1984	Cardinals	H	26-24
	Redskins	A	29-27
1985	Redskins	A	27-10
	Redskins	H	27-16
1986	Redskins	A	28-21
	Redskins	H	20-17
1987	Redskins	A	28-21
	Redskins	H	34-17
1988	Cardinals	H	30-21
	Redskins	A	33-17
1989	Redskins	A	30-28
	Redskins	H	29-10
1990	Redskins	A	31-0
	Redskins	H	38-10
1991	Redskins	A	34-0
	Redskins	H	20-14


**SCORING LEADERS**


Year	Player	TDs	PAT	FG	Pts.
1945	Leo Cantor	5	0	0	30
1946	Ward Cuff	2	28-30	5-12	55
1947	Pat Harder	7	39-40	7-10	102
1948	Pat Harder	6	*53-53	7-17	110
1949	Pat Harder	8	45-47	3-5	102
1950	Bob Shaw	12	0	0	72
	Don Paul	6	0	0	36
1951	Billy Cross	6	0	0	36
1952	Ollie Matson	9	0	0	54
1953	Pat Summerall	0	23-23	9-24	50
1954	Ollie Matson	9	0	0	54
1955	Pat Summerall	1	23-25	8-19	53
1956	Pat Summerall	0	30-30	10-18	60
1957	Ollie Matson	9	0	0	54
1958	Ollie Matson	10	0	0	60
1959	Bobby Joe Conrad	6	30-31	6-9	84
1960	Sonny Randle	15	0	0	90
1961	Sonny Randle	9	0	0	54
1962	John David Crow	*17	0	0	102
1963	Jim Bakken	0	44-44	11-21	77
1964	Jim Bakken	0	40-40	25-38	115
1965	Jim Bakken	0	33-33	21-31	96
1966	Jim Bakken	0	27-28	23-40	96
1967	Jim Bakken	0	36-36	*27-39	*117
1968	Jim Bakken	0	40-40	15-24	85
1969	Jim Bakken	0	38-40	12-24	74
1970	Jim Bakken	0	37-38	20-32	97
1971	Jim Bakken	0	24-24	21-32	87
1972	Jim Bakken	0	19-21	14-22	61
1973	Jim Bakken	0	31-31	23-32	100
1974	Jim Bakken	0	30-36	13-22	69
1975	Jim Bakken	0	40-41	19-24	97
1976	Jim Bakken	0	33-35	20-27	93
1977	Jim Bakken	0	35-36	7-16	56
1978	Jim Bakken	0	27-31	11-22	60
1979	Ottis Anderson	10	0	0	60
1980	Ottis Anderson	9	0	0	54
1981	Neil O'Donoghue	0	36-37	19-32	93
1982	Neil O'Donoghue	0	15-16	8-13	39
1983	Neil O'Donoghue	0	45-47	15-29	90
1984	Neil O'Donoghue	0	48-51	23-35	*117
1985	Stump Mitchell	10	0	0	60
1986	John Lee	0	14-17	8-13	38
1987	Jim Gallery	0	30-31	9-19	57
1988	Al Del Greco	0	42-44	12-21	78
1989	Al Del Greco	0	28-29	18-26	82
1990	Al Del Greco	0	31-31	17-27	82
1991	Greg Davis	0	19-19	21-30	82

\*Cardinal record



# RUSHING LEADERS

Year	Player	Att.	Yards	Avg.	Long	TDs
1945	Frank Seno	93	355	3.0	47	2
1946	Pat Harder	106	545	5.1	55	4
1947	Elmer Angsman	110	412	3.7	18	7
1948	Charley Trippi	128	690	5.4	50	6
1949	Elmer Angsman	125	674	5.4	82†	6
1950	Pat Harder	99	454	4.6	22	1
1951	Charley Trippi	78	501	6.4	32	4
1952	Charley Trippi	72	350	4.9	59	4
1953	Charley Trippi	97	443	4.5	21	0
1954	Ollie Matson	101	506	5.0	79	4
1955	Ollie Matson	109	475	4.3	54	1
1956	Ollie Matson	192	924	4.8	79	5
1957	Ollie Matson	134	577	4.3	57	6
1958	Ollie Matson	129	505	3.9	55	5
1959	John David Crow	140	666	4.8	73†	3
1960	John David Crow	183	1,071	5.9	57	6
1961	Prentice Gautt	129	523	4.1	54†	3
1962	John David Crow	192	751	3.9	35	14
1963	Joe Childress	174	701	4.0	28	2
1964	John David Crow	163	554	3.4	57	7
1965	Bill Triplett	174	617	3.5	59†	6
1966	John Roland	192	695	3.6	50	5
1967	John Roland	234	876	3.7	70	10
1968	Willis Crenshaw	203	813	4.0	66†	6
1969	Cid Edwards	107	504	4.7	48	3
1970	MacArthur Lane	206	977	4.7	75	11
1971	MacArthur Lane	150	592	3.9	40	3
1972	Donny Anderson	153	536	3.5	19	4
1973	Donny Anderson	167	679	4.1	54	10
1974	Terry Metcalf	152	718	4.7	75	6
1975	Jim Otis	269	1,076	4.0	30	5
1976	Jim Otis	233	891	3.8	23	2
1977	Terry Metcalf	149	739	5.0	62	4
1978	Jim Otis	197	664	3.4	17	8
1979	Ottis Anderson	331	1,605	4.8	76	8
1980	Ottis Anderson	301	1,352	4.5	52	9
1981	Ottis Anderson	328	1,376	4.2	28	9
1982	Ottis Anderson	145	587	4.0	64	3
1983	Ottis Anderson	296	1,270	4.3	43	5
1984	Ottis Anderson	289	1,174	4.1	24	6
1985	Stump Mitchell	183	1,006	5.5	64	7
1986	Stump Mitchell	174	800	4.6	44	5
1987	Stump Mitchell	203	781	3.8	42	3
1988	Earl Ferrell	202	924	4.6	47	7
1989	Earl Ferrell	149	502	3.4	44†	6
1990	Johnny Johnson	234	924	4.0	41	5
1991	Johnny Johnson	196	666	3.4	21	4

\*Carcinal record



# PASSING LEADERS

Year	Player	Att.	Comp.	Pct.	Yards	TDs	Int.	Rating
1945	Paul Christman	219	89	40.6	1,147	5	12	42.5
1946	Paul Christman	229	100	43.7	1,656	13	18	54.7
1947	Paul Christman	301	138	45.8	2,191	17	22	59.1
1948	Ray Mallouf	143	73	51.0	1,160	13	6	91.2
1949	Paul Christman	151	75	49.7	1,015	11	13	60.0
1950	Jim Hardy	257	117	45.5	1,636	17	24	49.8
1951	Charley Trippi	191	88	46.1	1,191	8	13	52.1
1952	Charley Trippi	181	84	46.4	890	5	13	40.5
1953	Jim Root	192	80	41.9	1,149	8	11	52.1
1954	Lamar McHan	255	105	41.2	1,475	6	22	32.6
1955	Lamar McHan	207	78	38.8	1,085	11	19	35.5
1956	Lamar McHan	152	72	47.4	1,159	10	8	73.3
1957	Lamar McHan	200	87	43.5	1,568	11	15	58.0
1958	M.C. Reynolds	195	105	53.8	1,422	11	11	72.6
1959	King Hill	181	82	45.3	1,015	7	13	46.2
1960	John Roach	188	87	46.3	1,423	17	18	62.6
1961	Sam Etcheverry	196	96	48.9	1,275	14	11	70.3
1962	Charley Johnson	308	150	48.7	2,440	16	20	65.9
1963	Charley Johnson	423	222	52.5	3,280	*28	21	79.3
1964	Charley Johnson	420	223	53.1	3,045	21	24	69.4
1965	Charley Johnson	322	155	48.1	2,439	18	15	72.8
1966	Charley Johnson	205	103	50.2	1,334	10	11	64.8
1967	Jim Hart	397	192	48.4	3,008	19	*30	58.3
1968	Jim Hart	316	140	44.3	2,059	15	18	58.4
1969	Charley Johnson	260	131	50.4	1,847	13	13	69.5
1970	Jim Hart	373	171	45.8	2,574	14	18	61.6
1971	Jim Hart	243	110	45.3	1,626	8	14	54.5
1972	Gary Cuozzo	158	69	43.7	897	5	11	43.6
1973	Jim Hart	320	178	55.6	2,223	15	10	80.1
1974	Jim Hart	388	200	51.6	2,411	20	8	79.5
1975	Jim Hart	345	182	52.8	2,507	19	19	71.8
1976	Jim Hart	388	218	56.2	2,946	18	13	81.7
1977	Jim Hart	354	185	52.3	2,534	13	20	64.5
1978	Jim Hart	477	240	50.3	3,121	16	18	66.7
1979	Jim Hart	378	194	51.3	2,218	9	20	55.2
1980	Jim Hart	425	228	53.7	2,946	16	20	68.8
1981	Jim Hart	241	134	55.6	1,694	11	14	70.1
	Neil Lomax	236	119	50.4	1,575	4	10	60.0
1982	Neil Lomax	205	109	53.2	1,367	5	6	70.4
1983	Neil Lomax	354	209	59.0	2,636	24	11	92.0
1984	Neil Lomax	*560	*345	*61.6	*4,616	*28	16	*92.5
1985	Neil Lomax	471	266	56.5	3,214	18	12	79.9
1986	Neil Lomax	421	240	57.0	2,583	13	12	73.4
1987	Neil Lomax	463	275	59.4	3,387	24	12	88.5
1988	Neil Lomax	443	255	57.6	3,395	20	11	86.7
1989	Gary Hogeboom	364	204	56.0	2,591	14	19	69.5
1990	<b>Timm Rosenbach</b>	<b>437</b>	<b>237</b>	<b>54.2</b>	<b>3,098</b>	<b>16</b>	<b>17</b>	<b>72.8</b>
1991	Tom Tupa	315	165	52.4	2,053	6	13	62.0

\*Cardinal record



# RECEIVING LEADERS

Year	Player	No.	Yards	Avg.	Long	TDs
1945	Billy Dewell	26	370	14.2	70	1
1946	Billy Dewell	27	643	*23.8	821	7
	Mal Kutner	27	634	23.5	63	5
1947	Mal Kutner	43	994	21.9	70	7
1948	Mal Kutner	41	943	23.0	71	14
1949	Charley Trippi	34	484	14.1	49	6
1950	Bob Shaw	48	971	20.2	65	12
1951	Fran Polsfoot	57	796	14.0	801	4
1952	Don Stonesifer	54	617	11.4	26	0
1953	Don Stonesifer	56	684	12.2	46	2
1954	Don Stonesifer	44	607	13.8	39	3
1955	Don Stonesifer	28	330	11.8	28	5
1956	Don Stonesifer	22	320	14.5	58	2
1957	Gern Nagler	27	475	17.6	831	4
1958	Woodley Lewis	46	690	15.0	64	4
1959	Woodley Lewis	34	534	15.7	851	3
1960	Sonny Randle	62	892	14.4	57	*15
1961	Sonny Randle	44	591	13.4	41	9
1962	Sonny Randle	63	1,158	18.4	*861	7
1963	Bobby Joe Conrad	73	967	13.2	48	10
1964	Bobby Joe Conrad	61	780	12.8	53	6
1965	Bobby Joe Conrad	58	909	15.7	71	5
1966	Jackie Smith	45	810	18.0	69	3
1967	Jackie Smith	56	1,205	21.5	761	9
1968	Jackie Smith	49	789	16.1	65	2
1969	Dave Williams	56	702	12.5	61	7
1970	John Gilliam	45	952	21.1	79	5
1971	John Gilliam	42	837	19.9	54	3
1972	John Roland	38	321	8.4	27	2
1973	Jackie Smith	41	600	14.6	42	1
	Donny Anderson	41	409	10.0	44	3
1974	Terry Metcalf	50	377	7.5	22	1
1975	Mel Gray	48	926	19.3	74	11
1976	Ike Harris	52	782	15.0	40	1
1977	Ike Harris	40	547	13.7	38	3
1978	Pat Tilley	62	900	14.5	43	3
1979	Pat Tilley	57	938	16.4	511	6
1980	Pat Tilley	68	966	14.2	601	6
1981	Pat Tilley	66	1,040	15.7	75	3
1982	Pat Tilley	36	465	14.5	34	2
1983	Roy Green	78	1,227	15.7	711	14
1984	Roy Green	78	*1,555	19.9	831	12
1985	Roy Green	50	693	13.9	47	5
1986	J.T. Smith	80	1,014	12.7	45	6
1987	J.T. Smith	*91	1,117	12.3	38	8
1988	J.T. Smith	83	986	11.9	29	5
1989	J.T. Smith	62	778	12.5	31	5
1990	<b>Ricky Proehl</b>	<b>56</b>	<b>802</b>	<b>14.3</b>	<b>451</b>	<b>4</b>
1991	<b>Ernie Jones</b>	<b>61</b>	<b>957</b>	<b>15.7</b>	<b>53</b>	<b>4</b>

\*Carcinal record

# PUNTING LEADERS

Year	Player	No.	Avg.	Long	Blocked
1945	James Reynolds	38	36.4	48	0
1946	William Blackburn	35	41.9	60	0
1947	Ray Mallouf	43	39.9	62	0
1948	Ray Mallouf	45	39.0	61	0
1949	John Cochran	52	42.0	66	0
1950	Jim Hardy	56	39.4	76	0
1951	Fran Poltfoot	47	40.7	56	0
1952	Frank Tripucka	35	37.5	57	0
1953	Charley Trippi	54	42.8	63	0
1954	Charley Trippi	59	39.1	62	0
1955	Dave Mann	43	40.0	60	0
1956	Dave Mann	36	37.4	58	1
1957	Dave Mann	59	42.5	67	0
1958	Bobby Gordon	55	38.0	66	0
1959	Jerry Norton	59	44.9	60	0
1960	Jerry Norton	39	*45.6	62	0
1961	Jerry Norton	85	44.7	78	1
1962	Sam Etcheverry	59	38.3	61	1
1963	Jerry Stovall	65	40.7	69	0
1964	Jackie Smith	41	40.4	64	0
1965	Jim Bakken	26	42.2	56	0
	Jackie Smith	39	39.3	62	1
1966	Jackie Smith	47	37.9	56	1
1967	Chuck Latourette	62	40.8	67	0
1968	Chuck Latourette	65	41.6	55	0
1969	King Hill	73	37.6	57	1
1970	Chuck Latourette	65	40.9	59	0
1971	Chuck Latourette	56	38.5	55	1
1972	Donny Anderson	72	39.5	61	0
1973	Gary Kiethley	66	37.5	55	1
1974	Hal Roberts	81	38.7	57	0
1975	Jeff West	64	37.7	58	1
1976	Terry Joyce	64	36.4	54	2
1977	Duane Carrell	49	35.9	53	0
1978	Mike Wood	51	37.6	*81	0
	Steve Little	46	38.0	52	2
1979	Steve Little	80	38.2	56	2
1980	Larry Swider	*99	41.5	66	1
1981	Carl Birdsong	69	41.8	75	0
1982	Carl Birdsong	54	43.8	65	0
1983	Carl Birdsong	85	41.5	59	0
1984	Carl Birdsong	67	38.7	59	1
1985	Carl Birdsong	85	41.7	67	2
1986	Greg Cater	61	37.2	52	1
1987	Greg Horne	24	40.5	51	0
1988	Greg Horne	79	40.9	66	1
1989	Rich Camarillo	76	43.4	58	0
1990	Rich Camarillo	67	42.8	63	0
1991	Rich Camarillo	76	45.3	60	1

\*Cardinal record

# PUNT RETURN LEADERS

Year	Player	No.	Yards	Avg.	Long	TDs
1945	Frank Seno	10	103	10.3	25	0
1946	Frank Seno	17	176	10.3	21	0
1947	John Cochran	10	147	14.7	31	0
1948	Jerry Davis	16	334	20.9	70	2
1949	John Cochran	15	314	20.9	71	2
1950	Don Paul	18	194	10.8	82	1
1951	Don Paul	19	143	7.5	23	0
1952	Billy Cross	21	177	8.4	38	0
1953	Charley Trippi	21	239	11.4	38	0
1954	Ollie Matson	11	100	9.1	59	1
1955	Ollie Matson	13	245	18.8	78	2
1956	Frank Bernardi	18	217	12.1	95	1
1957	Woodley Lewis	24	175	7.3	31	0
1958	Bobby Joe Conrad	19	129	6.8	16	0
1959	Bill Stacy	29	281	9.7	74	2
1960	Bill Stacy	14	62	4.4	24	0
1961	Willie West	11	98	8.9	28	0
1962	Norm Beal	7	46	6.6	14	0
1963	Billy Gambrell	11	111	10.0	49	0
1964	Billy Gambrell	12	126	10.5	36	0
	Jim Burson	12	125	10.4	68	1
1965	Abe Woodson	17	7	0.4	13	0
1966	John Roland	20	221	11.1	86	1
1967	Phil Spiller	15	124	8.3	33	0
1968	Chuck Latourette	28	345	12.3	86	1
1969	Roger Wehri	13	65	5.0	25	0
1970	Chuck Latourette	30	171	5.7	16	0
1971	Larry Willingham	10	84	8.4	34	0
1972	Larry Willingham	9	41	4.6	13	0
1973	Gary Hammond	11	80	7.3	51	0
1974	Terry Metcalf	26	340	13.1	43	0
1975	Terry Metcalf	23	285	12.4	69	1
1976	Terry Metcalf	17	188	11.1	39	0
1977	Terry Metcalf	14	108	7.7	23	0
1978	Willard Harrell	21	196	9.3	70	1
1979	Willard Harrell	32	205	6.4	68	0
1980	Mark Bell	22	195	8.9	54	0
1981	Stump Mitchell	42	445	10.6	50	1
1982	Stump Mitchell	27	165	6.1	15	0
1983	Stump Mitchell	38	337	8.9	34	0
1984	Stump Mitchell	38	333	8.8	39	0
1985	J.T. Smith	26	283	10.9	31	0
1986	Vai Sikahema	43	522	12.1	71	2
1987	Vai Sikahema	44	550	12.5	76	1
1988	Vai Sikahema	33	341	10.3	28	0
1989	Vai Sikahema	37	433	11.7	53	0
1990	Vai Sikahema	36	306	8.5	20	0
1991	<b>John Jackson</b>	<b>31</b>	<b>244</b>	<b>7.9</b>	<b>19</b>	<b>0</b>

\*Cardinal record



# KICKOFF RETURN LEADERS

Year	Player	No.	Yards	Avg.	Long	TDs
1945	Frank Seno	19	408	21.4	31	0
1946	Frank Seno	13	408	31.3	105f	1
1947	Charley Trippi	15	321	21.4	33	0
1948	Jerry Davis	15	437	29.2	83	0
1949	Charley Trippi	18	427	23.7	48	0
1950	Don Paul	28	693	24.7	46	0
1951	Emil Stiko	17	429	25.2	41	0
1952	Ollie Matson	20	623	31.2	100f	*2
1953	Billy Cross	12	257	21.4	39	0
1954	Les Goble	27	749	27.7	94f	*2
1955	Ollie Matson	15	368	24.5	37	0
1956	Ollie Matson	13	362	27.7	105f	1
1957	Woodley Lewis	26	682	26.2	52	0
1958	Ollie Matson	14	497	*35.5	101f	*2
1959	Bobby Joe Conrad	18	388	21.7	33	0
1960	Willie West	13	370	28.5	87	0
1961	Pat Fischer	17	426	25.1	53	0
1962	Bill Triplett	24	608	25.3	49	0
1963	Jerry Stovall	15	419	27.9	55	0
1964	Jerry Stovall	24	566	23.6	47	0
1965	Abe Woodson	27	665	24.6	65	0
1966	Roy Shivers	27	762	28.2	94f	1
1967	Bobby Williams	24	583	24.3	38	0
1968	Chuck Latourette	46	1,237	26.9	75	0
1969	MacArthur Lane	20	523	26.2	69	0
1970	Chuck Latourette	13	254	19.5	24	0
1971	Mel Gray	30	740	24.7	65	0
1972	Bobby Moore	20	437	21.9	37	0
1973	Les Shy	16	445	27.8	97f	1
1974	Terry Metcalf	20	623	31.2	94f	1
1975	Terry Metcalf	35	960	27.4	93f	1
1976	Jerry Latin	16	357	22.3	39	0
	Terry Metcalf	16	325	20.3	33	0
1977	Terry Metcalf	32	772	24.1	51	0
1978	Willard Harrell	19	389	20.5	32	0
1979	Roy Green	41	1,007	24.6	+*106f	1
1980	Roy Green	32	745	23.3	37	0
1981	Stump Mitchell	*55	*1,292	23.5	67	0
1982	Stump Mitchell	16	364	22.8	33	0
1983	Stump Mitchell	36	778	21.6	66	0
1984	Stump Mitchell	35	804	23.0	56	0
1985	Clyde Duncan	28	550	19.6	34	0
1986	Vai Sikahema	37	847	22.9	44	0
1987	Vai Sikahema	34	761	22.4	50	0
1988	Vai Sikahema	23	475	20.7	39	0
1989	Vai Sikahema	43	874	20.3	52	0
1990	Vai Sikahema	27	544	20.1	32	0
1991	<b>Larry Centers</b>	<b>16</b>	<b>330</b>	<b>20.6</b>	<b>39</b>	<b>0</b>

\*Cardinal record +Ties NFL record



# FIELD GOAL LEADERS

Year	Player	Att.	Made	Pct.	Long
1945	Conway Baker	1	0	.000	—
1946	Ward Cuff	12	5	.417	42
1947	Pat Harder	10	7	.700	35
1948	Pat Harder	17	7	.412	36
1949	Ventan Yablonski	6	5	.833	34
1950	Pat Harder	9	4	.444	47
1951	Cliff Patton	8	5	.625	27
1952	Joe Geri	18	2	.111	40
1953	Pat Summerall	24	9	.375	49
1954	Pat Summerall	19	8	.421	50
1955	Pat Summerall	19	8	.421	42
1956	Pat Summerall	22	10	.455	42
1957	Pat Summerall	17	6	.353	34
1958	Bobby Joe Conrad	17	6	.353	45
1959	Bobby Joe Conrad	9	6	.667	37
1960	Gerry Perry	20	13	.650	44
1961	Gerry Perry	16	7	.438	38
1962	Gerry Perry	12	5	.417	42
1963	Jim Bakken	21	11	.524	45
1964	Jim Bakken	38	25	.659	51
1965	Jim Bakken	31	21	.677	45
Y1966	Jim Bakken	40	23	.575	47
1967	Jim Bakken	39	27	.692	47
1968	Jim Bakken	24	15	.625	47
1969	Jim Bakken	24	12	.500	46
1970	Jim Bakken	32	20	.625	49
1971	Jim Bakken	32	21	.656	45
1972	Jim Bakken	22	14	.636	49
1973	Jim Bakken	32	23	.719	46
1974	Jim Bakken	22	13	.591	47
1975	Jim Bakken	24	19	.792	47
1976	Jim Bakken	27	20	.741	43
1977	Jim Bakken	16	7	.438	49
1978	Jim Bakken	22	11	.500	45
1979	Steve Little	19	10	.526	51
1980	Neil O'Donoghue	15	11	.733	43
1981	Neil O'Donoghue	32	19	.594	47
1982	Neil O'Donoghue	13	8	.615	48
1983	Neil O'Donoghue	29	15	.517	*52
1984	Neil O'Donoghue	35	23	.657	*52
1985	Neil O'Donoghue	18	10	.556	49
1986	John Lee	13	8	.615	47
1987	Jim Gallery	19	9	.474	48
1988	Al Del Greco	21	12	.571	51
1989	Al Del Greco	26	18	.692	50
1990	Al Del Greco	27	17	.629	50
1991	Greg Davis	30	21	.700	*52

\*Cardinal record

# INTERCEPTION LEADERS

Year	Player	No.	Yards	Avg.	Long	TDs
1945	Leo Cantor	5	70	14.0	26	0
1946	Mal Kutner	5	29	5.8	24	0
1947	John Cochran	8	122	15.3	39	0
1948	John Cochran	7	111	15.9	32	0
1949	Bob Nussbaumer	*12	157	13.1	68	0
1950	Jerry Davis	9	40	4.4	15	0
1951	S.J. Whitman	7	102	14.6	31	0
1952	Roy Barni	6	70	11.7	38	0
1953	Ray Ramsey	10	*237	23.7	46	1
1954	Dick Lane	10	181	18.1	64	0
1955	Dick Lane	6	69	11.5	31	0
1956	Lindon Crow	11	170	15.5	0	0
1957	Jim Hill	3	52	17.3	0	0
1958	Dick Nolan	5	30	6.0	0	0
1959	Billy Stacy	5	114	22.8	0	0
1960	Jerry Norton	10	96	9.6	0	0
1961	Jerry Norton	7	136	19.4	47	*2
1962	Bill Stacy	6	72	12.0	53	0
1963	Pat Fischer	8	169	21.1	55	0
1964	Pat Fischer	10	164	16.4	39	*2
1965	Larry Wilson	6	153	25.5	*96	1
1966	Larry Wilson	10	180	18.0	91	*2
1967	Pat Fischer	4	85	21.3	69	1
	Larry Wilson	4	75	18.8	44	0
	Jerry Stovall	4	6	1.5	6	0
1968	Larry Wilson	4	14	3.5	8	0
1969	Bob Atkins	3	74	24.7	42	0
	Roger Wehrli	3	44	14.7	44	0
1970	Roger Wehrli	6	50	8.3	41	0
1971	Larry Wilson	4	46	11.5	23	0
	Norm Thompson	4	45	11.3	25	0

Year	Player	No.	Yards	Avg.	Long	TDs
1972	Larry Wilson	3	35	11.7	24	0
	Miller Farr	3	21	7.0	21	0
1973	Jim Tolbert	2	34	17.0	26	0
	Clarence Duren	2	13	6.5	13	0
1974	Norm Thompson	6	190	31.7	56	1
1975	Norm Thompson	7	141	20.1	61	1
1976	Norm Thompson	4	83	20.8	38	0
	Mike Sensibaugh	4	60	15.0	35	1
	Roger Wehrli	4	31	7.8	26	0
1977	Roger Wehrli	5	44	8.8	41	0
1978	Ken Stone	9	139	15.4	33	0
1979	Ken Stone	6	70	11.6	30	0
1980	Ken Stone	5	63	12.6	20	0
1981	Ken Greene	7	111	15.9	47	0
1982	Benny Perrin	1	35	35.0	35	0
	Jeff Griffin	1	8	8.0	8	0
	Lee Nelson	1	7	7.0	7	0
	Ken Greene	1	2	2.0	2	0
	Carl Allen	1	0	0.0	0	0
	Mike Dawson	1	0	0.0	0	0
1983	Lionel Washington	8	92	11.5	26	0
1984	Lionel Washington	5	42	8.4	18	0
1985	E.J. Junior	5	109	21.8	53	0
1986	Cedric Mack	4	42	10.5	24	0
1987	Travis Curtis	5	65	13.0	31	0
1988	Cedric Mack	3	33	11.0	12	0
	Carl Carter	3	0	0.0	0	0
1989	<b>Tim McDonald</b>	<b>7</b>	<b>170</b>	<b>24.3</b>	<b>53</b>	<b>1</b>
1990	<b>Tim McDonald</b>	<b>4</b>	<b>63</b>	<b>15.8</b>	<b>38</b>	<b>0</b>
1991	<b>Aeneas Williams</b>	<b>6</b>	<b>60</b>	<b>10.0</b>	<b>32</b>	<b>0</b>

\*Cardinal record

## HEAD COACHES

Years	Coach	Record
1920	Marshall Smith	5-2-1
1921-22	John "Paddy" Driscoll	12-6-3
1923-24	Arnold Horween	13-8-1
1925-26	Norman Barry	16-8-2
1927	Fred Gillies	3-7-1
1928	Guy Chamberlin	1-5-0
1929-30	Ernie Nevers	11-12-3
1931	LeRoy Andrews*	0-2-0
1931	Ernie Nevers	5-2-0
1932	Jack Chevigny	2-6-2
1933-34	Paul Schissler	6-15-1
1935-38	Milan Creighton	16-26-4
1939	Ernie Nevers	1-10-0
1940-42	Jimmy Conzelman	8-22-3
1943-45	Phil Handler**	1-29-0
1946-48	Jimmy Conzelman	27-10-0
1949	Phil Handler-Buddy Parker***	6-5-1
1950-51	Earl "Curly" Lambeau	8-16-0
1952	Joe Kuharich	4-8-0

Years	Coach	Record
1953-54	Joe Stydahar	3-20-1
1955-57	Ray Richards	14-21-1
1958-61	Frank "Pop" Ivy	17-31-2
1962-65	Wally Lemm	27-26-3
1966-70	Charley Winner	35-30-5
1971-72	Bob Holloway	8-18-2
1973-77	Don Coryell	42-29-1
1978-79	Bud Wilkinson****	9-20-0
1979	Larry Wilson	2-1-0
1980-85	Jim Hanifan	39-49-1
1986-89	Gene Stallings*****	23-34-1
1989	Hank Kuhlmann	0-5
1990-	Joe Bugel	9-23

\*Resigned after two games in 1931

\*\*Co-coach with Walt Kiesling of 1944 Card-Pitt team

\*\*\*Co-head coaches

\*\*\*\*Released after 13 games in 1979

\*\*\*\*\*Released after 11 games in 1989

# ALL-NFL

## ▲ 1960

Jerry Norton, S (AP, UPI)  
Sonny Randle, E (AP, UPI)

## ▲ 1961

Jimmy Hill, DHB (NEA)  
Jerry Norton, S (NEA)

## ▲ 1963

Bobby Joe Conrad, FL (AP, UPI)  
Len Gray, G (UPI)  
Larry Wilson, S (UPI)

## ▲ 1964

Bob DeMarco, C (NEA)  
Pat Fischer, DB (AP, NEA, UPI)  
Ken Gray, G (AP, UPI)  
Dale Meinert, LB (NEA)

## ▲ 1965

Ken Gray, G (UPI)

## ▲ 1966

Larry Wilson, S (AP, NEA, UPI)

## ▲ 1967

Bob DeMarco, C (AP)  
Ernie McMillan, T (NEA)  
Jackie Smith, TE (UPI)  
Larry Wilson, S (AP, NEA)

## ▲ 1968

Larry Wilson, S (AP, NEA, UPI)

## ▲ 1969

Larry Wilson, S (AP, NEA, UPI)

## ▲ 1970

MacArthur Lane, RB (NEA)  
Roger Wehrli, CB (NEA)  
Larry Wilson, S (PFWA)

### All-NFC

MacArthur Lane, RB (UPI)  
Ernie McMillan, T (UPI)  
Larry Stallings, LB (UPI)  
Roger Wehrli (UPI)  
Larry Wilson (AP, UPI)

## ▲ 1971

### All-NFC

Ernie McMillan, T (UPI)  
Roger Wehrli, CB (UPI)

## ▲ 1974

Mel Gray, WR (NEA)  
Roger Wehrli, CB (NEA)

### All-NFC

Jim Hart, QB (AP, UPI, *Sporting News*)  
Roger Wehrli (AP, UPI, *Sporting News*)

### NFC Player-of-the-Year

Jim Hart, QB (UPI)  
Terry Metcalf, RB (New York PFWA)

### NFL Coach-of-the-Year

Don Coryell (AP, *Sporting News*)

### NFC Coach-of-the-Year

Don Coryell (UPI, PFWA)

(Note: Metcalf was runner-up to NFL MVP by AP and runner-up to NFC player-of-the-year by UPI)

## ▲ 1975

Jim Bakken, K (AP, NEA, PFWA, *Pro Football Weekly*, *N.Y. News*)

Dan Dierdorf, T (PFWA, *N.Y. News*)

Mel Gray, WR (AP, PFWA, *N.Y. News*, *Pro Football Weekly*, *Football News*)

Terry Metcalf, KR (*Football News*)

Roger Wehrli, CB (AP, PFWA, *N.Y. News*, *Pro Football Weekly*)

### All-NFC

Jim Bakken, K (AP, *Inside Football Report*, *Pro Football Weekly*, *Sporting News*)

Tom Banks, C (*Pro Football Weekly*)

Dan Dierdorf, T (AP, UPI, *Inside Football Report*, *Pro Football Weekly*, *N.Y. News*)

Mel Gray, WR (AP, UPI, *Inside Football Report*, *Pro Football Weekly*, *N.Y. News*, *Sporting News*)

Terry Metcalf, RB (AP, UPI, *Inside Football Report*, *Pro Football Weekly*, *N.Y. News*, *Sporting News*)

Roger Wehrli, CB (AP, UPI, *Inside Football Report*, *Pro Football Weekly*, *N.Y. News*, *Sporting News*)

### NFL MVP

Terry Metcalf, RB (*N.Y. News*)

### NFC Coach-of-the-Year

Don Coryell (*Inside Football Report*)

## ▲ 1976

Jim Bakken, K (AP, NEA, PFWA, *Pro Football Weekly*)

Tom Banks, C (AP, *Football Digest*)

Dan Dierdorf, T (AP, NEA, PFWA, *N.Y. News*, *N.Y. Post*)

Conrad Dobler, G (NEA)

Roger Wehrli, CB (AP, PFWA)

### Second Team

Tom Banks, C (NEA, PFWA)

Conrad Dobler, G (AP)

### All-NFC

Jim Bakken, K (AP, UPI, *Sporting News*; *N.Y. News*, *Pro Football Weekly*)

Conrad Dobler, G (AP, UPI, *Sporting News*)

Mel Gray, WR (AP, *Sporting News*)

Roger Wehrli, CB (AP, UPI, *Sporting News*; *Pro Football Weekly*, *N.Y. News*)

Bob Young, G (*N.Y. News*)

### NFC Offensive Lineman-of-the-Year

Dan Dierdorf, T (NFC players)

## ▲ 1977

Dan Dierdorf, T (AP, PFWA, NEA)

Roger Wehrli, CB (AP, NEA)

### Second Team

Tom Banks, C (AP)

### All-NFC

Tom Banks, C (UPI, *Sporting News*)

Dan Dierdorf, T (UPI, *Sporting News*)

Bob Young, G (*Sporting News*)

### NFC Offensive Lineman-of-the-Year

Dan Dierdorf, T (NFC players)

## ▲ 1978

Dan Dierdorf, T (AP, NEA, PFWA, *Pro Football Weekly*)

### All-NFC

Dan Dierdorf, T (*Sporting News*; UPI)

Tom Banks, C (*Sporting News*; UPI, *Pro Football Weekly*)

Bob Young, G (*Sporting News*; *Pro Football Weekly*)

### Honorable Mention All-NFC

Ken Stone, S (UPI)

Pat Tilley, WR (UPI)

Roger Wehrli, CB (UPI)

### All-Rookie NFC

Ken Greene, S (UPI, *Pro Football Weekly*)

### NFC Offensive Lineman-of-the-Year

Dan Dierdorf, T (NFC players)

## ▲ 1979

Ottis Anderson, RB (AP, PFWA)

Bob Young, G (AP, *Pro Football Weekly*)

### All-NFC

Ottis Anderson, RB (UPI, *Sporting News*, *Pro Football Weekly*)

Tom Banks, C (UPI, *Sporting News*)

Roy Green, KR (*Sporting News*, *Pro Football Weekly*)

Roger Wehrli, CB (UPI, *Sporting News*; *Pro Football Weekly*)

Bob Young, G (UPI, *Sporting News*; *Pro Football Weekly*)

Ottis Anderson, RB (UPI, *Pro Football Weekly*, *Football Digest*)

### All-Rookie NFL

Ottis Anderson, RB (UPI, *Pro Football Weekly*, *Football Digest*)

Joe Bostic, T (*Football Digest*)

**NFL Player-of-the-Year**

Otis Anderson, RB (AP, UPI, *Sporting News*, *Pro Football Weekly*, *PFWA*, *Football Digest*, *Offense-N.Y. News*)

**NFC Rookie-of-the-Year**

Otis Anderson, RB (UPI, *Sporting News*)

**▲1980**

Pat Tilley, WR (*Sports Illustrated*, Dan Dierdorf, T (NEA))

**NFL All-Rookie**

Rush Brown, T (UPI, *Pro Football Weekly*, *Football Digest*)

**Second Team All-NFC**

Otis Anderson, RB (AP, UPI)  
Dan Dierdorf, T (AP, UPI)  
Pat Tilley, WR (UPI)

**▲1981**

Roy Green, WR/DB (*Sports Illustrated*, All-NFC)

Roy Green, WR/DB (*Pro Football Weekly*)

**NFL All-Rookie**

Neil Lomax, QB (UPI, *PFWA*, *Football Digest*, *Pro Football Weekly*)

E.J. Junior, LB (UPI, *Football Digest*, *Pro Football Weekly*)

Carl Birdsong, P (UPI)  
Stump Mitchell, RB (*Pro Football Weekly*)

Greg LaFleur, TE (PFWA, *Football Digest*)

**▲1982****NFL All-Rookie**

Luis Sharpe, T (*Pro Football Weekly*, *PFWA*, *Football Digest*)

Tootie Robbins, T (*Football Digest*, *Pro Football Weekly*, *PFWA*)

Benny Perrin, S (*Pro Football Weekly*, *PFWA*)

**▲1983**

Roy Green, WR (AP, NEA, *PFWA*, *Football Digest*, *Pro Football Weekly*, *Sporting News*, *College and Pro Football Newsweekly*, *Football Digest*)

**All-NFC**

Carl Birdsong, P (UPI, *Pro Football Weekly*)

Roy Green, WR (UPI, *Pro Football Weekly*)

**▲1984**

Roy Green, WR (AP, NEA, *PFWA*, *Sporting News*, *College and Pro Football Newsweekly*, *Pro Football Weekly*, *Football Digest*, *Seagram Sports Award*)

E.J. Junior, ILB (AP, NEA, *PFWA*, *Football Digest*)

**All-NFC**

Roy Green, WR (UPI, *Pro Football Weekly*)

E.J. Junior, ILB (UPI)

Curtis Greer, DE (UPI)

Stump Mitchell, KR (*Pro Football Weekly*)

Randy Clark, C (NEA)

Luis Sharpe, T (UPI)

Neil Lomax, QB (UPI)

**▲1985****All-NFC**

E.J. Junior, ILB (UPI)

**All-Rookie**

Lance Smith, T (UPI)  
Freddie Joe Nunn, OLB (UPI, *Football Digest*)

Lonnie Young, S (UPI, *Football Digest*)

**▲1986****All-Rookie**

Gene Chilton, C (*Pro Football Weekly*)

Vai Sihakema, PR-KR (*Pro Football Weekly*)

John Lee, K (PFWA, *Pro Football Weekly*)

**Second Team**

Leonard Smith, SS (AP, UPI, NEA)

Vai Sihakema, PR-KR (AP)

**All-NFC**

Vai Sihakema, PR-KR (*Pro Football Weekly*)

Ron Wolley, Special Teams (PFWA)

**▲1987**

J.T. Smith, WR (*Pro Football Weekly*, *Sporting News*)

Ron Wolley, special teams (*Pro Football Weekly*)

Vai Sihakema, KR (AP)

**Second Team**

Robert Awalt, TE (NEA)

Luis Sharpe, T (UPI)

J.T. Smith, WR (AP, *Sporting News*)

**NFL All-Rookie**

Robert Awalt, TE (UPI, *PFWA*, *Pro Football Weekly*, *Football Digest*)

Todd Peat, G (UPI, *PFWA*, *Pro Football Weekly*, *Football Digest*)

**All-NFC**

Leonard Smith, SS (*Football News*)

J.T. Smith, WR (UPI)

**All-NFC Second Team**

Neil Lomax, QB (UPI)

**NFL Rookie-of-the-Year**

Robert Awalt, TE (*Sporting News*)

**NFC Rookie-of-the-Year**

Robert Awalt, TE (UPI)

**▲1988****Second Team**

Luis Sharpe, T (AP)

**Honorable Mention**

Derek Kennard, C (AP)

Freddie Joe Nunn, DE (AP)

Lonnie Young, FS (AP)

**All-NFC**

Luis Sharpe, T (UPI)

**All-NFC Second Team**

Freddie Joe Nunn, DE (UPI)

**▲1989****Second Team**

Rich Camarillo, P (AP)

**All-NFC**

Tim McDonald, S (UPI, *Pro Football Weekly*)

Ron Wolley, special teams (*Pro Football Weekly*)

**All-NFC Second Team**

Rich Camarillo, P (UPI)

**All-Rookie**

Eric Hill, LB (UPI, *Pro Football Newsweekly*, *Pro Football Weekly*, *Football Digest*)

Joe Wolf, T (UPI, *Pro Football Newsweekly*, *Pro Football Weekly*, *Football Digest*)

Jim Wahler, DT (*Pro Football Newsweekly*, *Pro Football Weekly*)

Jim Wahler, DT (*Pro Football Newsweekly*, *Pro Football Weekly*)

**▲1990****NFL Rookie-of-the-Year**

Johnny Johnson, RB (*Football Digest*)

**NFL Offensive****Rookie-of-the-Year**

Johnny Johnson, RB (*College and Pro Football Newsweekly*)

**All-NFL Second Team**

Luis Sharpe, T (AP)

Rich Camarillo, P (UPI)

**NFL All-Rookie**

Johnny Johnson, RB (UPI, *PFWA*, *Pro Football Weekly*, *College and Pro Football Newsweekly*, *Football Digest*, *Football News*)

Ricky Proehl, WR (UPI, *PFWA*, *Pro Football Weekly*, *College and Pro Football Newsweekly*, *Football Digest*)

**▲1991****NFL All-Rookie Team**

Aeneas Williams, CB (PFWA, *College and Pro Football Newsweekly*, *Pro Football Weekly*, *Football News*, *Football Digest*)

**NFL All-Pro**

Tim McDonald, SS (AP)

**All-Pro Second Team**

Tim McDonald, SS (NEA)

**All-NFC**

Rich Camarillo, P (UPI, *Pro Football Weekly*)

Tim McDonald, SS (*Pro Football Weekly*, *Football News*)

# PRO BOWLERS

**▲1960**

Jimmy Hill, DB; Jerry Norton, DB; Sonny Randle, WR; Leo Sugar, DE.

**▲1961**

Ken Gray, G; Jimmy Hitt, DB; Jerry Norton, DB; Sonny Randle, WR; Billy Stacy, DB.

**▲1962**

John David Crow, RB; Jimmy Hill, DB; Bill Koman, LB; Sonny Randle, WR; Larry Wilson, DB.

**▲1963**

Bob DeMarco, C; Ken Gray, G; Charley Johnson, QB; Dale Meinert, LB; Larry Wilson, DB.

**▲1964**

Bobby Joe Conrad, WR; Pat Fischer, DB; Irv Goode, G; Ken Gray, G; Bill Koman, LB.

**▲1965**

Jim Bakken, K; Bob DeMarco, C; Pat Fischer, DB; Ernie McMillan, T; Dale Meinert, LB; Sonny Randle, WR; Sam Silas, DT; Larry Wilson, DB.

**▲1966**

Ken Gray, G; Bob Reynolds, T; Joe Robb, DE; John Roland, RB; Jackie Smith, TE; Jerry Stovall, DB; Chuck Walker, DT; Larry Wilson, DB.

**▲1967**

Jim Bakken, K; Bob DeMarco, C; Irv Goode, G; Ken Gray, G; Ernie McMillan, T; Dale Meinert, LB; Jackie Smith, TE; Jerry Stovall, DB; Larry Wilson, DB.

**▲1968**

Don Brumm, DE; Ken Gray, G; Bob Reynolds, T; Jackie Smith, TE; Larry Wilson, DB.

**▲1969**

Ernie McMillan, T; Bob Reynolds, T; Jackie Smith, TE; Jerry Stovall, DB; Larry Wilson, DB.

**▲1970**

MacArthur Lane, RB; Ernie McMillan, T; Jackie Smith, TE; Larry Stallings, LB; Roger Wehrli, DB; Larry Wilson, DB.

**▲1971**

Roger Wehrli, DB.

**▲1974**

Dan Dierdorf, T; Mel Gray, WR; Jim Hart, QB; Terry Metcalf, RB; Roger Wehrli, CB.

**▲1975**

Jim Bakken, K; Tom Banks, C; Dan Dierdorf, T; Conrad Dobler, G; Mel Gray, WR; Jim Hart, QB; Terry Metcalf, RB; Jim Otis, RB; Roger Wehrli, CB.

**▲1976**

Jim Bakken, K; Tom Banks, C; Dan Dierdorf, T; Conrad Dobler, G; Mel Gray, WR; Jim Hart, QB; Roger Wehrli, CB.

**▲1977**

Tom Banks, C; Conrad Dobler, G; Dan Dierdorf, T; Mel Gray, WR; Jim Hart, QB; Terry Metcalf, RB; Roger Wehrli, CB.

**▲1978**

Tom Banks, C; Dan Dierdorf, T; Bob Young, G.

**▲1979**

Ottis Anderson, RB; Roger Wehrli, CB; Bob Young, G.

**▲1983**

Carl Birdsong, P; Roy Green, WR.

**▲1984**

Roy Green, WR; E.J. Junior, ILB; Neil Lomax, QB.

**▲1985**

E.J. Junior, ILB.

**▲1986**

Vai Sikahema, PR; Ron Wolfley, special teams.

**▲1987**

Neil Lomax, QB; Luis Sharpe, T; Vai Sikahema, KR; Ron Wolfley, special teams.

**▲1988**

Luis Sharpe, T; Ron Wolfley, special teams; J.T. Smith, WR.

**▲1989**

Rich Camarillo, P; Tim McDonald, SS; Luis Sharpe, T; Ron Wolfley, special teams.

**▲1990**

Johnny Johnson, RB.

**▲1991**

Rich Camarillo, P; Tim McDonald, SS (injured, did not play).

# THE LAST TIME

## ▲ 500 Yards Total Offense

By Cardinals: 519 at L.A. Rams, Oct. 2, 1988  
By Opponent: 508 by Washington, Oct. 8, 1989

## ▲ 400 Passing Yards

By Cardinals: 457 by Neil Lomax at San Diego, Sept. 20, 1987  
(32 comp./61 att.)  
By Opponent: 429 by Dan Marino vs. Miami, Sept. 30, 1984  
(24 comp./37 att.)

## ▲ Four Single-Game TD Passes

By Cardinals: Gary Hogeboom at Seattle, Sept. 17, 1989  
By Opponent: Jim Kelly at Buffalo, Nov. 11, 1990.

## ▲ 200 Single-Game Rushing Yards

By Cardinals: 203 by John David Crow vs. Pitt., Dec. 18, 1960  
By Opponent: 213 by Charles White vs. L.A. Rams, Nov. 15, 1987

## ▲ Three Single-Game Rushing TDs

By Cardinals: Derrick McAdoo at San Francisco, Oct. 11, 1987  
(1,1,6)  
By Opponent: Emmitt Smith at Dallas, Nov. 3, 1991 (3,1,3);  
Herschel Walker vs. Minnesota, Oct. 27, 1991 (16, 1, 5)

## ▲ Three Single-Game TD Receptions

By Cardinals: Roy Green at Seattle, Sept. 17, 1989 (51, 6, 59);  
J.T. Smith at Washington, Oct. 8, 1989 (7, 20, 17)  
By Opponent: Anthony Allen at Washington, Oct. 4, 1987  
(34, 88, 48)

## ▲ Three Single-Game TDs

By Cardinals: Roy Green at Seattle, Sept. 17, 1989 (3 receiving);  
J.T. Smith at Washington, Oct. 8, 1989 (3 receiving);  
Earl Ferrell vs. Atlanta, Oct. 22, 1989 (3 rush)  
By Opponent: Emmitt Smith at Dallas, Nov. 3, 1991 (rushing-3,1,3);  
Herschel Walker vs. Minnesota, Oct. 27, 1991  
(rushing-16, 1, 5)

## ▲ Four Single-Game TDs

By Cardinals: Roy Green vs. Seattle, Nov. 13, 1983 (4 rec.)  
By Opponent: Emmitt Smith at Dallas, Dec. 16, 1990 (4 rush)

## ▲ Three Single-Game Interceptions

By Cardinals: Ken Greene vs. Buffalo, Nov. 15, 1981  
By Opponent: Gene Atkins vs. New Orleans, Dec. 22, 1991

## ▲ Punt Return For TD

By Cardinals: Vai Sikahema vs. N.Y. Giants, Dec. 13, 1987, 76  
yards (Sean Landeta punt)  
By Opponent: Ron Pitts vs. Green Bay, Dec. 18, 1988, 63  
yards (Greg Horne punt)

## ▲ Kickoff Return For TD

By Cardinals: Roy Green at Dallas, Oct. 21, 1979, 106 yards  
(Rafael Septien kickoff)  
By Opponent: Jon Vaughn vs. New England, Sept. 29, 1991,  
99 yards (Greg Davis kickoff)

## ▲ Interception Return For TD

By Cardinals: Lorenzo Lynch vs. Philadelphia, Nov. 24,  
1991, 35 yards (Jim McMahon)  
By Opponent: Wilber Marshall at Washington, Sept. 15, 1991,  
54 yards (Tom Tupa)

## ▲ Fumble Returned For TD

By Cardinals: Rod Saddler at Philadelphia, Sept. 8, 1991, 7  
yards (Jim McMahon fumble); Eric Hill at L.A. Rams,  
Sept. 1, 1991, 85 yards (Jim Everett fumble)  
By Opponent: Clyde Simmons vs. Philadelphia, Nov. 24, 1991,  
recovered in end zone (Stan Gelbaugh fumble); Seth  
Joyner vs. Philadelphia, Nov. 24, 1991, 34 yards  
(Anthony Thompson fumble)

## ▲ Punt Blocked For TD

By Cardinals: Norm Thompson vs. Pittsburgh, Oct. 1, 1972, 8  
yards (Bobby Walden punt)  
By Opponent: Jerry Gray vs. L.A. Rams, Nov. 15, 1987, in end  
zone (Greg Cater punt)

## ▲ 50 Points Scored By Team

By Cardinals: St. Louis 56 at Minnesota 14, Oct. 6, 1963  
By Opponent: Philadelphia 52, St. Louis 10, Nov. 8, 1981

## ▲ Shutout

By Cardinals: St. Louis 24, vs. Buffalo 0, Nov. 15, 1981  
By Opponent: At Washington 34, Phoenix 0, Sept. 15, 1991;  
Vs. Minnesota 28, Phoenix 0, Oct. 27, 1991

## ▲ Safety

By Cardinals: Karl Wilson tackled running back Anthony Toney  
in end zone, vs. Philadelphia, Oct. 15, 1989  
By Opponent: Cardinal quarterback Tom Tupa intentionally  
grounded football in end zone vs. Washington, Dec. 3,  
1989

## ▲ Punt Blocked

By Cardinals: Vs. Tampa Bay, Nov. 26, 1989 (Ron Wolfley  
block of Chris Mohr punt)  
By Opponent: At Dallas, Nov. 3, 1991 (Robert Williams block  
of Rich Camarillo punt)

# DRAFT HISTORY

## ▲ First-Round Choices (1960-91)

Year	Player, Position	School
1960	George Izo, QB	Notre Dame
1961	Ken Rice, T	Auburn
1962	Fate Echlos, T	Northwestern
	Irv Goode, C	Kentucky
1963	Jerry Stovall, HB	Louisiana State
	Don Brumm, E	Purdue
1964	Ken Kortas, T	Louisville
1965	Joe Namath, QB	Alabama
1966	Carl McAdams, LB	Oklahoma
1967	Dave Williams, WR	Washington
1968	MacArthur Lane, RB	Utah State
1969	Roger Wehrli, DB	Missouri
1970	Larry Stegert, RB	Texas A&M
1971	Norm Thompson, DB	Utah
1972	Bobby Moore, WR	Oregon
1973	Dave Butz, DT	Purdue
1974	J.V. Cain, TE	Colorado
1975	Tim Gray, CB	Texas A&M
1976	Mike Dawson, DT	Arizona

Year	Player, Position	School
1977	Steve Pisarkiewicz, CB	Missouri
1978	Steve Little, P/K	Arkansas
	Ken Greene, DB	Washington State
1979	Ottis Anderson, RB	Miami
1980	Curtis Greer, DE	Michigan
1981	E.J. Junior, LB	Alabama
1982	Luis Sharpe, T	UCLA
1983	Leonard Smith, CB	McNeese State
1984	Clyde Duncan, WR	Tennessee
1985	Freddie Joe Nunn, LB	Mississippi
1986	Anthony Bell, LB	Michigan State
1987	Kelly Stouffer, QB	Colorado State
1988	Ken Harvey, LB	California
1989	Eric Hill, LB	Louisiana State
1990	None. (Exercised in July, 1989 supplemental draft for Timm Rosenbach, QB.)	
1991	Eric Swann, DL	None
1992	None. (Traded to Miami Dolphins Sept. 3, 1991 for Randal Hill., WR.)	

## ▲ 1992

(Drafted alternately 7-6-5)

1. None. Traded to Miami Dolphins Sept. 3, 1991 for Randal Hill, WR.
2. Tony Sacca, QB ..... Penn State
3. Ed Cunningham, C ..... Washington
- 4a. Jeff Christy, OL ..... Pittsburgh
- 4b. Michael Bankston, NG ..... Sam Houston State
5. None. Traded to New Orleans Saints with G Derek Kennard for Robert Massey, CB.
6. Brian Brauning, T ..... Oklahoma
7. Derek Ware, TE ..... Central (Okla.) State
8. Eric Blount, WR ..... North Carolina
- 9a. David Henson, NG ..... Arkansas Central
- 9b. Tyrone Williams ..... WR
10. Reggie Yarbrough, FB ..... California State-Fullerton
11. Rob Baxley, T ..... Iowa
12. Lance Wilson, NG ..... Texas

## ▲ 1991

(Drafted alternately 6-5-4-3)

1. Eric Swann, DL ..... None
2. Mike Jones, DT ..... North Carolina State
3. Aeneas Williams, CB ..... Southern
4. Dexter Davis, CB ..... Clemson
5. Vance Hammond, DT ..... Clemson
6. Ed Vega, T ..... Memphis State
7. Ivory Lee Brown, RB ..... Ark.-Pine Bluff
- 8a. Greg Amsler, RB ..... Tennessee
- 8b. Jerry Evans, TE ..... Toledo
- 8c. Scott Evans, DE ..... Oklahoma
9. None
10. Herbie Anderson, CB ..... Texas A&I
11. Nathan LaDuke, S ..... Arizona State
12. Jeff Bridewell, QB ..... California-Davis

*Penn State quarterback Tony Sacca was the Cardinals' first selection in the 1992 NFL Draft.*





## ▲ 1990

(Drafted alternately 4-6-5)

1. None. (Exercised in July, 1989 supplemental draft for Timm Rosenbach, QB.)
2. Anthony Thompson, RB ..... Indiana
3. Ricky Proehl, WR ..... Wake Forest
4. Travis Davis, DL ..... Michigan State
5. Larry Centers, RB ..... Stephen F. Austin
6. Tyrone Shavers, WR ..... Lamar
7. Johnny Johnson, RB ..... San Jose State
8. Mickey Washington, CB ..... Texas A&M
9. David Bavaro, LB ..... Syracuse
10. David Elle, TE ..... South Dakota
11. Dempsey Norman, WR ..... St. Francis (Ill.)
- 12a. Donnie Riley, RB ..... Central Michigan
- 12b. Ken McMichel, LB ..... Oklahoma

## ▲ 1989

(Drafted alternately 10-12-11)

- 1a. Eric Hill, LB ..... Louisiana State
- 1b. Joe Wolf, OL ..... Boston College
2. Walter Reeves, TE ..... Auburn
3. Mike Zandofsky, OL ..... Washington
4. Jim Wahler, DL ..... UCLA
- 5a. Richard Tardits, OB ..... Georgia
- 5b. David Edeen, DE ..... Wyoming
6. Jay Taylor, CB ..... San Jose State
7. Rickey Royal, CB ..... Sam Houston State
8. John Burch, RB ..... Tennessee-Martin
9. Kendall Trainor, K ..... Arkansas
10. Chris Becker, P ..... Texas Christian
11. Jeff Hunter, DE ..... Albany (Ga.) State
12. Todd Nelson, OL ..... Wisconsin

## ▲ 1988

(Drafted alternately 12-11-14-13)

1. Ken Harvey, OLB ..... California
2. Tony Jeffery, RB ..... Texas Christian
3. Tom Tupa, QB/P ..... Ohio State
4. Michael Brim, CB ..... Virginia Union
- 5a. Chris Gaines, ILB ..... Vanderbilt
- 5b. Tony Jordan, RB ..... Kansas State
6. Jon Phillips, G ..... Oklahoma
7. Ernie Jones, WR ..... Indiana
8. Tim Moore, OLB ..... Michigan State
9. Scott Dill, G ..... Memphis State
10. Andy Schilling, WR ..... Miami, O.
11. Keith McCoy, DB ..... Fresno State
12. Chris Carrier, S ..... Louisiana State

## ▲ 1987

(Drafted 6th)

1. Kelly Stouffer, QB ..... Colorado State
2. Tim McDonald, DB ..... Southern California
- 3a. Robert Awalt, TE ..... San Diego State
- 3b. Colin Scotts, DE ..... Hawaii
4. Rod Saddler, DT ..... Texas A&M
- 5a. George Swann, RB ..... Miami, O.
- 5b. John Bruno, P ..... Penn State

- 5c. Iliia Jarostchuk, LB ..... New Hampshire
6. Mark Garalczyk, DT ..... Western Michigan
- 7a. Tim Peoples, DB ..... Washington
- 7b. William Harris, TE ..... Bishop (Tex.)
8. Steve Alford, DT ..... Washington
9. Wayne Davis, LB ..... Alabama
10. Charles Wright, DB ..... Tulsa
11. Todd Peat, G ..... Northern Illinois

## ▲ 1986

(Drafted alternately 6-5-4-7)

1. Anthony Bell, LB ..... Michigan State
2. John Lee, K ..... UCLA
3. Gene Chilton, C ..... Texas
4. Carl Carter, CB ..... Texas Tech
5. Jeff Tupper, DE ..... Oklahoma
7. Eric Swanson, WR ..... Tennessee
8. Ray Brown, OL ..... Arkansas State
9. Kent Kalentzis, S ..... Hawaii
- 10a. Vai Sikahema, FB ..... Brigham Young
- 10b. Wes Smith, WR ..... East Texas State
11. Wayne Dillard, LB ..... Alcorn State
12. Kent Austin, QB ..... Mississippi

## ▲ 1985

(Drafted alternately 18-17-16-20-19)

1. Freddie Joe Nunn, LB ..... Mississippi
2. Scott Bergold, T ..... Wisconsin
3. Lance Smith, G ..... Louisiana State
4. Ron Wolfley, RB ..... West Virginia
- 5a. K.D. Dunn, TE ..... Clemson
- 5b. Louis Wong, T ..... Brigham Young
6. Jay Novacek, WR ..... Wyoming
8. Rob Monaco, T ..... Vanderbilt
9. Scott Williams, TE ..... Georgia
10. Dennis Williams, RB ..... Furman
11. Ricky Anderson, K ..... Vanderbilt
12. Lonnie Young, DB ..... Michigan State

## ▲ 1984

(Drafted 17th)

1. Clyde Duncan, WR ..... Tennessee
2. Doug Dawson, G ..... Texas
3. Rick McIvor, QB ..... Texas
4. Martin Bayless, S ..... Bowling Green
- 5a. Jeff Leiding, LB ..... Texas
- 5b. John Goode, TE ..... Youngstown State
6. Rod Clark, LB ..... Southwest Texas State
7. Quentin Walker, RB ..... Virginia
- 8a. Falaniko Noga, LB ..... Hawaii
- 8b. Bob Pauling, K ..... Clemson
9. John Walker, RB ..... Texas
10. Mark Smythe, DT ..... Indiana
11. Kyle Mackey, QB ..... East Texas State
12. Paul Parker, G ..... Oklahoma

(Draft History continued on page 212)

*(Draft History continued from page 211)*

**▲ 1983**

*(Drafted alternately 15-16-17-18-19)*

- 1. Leonard Smith, CB ..... McNeese State
- 2. Cedric Mack, CB ..... Baylor
- 3. Ramsey Dardar, DT ..... Louisiana State
- 4a. Mark Duda, DT ..... Maryland  
(From Seattle)
- 4b. Lionel Washington, DB ..... Tulane
- 5. Steve Bird, WR ..... Eastern Kentucky
- 6. George Schmitt, CB ..... Delaware
- 7. Carlos Scott, C ..... Texas
- 8. Bob Harns, S ..... Auburn
- 9. Otis Brown, RB ..... Jackson State
- 10. Tim Lucas, LB ..... California
- 11. Aaron Williams, RB ..... Washington
- 12. James Lane, LB ..... Alabama State

**▲ 1982**

*(Drafted alternately 12-11-10-9-8)*

- 1. Luis Sharpe, T ..... UCLA
- 2. David Galloway, DE ..... Florida
- 3a. Benny Perrin, DB ..... Alabama
- 3b. Rusty Guilbeau, DE ..... McNeese State  
(From Kansas City)
- 4. Tootie Robbins, T ..... East Carolina
- 5a. Vance Bedford, DB ..... Texas
- 5b. Earl Ferrell, RB ..... E. Tennessee State  
(From Washington)
- 6. Craig Shaffer, LB ..... Indiana State
- 7. Bob Sebto, T ..... Colorado
- 8. Chns Lindstrom, DT ..... Boston U.
- 9. Darnell Dailey, LB ..... Maryland
- 10. Eddie McGill, TE ..... Western Carolina
- 11. James Williams, DE ..... North Carolina A&T
- 12. Bob Aitha, K ..... Ohio State

**▲ 1981**

*(Drafted 5th)*

- 1. E.J. Junior, LB ..... Alabama
- 2. Neil Lomax, QB ..... Portland State
- 3. Jeff Griffin, DB ..... Utah
- 4. Steve Rhodes, WR ..... Oklahoma
- 5. John Gillen, LB ..... Illinois
- 6. Dave Ahrens, LB ..... Wisconsin
- 7. Kevin Donnalley, DB ..... North Dakota State
- 8. Mike Fisher, WR ..... Baylor
- 9. Stump Mitchell, RB ..... Citadel
- 10a. James Mallard, WR ..... Alabama
- 10b. Jim Joiner, WR ..... Miami
- 11. Mike Sherrod, TE ..... Illinois
- 12. Joe Adams, G ..... Nebraska

**▲ 1980**

*(Drafted alternately 6-5 & 4)*

- 1. Curtis Greer, DE ..... Michigan
- 2. Doug Marsh, TE ..... Michigan
- 3a. John Sinnott, RT ..... Brown
- 3b. Charles Baker, LB ..... New Mexico  
(From San Diego)
- 4. Rusty Lisch, QB ..... Notre Dame
- 5. (Traded to Kansas City)
- 6. Bill Acker, DT ..... Texas
- 7. Ben Apuna, LB ..... Arizona State

- 8a. Dupree Branch, DB ..... Colorado State
- 8b. Grant Hudson, DT ..... Virginia  
(From Denver)
- 9. Stafford Mays, DE ..... Washington
- 10. Rush Brown, DT ..... Ball State
- 11. Delrick Brown, DB ..... Houston
- 12. Tyrone Gray, WR ..... Washington State

**▲ 1979**

*(Drafted alternately 8 & 7)*

- 1. Otis Anderson, RB ..... Miami
- 2a. Theotis Brown, RB ..... UCLA
- 2b. Calvin Favron, LB ..... S.E. Louisiana  
(From Oakland)
- 3. Joe Bostic, T ..... Clemson
- 4. Roy Green, WR ..... Henderson State
- 5a. Steve Henry, DB ..... Emporia State
- 5b. Mark Bell, WR ..... Colorado State  
(From Oakland)
- 6. Thomas Lott, RB ..... Oklahoma
- 7. Kirk Gibson, WR ..... Michigan State
- 8. Larry Miller, LB ..... Bingham Young
- 9. Bob Rozier, DE ..... California
- 10. Jerry Holloway, TE ..... Western Illinois
- 11. Nate Henderson, T ..... Florida State
- 12. Rick McBride, LB ..... Georgia

**▲ 1978**


*(Drafted alternately 15 & 19-14-13)*

- 1a. Steve Little, P/K ..... Arkansas
- 1b. Ken Greene, DB ..... Washington State  
(From Washington)
- 2. John Barefield, LB ..... Texas A&I
- 3. Doug Greene, DB ..... Texas A&I
- 4a. George Collins, G ..... Georgia  
(From San Diego)
- 4b. Jim Childs, WR ..... Cal Poly-San Luis Obispo
- 5. Earl Carr, RB ..... Florida
- 6. Jack Williams, DE ..... Bowling Green
- 7. Dave Stief, WR ..... Portland State
- 9. Joe Mosley, TE ..... Central (O.) State
- 10. Randy Gill, LB ..... San Jose State
- 12. Anthony Clay, LB ..... South Carolina State

**▲ 1977**

*(Drafted alternately 12-11-14-13)*

- 1. (Traded to Atlanta)  
Steve Pisarkiewicz, QB ..... Missouri  
(From Washington)
- 2. George Franklin, RB ..... Texas A&I
- 3a. Kurt Allerman, LB ..... Penn State
- 3b. Terdell Middleton, RB ..... Memphis State  
(From Baltimore)
- 4. (Traded to Cincinnati)
- 5a. Ernest Lee, DT ..... Texas
- 5b. Andy Spiva, LB ..... Tennessee  
(From New England)
- 6. (Traded to Philadelphia)
- 7. (Traded to Cleveland)
- 8. Eric Williams, LB ..... Southern California
- 9. Johnny Jackson, DT ..... Southern
- 10. Jim LeJay, WR ..... San Jose State
- 11. Greg Lee, DB ..... Western Illinois
- 12. Rick Fenlaw, LB ..... Texas



**RECORDS**



# SINGLE-GAME BESTS

## ▲ Rushing (All 100-yard games)

- 203 ...John David Crow vs. Pittsburgh, Dec. 18, 1960 (24 carries)  
 193 ...Otis Anderson vs. Dallas, Sept. 2, 1979 (21 carries)  
 182 ...Wayne Morris at Minnesota, Nov. 6, 1977 (27 carries)  
 179 ...Stump Mitchell vs. Philadelphia, Dec. 17, 1985 (22 carries)  
 177 ...Otis Anderson vs. Buffalo, Nov. 15, 1981 (27 carries)  
 176 ...Bill Triplett at N.Y. Giants, Oct. 31, 1965 (23 carries)  
 168 ...Otis Anderson at N.Y. Giants, Nov. 11, 1980 (31 carries)  
 164 ...Otis Anderson vs. Minnesota, Nov. 4, 1979 (25 carries)  
 163 ...Ollie Matson vs. Washington, Nov. 21, 1954  
 162 ...Willis Crenshaw at N.Y. Giants, Dec. 8, 1968 (28 carries)  
 158 ...Stump Mitchell vs. New Orleans, Dec. 8, 1985 (28 carries)  
 157 ...John David Crow at Washington, Nov. 20, 1960 (17 carries)  
 155 ...Otis Anderson vs. Philadelphia, Dec. 18, 1983 (23 carries)  
 155 ...Ollie Matson vs. Washington, Nov. 20, 1957  
 151 ...Otis Anderson vs. Philadelphia, Sept. 28, 1980 (27 carries)  
 148 ...Stump Mitchell vs. Houston, Oct. 27, 1985 (21 carries)  
 147 ...Jim Otis at Chicago, Dec. 14, 1975 (33 carries)  
 146 ...MacArthur Lane vs. Washington, Sept. 27, 1970 (28 carries)  
 Elmer Angsman vs. Green Bay, Oct. 10, 1948  
 145 ...Stump Mitchell at Philadelphia, Dec. 5, 1982 (25 carries)  
 Charley Trippi at Chicago Bears, Dec. 16, 1951  
 143 ...John David Crow vs. Dallas, Oct. 23, 1960 (24 carries)  
 140 ...Otis Anderson vs. N.Y. Giants, Dec. 9, 1979 (29 carries)  
 Jim Otis at Seattle, Sept. 12, 1976 (27 carries)

## 136 ...Anthony Thompson vs. New England, Nov. 25, 1990 (28 carries)

Otis Anderson at New England, Dec. 2, 1984 (30 carries)

Otis Anderson vs. Minnesota, Oct. 30, 1983 (24 carries)

Joe Childress at Philadelphia, Sept. 22, 1963 (29 carries)



**Anthony Thompson rushed for 136 yards against New England in 1990.**

- 136 ...John David Crow at Washington, Nov. 20, 1960 (15 carries)  
 135 ...Prentice Gautt at Philadelphia, Oct. 1, 1961 (15 carries)  
 134 ...John David Crow at Philadelphia, Oct. 9, 1960 (16 carries)  
 133 ...Otis Anderson at Philadelphia, Sept. 25, 1983 (29 carries)  
 Terry Metcalf at Philadelphia, Sept. 16, 1973 (16 carries)  
 132 ...MacArthur Lane vs. New Orleans, Oct. 11, 1970 (16 carries)  
 130 ...Otis Anderson vs. Seattle, Nov. 13, 1983 (29 carries)  
 Otis Anderson at Baltimore, Nov. 22, 1981 (29 carries)  
 Donny Anderson vs. N.Y. Giants, Oct. 28, 1973 (18 carries)  
 John Roland at Washington, Nov. 5, 1967 (25 carries)  
 Ollie Matson vs. Pittsburgh, Nov. 5, 1955  
 Charley Trippi vs. Washington, Sept. 26, 1949  
 129 ...Stump Mitchell vs. Washington, Dec. 21, 1985 (12 carries)  
 Otis Anderson vs. San Francisco, Dec. 2, 1979 (27 carries)  
 128 ...Clid Edwards vs. Pittsburgh, Nov. 30, 1969 (13 carries)  
 Bill Thornton at Philadelphia, Nov. 22, 1964 (12 carries)  
 126 ...Stump Mitchell at Tampa Bay, Oct. 12, 1986 (20 carries)  
 Otis Anderson at New Orleans, Oct. 5, 1980 (22 carries)  
 George Grosvenor vs. Chicago Bears, Nov. 28, 1936  
 125 ...MacArthur Lane at Philadelphia, Oct. 18, 1970 (15 carries)  
 Charley Trippi vs. N.Y. Giants, Oct. 30, 1949  
 124 ...John Roland vs. N.Y. Giants, Sept. 17, 1967 (21 carries)  
 123 ...Stump Mitchell vs. San Francisco, Sept. 18, 1983 (8 carries)  
 Wayne Morris at Washington, Nov. 19, 1978 (36 carries)  
 John David Crow vs. Dallas, Oct. 23, 1960 (24 carries)  
 122 ...Otis Anderson at Atlanta, Nov. 28, 1982 (20 carries)  
 Otis Anderson at Washington, Nov. 1, 1981 (18 carries)  
 Otis Anderson vs. Washington, Dec. 21, 1980 (22 carries)  
 John Roland at Minnesota, Oct. 8, 1967 (17 carries)  
 121 ...Donny Anderson vs. N.Y. Giants, Nov. 11, 1972 (22 carries)  
 120 ...Johnny Johnson vs. Dallas, Oct. 14, 1990 (19 carries)  
 119 ...Otis Anderson at Indianapolis, Sept. 16, 1984 (23 carries)  
 Otis Anderson at L.A. Raiders, Dec. 11, 1983 (24 carries)  
 Terry Metcalf vs. Washington, Dec. 10, 1977 (19 carries)  
 Jim Otis at New York Giants, Dec. 12, 1976 (28 carries)  
 118 ...John David Crow vs. Dallas, Dec. 9, 1962 (18 carries)  
 117 ...Pat Harder vs. New York Yanks, Nov. 13, 1949  
 116 ...Jim Otis vs. Philadelphia, Oct. 19, 1975 (23 carries)  
 John Roland at N.Y. Giants, Nov. 28, 1971 (24 carries)  
 Elmer Angsman vs. Detroit, Oct. 23, 1949  
 115 ...Jim Otis at Philadelphia, Nov. 7, 1976 (27 carries)  
 113 ...Otis Anderson vs. San Diego, Nov. 20, 1983 (28 carries)  
 Terry Metcalf at Seattle, Sept. 12, 1976 (16 carries)  
 112 ...Otis Anderson at Philadelphia, Nov. 18, 1979 (17 carries)  
 Jerry Latin at Detroit, Dec. 21, 1975 (15 carries)  
 Pat Harder vs., Chicago Bears, Dec. 1, 1946  
 111 ...Otis Anderson at N.Y. Giants, Nov. 18, 1984 (24 carries)  
 Derrick McAdoo at S.F., Oct. 18, 1987 (23 carries)  
 Stump Mitchell vs. N.Y. Giants, Dec. 13, 1987 (26 carries)  
 110 ...Stump Mitchell at Cincinnati, Sept. 4, 1988 (22 carries)  
 Stump Mitchell at Tampa Bay, Sept. 18, 1988 (18 carries)  
 Earl Ferrell vs. Cleveland, Oct. 23, 1988 (18 carries)  
 Earl Ferrell at Dallas, Oct. 30, 1988 (19 carries)  
 Otis Anderson at Dallas, Oct. 7, 1984 (25 carries)  
 Otis Anderson vs. N.Y. Giants, Dec. 26, 1982 (30 carries)  
 109 ...Stump Mitchell vs. Miami, Sept. 30, 1984 (20 carries)  
 Otis Anderson vs. Washington, Dec. 12, 1982 (15 carries)  
 Otis Anderson at Houston, Oct. 7, 1979 (16 carries)  
 Otis Anderson at N.Y. Giants, Sept. 9, 1979 (31 carries)  
 Jim Otis vs. San Francisco, Oct. 31, 1976 (23 carries)

- 109 Jim Otis vs. Washington, Nov. 16, 1975 (23 carries)  
Terry Metcalf vs. N.Y. Giants, Oct. 5, 1975 (15 carries)  
John Roland at Washington, Oct. 23, 1966 (20 carries)  
Earl Ferrell vs. Washington, Sept. 25, 1988 (19 carries)
- 108...Johnny Johnson at N.Y. Giants, Oct. 21, 1990 (30 carries)**  
Stump Mitchell vs. N.Y. Giants, Oct. 24, 1983 (24 carries)
- 107 Otis Anderson vs. Kansas City, Nov. 23, 1980 (16 carries)  
Jim Otis vs. Baltimore, Dec. 4, 1976 (29 carries)
- 106...Otis Anderson at Kansas City, Oct. 2, 1983 (21 carries)  
John Roland vs. New Orleans, Dec. 3, 1967 (21 carries)
- 105...Otis Anderson at Washington, Nov. 11, 1979 (25 carries)  
Otis Anderson at Dallas, Oct. 21, 1979 (20 carries)
- 104 Otis Anderson vs. Green Bay, Sept. 29, 1985 (20 carries)  
Charley Trippi vs. Boston, Oct. 24, 1948
- 103...Johnny Johnson vs. Green Bay, Nov. 18, 1990 (15 carries)**  
Charley Trippi vs. Detroit, Nov. 7, 1948
- 102...Otis Anderson at Philadelphia, Dec. 20, 1981 (19 carries)  
Wayne Morris at New Orleans, Oct. 5, 1980 (22 carries)  
Donny Anderson vs. Chicago, Oct. 29, 1972 (18 carries)  
Bill Triplett vs. Cleveland, Dec. 1, 1963 (16 carries)
- 101 Jim Otis vs. N.Y. Giants, Oct. 5, 1975 (20 carries)  
Stump Mitchell vs. Washington, Dec. 6, 1987 (20 carries)  
Stump Mitchell at Tampa Bay, Dec. 20, 1987 (23 carries)
- 100...Otis Anderson at Dallas, Nov. 16, 1980 (31 carries)  
Terry Metcalf at Atlanta, Dec. 9, 1973 (18 carries)

## ▲ Passing

- 468...Neil Lomax at Washington, Dec. 16, 1984 (37-46)  
457...Neil Lomax at San Diego, Sept. 20, 1987 (32-61)  
428...Charley Johnson vs. Pittsburgh, Oct. 13, 1963 (21-42)  
390...Neil Lomax at Philadelphia, Dec. 7, 1986 (30-48)\*\*  
388...Neil Lomax vs. Dallas, Nov. 11, 1984 (27-52)  
386...Charley Johnson vs. Philadelphia, Dec. 16, 1962 (17-32)  
385...Neil Lomax at Green Bay, Jan. 8, 1983 (32-51)\*  
384...Neil Lomax vs. Philadelphia, Dec. 11, 1988 (29-50)  
383...Charley Johnson at Philadelphia, Sept. 19, 1965 (20-43)  
**381...Timm Rosenbach vs. N.Y. Giants, Dec. 23, 1990 (23-41)**  
374...Charley Johnson vs. New Orleans, Nov. 2, 1969 (20-37)  
371...Charley Johnson vs. Philadelphia, Dec. 13, 1964 (28-49)  
369...Neil Lomax at Atlanta, Nov. 29, 1987 (25-42)  
365...Charley Johnson at N.Y. Giants, Nov. 4, 1962 (26-41)  
361...Neil Lomax vs. Washington, Oct. 21, 1984 (20-38)  
354...Neil Lomax at Dallas, Oct. 7, 1984 (19-29)  
353...Neil Lomax vs. N.Y. Giants, Nov. 13, 1988 (23-35)  
Jim Hart vs. Minnesota, Nov. 11, 1974 (28-42)  
Jim Hart vs. Pittsburgh, Nov. 10, 1968 (17-40)  
346...Jim Hart vs. Dallas, Oct. 17, 1976 (22-33)  
344...Jim Hart vs. Atlanta, Nov. 9, 1980 (25-43)  
342...Neil Lomax at L.A. Rams, Oct. 2, 1988 (28-43)  
341...Neil Lomax vs. L.A. Rams, Nov. 4, 1984 (34-52)  
334...Jim Hart vs. Phila., Dec. 17, 1972 (19-30)  
333...Jim Hart vs. Atlanta, Dec. 17, 1978 (22-40)  
332...Neil Lomax at Washington, Oct. 16, 1988 (26-44)  
329...Jim Hart at Cincinnati, Nov. 25, 1979 (23-38)  
324...Jim Hart at L.A. Rams, Nov. 14, 1976 (20-33)  
323...Neil Lomax vs. San Francisco, Nov. 6, 1988 (25-41)  
322...Jim Hart vs. N.Y. Giants, Sept. 7, 1980 (18-31)  
320...Buddy Humphrey vs. N.Y. Giants, Nov. 21, 1965 (22-39)  
Paul Christman vs. Detroit, Sept. 28, 1947  
319...Neil Lomax at Dallas, Nov. 28, 1985 (28-43)  
317...Jim Hart vs. Green Bay, Oct. 30, 1967 (16-29)  
315...Charley Johnson vs. Phila., Dec. 8, 1963 (14-29)  
314...Neil Lomax at Dallas, Dec. 27, 1987 (28-54)  
Neil Lomax vs. Tampa Bay, Nov. 8, 1987 (25-36)  
Jim Hart at Dallas, Sept. 28, 1975 (15-32)  
313...Jim Hart vs. Detroit, Oct. 1, 1967 (19-27)  
312...Tom Tupa vs. New England, Sept. 29, 1991 (17-28)



**Timm Rosenbach's 381-yard passing effort against the Giants in 1990 ranks 10th in team history.**

- 310...Charley Johnson at Cleve., Sept. 26, 1965 (11-19)  
308...Neil Lomax vs. Miami, Sept. 30, 1984 (22-37)  
306...Jim Hart vs. Wash., Sept. 23, 1979 (24-43)  
Charley Johnson at Cleveland, Oct. 26, 1969 (15-30)  
Charley Johnson at N.Y. Giants, Nov. 1, 1964 (15-29)  
Pat Coffey vs. Chicago Bears, 1937  
305...Jim Hart at Wash., Nov. 1, 1981 (24-39)  
302...Charley Johnson vs. Dallas, Dec. 9, 1962 (13-27)  
**301...Timm Rosenbach vs. Philadelphia, Dec. 29, 1990 (19-31)**  
Charley Johnson vs. Pittsburgh, Oct. 13, 1963 (21-42)  
300...Neil Lomax vs. N.Y. Giants, Dec. 9, 1984 (23-33)  
\*Playoff Game \*\*Overtime Game

## ▲ Receiving

- 256...Sonny Randle at N.Y. Giants, Nov. 4, 1962 (16 rec., 1 TD)  
212...Jackie Smith vs. Pittsburgh, Oct. 13, 1963 (9 rec., 2 TD)  
198...Sonny Randle at Cleveland, Sept. 26, 1965 (7 rec., 3 TD)  
197...John Gilliam at Pittsburgh, Oct. 6, 1969 (10 rec., 1 TD)  
196...Roy Green at Washington, Dec. 16, 1984 (8 rec., 2 TD)  
192...John Gilliam at Cleveland, Oct. 26, 1969 (4 rec., 3 TD)  
189...Roy Green at Dallas, Oct. 7, 1984 (8 rec., 2 TD)  
187...Mel Gray at N.Y. Giants, Oct. 25, 1975 (7 rec., 2 TD)  
183...Roy Green at Indianapolis, Sept. 16, 1984 (8 rec., 2 TD)  
Dave Stief vs. Atlanta, Dec. 17, 1978 (9 rec., 1 TD)  
176...John Green vs. N.Y. Giants, Nov. 13, 1988 (9 rec., 1 TD)  
175...Taz Anderson vs. Philadelphia, Dec. 16, 1962 (8 rec.)  
170...Roy Green vs. Dallas, Sept. 19, 1982 (10 rec., 1 TD)  
166...Roy Green at Seattle, Sept. 17, 1989 (8 rec., 3 TD)  
Roy Green vs. Chicago, Oct. 14, 1984 (6 rec.)  
John Gilliam vs. Philadelphia, Nov. 21, 1971 (6 rec.)  
165...Bob Shaw vs. Baltimore, Oct. 2, 1950 (8 rec., 5 TD)  
164...Dave Williams vs. New Orleans, Nov. 2, 1969 (8 rec., 4 TD)  
163...Roy Green vs. Washington, Oct. 21, 1984 (6 rec., 2 TD)  
Don Stonerfeld vs. Washington, Nov. 21, 1954  
162...Woody Lewis at Philadelphia, Dec. 15, 1957 (6 rec., 3 TD)  
160...Mal Kutner vs. Detroit, Sept. 28, 1947



# LONGEST PLAYS

## ▲ Rushing

- 83 ..... John David Crow vs. Washington, Oct. 4, 1958 (TD)  
 82 ..... Elmer Angsman vs. Detroit, Oct. 23, 1949 (TD)  
 80 ..... Paddy Driscoll vs. K.C., Oct. 18, 1925 (TD)  
 79 ..... Ollie Matson vs. Pittsburgh, Nov. 25, 1956  
 Ollie Matson vs. Washington, Nov. 21, 1954  
 78 ..... Charles Belden vs. Frankford, Oct. 25, 1930 (TD)  
 76 ..... Otis Anderson vs. Dallas, Sept. 2, 1979 (TD)  
 75 ..... Otis Anderson at Philadelphia, Nov. 18, 1979  
 Terry Metcalf at Washington, Sept. 22, 1974 (TD)  
 MacArthur Lane at Philadelphia, Oct. 18, 1970  
 Ollie Matson vs. Pittsburgh, Nov. 28, 1954  
 Mickey McDonald vs. Minneapolis, Oct. 13, 1929 (TD)  
 74 ..... MacArthur Lane vs. New Orleans, Oct. 11, 1970 (TD)  
 72 ..... Elmer Angsman vs. Green Bay, Oct. 10, 1948 (TD)  
 71 ..... Pat Harder vs. N.Y. Giants, Oct. 17, 1948 (TD)  
 70 ..... John Roland at Washington, Nov. 5, 1967  
 66 ..... Willis Crenshaw vs. Cleveland, Dec. 14, 1968 (TD)  
 64 ..... Stump Mitchell vs. Washington, Dec. 21, 1985  
 Otis Anderson vs. Washington, Dec. 12, 1982  
 63 ..... Bill Triplett at Pittsburgh, Sept. 29, 1963  
 62 ..... Terry Metcalf vs. Dallas, Oct. 9, 1977 (TD)  
 Bill Thornton at Phila., Nov. 22, 1964 (TD)  
 61 ..... Elmer Angsman vs. Green Bay, Nov. 24, 1946 (TD)  
 60 ..... Stump Mitchell vs. Phila., Nov. 17, 1985  
 59 ..... Bill Triplett at N.Y. Giants, Oct. 31, 1965 (TD)  
 57 ..... Jerry Latin at Detroit, Dec. 21, 1975 (TD)  
 John David Crow at Washington, Oct. 4, 1964  
 John David Crow vs. Pitt., Dec. 18, 1960  
 55 ..... Bill Thornton at Minnesota, Oct. 6, 1963 (TD)  
 Frank Mestnik vs. Wash., Nov. 5, 1960  
 54 ..... Donny Anderson vs. N.Y. Giants, Oct. 28, 1973  
 John Roland vs. New Orleans, Dec. 3, 1967 (TD)  
 Prentice Gault at Phila., Oct. 1, 1961 (TD)  
 52 ..... Otis Anderson at N.Y. Giants, Nov. 30, 1980  
 Terry Metcalf at N.Y. Jets, Nov. 23, 1975  
 51 ..... Otis Anderson at Dallas, Nov. 16, 1980 (TD)  
 50 ..... Terry Metcalf at Phila., Sept. 16, 1973  
 John Roland at Washington, Oct. 23, 1966  
 John David Crow vs. Dallas, Oct. 23, 1960

## ▲ Passing-Receiving

- 98 ..... Jim Hart to Ahmad Rashad vs. L.A. Rams, Dec. 10, 1972  
 Ogden Compton to Dick Lane at Green Bay, Nov. 13, 1953 (TD)  
 Doug Russell to Gaynell Tinsley vs. Cleveland Browns, Nov. 27, 1938 (TD)  
 97 ..... Pat Coffee to Gaynell Tinsley vs. Chicago, Dec. 5, 1937 (TD)  
 93 ..... Neil Lomax to **Ernie Jones vs. Philadelphia, Dec. 10, 1988 (TD)**  
 91 ..... M.C. Reynolds to John David Crow at Cleveland, Oct. 12, 1958 (TD)  
 86 ..... Charley Johnson to Sonny Randle at Dallas, Oct. 28, 1962 (TD)  
 85 ..... M.C. Reynolds to Woodley Lewis vs. Washington, Sept. 27, 1959 (TD)  
 84 ..... Charley Johnson to John Gilliam at Cleveland, Oct. 26, 1969 (TD)  
 83 ..... Neil Lomax to Roy Green vs. Wash., Oct. 21, 1984 (TD)  
 Lamar McHan to Gern Nagler vs. Wash., Oct. 6, 1957  
 82 ..... Paul Christman to Bill Dewell vs. Chicago Bears, Oct. 6, 1946 (TD)  
 81 ..... Gary Hammond to Jackie Smith vs. Dallas, Oct. 13, 1974  
 Frank Tripucka to Fran Poltfoot vs. Washington, Oct. 22, 1950 (TD)  
 80 ..... Jim Hart to Earl Thomas at Dallas, Sept. 28, 1975 (TD)  
 Jim Hart to Mel Gray vs. Dallas, Oct. 13, 1974  
 Gary Keithley to Mel Gray at N.Y. Giants, Nov. 18, 1973 (TD)  
 80 ..... Pete Beathard to Mel Gray at Philadelphia, Dec. 12, 1971 (TD)  
 Jim Hart to Bobby Joe Conrad vs. Pittsburgh, Nov. 10, 1968 (TD)  
 #Charley Johnson to Billy Gambrell vs. Green Bay at Miami, Jan. 5, 1965 (TD)  
 Ralph Guglielmi to Bill Stacy vs. N.Y. Giants, Oct. 8, 1961 (TD)  
 Paul Christman to Boris Dimancheff vs. Chicago Bears, Dec. 14, 1947 (TD)  
 Ray Malouf to John Hall vs. Green Bay, Oct. 10, 1941 (TD)  
 79 ..... Jim Hart to John Gilliam at Detroit, Dec. 6, 1970  
 78 ..... Steve Psarkiewicz to Mel Gray vs. Philadelphia, Oct. 14, 1979 (TD)  
 Jim Hart to MacArthur Lane vs. N.Y. Giants, Dec. 13, 1970 (TD)  
 Charley Johnson to Willis Crenshaw at Cleveland, Sept. 26, 1965 (TD)  
 Charley Johnson to Jackie Smith at N.Y. Giants, Nov. 1, 1964 (TD)  
 78 ..... Charley Johnson to Joe Childress vs. Philadelphia, Dec. 8, 1963 (TD)  
 Sam Etcheverry to Taz Anderson vs. Dallas, Dec. 10, 1961  
 77 ..... Tom Tupa to Don Holmes at Los Angeles Rams, Nov. 19, 1989 (TD)  
 Jim Hart to Mel Gray vs. S.F., Oct. 31, 1976 (TD)  
 Charley Johnson to Sonny Randle vs. Philadelphia, Dec. 16, 1961 (TD)  
 76 ..... Jim Hart to Jackie Smith vs. New Orleans, Dec. 3, 1967 (TD)  
 75 ..... Neil Lomax to Pat Tilley at Baltimore, Nov. 22, 1981  
 Charley Johnson to John Gilliam at Cleveland, Oct. 26, 1969 (TD)  
 74 ..... Jim Hart to Mel Gray vs. N.Y. Giants, Nov. 5, 1978  
 Jim Hart to Mel Gray at N.Y. Jets, Nov. 23, 1975  
 Jim Hart to Jackie Smith vs. Phila., Oct. 22, 1967 (TD)  
 Charley Johnson to Sonny Randle vs. Dallas, Dec. 9, 1962 (TD)  
 72 ..... Tom Tupa to **Ernie Jones vs. Dallas, Nov. 12, 1989 (TD)**  
 Charley Johnson to Sonny Randle at Cleveland, Sept. 26, 1965 (TD)  
 Charley Johnson to Bobby Joe Conrad vs. Dallas, Dec. 9, 1962 (TD)



- 71 .....Neil Lomax to Roy Green at Dallas, Nov. 24, 1983 (TD)  
 Neil Lomax to Pat Tilley vs. San Diego, Nov. 20, 1983 (TD)  
 Tim Van Galder to Jackie Smith at Baltimore, Sept. 17, 1972  
 Jim Hart to Dave Williams vs. Pitt., Nov. 10, 1968 (TD)  
 Charley Johnson to Bobby Joe Conrad at Pittsburgh, Oct. 17, 1965 (TD)
- 70 .....Charley Johnson to Jackie Smith at Philadelphia, Sept. 19, 1965 (TD)
- #Playoff game

### ▲ Punting

- 84 .....Doug Russell vs. Chicago, Sept. 11, 1938  
 81 .....Mike Wood at N.Y. Giants, Dec. 10, 1978  
 75 .....Carl Birdsong at Phila., Dec. 20, 1981  
 69 .....Jerry Stovall vs. Cleveland, Dec. 1, 1963  
 68 .....Greg Cater at San Francisco, Oct. 18, 1987  
 67 .....Carl Birdsong at Tampa Bay, Nov. 10, 1985  
 67 .....Chuck Latourette vs. Pitt., Nov. 12, 1967  
 66 .....Greg Horne vs. N.Y. Giants, Nov. 13, 1988  
 Carl Birdsong at Green Bay, Sept. 29, 1985  
 Carl Birdsong at Atlanta, Oct. 18, 1981  
 Larry Swider at Baltimore, Oct. 26, 1980  
 65 .....Carl Birdsong at Chicago, Dec. 19, 1982

### ▲ Punt Returns

- 95 .....Frank Bernards vs. Wash., Oct. 14, 1956 (TD)  
 88 .....Phil Sarboe vs. N.Y. Giants, Oct. 27, 1935 (TD)  
 86 .....Chuck Latourette at New Orleans, Sept. 29, 1968 (TD)  
 John Roland at Phila., Oct. 2, 1966 (TD)  
 84 .....Ken Hall vs. Pitt., Nov. 1, 1959 (TD)  
 82 .....Don Paul vs. Phila., Nov. 19, 1950 (TD)  
 78 .....Ollie Matson vs. Cleve., Dec. 11, 1955 (TD)  
 77 .....Lee Nelson at Chicago, Dec. 16, 1979  
 Ollie Matson vs. Chicago, Nov. 27, 1955 (TD)  
 76 .....Vai Sikahema vs. N.Y. Giants, Dec. 13, 1987 (TD)  
 74 .....John Roland at Dallas, Nov. 16, 1970 (TD)  
 74 .....Billy Stacy vs. N.Y. Giants, Nov. 22, 1959 (TD)  
 73 .....Bobby Joe Conrad vs. Philadelphia, Oct. 15, 1961 (TD)  
 71 .....Vai Sikahema vs. Tampa Bay, Dec. 21, 1986 (TD)  
 John Cochran vs. Green Bay, Nov. 27, 1949 (TD)  
 70 .....Willard Harrell at Washington, Nov. 19, 1978 (TD)  
 Jerry Davis vs. N.Y. Giants, Oct. 17, 1948 (TD)  
 69 .....Terry Metcalf vs. New England, Nov. 2, 1975 (TD)  
 Bobby Joe Conrad vs. N.Y. Giants, Nov. 22, 1959 (TD)  
 68 .....Willard Harrell vs. Pitt., Sept. 16, 1979  
 61 .....Jim Burson at S.F., Sept. 27, 1964 (TD)  
 67 .....Charley Trippi vs. Pitts., Nov. 14, 1948 (TD)  
 61 .....Vai Sikahema vs. N.Y. Giants, Oct. 5, 1986  
 60 .....Vai Sikahema vs. Tampa Bay, Dec. 21, 1986 (TD)  
 57 .....Roy Green vs. Detroit, Dec. 7, 1980 (TD)  
 54 .....Mark Bell at New Orleans, Oct. 5, 1980  
 53 .....Vai Sikahema at Washington, Oct. 8, 1989  
 51 .....Gary Hammond at N.Y. Giants, Nov. 18, 1973  
 50 .....Stump Mitchell vs. Washington, Sept. 20, 1981 (TD)

### ▲ Kickoff Returns

- 106 .....+Roy Green at Dallas, Oct. 21, 1979 (TD)  
 105 .....Frank Seno at N.Y. Giants, Oct. 20, 1946 (TD)  
 Ollie Matson at Wash., Oct. 14, 1956 (TD)  
 103 .....George Hoey vs. Phila., Nov. 21, 1971 (TD)  
 102 .....Doug Russell vs. Cincinnati, Sept. 23, 1934 (TD)  
 101 .....Ollie Matson vs. Pitt., Nov. 23, 1958 (TD)  
 100 .....Ollie Matson vs. Chicago, Oct. 5, 1952 (TD)

- 100 .....John Gilliam at Green Bay, Dec. 21, 1969 (TD)  
 97 .....Don Shy vs. Wash., Sept. 23, 1973 (TD)  
 94 .....Terry Metcalf vs. Cleve., Sept. 24, 1974 (TD)  
 Roy Shivers at Cleve., Sept. 25, 1966 (TD)  
 93 .....Terry Metcalf at Wash., Oct. 13, 1975 (TD)  
 +NFL Record

### ▲ Interception Returns

- 96 .....Larry Wilson vs. Cleveland, Dec. 19, 1965 (TD)  
 92 .....Leo Sanford at Pitt., Sept. 26, 1955 (TD)  
 91 .....Larry Wilson at Phila., Oct. 2, 1966 (TD)  
 79 .....Mike Sensibaugh vs. N.Y. Giants, Oct. 31, 1977 (TD)  
 78 .....Carl Allen at Chicago Bears, Dec. 16, 1979  
 70 .....Carl Allen vs. Phila., Sept. 28, 1980 (TD)  
 69 .....Pat Fischer vs. Phila., Oct. 22, 1965 (TD)  
 68 .....Bob Nussbaumer at Green Bay, Oct. 16, 1949 (TD)  
 67 .....Leonard Smith vs. Green Bay, Sept. 29, 1985

### ▲ Fumble Returns

- 88 .....Larry Wilson at Green Bay, Dec. 21, 1969 (TD)  
 85 .....Eric Hill at L.A. Rams, Sept. 1, 1991 (TD)  
 83 .....Vince Banonis vs. N.Y. Giants, Nov. 30, 1947 (TD)  
 77 .....Mark Jackson vs. New Orleans, Oct. 11, 1987 (TD)  
 72 .....Steve Nells vs. Cleve., Oct. 28, 1979 (TD)  
 71 .....Ron Yankowski at Wash., Sept. 22, 1974 (TD)  
 62 .....Larry Stallings vs. Chicago, Sept. 28, 1969 (TD)  
 58 .....Norm Thompson vs. L.A. Rams, Dec. 10, 1972 (TD)

*Card inside linebacker Eric Hill opened the 1991 season auspiciously by returning a Ram fumble 85 yards for a touchdown.*





# INDIVIDUAL RECORDS

## SCORING

### ▲ Total Points

#### Career

- 1,380 ... Jim Bakken, 1962-78 (282 FG, 534 PAT)  
 414 ... Roy Green, 1979-90 (69 TD)  
 439 ... Neil O'Donoghue, 1980-85 (86 FG, 181 PAT)  
 389 ... Pat Harder, 1946-50 (27 TD, 21 FG, 164 PAT)  
 389 ... Bobby Joe Conrad, 1958-68 (42 TD, 14 FG, 95 PAT)  
 360 ... Sonny Randle, 1959-66 (60 TD)  
 306 ... Otis Anderson, 1979-86 (51 TD)  
 306 ... John David Crow, 1958-64 (51 TD)

#### Season

- 117 ... Neil O'Donoghue, 1984 (23 FG, 48 PAT)  
 Jim Bakken, 1967 (27 FG, 36 PAT)  
 115 ... Jim Bakken, 1964 (25 FG, 40 PAT)  
 110 ... Pat Harder, 1948 (6 TD, 7 FG, 53 PAT)  
 102 ... John David Crow, 1962 (17 TD)  
 Pat Harder, 1949 (8 TD, 3 FG, 45 PAT)  
 Pat Harder, 1947 (7 TD, 7 FG, 39 PAT)

#### Game

- 40 ... Ernie Nevers vs. Chicago, Nov. 28, 1929 (6 TD, 4 PAT)  
 30 ... Bob Shaw vs. Baltimore, Oct. 2, 1950 (5 TD)  
 27 ... Paddy Driscoll vs. Rochester, Oct. 7, 1923 (4 TD, 3 PAT)  
 25 ... Bobby Joe Conrad vs. Washington, Sept. 27, 1959  
 (3 TD, 7 PAT)  
 24 ... Roy Green vs. Seattle, Nov. 13, 1983 (4 TD)

#### Opponent/Game

- 24 ... Emmitt Smith at Dallas, Dec. 16, 1990 (4 TD)  
 Earnest Gray vs. N.Y. Giants, Sept. 7, 1980 (4 TD)

### ▲ Touchdowns

#### Career

- 69 ... Roy Green, 1979-90  
 60 ... Sonny Randle, 1959-66  
 51 ... Otis Anderson, 1979-86  
 John David Crow, 1958-64  
 50 ... Ollie Matson, 1952, 54-58  
 46 ... Mel Gray, 1971-82  
 43 ... Jackie Smith, 1963-77  
 42 ... Stump Mitchell, 1981-90  
 Bobby Joe Conrad, 1958-68  
 Wayne Morris, 1976-83  
 37 ... Pat Tilley, 1976-85  
 Charley Trippi, 1947-55

#### Season

- 17 ... John David Crow, 1966  
 15 ... Sonny Randle, 1960  
 Mal Kutner, 1948  
 14 ... Roy Green, 1983

#### Game

- \*\*6 ... Ernie Nevers vs. Chicago, Nov. 28, 1929  
 5 ... Bob Shaw vs. Baltimore, Oct. 2, 1950  
 4 ... Roy Green vs. Seattle, Nov. 13, 1983  
 Wayne Morris vs. New Orleans, Oct. 23, 1977  
 MacArthur Lane at Philadelphia, Oct. 18, 1970

- 4 ... Dave Williams vs. New Orleans, Nov. 2, 1969  
 John David Crow vs. Philadelphia, Dec. 16, 1962  
 Ollie Matson vs. Washington, Nov. 21, 1954  
 Paddy Driscoll vs. Rochester, Oct. 7, 1923  
 \*\*Ties NFL record

#### Opponent/Game

- 4 ... Emmitt Smith at Dallas, Dec. 16, 1990  
 Earnest Gray vs. N.Y. Giants, Sept. 7, 1980

### ▲ Field Goals Made

#### Career

- 282 ... Jim Bakken, 1962-78  
 86 ... Neil O'Donoghue, 1980-85  
 51 ... Al Del Greco, 1987-  
 41 ... Pat Summerall, 1953-57

#### Season

- 27 ... Jim Bakken, 1967 (39 att.)  
 25 ... Jim Bakken, 1964 (38 att.)  
 23 ... Neil O'Donoghue, 1984 (35 att.)  
 Jim Bakken, 1973 (32 att.)  
 Jim Bakken, 1966 (40 att.)

#### Game

- \*7 ... Jim Bakken at Pittsburgh, Sept. 24, 1967 (placements)  
 6 ... Jim Bakken at Atlanta, Dec. 9, 1973 (placements)  
 5 ... Jim Bakken at Green Bay, Sept. 29, 1976 (placements)  
 Jim Bakken vs. Philadelphia, Dec. 13, 1964  
 4 ... **Greg Davis at Denver, Dec. 15, 1991**  
**Greg Davis at Philadelphia, Sept. 8, 1991**  
 Al Del Greco at N.Y. Giants, Oct. 21, 1990 (placements)  
 Al Del Greco at Dallas, Oct. 29, 1989 (placements)  
 Jim Bakken at Cleveland, Sept. 20, 1964 (placements)  
 Paddy Driscoll vs. Columbus, Oct. 11, 1925 (drop kicks)  
 \*Ties NFL record

#### Opponent/Game

- 4 ... Many times, most recently by Raul Allegre at N.Y. Giants, Sept. 24, 1989

### ▲ Longest Field Goals

- 52 ... **Greg Davis at N.Y. Giants, Oct. 6, 1991**  
**Greg Davis at Philadelphia, Sept. 8, 1991**  
 Neil O'Donoghue vs. Buffalo, Sept. 9, 1984  
 Neil O'Donoghue vs. Minn., Oct. 30, 1983  
 Neil O'Donoghue at Tampa Bay, Oct. 6, 1983  
 51 ... **Greg Davis vs. Atlanta, Oct. 20, 1991**  
 Al Del Greco at L.A. Rams, Oct. 2, 1988  
 Steve Little at Dallas, Oct. 21, 1979  
 Jim Bakken at Cleveland, Sept. 20, 1964  
 50 ... Al Del Greco at Philadelphia, Sept. 16, 1990  
 Al Del Greco vs. New England, Nov. 25, 1990  
 Al Del Greco vs. Atlanta, Oct. 22, 1989  
 Pat Summerall at N.Y. Giants, Oct. 17, 1954  
 Paddy Driscoll vs. Columbus, Oct. 11, 1925 (drop kick)  
 Paddy Driscoll vs. Milwaukee, Sept. 28, 1924 (drop kick)

#### Opponent/Game

- 54 ... Tom Dempsey at Philadelphia, Dec. 12, 1971  
 52 ... Erol Mann vs. Detroit, Dec. 2, 1973





**Kicker Jim Bakken is the top career scorer in Cardinal history.**

### ▲ Field Goals Attempted

#### Career

- 448.....Jim Bakken, 1962-78  
 142.....Neil O'Donoghue, 1980-85  
 101.....Pat Summerall, 1955-57

#### Season

- 40.....Jim Bakken, 1966  
 39.....Jim Bakken, 1967  
 38.....Jim Bakken, 1964

#### Game

- \*9.....Jim Bakken at Pittsburgh, Oct. 24, 1967  
 7.....Jim Bakken at Atlanta, Dec. 9, 1973  
 .....Jim Bakken at Atlanta, Dec. 11, 1966

#### Opponent/Game

- 6.....Charlie Gogolak at Washington, Oct. 23, 1966  
 \*NFL record

### ▲ Most Consecutive Field Goals

- 10.....Al Del Greco (Games 4 through 9 in 1989)  
           Jim Bakken (Games 1 through 6 in 1975)  
           Jim Bakken (Game 10 in 1965 through Game 1 in 1966)  
 8.....Jim Bakken (Games 7 through 10 in 1966)

### ▲ Most Consecutive Games Kicking A Field Goal

- 19.....Jim Bakken, 1966-67  
 11.....Neil O'Donoghue, 1984  
 9.....Jim Bakken, 1963-64

### ▲ Best Field Goal Percentage

#### Season (10 att.)

- .792.....Jim Bakken, 1975 (19-24)  
 .741.....Jim Bakken, 1976 (20-27)  
 .733.....Neil O'Donoghue, 1980 (11-15)  
 .719.....Jim Bakken, 1973 (23-32)  
**.700.....Greg Davis, 1991 (21-30)**  
           Pat Harder, 1947 (7-10)  
 .692.....Al Del Greco, 1989 (18-26)

### ▲ PATs Scored

#### Career

- 534.....Jim Bakken, 1962-78  
 181.....Neil O'Donoghue, 1980-85  
 164.....Pat Harder, 1946-50  
 121.....Pat Summerall, 1953-57  
 109.....Al Del Greco, 1987-  
           95.....Bobby Joe Conrad, 1958-64

#### Season

- 53.....Pat Harder, 1948  
 48.....Neil O'Donoghue, 1984  
 45.....Pat Harder, 1949  
           Neil O'Donoghue, 1983  
 44.....Jim Bakken, 1963  
 42.....Al Del Greco, 1988

#### Game

- \*\*9/9.....Pat Harder at N.Y. Giants, Oct. 17, 1948  
 8/8.....Pat Harder vs. Detroit, Nov. 7, 1948  
 8/9.....Pat Harder at N.Y. Bulldogs, Oct. 13, 1949  
 8/9.....Jim Bakken at Minnesota, Oct. 6, 1963  
 \*\*Ties NFL record

#### Opponent/Game

- 7/8.....Garo Yepremian vs. Miami, Nov. 24, 1977  
 7/7.....Pete Gogolak at N.Y. Giants, Dec. 7, 1969  
 7/7.....Tony Franklin vs. Philadelphia, Nov. 8, 1981

#### Most Consecutive PATs

- 124.....Jim Bakken (44 in 1963, 40 in 1964, 33 in 1965, 7 in 1966)  
 97.....Jim Bakken (20 in 1966, 36 in 1967, 40 in 1968, 1 in 1969)  
 81.....Pat Harder (53 in 1948, 28 in 1949)

#### Most PATs (No Misses) In One Season

- 53.....Pat Harder, 1948  
 44.....Jim Bakken, 1963  
 40.....Jim Bakken, 1964 and 1968

#### Most PATs (No Misses) In One Game

- 9.....Pat Harder at N.Y. Giants, Oct. 17, 1948  
 8.....Pat Harder vs. Detroit, Nov. 7, 1948  
           Jim Bakken at Minnesota, Oct. 6, 1983

### ▲ Most Consecutive Games Scoring A Touchdown

- 7.....John David Crow, 1959-60  
 5.....11 times, most recently by Ottis Anderson, 1983-84

### ▲ Most Consecutive Games Scoring

- 79.....Jim Bakken (Sept. 14, 1963 through Nov. 10, 1968)  
 34.....Bobby Joe Conrad (Sept. 28, 1958 through Nov. 27, 1960)  
 33.....Al Del Greco (Dec. 13, 1987 through Dec. 16, 1989)

*(Individual Records continued on page 220)*



# RUSHING

## ▲ Total Yards

### Career

- 7,999 ...Otis Anderson, 1979-86
- 4,649 ...Stump Mitchell, 1981-89
- 3,863 ...Jim Otis, 1973-78
- 3,608 ...John Roland, 1966-72
- 3,511 ...Charley Trippi, 1947-55
- 3,489 ...John David Crow, 1958-64
- 3,438 ...Terry Metcalf, 1973-77
- 3,373 ...Wayne Morris, 1976-83

### Season

- 1,605 ...Otis Anderson, 1979
- 1,376 ...Otis Anderson, 1981
- 1,352 ...Otis Anderson, 1980
- 1,270 ...Otis Anderson, 1983
- 1,174 ...Otis Anderson, 1984
- 1,076 ...Jim Otis, 1975
- 1,071 ...John David Crow, 1960
- 1,006 ...Stump Mitchell, 1985

### Game

- 203 ...John David Crow vs. Pittsburgh, Dec. 18, 1960 (24 att.)
- 193 ...Otis Anderson vs. Dallas, Sept. 2, 1979 (21 att.)
- 182 ...Wayne Morris at Minnesota, Nov. 6, 1977 (27 att.)
- 179 ...Stump Mitchell vs. Phila., Nov. 17, 1985 (22 att.)
- 177 ...Otis Anderson vs. Buffalo, Nov. 15, 1981 (27 att.)
- 176 ...Bill Triplett at N.Y. Giants, Oct. 31, 1965 (23 att.)
- 168 ...Otis Anderson at N.Y. Giants, Nov. 30, 1980 (31 att.)

### Opponent/Game

- 213 ...Charles White vs. L.A. Rams, Nov. 15, 1987 (34 att.)
- 208 ...Eric Dickerson vs. L.A. Rams, Nov. 4, 1984 (21 att.)
- 206 ...George Rogers vs. Washington, Dec. 21, 1985 (34 att.)
- George Rogers at New Orleans, Sept. 4, 1983 (24 att.)

## ▲ Rushing Attempts

### Career

- 1,859 ...Otis Anderson, 1979-86
- 1,011 ...Jim Otis, 1973-78
- 986 ...Stump Mitchell, 1981-89
- 962 ...John Roland, 1966-72
- 896 ...Wayne Morris, 1976-83
- 784 ...John David Crow, 1958-64

### Season

- 331 ...Otis Anderson, 1979
- 328 ...Otis Anderson, 1981
- 301 ...Otis Anderson, 1980
- 296 ...Otis Anderson, 1983
- 269 ...Otis Anderson, 1984
- 269 ...Jim Otis, 1975
- 234 ...**Johnny Johnson, 1990**
- John Roland, 1967
- 233 ...Jim Otis, 1976

### Game

- 36 ...Wayne Moms at Washington, Nov. 19, 1978 (123 yards)
- 35 ...George Grosvenor vs. Green Bay, Dec. 4, 1936
- 33 ...Jim Otis at Chicago, Dec. 14, 1975 (147 yards)
- 31 ...Otis Anderson at N.Y. Giants, Nov. 30, 1980 (168 yards)
- Otis Anderson at N.Y. Giants, Sept. 9, 1979 (109 yards)

- 30 ...**Johnny Johnson at N.Y. Giants, Oct. 21, 1990**
- (108 yards)

- Otis Anderson vs. N.Y. Giants, Dec. 26, 1982
- (110 yards)

### Opponent/Game

- 38 ...Eric Dickerson vs. L.A. Rams, Sept. 7, 1986 (193 yards)
- 34 ...Charles White vs. L.A. Rams, Nov. 15, 1987 (213 yards)
- George Rogers vs. Wash. Dec. 21, 1985 (206 yards)
- Delvin Williams vs. S.F., Oct. 3, 1976 (194 yards)
- John Braxton vs. Buffalo, Nov. 27, 1975 (160 yards)

## ▲ Touchdowns Rushing

### Career

- 46 ...Otis Anderson, 1979-86
- 34 ...Wayne Moms, 1976-83
- John David Crow, 1958-64
- 32 ...Stump Mitchell, 1981-89
- 27 ...John Roland, 1966-72
- Elmer Angsman, 1946-52
- 26 ...Ernie Nevers, 1929-31

### Season

- 14 ...John David Crow, 1962
- 12 ...Ernie Nevers, 1929
- 11 ...MacArthur Lane, 1970
- 10 ...Donny Anderson, 1973
- John Roland, 1967
- 9 ...Stump Mitchell, 1984
- Otis Anderson, 1981
- Otis Anderson, 1980
- Terry Metcalf, 1975

### Game

- \*6 ...Ernie Nevers vs. Chicago, Nov. 28, 1929
- \*NFL record

### Opponent/Game

- 4 ...Emmitt Smith at Dallas, Dec. 16, 1990

## ▲ Rushing Average

### Career

- 5.1 ...Charley Trippi, 1947-55 (687-3,511)
- 4.7 ...Stump Mitchell, 1981- (943-4,484)
- 4.6 ...Terry Metcalf, 1973-77 (748-3,438)
- 4.5 ...John David Crow, 1958-64 (784-3,489)
- 4.4 ...Ollie Matson, 1952 (761-3,331)
- 4.3 ...Otis Anderson, 1979-86 (1,859-7,999)

### Season (100 Attempts)

- 5.9 ...John David Crow, 1960 (183-1,071)
- 5.5 ...Stump Mitchell, 1985 (182-1,006)
- 5.4 ...Elmer Angsman, 1949 (125-674)
- Charley Trippi, 1948 (128-690)
- 5.0 ...Terry Metcalf, 1977 (149-739)
- Ollie Matson, 1954 (101-506)
- Charley Trippi, 1949 (112-558)





**Former Cardinal running back John David Crow, currently the athletic director at Texas A&M University, still holds the Cardinal record for longest run from scrimmage, an 83-yard touchdown jaunt against the Redskins in 1958.**

#### Game (10 attempts)

- 13.0.....Charley Trippi at Washington, Sept. 26, 1949 (10 att.-130 yards)
- 12.7.....Bobby Joe Conrad vs. Washington, Sept. 27, 1959 (11 att.-140 yards)
- 11.9.....Ollie Matson at Washington, Oct. 20, 1957 (13 att.-155 yards)
- 11.2.....Charley Trippi at Chicago, Dec. 16, 1951 (13 att.-145 yards)
- 10.8.....Stump Mitchell vs. Washington, Dec. 21, 1965 (12 att.-129 yards)
- 10.7.....Bill Thornton at Philadelphia, Nov. 22, 1964 (12 att.-128 yards)

#### Opponent/Game

- 10.1.....Tony Dorsett vs. Dallas, Oct. 9, 1977 (14 att.-141 yards)
- 10.0.....Timmy Brown vs. Philadelphia, Nov. 28, 1965 (18 att.-180 yards)

#### ▲ Longest Runs

- 83t.....John David Crow vs. Wash., Oct. 4, 1958
- 82t.....Elmer Angsman vs. Detroit, Oct. 23, 1949
- 80t.....Paddy Driscoll vs. K.C., Oct. 18, 1925
- 79.....Ollie Matson vs. Pitts., Nov. 25, 1956
- .....Ollie Matson vs. Wash., Nov. 21, 1954
- 78t.....Charles Belden vs. Frankford, Oct. 25, 1930
- 76t.....Ottis Anderson vs. Dallas, Sept. 2, 1979

#### Opponent/Longest Run

- 80.....Jessie Clark vs. Green Bay, Sept. 29, 1985
- 77t.....Tony Dorsett vs. Dallas, Oct. 9, 1977
- 76t.....George Rogers at New Orleans, Sept. 4, 1983

#### ▲ Most Consecutive Games Touchdowns Rushing

- 5.....Ottis Anderson, 1983-84
- .....Donny Anderson, 1972-73
- .....MacArthur Lane, 1970
- .....Elmer Angsman, 1948
- 4.....John David Crow, 1964
- .....Ollie Matson, 1957
- .....Pat Harder, 1946-47 and '47 (twice)

#### ▲ Most 100-Yard Rushing Games Career

- 34.....Ottis Anderson, 1979-86
- 14.....Stump Mitchell, 1981-89
- 9.....Jim Otis, 1973-77
- 6.....John Roland, 1966-72
- 5.....Terry Metcalf, 1973-77
- .....John David Crow, 1958-64
- .....Charley Trippi, 1947-55

#### Season

- 9.....Ottis Anderson, 1979
- 7.....Ottis Anderson, 1979
- 6.....Ottis Anderson, 1980
- 5.....Jim Otis, 1976

*(Individual Records continued on page 222)*

(Individual Records continued from page 221)

# PASSING

## ▲ Total Yards

### Career

- 34,639 ..... Jim Hart, 1966-83
- 22,771 ..... Neil Lomax, 1981-89
- 12,928 ..... Charley Johnson, 1961-69
- 6,751 ..... Paul Christman, 1945-49
- 6,578 ..... Lamar McHan, 1954-58

### Season

- 4,614 ..... Neil Lomax, 1984
- 3,395 ..... Neil Lomax, 1988
- 3,387 ..... Neil Lomax, 1987
- 3,280 ..... Charley Johnson, 1963
- 3,214 ..... Neil Lomax, 1985
- 3,121 ..... Jim Hart, 1978
- 3,099 ..... Timm Rosenbach, 1990**
- 3,045 ..... Charley Johnson, 1964
- 3,008 ..... Jim Hart, 1967
- 2,946 ..... Jim Hart, 1976, '80

### Game

- 468 ..... Neil Lomax at Washington, Dec. 16, 1984 (37 comp.-46 att.)
- 457 ..... Neil Lomax at San Diego, Sept. 20, 1987 (32 comp.-61 att.)
- 428 ..... Charley Johnson vs. Pittsburgh, Oct. 13, 1963 (20 comp.-42 att.)
- 390 ..... Neil Lomax at Philadelphia, Dec. 7, 1986, OT (30 comp.-48 att.)
- 388 ..... Neil Lomax vs. Dallas, Nov. 11, 1984 (27 comp.-52 att.)
- 386 ..... Charley Johnson vs. Philadelphia, Dec. 16, 1962 (17 comp.-32 att.)
- 384 ..... Neil Lomax vs. Philadelphia, Dec. 10, 1988 (29 comp.-50 att.)
- 383 ..... Charley Johnson at Philadelphia, Sept. 16, 1965 (20 att.-43 comp.)
- 381 ..... Timm Rosenbach vs. N.Y. Giants, Dec. 23, 1990 (23 comp.-41 att.)**
- 374 ..... Charley Johnson vs. New Orleans, Nov. 2, 1969 (20 comp.-37 att.)

### Opponent/Game

- 429 ..... Dan Marino vs. Miami, Sept. 30, 1984 (24 comp.-37 att.)
- 419 ..... Sonny Jurgensen vs. Philadelphia, Dec. 16, 1962 (15 comp.-34 att.)
- 410 ..... Don Horn at Green Bay, Dec. 21, 1969 (22 comp.-31 att.)

## ▲ Pass Attempts

### Career

- 5,096 ..... Jim Hart, 1966-83
- 3,153 ..... Neil Lomax, 1981-89
- 2,047 ..... Charley Johnson, 1961-69

### Season

- 560 ..... Neil Lomax, 1984 (345 comp.)
- 477 ..... Jim Hart, 1978 (228 comp.)
- 471 ..... Neil Lomax, 1985 (266 comp.)

- 463 ..... Neil Lomax, 1987 (275 comp.)
- 443 ..... Neil Lomax, 1988 (255 comp.)
- 437 ..... Timm Rosenbach, 1990 (237 comp.)**
- 425 ..... Jim Hart, 1980 (228 comp.)
- 423 ..... Charley Johnson, 1963 (222 comp.)
- 421 ..... Neil Lomax, 1986 (240 comp.)
- 420 ..... Charley Johnson, 1964 (223 comp.)

### Game

- 61 ..... Neil Lomax at San Diego, Sept. 20, 1987 (32 comp.-457 yards)
- 54 ..... Neil Lomax at Dallas, Dec. 27, 1987 (28 comp.-314 yards)
- 52 ..... Neil Lomax vs. Dallas, Nov. 11, 1984 (27 comp.-388 yards)
- Neil Lomax vs. L.A. Rams, Nov. 4, 1984 (34 comp.-341 yards)
- 51 ..... Lamar McHan vs. L.A. Rams, Nov. 30, 1958 (28 comp.-245 yards)
- 50 ..... Neil Lomax vs. Philadelphia, Dec. 10, 1988 (29 comp.)
- Neil Lomax vs. Philadelphia, Nov. 1, 1987 (29 comp.-288 yards)
- 49 ..... Jim Hart at Atlanta, Oct. 18, 1981 (24 comp.-263 yards)
- Charley Johnson vs. Philadelphia, Dec. 13, 1964 (28 comp.-371 yards)
- 48 ..... Neil Lomax at Philadelphia, Dec. 7, 1986, OT (30 comp.-390 yards)
- 47 ..... Neil Lomax at Buffalo, Sept. 21, 1986 (27 comp.-263 yards)
- Jim Hart at Baltimore, Nov. 17, 1968 (17 comp.-163 yards)
- 46 ..... Jim Hart at Dallas, Nov. 25, 1976 (20 comp.-259 yards)
- Terry Nofsinger at Pittsburgh, Nov. 13, 1966 (15 comp.-187 yards)

### Opponent/Game

- 55 ..... Tommy Kramer vs. Minnesota, Oct. 25, 1981 (25 comp.-343 yards)

## ▲ Pass Completions

### Career

- 2,590 ..... Jim Hart, 1966-83
- 1,818 ..... Neil Lomax, 1981-89
- 1,030 ..... Charley Johnson, 1961-69

### Season

- 345 ..... Neil Lomax, 1984 (560 att.)
- 275 ..... Neil Lomax, 1987 (463 att.)
- 266 ..... Neil Lomax, 1985 (471 att.)
- 255 ..... Neil Lomax, 1988 (443 att.)
- 240 ..... Neil Lomax, 1986 (421 att.)
- Jim Hart, 1978 (477 att.)
- 237 ..... Timm Rosenbach, 1990 (437 att.)**
- 228 ..... Jim Hart, 1980 (425 att.)
- 223 ..... Charley Johnson, 1964 (420 att.)

**Game**

- 37.....Neil Lomax at Washington, Dec. 16, 1984 (46 att.-468 yards)
- 34.....Neil Lomax vs. L.A. Rams, Nov. 4, 1984 (52 att.-341 yards)
- 32.....Neil Lomax at San Diego, Sept. 20, 1987 (61 att.-457 yards)
- 30.....Neil Lomax at Philadelphia, Dec. 7, 1986, OT (48 att.-390 yards)
- 29.....Neil Lomax vs. Philadelphia, Dec. 10, 1988 (50 att.-384 yards)
- Neil Lomax vs. Philadelphia, Nov. 1, 1987 (50 att.-288 yards)
- 28.....Neil Lomax at L.A. Rams, Oct. 2, 1988 (43 att.-342 yards)
- Neil Lomax at Dallas, Nov. 28, 1985 (43 att.-319 yards)
- Neil Lomax at Dallas, Dec. 27, 1984 (54 att.-314 yards)
- Jim Hart at San Francisco, Sept. 14, 1980 (38 att.-265 yards)
- Jim Hart vs. Minnesota, Nov. 11, 1974 (43 att.-353 yards)
- Charley Johnson vs. Philadelphia, Dec. 13, 1964 (49 att.-371 yards)
- Lamar McHan vs. L.A. Rams, Nov. 30, 1958 (51 att.-245 yards)

**Opponent/Game**

- 31.....Joe Montana at San Francisco, Oct. 18, 1987 (39 att.-334 yards)
- Steve Barkowski vs. Atlanta, Nov. 9, 1980 (47 att.-378 yards)

**Quarterback Neil Lomax holds most Cardinal passing records.**

**▲ Touchdown Passes****Career**

- 209.....Jim Hart, 1966-83
- 136.....Neil Lomax, 1981-89
- 108.....Charley Johnson, 1961-69
- 51.....Paul Christmas, 1945-49
- 50.....Lamar McHan, 1954-58

**Season**

- 28.....Charley Johnson, 1963
- Neil Lomax, 1984
- 24.....Neil Lomax, 1983
- Neil Lomax, 1987
- 21.....Charley Johnson, 1964
- 20.....Neil Lomax, 1988
- Jim Hart, 1974

**Game**

- 6.....Charley Johnson vs. New Orleans, Nov. 2, 1969
- Charley Johnson at Cleveland, Sept. 26, 1965
- Jim Hardy vs. Baltimore, Oct. 2, 1950
- 5.....Charley Johnson vs. Dallas, Dec. 9, 1962
- 4.....Gary Hogeboom at Seattle, Sept. 17, 1989
- Neil Lomax vs. Seattle, Nov. 13, 1983
- Jim Hart at Dallas, Sept. 28, 1975
- Jim Hart vs. N.Y. Giants, Oct. 28, 1973
- Jim Hart at Philadelphia, Oct. 22, 1967
- Charley Johnson vs. Phila., Dec. 8, 1963
- John Roach at L.A. Rams, Sept. 23, 1960
- Lamar McHan at Washington., Nov. 9, 1958
- Lamar McHan vs. Phila., Nov. 4, 1956
- Ray Malloff at N.Y. Giants, Oct. 17, 1948
- Paul Christman at Detroit, Oct. 13, 1946

**Opponent/Game**

- 6.....Bob Griese vs. Miami, Nov. 24, 1977
- Billy Kilmer vs. New Orleans, Nov. 2, 1969

**▲ Passes Had Intercepted****Career**

- 247.....Jim Hart, 1966-83
- 110.....Charley Johnson, 1961-69

**Season**

- 30.....Jim Hart, 1967
- 27.....Wilson Schwenk, 1942
- 24.....Charley Johnson, 1964
- .....Jim Hardy, 1950
- 22.....Paul Christman, 1947
- Lamar McHan, 1954

**Game**

- \*8.....Jim Hardy vs. Phila., Sept. 24, 1950
- \*NFL record

**Opponent/Game**

- 5.....Gary Danielson vs. Detroit, Dec. 4, 1978
- Norm Sneed at Philadelphia, Oct. 2, 1966
- Eddie LeBaron at Dallas, Nov. 5, 1961

*(Individual Passing Records  
continued on page 224)*



(Individual Passing Records continued from page 223)

### ▲ Lowest Interception Rate

#### Season

- 2.1 ..... Jim Hart, 1974 (388-8)  
 2.5 ..... Neil Lomax, 1988 (443-11)  
           Neil Lomax, 1985 (471-12)  
 2.6 ..... Neil Lomax, 1987 (463-12)  
 2.9 ..... Neil Lomax, 1986 (421-12)  
           Neil Lomax, 1982 (205-6)  
           Neil Lomax, 1984 (560-16)  
 3.1 ..... Jim Hart, 1973 (320-10)  
           Neil Lomax, 1983 (354-11)

### ▲ Completion Percentage

#### Season

- 61.6 ..... Neil Lomax, 1984 (345-560)  
 59.4 ..... Neil Lomax, 1987 (275-463)  
 59.0 ..... Neil Lomax, 1983 (209-354)  
 57.6 ..... Neil Lomax, 1988 (255-443)  
 57.0 ..... Neil Lomax, 1986 (240-421)  
 55.5 ..... Neil Lomax, 1985 (266-471)  
 55.2 ..... Jim Hart, 1975 (218-388)  
 56.0 ..... Gary Hogeboom, 1989 (204-364)  
 55.6 ..... Jim Hart, 1973 (178-320)

#### Game

- 81.3 ..... John Roach vs. Washington, Nov. 6, 1960 (13-16)  
 80.4 ..... Neil Lomax at Washington, Dec. 16, 1984 (37-46)  
 78.9 ..... Jim Hart vs. Washington, Oct. 27, 1974 (15-19)  
 77.8 ..... Neil Lomax vs. Seattle, Nov. 13, 1983 (21-27)  
           Ray Mallouf at N.Y. Giants, Oct. 17, 1948 (14-18)  
 77.3 ..... Neil Lomax at Tampa Bay, Oct. 16, 1983 (17-22)

#### Opponent/Game

- 85.7 ..... Sonny Jurgensen at Washington, Oct. 10, 1965 (12-14)  
 83.3 ..... Fran Tarkenton at N.Y. Giants, Oct. 25, 1970 (15-18)  
 83.3 ..... Dan Fouts at San Diego, Sept. 26, 1976 (15-18)

### ▲ Longest Pass Plays

- 98t ..... Ogden Compton to Dick Lane at Green Bay, Nov. 13, 1955  
           Doug Russell to Gaynell Tinsley vs. Cleveland Rams, Nov. 27, 1938  
 98 ..... Jim Hart to Ahmad Rashad vs. L.A. Rams, Dec. 10, 1972  
 97t ..... Pat Coffee to Gaynell Tinsley vs. Chicago, Dec. 5, 1937  
 93t ..... Neil Lomax to **Ernie Jones vs. Philadelphia, Dec. 10, 1988**  
 91t ..... M.C. Reynolds to John David Crow at Cleveland Browns, Dec. 12, 1958

#### Opponent/Game

- 93t ..... Dick Gordon from Jack Concannon at Chicago, Nov. 19, 1967  
 90t ..... Mike Quick from Ron Jaworski at Philadelphia, Oct. 28, 1984  
 88t ..... Anthony Allen from Ed Rubbert at Washington, Oct. 4, 1987  
 87t ..... Ben Hawkins from Norm Snead vs. Philadelphia, Oct. 22, 1967  
 85t ..... Gene Washington from Joe Kapp at Minnesota, Oct. 8, 1967  
 82t ..... Paul Warfield from Bill Nelsen vs. Cleveland, Dec. 14, 1969

### ▲ Longest Completed Pass Not For Touchdown

- 98 ..... Jim Hart to Ahmad Rashad vs. L.A. Rams, Dec. 10, 1972

### ▲ Most Consecutive Pass Completions

#### Game

- 12 ..... Neil Lomax at Tampa Bay, Dec. 20, 1987  
           Neil Lomax: 5 vs. N.Y. Giants, Oct. 25, 1987; 7 vs. Philadelphia, Nov. 2, 1987  
           Jim Hart vs. Chicago, Sept. 25, 1977  
 10 ..... Neil Lomax vs. New Orleans, Dec. 6, 1981  
 9 ..... Neil Lomax at Washington, Dec. 16, 1984 (twice in game)  
           Jim Hart at Minnesota, Nov. 6, 1977  
           Jim Hart vs. Philadelphia, Nov. 29, 1970  
           Charley Johnson vs. Philadelphia, Sept. 11, 1966  
 8 ..... Neil Lomax at Buffalo, Sept. 21, 1986

### ▲ Most Consecutive Games Throwing A Touchdown Pass

- 19 ..... Neil Lomax (Game 9 in 1983 through Game 11 in 1984)  
 16 ..... Charley Johnson (Game 4 in 1964 through Game 5 in 1965)  
 14 ..... Neil Lomax (Games 1-2, 6-15 in 1987, Games 1-2 in 1988)  
 12 ..... Neil Lomax (Games 1-2 and 6-15 in 1987)  
 8 ..... Neil Lomax (Game 4 through Game 11 in 1988)  
           Neil Lomax (Game 13 in 1984 through Game 4 in 1985)  
           Charley Johnson (Games 4 through 11 in 1963)  
 7 ..... Jim Hart (Game 14 in 1974 through Game 6 in 1975)  
           Jim Hart (Games 3 through 9 in 1974)

### ▲ Fewest Passes Had Intercepted

#### Season

- 4 ..... Paul Christman, 1948 (114 att.)  
           Ray Mallouf, 1941 (96 att.)  
 5 ..... Jim Hart, 1972 (119 att.)  
 6 ..... Neil Lomax, 1982 (205 att.)  
           Lamar McHan, 1954 (255 att.)  
           Ray Mallouf, 1948 (143 att.)  
 8 ..... Jim Hart, 1974 (388 att.)

### ▲ Highest NFL Passing Rating

#### Season

- 92.5 ..... Neil Lomax, 1984  
 92.0 ..... Neil Lomax, 1983  
 91.2 ..... Ray Mallouf, 1948  
 88.5 ..... Neil Lomax, 1987  
 86.7 ..... Neil Lomax, 1988  
 81.7 ..... Jim Hart, 1976

## RECEIVING

## ▲ Total Receptions

## Career

522	.....	Roy Green, 1979-90
480	.....	Jackie Smith, 1963-77
469	.....	Pat Tilley, 1976-86
418	.....	Bobby Joe Conrad, 1958-68
377	.....	J.T. Smith, 1985-90
351	.....	Mel Gray, 1971-82
328	.....	Sonny Randle, 1959-66

## Season

91	.....	J.T. Smith, 1987 (1,117 yards, 8 TD)
83	.....	J.T. Smith, 1988 (986 yards, 7 TD)
80	.....	J.T. Smith, 1986 (1,014 yards, 6 TD)
78	.....	Roy Green, 1984 (1,555 yards, 12 TD)
	.....	Roy Green, 1983 (1,227 yards, 14 TD)
73	.....	Bobby Joe Conrad, 1963 (967 yards, 10 TD)
70	.....	Ottis Anderson, 1984 (611 yards, 2 TD)
68	.....	Roy Green, 1988 (1,097, 7 TD)
	.....	Pat Tilley, 1980 (966 yards, 6 TD)
66	.....	Pat Tilley, 1981 (1,040 yards, 3 TD)
63	.....	Sonny Randle, 1962 (1,158 yards, 7 TD)
62	.....	J.T. Smith, 1989 (778 yards, 5 TD)
	.....	Pat Tilley, 1978 (900 yards, 3 TD)
	.....	Bobby Joe Conrad, 1962 (954 yards, 4 TD)
	.....	Sonny Randle, 1960 (893 yards, 15 TD)
61	.....	<b>Ernie Jones, 1991 (957 yards, 4 TD)</b>
	.....	Bobby Joe Conrad (780 yards, 6 TD)

## Game

16	.....	Sonny Randle at N.Y. Giants, Nov. 4, 1962 (256 yards, 1 TD)
12	.....	Ottis Anderson at Washington, Dec. 16, 1984 (124 yards)
11	.....	J.T. Smith vs. San Diego, Oct. 1, 1989 (123 yards)
	.....	J.T. Smith at Dallas, Dec. 27, 1987 (102 yards, 1 TD)
	.....	Ottis Anderson vs. L.A. Rams, Nov. 4, 1984 (74 yards)
	.....	Sonny Randle at Washington, Nov. 20, 1960 (146 yards, 3 TD)
10	.....	J.T. Smith at Detroit, Sept. 10, 1989 (121 yards)
	.....	J.T. Smith at Houston, Nov. 20, 1988 (114 yards, 1 TD)
	.....	J.T. Smith at Atlanta, Nov. 29, 1987 (109 yards)
	.....	J.T. Smith at Philadelphia, Nov. 1, 1987 (112 yards, 1 TD)
	.....	J.T. Smith at Philadelphia, Dec. 7, 1986 (131 yards)
	.....	J.T. Smith at San Francisco, Nov. 9, 1986 (154 yards, 2 TD)
	.....	Roy Green vs. Dallas, Sept. 19, 1982 (170 yards)
	.....	Dave Williams vs. Philadelphia, Nov. 23, 1969 (94 yards, 1 TD)
	.....	John Gilliam at Pittsburgh, Oct. 5, 1969 (197 yards, 1 TD)
	.....	Gern Nagler vs. N.Y. Giants, Nov. 1, 1953 (124 yards, 1 TD)
	.....	Don Stonesifer vs. Washington, Sept. 27, 1953 (92 yards)

## Opponent/Game

12	.....	Harold Carmichael vs. Philadelphia, Oct. 14, 1973 (187 yards)
11	.....	Mark Bavaro vs. N.Y. Giants, Dec. 13, 1987 (137 yards, 1 TD)
	.....	Art Monk at Washington, Dec. 16, 1984 (136 yards)
	.....	Doug Kotar vs. N.Y. Giants, Oct. 3, 1976 (132 yards)
	.....	Tommy McDonald at Philadelphia, Oct. 1, 1961 (182 yards)

## ▲ Touchdowns Receiving

## Career

66	.....	Roy Green, 1979-90
60	.....	Sonny Randle, 1959-66
45	.....	Mel Gray, 1971-82
40	.....	Jackie Smith, 1963-77
38	.....	Bobby Joe Conrad, 1958-68
37	.....	Pat Tilley, 1976-86
31	.....	Mal Kutner, 1946-50

## Season

16	.....	Sonny Randle, 1960
14	.....	Roy Green, 1983
	.....	Mal Kutner, 1948
12	.....	Roy Green, 1984
	.....	Sonny Randle, 1963
	.....	Bob Shaw, 1950

## Game

*5	.....	Bob Shaw vs. Baltimore, Oct. 2, 1950
4	.....	J.T. Smith at Washington, Oct. 8, 1989
	.....	Roy Green at Seattle, Sept. 17, 1989
	.....	Roy Green vs. Seattle, Nov. 13, 1983
	.....	Dave Williams vs. New Orleans, Nov. 2, 1969
3	.....	Many Times, most recently by Roy Green at Seattle, Sept. 17, 1989; J.T. Smith at Washington, Oct. 8, 1969
	.....	*NFL record

## Opponent/Game

4	.....	Earnest Gray vs. N.Y. Giants, Sept. 7, 1980
---	-------	---

## ▲ Combined Yardage (Rushing/Receiving&gt;Returns)

## Career

11,988	.....	Stump Mitchell, 1981-89 (4,649/1,955/5,384)
10,861	.....	Roy Green, 1979-90 (148/8,497/2,216)
10,494	.....	Ottis Anderson, 1979-86 (7,999/2,495/0)
9,040	.....	Terry Metcalf, 1973-77 (3,438/1,862/3,748)
8,509	.....	Ollie Matson, 1952, '54-58 (3,331/2,150/3,028)
8,284	.....	Jackie Smith, 1963-76 (327/7,869/88)
8,038	.....	Mel Gray, 1971-82 (154/6,644/1,240)
7,588	.....	Bobby Joe Conrad, 1958-68 (441/5,828/1,319)
7,318	.....	Charley Trippi, 1947-55 (3,511/1,393/2,414)
7,301	.....	Pat Tilley, 1976-86 (327,005/264)

## Season

2,462	.....	Terry Metcalf, 1975 (816/378/1,268)
2,058	.....	Terry Metcalf, 1974 (718/377/963)
2,022	.....	Terry Metcalf, 1977 (739-403-880)
1,950	.....	Stump Mitchell, 1985 (1,006/502/442)
1,947	.....	Stump Mitchell, 1981 (175/351,737)
1,913	.....	Ottis Anderson, 1979 (1,605/308/0)
1,889	.....	Stump Mitchell, 1984 (434/318/1,137)
1,785	.....	Ottis Anderson, 1984 (1,174/611/0)
1,697	.....	Vai Sikahema, 1989 (145/245/1,307)

(Individual Combined Yardage Records continued on page 226)

*(Individual Combined Yardage Records continued from page 225)***Game**

- 284.....Ollie Matson vs. Pittsburgh, Dec. 31, 1954  
(85/74/125)
- 280.....Terry Metcalf vs. Buffalo, Nov. 27, 1975 (7/52/221)
- 278.....Ollie Matson vs. Pittsburgh, Oct. 26, 1952  
(82/121/75)
- 276.....Ollie Matson vs. Washington, Nov. 21, 1954  
(163/64/49)  
Ollie Matson at Pittsburgh, Nov. 28, 1954 (115/161/0)
- 275.....Charley Trippi at Philadelphia, Dec. 7, 1947  
(51/86/138)

**▲ Total Receiving Yardage****Career**

- 8,497....Roy Green, 1979-90
- 7,918....Jackie Smith, 1963-77
- 7,005....Pat Tilley, 1976-86
- 6,644....Mel Gray, 1971-82
- 5,828....Bobby Joe Conrad, 1958-68
- 5,438....Sonny Randle, 1959-66

**Season**

- 1,555...Roy Green, 1984
- 1,227...Roy Green, 1983
- 1,205...Jackie Smith, 1967
- 1,158...Sonny Randle, 1962
- 1,117...J.T. Smith, 1987
- 1,097...Roy Green, 1988
- 1,040...Pat Tilley, 1981
- 1,014...J.T. Smith, 1986
- Sonny Randle, 1963

*Wide receiver Pat Tilley's name appears throughout the Cardinals receiving records.*

**Game**

- 256.....Sonny Randle vs. N.Y. Giants, Nov. 4, 1962 (16 rec., 1 TD)
- 212.....Jackie Smith vs. Pittsburgh, Oct. 13, 1963 (9 rec., 2 TD)
- 198.....Sonny Randle at Cleveland, Sept. 26, 1965 (7 rec., 3 TD)
- 197.....John Gilliam vs. Pittsburgh, Oct. 5, 1969 (10 rec., 1 TD)
- 196.....Roy Green at Washington, Dec. 16, 1984 (8 rec., 2 TD)
- 192.....John Gilliam at Cleveland, Oct. 26, 1969 (4 rec., 3 TD)
- 189.....Roy Green at Dallas, Oct. 7, 1984 (8 rec., 2 TD)
- 187.....Mel Gray at N.Y. Giants, Oct. 25, 1975 (7 rec., 2 TD)
- 183.....Roy Green at Indianapolis, Sept. 16, 1984 (8 rec., 2 TD)
- Dave Stief vs. Atlanta, Dec. 17, 1978 (9 rec., 1 TD)

**Opponent/Game**

- 255.....Anthony Allen at Washington, Oct. 4, 1987 (7 rec.)
- 203.....James Dixon vs. Dallas, Nov. 12, 1989 (12 rec.)
- 199.....Tim Brown vs. Philadelphia, Dec. 16, 1962 (5 rec.)
- 197.....Ben Hawkins vs. Philadelphia, Oct. 2, 1967 (6 rec.)
- 195.....Carroll Dale at Green Bay, Dec. 21, 1969 (9 rec.)

**▲ Most Consecutive Games Catching Passes**

- 121.....Mel Gray (Game 3 in 1973 through Game 4 in 1982)
- 94.....Bobby Joe Conrad (Game 9 in 1961 through Game 4 in 1968)
- 74.....Roy Green (Game 2 in 1981 through Game 10 in 1986)
- 46.....J.T. Smith (Game 3 in 1985 through Game 3 in 1988)
- 48.....Sonny Randle (Game 2 in 1961 through Game 7 in 1964)
- 45.....Jackie Smith (Game 3 in 1967 through Game 5 in 1970)
- 43.....J.T. Smith (Game 4 in 1985 through Game 15 in 1987)
- 42.....Terry Metcalf (Game 1 in 1974 through Game 3 in 1977)
- 40.....Pat Tilley (Game 9 in 1978 through Game 2 in 1981)

**▲ Most Consecutive Games Catching A Touchdown Pass**

- 5.....Jackie Smith, 1967  
Bobby Joe Conrad, 1963  
Sonny Randle, 1960 and '61-62 (twice)  
Bob Shaw, 1950  
Mal Kutner, 1947
- 4.....Roy Green, 1986  
Roy Green, 1983-84

**▲ Most Passes Caught By Running Back****Season**

- 70.....Otis Anderson, 1984
- 56.....Earl Ferrell, 1986
- 54.....Otis Anderson, 1983
- 51.....Otis Anderson, 1981
- 50.....Terry Metcalf, 1974
- 47.....Stump Mitchell, 1985
- 45.....Stump Mitchell, 1987



# INTERCEPTIONS

## ▲ Total Interceptions

### Career

- 52.....Larry Wilson, 1960-82  
 40.....Roger Wehrli, 1969-82  
 30.....Dick Lane, 1954-59  
 29.....Pat Fischer, 1961-67

### Season

- 12.....Bob Nussbaumer, 1949  
 11.....Lindon Crow, 1956  
 10.....Ray Ramsey, 1953  
     Dick "Night Train" Lane, 1954  
     Jerry Norton, 1960  
     Pat Fischer, 1964  
**Larry Wilson, 1966**

### Game

- \*\*4.....Jerry Norton at Pittsburgh, Nov. 26, 1961  
           Jerry Norton at Wash., Nov. 20, 1960  
           Bob Nussbaumer at N.Y. Bulldogs, Nov. 13, 1949  
 3.....Ken Greene vs. Buffalo, Nov. 15, 1981  
           Perry Smith at Detroit, Dec. 3, 1978  
           Roger Wehrli vs. Dallas, Dec. 7, 1975  
**Larry Wilson vs. Chicago, Oct. 31, 1966**  
**Larry Wilson vs. Cleveland, Dec. 19, 1965**  
 Bobby Joe Conrad at Pittsburgh, Dec. 13, 1958  
 Don Paul vs. N.Y. Giants, Nov. 1, 1953  
 Ray Ramsey vs. Philadelphia, Sept. 30, 1951  
 Jerry Davis at L.A. Rams, Dec. 4, 1949  
 Mal Kutner at Green Bay, Nov. 24, 1946  
 \*\*Ties NFL record

### Opponent/Game

- 3.....Gene Atkins vs. New Orleans, Dec. 22, 1991  
           Jack Pardee at Washington, Oct. 17, 1971  
           Richie Petitbon vs. Washington, Sept. 19, 1971  
           Curtis Gentry at Chicago, Nov. 19, 1967  
           Nate Ramsey vs. Philadelphia, Nov. 28, 1965

## ▲ Interception Yardage

### Career

- 800.....Larry Wilson, 1960-72  
 628.....Dick Lane, 1954-59  
 529.....Pat Fischer, 1961-67  
 501.....Mike Sensibaugh, 1972-77  
 464.....Norm Thompson, 1971-76

### Season

- 237.....Ray Ramsey, 1953  
 206.....Dick Lane, 1956

### Game

- 115.....Larry Wilson vs. Cleve., Dec. 19, 1965 (3 int., 1 TD)  
 110.....Jerry Norton at Pittsburgh, Nov. 26, 1961 (4 int., 2 TD)  
 105.....Ken Greene vs. Buffalo, Nov. 15, 1981 (3 int.)

### Opponent/Game

- 99.....Gene Atkins vs. New Orleans, Dec. 22, 1991 (3 int.)

## ▲ Longest Interception Return

- 96.....Larry Wilson vs. Cleve., Dec. 19, 1965 (TD)  
 92.....Leo Sanford at Pittsburgh, Sept. 26, 1955 (TD)  
**91.....Larry Wilson at Philadelphia, Oct. 2, 1966 (TD)**  
 79.....Mike Sensibaugh vs. N.Y. Giants, Oct. 31, 1977 (TD)  
 78.....Carl Allen vs. Chicago, Dec. 16, 1979  
 70.....Carl Allen vs. Philadelphia, Sept. 28, 1960 (TD)  
 69.....Dick Lane at Philadelphia, Nov. 15, 1959 (TD)



**Current V.P./General Manager Larry Wilson, a Hall of Fame defensive back, holds the club's career interception records.**

- 68.....Bob Nussbaumer at Green Bay, Oct. 16, 1949  
 67.....Leonard Smith vs. Green Bay, Sept. 29, 1985  
 66.....Dick Lane vs. N.Y. Giants, Oct. 1, 1956 (TD)

### Opponent/Game

- 90.....Mel Rentro vs. Dallas, Oct. 4, 1965 (TD)

## ▲ Interceptions Returned For Touchdown

### Career

- 5.....Larry Wilson, 1960-72  
 3.....Bill Blackburn, 1946-50  
     Pat Fischer, 1961-67

### Season

- 2.....Billy Blackburn, 1948  
     Jerry Norton, 1961  
     Billy Stacy, 1961  
     Pat Fischer, 1964  
**Larry Wilson, 1966**

### Game

- \*\*2.....Billy Blackburn vs. Boston, Oct. 24, 1948  
     Billy Stacy at Dallas, Nov. 5, 1961  
     Jerry Norton at Pittsburgh, Nov. 26, 1961  
 \*\*Ties NFL record

## ▲ Most Consecutive Games With Interceptions

- 7.....Larry Wilson, 1966  
 6.....Dick Lane, 1954-55  
 5.....Pat Fischer, 1963

*(Individual Records continued on page 228)*



## PUNTING

### ▲ Total Punts

#### Career

- 360 ..... Carl Birdsong, 1981-85
- 248 ..... Chuck Latourette, 1967-68, '70-71
- 219 ..... **Rich Camarillo, 1989-**
- 194 ..... Charley Trippi, 1947-54
- 183 ..... Jerry Norton, 1959-61
- 138 ..... Dave Mann, 1955-57

#### Season

- 100 ..... Larry Swider, 1980 (41.5 avg.)
- 85 ..... Jerry Norton, 1961 (44.7 avg.)
- 85 ..... Carl Birdsong, 1985 (41.7 avg.)
- ..... Carl Birdsong, 1983 (41.5 avg.)
- 81 ..... Hal Roberts, 1974 (38.7 avg.)
- 80 ..... Steve Little, 1979 (38.2 avg.)

#### Game

- 12 ..... Beryl Clark vs. Detroit, Oct. 15, 1940
- 11 ..... Larry Swider vs. Washington, Dec. 21, 1980
- ..... Gary Keithley at Washington, Oct. 21, 1973
- ..... King Hill vs. Minnesota, Oct. 19, 1969
- 10 ..... Carl Birdsong at N.Y. Giants, Dec. 4, 1983
- ..... Carl Birdsong vs. Washington, Jan. 2, 1983
- ..... Jerry Norton vs. N.Y. Giants, Oct. 8, 1961
- ..... Charley Trippi at Philadelphia, Dec. 4, 1955
- ..... Charley Trippi vs. Philadelphia, Oct. 3, 1954
- ..... Frank Polsfoot vs. N.Y. Giants, Nov. 25, 1951
- ..... Jim Hardy at Chicago, Oct. 8, 1950

#### Opponent/Game

- 11 ..... Don Chandler vs. N.Y. Giants, Oct. 8, 1961

### ▲ Average Yards

#### Career

- 44.9 ..... Jerry Norton, 1959-61 (183-8,219)
- 43.9 ..... **Rich Camarillo, 1989- (219-9,609)**
- 41.5 ..... Larry Swider, 1980 (100-4,111)

- 41.4 ..... Carl Birdsong, 1981-85 (360-14,916)
- 40.5 ..... Chuck Latourette, 1967-68, '70-71 (248-10,049)
- 40.4 ..... Dave Mann, 1955-57 (138-5,578)
- 40.3 ..... Charley Trippi, 1947-55 (194-7,818)

#### Season

- 45.6 ..... Jerry Norton, 1960 (39-1,778)
- 45.3 ..... **Rich Camarillo, 1991 (76-3,445)**
- 44.9 ..... Jerry Norton, 1959 (59-2,649)
- 44.7 ..... Jerry Norton, 1961 (85-3,799)
- 43.8 ..... Carl Birdsong, 1982 (54-2,365)
- 43.4 ..... **Rich Camarillo, 1989 (76-3,298)**
- 42.9 ..... Charley Trippi, 1953 (54-2,316)
- 42.6 ..... **Rich Camarillo, 1990 (67-2,865)**

#### Game

- 54.0 ..... Greg Cater at San Francisco, Oct. 18, 1967 (2-108)
- 53.3 ..... Dave Mann at Pittsburgh, Oct. 13, 1957 (4-213)
- 53.2 ..... **Rich Camarillo vs. Atlanta, Oct. 20, 1991 (5-266)**
- 52.8 ..... Jerry Norton at Philadelphia, Nov. 15, 1959 (5-264)
- 52.5 ..... Donny Anderson vs. Chicago, Oct. 29, 1972 (4-210)
- 51.0 ..... Carl Birdsong vs. Minnesota, Oct. 30, 1983 (2-102)
- 50.8 ..... Rich Camarillo at Miami, Nov. 4, 1990 (5-254)
- 50.5 ..... Jerry Norton vs. Pittsburgh, Nov. 17, 1961 (6-303)
- 50.0 ..... Carl Birdsong at Kansas City, Oct. 2, 1983 (7-350)
- ..... Jeff Burkett vs. Chicago, Oct. 5, 1947 (4-200)

#### Opponent/Game (minimum 4 punts)

- 54.0 ..... Harry Newsome at Minnesota, Oct. 13, 1991 (5-270)

### ▲ Longest Punt

- 84 ..... Doug Russell vs. Chicago, Sept. 11, 1938
- 81 ..... Mike Wood at N.Y. Giants, Dec. 10, 1978
- 78 ..... Ernie Nevers vs. Green Bay, Nov. 13, 1930
- 78 ..... Jerry Norton at Dallas, Nov. 5, 1961

#### Opponent/Game

- 71 ..... Billy Lothridge at Dallas, Sept. 12, 1964
- 69 ..... Tom Blanchard vs. New Orleans, Dec. 8, 1974

## PUNT RETURNS

### ▲ Total Punt Returns

#### Career

- 193 ..... Vai Sikahema, 1986-90
- 156 ..... Stump Mitchell, 1981-89
- 80 ..... Terry Metcalf, 1973-77
- 71 ..... Willard Harrell, 1978-84
- 64 ..... Chuck Latourette, 1967-68, '70-71
- 63 ..... Charley Trippi, 1947-55

#### Season

- 44 ..... Vai Sikahema, 1987
- 43 ..... Vai Sikahema, 1986
- 42 ..... Stump Mitchell, 1981
- 38 ..... Stump Mitchell, 1983
- ..... Stump Mitchell, 1984
- ..... Vai Sikahema, 1989
- 36 ..... Vai Sikahema, 1990

- 33 ..... Vai Sikahema, 1988
- 32 ..... Willard Harrell, 1979
- 31 ..... **John Jackson, 1991**
- 30 ..... Chuck Latourette, 1970
- 29 ..... Billy Stacy, 1959

#### Game

- 8 ..... Stump Mitchell at Washington, Jan. 2, 1983
- 7 ..... Vai Sikahema vs. Pittsburgh Oct. 9, 1988
- ..... Vai Sikahema vs. Dallas, Sept. 13, 1987
- ..... Stump Mitchell at N.Y. Giants, Dec. 4, 1983
- 6 ..... Vai Sikahema vs. San Diego, Oct. 1, 1989
- ..... Stump Mitchell at Atlanta, Oct. 18, 1981
- ..... Gary Hammond vs. Philadelphia, Sept. 15, 1974
- ..... Chuck Latourette vs. Houston, Nov. 1, 1970

#### Opponent/Game

- 9 ..... Mike Nelms vs. Washington, Dec. 21, 1980



**▲ Punt Return Yardage****Career**

- 2,152 ..... Vai Sikahema, 198–  
 1,377 ..... Stump Mitchell, 1981–89  
 921 ..... Terry Metcalf, 1973–77  
 864 ..... Charley Trippi, 1947–55  
 854 ..... Willard Harrell, 1978–84

**Season**

- 550 ..... Vai Sikahema, 1987  
 522 ..... Vai Sikahema, 1986  
 445 ..... Stump Mitchell, 1981  
 433 ..... Vai Sikahema, 1989  
 345 ..... Chuck Latourette, 1968  
 341 ..... Vai Sikahema, 1988  
 340 ..... Terry Metcalf, 1974  
 337 ..... Stump Mitchell, 1983

**Game**

- 145 ..... Vai Sikahema vs. Tampa Bay, Dec. 21, 1986  
 143 ..... Chuck Latourette at New Orleans, Sept. 29, 1968  
 142 ..... John Roland at Philadelphia, Oct. 2, 1966  
 99 ..... Don Paul at Philadelphia, Nov. 19, 1950  
 97 ..... Frank Bernardi at Washington, Oct. 14, 1956  
 96 ..... Vai Sikahema vs. N.Y. Giants, Dec. 13, 1987  
 John "Red" Cochran at Detroit, Nov. 6, 1949

**Opponent/Game**

- 118 ..... Derrick Shepard at Washington, Oct. 3, 1987  
 107 ..... Dennis Morgan vs. Dallas, Oct. 13, 1974

**▲ Longest Punt Return**

- 951 ..... Frank Bernardi at Washington, Oct. 14, 1956  
 881 ..... Phil Sarboe vs. N.Y. Giants, Oct. 17, 1935  
 861 ..... Chuck Latourette at New Orleans, Sept. 29, 1968  
 John Roland at Philadelphia, Oct. 2, 1966  
 841 ..... Ken Hall vs. Pittsburgh, Nov. 1, 1959

**Opponent/Game**

- 981 ..... Dennis Morgan vs. Dallas, Oct. 13, 1974  
 811 ..... Lionel James at San Diego, Sept. 20, 1987  
 801 ..... Roy Jefferson vs. Pitt., Nov. 10, 1968

**▲ Average Yards****Career**

- 13.7 ..... Charley Trippi, 1947–55 (63–864)  
 12.0 ..... Willard Harrell, 1978–84 (71–854)  
 11.5 ..... Terry Metcalf, 1973–77 (80–921)  
 11.2 ..... Vai Sikahema, 1986–90 (193–2,152)  
 8.8 ..... Stump Mitchell, 1981–89 (156–1,377)

**Season (15 or more returns)**

- 20.93 ..... John "Red" Cochran, 1949 (15–314)  
 20.88 ..... Jerry Davis, 1948 (16–334)  
 13.1 ..... Terry Metcalf, 1974 (26–340)  
 12.5 ..... Vai Sikahema, 1987 (44–550)  
 12.4 ..... Terry Metcalf, 1975 (23–285)  
 12.3 ..... Chuck Latourette, 1968 (28–345)  
 12.1 ..... Vai Sikahema, 1986 (43–522)  
 12.1 ..... Frank Bernardi, 1956 (18–217)  
 11.4 ..... Charley Trippi, 1953 (21–239)  
 11.7 ..... Vai Sikahema, 1989 (37–433)  
 10.9 ..... J.T. Smith, 1985 (26–283)

**Game**

- 47.7 ..... Chuck Latourette at N.O., Sept. 29, 1968 (3–143)  
 47.3 ..... John Roland at Phila., Oct. 2, 1966 (3–142)  
 36.3 ..... Vai Sikahema vs. Tampa Bay, Dec. 21, 1986 (4–145)  
 33.0 ..... Don Paul at Phila., Nov. 19, 1950 (3–99)  
 32.3 ..... Frank Bernardi at Washington, Oct. 14, 1956 (3–97)  
 31.7 ..... Bobby Joe Conrad vs. Phila., Oct. 15, 1961 (3–95)  
 31.0 ..... Vai Sikahema at Washington, Oct. 8, 1989 (2–62)

**Opponent/Game**

- 39.3 ..... Derrick Shepard at Washington, Oct. 4, 1987 (3–118)  
 23.5 ..... Roy Jefferson vs. Pittsburgh, Nov. 10, 1968 (4–94)  
 23.3 ..... Bob Hayes at Dallas, Nov. 23, 1967 (4–93)

**▲ Most Touchdowns**

- 3 ..... Ollie Matson, 1954–55  
 2 ..... Vai Sikahema, 1986 (both vs. Tampa Bay, Dec. 21, 1986)  
 Jerry Davis, 1948  
 Charley Trippi, 1948  
 John "Red" Cochran, 1949  
 Billy Stacy, 1959

**KICKOFF RETURNS****▲ Total Kickoff Returns****Career**

- 177 ..... Stump Mitchell, 1981–89  
 164 ..... Vai Sikahema, 1986–90  
 107 ..... Terry Metcalf, 1973–77  
 86 ..... Ollie Matson, 1952, '54–58  
 83 ..... Roy Green, 1979–90  
 78 ..... Willard Harrell, 1978–84  
 66 ..... Charley Trippi, 1947–55

**Season**

- 55 ..... Stump Mitchell, 1981  
 46 ..... Chuck Latourette, 1968  
 43 ..... Vai Sikahema, 1989  
 41 ..... Roy Green, 1979  
 37 ..... Vai Sikahema, 1986  
 36 ..... Stump Mitchell, 1983  
 35 ..... Terry Metcalf, 1975  
 Stump Mitchell, 1984

**Game**

- 7 ..... Larry Centers at Dallas, Dec. 16, 1990  
 Stump Mitchell at Washington, Nov. 1, 1981

- 7 ..... Stump Mitchell at Atlanta, Oct. 18, 1981  
 Terry Metcalf vs. Dallas, Oct. 9, 1977  
 Willie Carter vs. Philadelphia, Oct. 25, 1953  
 6 ..... Vai Sikahema at N.Y. Giants, Dec. 4, 1988  
 Stump Mitchell at Philadelphia, Oct. 13, 1985  
 Clyde Duncan at N.Y. Giants, Sept. 22, 1985  
 Stump Mitchell at Washington, Nov. 6, 1983  
 Stump Mitchell vs. Dallas, Sept. 11, 1983  
 Willard Harrell vs. Baltimore, Oct. 8, 1978  
 George Hoey vs. Philadelphia, Nov. 21, 1971  
 Bobby Williams at Dallas, Nov. 23, 1967  
 Jerry Stovall at Cleveland, Sept. 20, 1964  
 Bill Triplett vs. Green Bay, Oct. 20, 1963  
 Woodley Lewis vs. Philadelphia, Nov. 3, 1957

**Opponent/Game**

- 8 ..... Gary Ellerson vs. Green Bay, Sept. 29, 1985  
 7 ..... Jimmy Edwards vs. Minnesota, Nov. 4, 1979

*(Individual Kickoff Return Records  
 continued on page 230)*



*(Individual Kickoff Return Records continued from page 229)*

### ▲ Kickoff Return Yardage

#### Career

- 4,007 ... Stump Mitchell, 1981-89
- 3,501 ... Vai Sikaheima, 1986-90
- 2,804 ... Terry Metcalf, 1973-77
- 2,453 ... Ollie Matson, 1952, '54-58
- 1,914 ... Roy Green, 1979-90
- 1,564 ... Willard Harrell, 1978-83

#### Season

- 1,292 ... Stump Mitchell, 1981
- 1,005 ... Roy Green, 1979
- 960 ... Terry Metcalf, 1975
- 874 ... Vai Sikaheima, 1989
- 847 ... Vai Sikaheima, 1986
- 804 ... Stump Mitchell, 1984

#### Game

- 203..... George Hoey vs. Philadelphia, Nov. 21, 1971
- 185..... Les Goble at N.Y. Giants, Sept. 26, 1954
- 178..... Stump Mitchell at Atlanta, Oct. 18, 1981
- 177..... Don Shy vs. Washington, Sept. 23, 1973
- 174..... Terry Metcalf vs. Buffalo, Nov. 27, 1975
- 162..... Terry Metcalf at Washington, Oct. 13, 1975
- 160..... Stump Mitchell vs. Dallas, Sept. 11, 1963

#### Opponent/Game

- 225..... Herb Mul-Key vs. Wash., Sept. 23, 1973

### ▲ Longest Kickoff Return

- \*1061 ... Roy Green at Dallas, Oct. 21, 1979
- 1051 ... Frank Seno at N.Y. Giants, Oct. 20, 1946
- 1051 ... Ollie Matson at Washington, Oct. 14, 1956
- 1031 ... George Hoey vs. Philadelphia, Nov. 21, 1971
- 1021 ... Doug Russell vs. Cincinnati, Sept. 23, 1934
- 1011 ... Ollie Matson vs. Pittsburgh, Nov. 23, 1958
- 1001 ... John Gilliam at Green Bay, Dec. 21, 1969
- Ollie Matson vs. Chicago, Oct. 5, 1952
- \*Ties NFL record

#### Opponent/Game

- 1001 ... Dennis Pearson vs. Atlanta, Dec. 17, 1978
- 991 ... Jon Vaughn vs. New England, Sept. 29, 1991

### ▲ Average Yards

#### Career

- 28.5 ... Ollie Matson, 1952, '54-58
- 26.2 ... Terry Metcalf, 1973-77
- 23.1 ... Roy Green, 1979-90
- 22.6 ... Stump Mitchell, 1981-90
- 22.2 ... Vai Sikaheima, 1986-90

#### Season (15 or more attempts)

- 35.5 ... Ollie Matson, 1958 (14-497)
- 31.2 ... Terry Metcalf, 1974 (20-623)
- Ollie Matson, 1952 (20-623)
- 29.2 ... Jerry Davis, 1948 (15-437)
- 28.3 ... Don Paul, 1951 (15-424)

#### Game (3 or more attempts)

- 48.3 ... John Gilliam at Green Bay, Dec. 21, 1969 (3-145)
- 47.0 ... Terry Metcalf at Houston, Oct. 20, 1974 (3-141)
- 46.3 ... Les Goble vs. N.Y. Giants, Sept. 26, 1954 (4-185)
- 43.0 ... Chuck Latourette at Philadelphia, Nov. 3, 1968 (3-129)
- 40.5 ... Terry Metcalf vs. Washington, Nov. 16, 1975 (4-162)

#### Opponent/Game

- 59.0 ... Timmy Brown at Philadelphia, Sept. 22, 1963 (3-177)

### ▲ Most Touchdowns

#### Career

- \*\*6..... Ollie Matson, 1952 (2), '54, '56, '58 (2)
- 2..... Les Goble, 1954 (2)
- Terry Metcalf, 1974-75
- \*\*Ties NFL record

#### Season

- 2 ..... Ollie Matson, 1952 and '58 (twice)
- Les Goble, 1954

### ▲ Combined Kick Return Yards

#### Season

- 1,737 ... Stump Mitchell, 1981 (1,292 kickoff-445 punt)
- 1,582 ... Chuck Latourette, 1968 (1,237 kickoff-345 punt)
- 1,369 ... Vai Sikaheima, 1986 (847 kickoff-522 punt)
- 1,311 ... Vai Sikaheima, 1987 (761 kickoff-550 punt)
- 1,307 ... Vai Sikaheima, 1989 (874 kickoff-433 punt)
- 1,245 ... Terry Metcalf, 1975 (960 kickoff-285 punt)
- 1,137 ... Stump Mitchell, 1984 (804 kickoff-333 punt)
- 1,115 ... Stump Mitchell, 1983 (778 kickoff-337 punt)
- 1,047 ... Roy Green, 1979 (1,005 kickoff-42 punt)

*Wide receiver Roy Green also starred as a kick returner in the early days of his Cardinal career.*



## FUMBLES

### ▲ Total Fumbles

#### Season

- 15 ..... Terry Metcalf, 1976  
 Sam Etcheverry, 1961  
 Paul Christman, 1946  
 14 ..... Terry Metcalf, 1974  
 John David Crow, 1962  
 Ottis Anderson, 1961

#### Game

- 6 ..... Sam Etcheverry at N.Y. Giants, Sept. 17, 1961  
 5 ..... Paul Christman at Green Bay, Oct. 10, 1946

### ▲ Opponent Fumbles Recovered

#### Career

- 19 ..... Mark Arneson, 1972-80  
 Roger Wehrli, 1969-82  
 16 ..... Bill Koman, 1959-67  
 14 ..... Chuck Walker, 1964-72  
 12 ..... Leo Sugar, 1954-60  
 Larry Stallings, 1963-75  
**Larry Wilson, 1960-72**

#### Season

- 5 ..... Chuck Walker, 1969  
 Tom Wham, 1950  
 4 ..... Larry Stallings, 1972  
 Lee Nelson, 1983  
 Curtis Greer, 1981  
 Tom Wham, 1949

#### Game

- 3 ..... Corwin Clatt at Detroit, Nov. 6, 1949  
 2 ..... Many times, most recently by Cedric Mack at Tampa Bay, Dec. 20, 1987

### ▲ Own Fumbles Recovered

#### Season

- 8 ..... Paul Christman, 1945  
 7 ..... Terry Metcalf, 1974  
 John Roach, 1960

#### Game

- 4 ..... Sam Etcheverry at N.Y. Giants, Sept. 17, 1961

### ▲ Most Fumbles Returned For Touchdown

#### Career

- 3 ..... Leo Sugar, 1954, '57 (2)  
 2 ..... Rod Saddler, 1989, '91  
 Larry Stallings, 1965, '69  
**Larry Wilson, 1963, '69**  
 Don Brumm, 1965, '68

#### Season

- 2 ..... Leo Sugar, 1957

### ▲ Longest Fumble Returned

- 88t ..... Larry Wilson at Green Bay, Dec. 21, 1969  
**85t ..... Eric Hill at L.A. Rams, Sept. 1, 1991**  
 83t ..... Vince Banonis vs. N.Y. Giants, Nov. 30, 1947  
 77t ..... Mark Jackson vs. New Orleans, Oct. 11, 1987  
 72t ..... Steve Neils vs. Cleveland, Oct. 28, 1979  
 71t ..... Ron Yankowski at Wash., Sept. 22, 1974

## MISCELLANEOUS

### ▲ Service

#### Most Seasons

- 18 ..... Jim Hart, 1966-83  
 17 ..... Jim Bakken, 1962-78  
 15 ..... Jackie Smith, 1963-77  
 14 ..... Roger Wehrli, 1969-82  
 Larry Stallings, 1963-76  
 Ernie McMillan, 1961-74  
**13 ..... Larry Wilson, 1960-72**  
 12 ..... Roy Green, 1979-90  
 Ken Gray, 1958-69  
 Dan Dierdorf, 1971-78, '80-83  
 Mel Gray, 1971-82

#### Most Consecutive Games Played

- 234 ..... Jim Bakken, 1962-78  
 162 ..... Ernie McMillan, 1961-73  
 148 ..... Bobby Joe Conrad, 1958-68  
 134 ..... Tom Brahaney, 1973-80  
 121 ..... Jackie Smith, 1963-71

#### Most Games Played

- 234 ..... Jim Bakken, 1962-78  
 199 ..... Jim Hart, 1966-83  
 198 ..... Jackie Smith, 1963-77  
 193 ..... Roger Wehrli, 1969-82  
 180 ..... Larry Stallings, 1963-76  
 178 ..... Ernie McMillan, 1961-74  
 169 ..... Roy Green, 1979-90  
**Larry Wilson, 1960-72**  
 160 ..... Dan Dierdorf, 1971-83

#### Most Seasons, Head Coach

- 6 ..... Jim Hanifan, 1980-85  
 Jim Conzelman, 1940-42, '46-48  
 5 ..... Don Coryell, 1973-77  
 Charley Winner, 1966-70  
 4 ..... Wally Lemm, 1962-65  
 Frank "Pop" Ivy, 1958-61  
 Milan Creighton, 1935-38



# TEAM RECORDS

## SCORING

### ▲ Most Points Scored

Season	Points
423	1984
395	1948
379	1983
362	1987
358	1949
357	1964

### Opponent/Season

428	1983
414	1985
408	1981
398	1988
396	1990
389	1969

### Game

65	At N.Y. Bulldogs, Nov. 13, 1949
63	At N.Y. Giants, Oct. 17, 1948
60	At Minnesota, Oct. 6, 1963
	Vs. Rochester, Oct. 7, 1948

### Opponent/Game

56	Vs. Philadelphia, Oct. 25, 1953
55	Vs. Miami, Nov. 24, 1977
	At Green Bay, Nov. 1, 1924

### ▲ Most Points Both Teams

#### Game

98	Cardinals 63 at N.Y. Giants 35, Oct. 17, 1948
93	Cardinals 42 vs. New Orleans 51, Nov. 2, 1969
85	Cardinals 65 at N.Y. Bulldogs 20, Nov. 13, 1949

### ▲ Fewest Points Scored

Season	Points
74	1936
84	1939
95	1943

### Opponent/Season

170	1982
182	1956
198	1946
218	1974

### ▲ Most TDs Scored

Season	TDs
53	1948
51	1984
48	1949
47	1983
46	1987
44	1988, 1963

### Opponent/Season

56	1983
51	1988
50	1990, 1981
48	1987, 1969
47	1985
46	1967, 1958

### Game

9	Vs. Rochester, Oct. 7, 1923
	At N.Y. Giants, Oct. 17, 1948
	At N.Y. Bulldogs, Nov. 13, 1949
8	Vs. Detroit, Nov. 7, 1948
	At Minnesota, Oct. 6, 1963

### Opponent/Game

8	Vs. Philadelphia, Oct. 25, 1953
	At Green Bay, Nov. 1, 1924
	Vs. Miami, Nov. 24, 1977

### Both Teams/Game

14	Cardinals 9 at N.Y. Giants 5, Oct. 17, 1948
13	Cardinals 6 vs. New Orleans 7, Nov. 2, 1969
12	Cardinals 9 at N.Y. Bulldogs 3, Nov. 13, 1949

### ▲ Fewest TDs Scored

#### Season

16	1982
19	1991
22	1972
24	1971
28	1966
27	1986

### Opponent/Season

21	1982
23	1956
27	1970, 1974, 1982

### ▲ Most TDs Rushing

#### Season

25	1948
22	1949, 1968
21	1947, 1984
20	1990

### Opponent/Season

27	1991
26	1958
24	1953
23	1983
21	1950
20	1981
19	1988, 1976, 1963

### Game

6 ... Vs. Chicago Bears, Nov. 28, 1929

### Opponent/Game

4 ... Eight times, most recently at Dallas, Dec. 16, 1990

### ▲ Most TDs Passing

#### Season

30	1963
29	1983
28	1984
26	1988
25	1987
23	1958
22	1948

### Opponent/Season

38	1969
34	1985
30	1988, 1987
29	1990, 1981, 1954

### Game

6	At N.Y. Bulldogs, Nov. 13, 1949
	Vs. Baltimore, Oct. 2, 1950
	At Cleveland, Sept. 26, 1965
	Vs. New Orleans, Nov. 2, 1969
5	At N.Y. Giants, Oct. 17, 1948
	At L.A. Rams, Sept. 23, 1960
	Vs. Dallas, Dec. 9, 1962

### Opponent/Game

6	Vs. Miami, Nov. 24, 1977
	Vs. New Orleans, Nov. 2, 1969

### Both Teams/Game

*12	Cardinals 6 vs. New Orleans 6, Nov. 2, 1969
10	Cardinals 4 at Chicago Bears 6, Dec. 5, 1937
9	Cardinals 5 at N.Y. Giants 4, Oct. 17, 1948
	Cardinals 3 at Chicago Bears 6, Dec. 11, 1949
	Cardinals 4 at Washington 5, Nov. 9, 1958
	*NFL record

### ▲ Most TDs By Interception

#### Season

5	1961, 1964
3	1949, 1955, 1966

**Opponent/Season**

5 ..... 1967, 1983

**Game**

2 ..... Many times, most recently at Philadelphia, Oct. 2, 1966

**Opponent/Game**

2 ..... Vs. San Francisco, Sept. 18, 1983

**▲ Most TDs  
By Kickoff Returns****Season**

3 ..... 1954

**Opponent/Season**

2 ..... 1978

**Game**

1 ..... Many times, most recently vs. New England, Sept. 24, 1991

**Opponent/Game**

1 ..... Many times, most recently vs. Pittsburgh, Oct. 9, 1988

**▲ Most TDs  
By Punt Returns****Season**

5 ..... 1959

4 ..... 1948

**Opponent/Season**

1 ..... Seven times, most recently vs. K.C., Nov. 23, 1980

**Game**2 ..... Vs. N.Y. Giants, Nov. 22, 1959  
Vs. Pitt., Nov. 1, 1959  
Vs. Tampa Bay, Dec. 21, 1986**▲ Fewest TDs Rushing****Season**

6 ..... 1991

8 ..... 1986, 1971, 1961

9 ..... 1972

10 ..... 1989, 1982, 1966, 1963

**Opponent/Season**

5 ..... 1982

8 ..... 1948

9 ..... 1952

11 ..... 1985

**▲ Fewest TDs Passing****Season**

6 ..... 1982

10 ..... 1991

11 ..... 1972

12 ..... 1980

13 ..... 1966

14 ..... 1971

**Opponent/Season**

8 ..... 1956

11 ..... 1974

12 ..... 1991, 1971

**▲ Most PATs Scored****Season**

53 ..... 1948

48 ..... 1984

47 ..... 1988

46 ..... 1949

45 ..... 1983

44 ..... 1963, 1987

**Opponent/Season**

51 ..... 1983

48 ..... 1990, 1981

47 ..... 1969

46 ..... 1985

45 ..... 1987

**Game**

9 ..... Vs. N.Y. Giants, Oct. 17, 1948

8 ..... At Minnesota, Oct. 6, 1963  
Vs. N.Y. Bulldogs, Nov. 13, 1949  
Vs. Detroit, Nov. 7, 1948**Opponent/Game**7 ..... Vs. Miami, Nov. 24, 1977  
At N.Y. Giants, Dec. 7, 1969  
Vs. Philadelphia, Nov. 8, 1981**Both Teams/Game**

14 ..... Cardinals 9 at N.Y. Giants 5, Oct. 17, 1948

12 ..... Cardinals 6 vs. New Orleans 6, Nov. 2, 1969

11 ..... Cardinals 6 vs. Philadelphia 5, Dec. 16, 1962

**▲ FGs Attempted****Season**

40 ..... 1966

39 ..... 1967

38 ..... 1964

**Game**

9 ..... At Pittsburgh, Sept. 24, 1967

7 ..... At Atlanta, Dec. 9, 1973  
At Atlanta, Dec. 11, 19666 ..... Vs. Green Bay, Sept. 19, 1976  
At Pittsburgh, Nov. 13, 1966**▲ Most FGs Made****Season**

27 ..... 1967

25 ..... 1964

23 ..... 1984, 1966, 1973

**Opponent/Season**

29 ..... 1989

28 ..... 1985, 1972

27 ..... 1964

25 ..... 1984, 1971

24 ..... 1986, 1973

**Game**

7 ..... At Pittsburgh, Sept. 24, 1967

6 ..... At Atlanta, Dec. 9, 1973

5 ..... Vs. Green Bay, Sept. 19, 1976  
Vs. Philadelphia, Dec. 13, 1964

4 ..... Many times, most recently at Denver, Dec. 15, 1991

**Opponent/Game**

4 ..... Many times, most recently at N.Y. Giants, Sept. 24, 1989

**Both Teams/Game**

8 ..... Cardinals 4 at Cleveland 4, Sept. 20, 1964

7 ..... Cardinals 6 at Atlanta 1, Dec. 9, 1973

Cardinals 7 at Pittsburgh 0, Sept. 24, 1967

**▲ Most Consecutive  
Games Scoring FGs**

19 ..... Game 4 in 1966 through Game 8 in 1967

**▲ Highest Score  
By Quarters****First Quarter**

27 ..... Vs. Green Bay, Nov. 27, 1949

**Second Quarter**

31 ..... Vs. N.Y. Bulldogs, Nov. 13, 1949

**Third Quarter**

35 ..... Vs. Boston, Oct. 24, 1948

**Fourth Quarter**28 ..... Vs. Philadelphia, Dec. 7, 1947  
Vs. Baltimore, Oct. 2, 1950  
At Minnesota, Oct. 6, 1963  
Vs. Pittsburgh, Nov. 30, 1969  
Vs. Tampa Bay, Nov. 6, 1987**▲ Opp. Highest Score  
By Quarters****First Quarter**

21 ..... Vs. Philadelphia, Dec. 10, 1988

**Second Quarter**

27 ..... At San Diego, Sept. 26, 1976

**Third Quarter**21 ..... At Dallas, Sept. 28, 1975  
At N.Y. Giants, Dec. 7, 1969  
Vs. New Orleans, Nov. 2, 1969  
Vs. Washington, Dec. 6, 1987  
Vs. Green Bay, Sept. 29, 1985  
At Cleveland, Sept. 8, 1985  
At Washington, Nov. 6, 1983  
Vs. San Francisco, Sept. 18, 1983**Fourth Quarter**28 ..... At Buffalo, Nov. 11, 1990  
At Washington, Nov. 6, 1983*(Team Scoring Records  
continued on page 234)*



(Team Scoring Records continued from page 233)

### ▲ Score By Quarters Both Teams

#### First Quarter

28.....Cardinals 14 at Dallas 14, Nov. 23, 1967

#### Second Quarter

47.....Cardinals 27 vs. Philadelphia 20, Dec. 13, 1964

#### Third Quarter

35.....Cardinals 35 vs. Boston 0, Oct. 24, 1948  
Cardinals 14 at Dallas 21, Sept. 28, 1975

#### Fourth Quarter

42.....Cardinals 28 at Philadelphia 14, Dec. 7, 1947

### ▲ Score By Halves

#### First Half

38.....At Cleveland, Sept. 26, 1965  
37.....Vs. San Diego, Nov. 20, 1980  
31.....Vs. Philadelphia, Dec. 16, 1962  
30.....At N.Y. Jets, Nov. 23, 1975

#### Second Half

38.....Vs. Dallas, Dec. 9, 1962  
35.....Vs. Pittsburgh, Nov. 30, 1969  
At Minnesota, Oct. 6, 1963  
31.....At Philadelphia, Nov. 3, 1962  
Vs. Washington, Dec. 3, 1961  
Vs. Pittsburgh, Dec. 18, 1960

### ▲ Opponent Score By Halves

#### First Half

36.....At L.A. Rams, Dec. 15, 1985  
33.....At San Diego, Sept. 26, 1976

#### Second Half

35.....Vs. Philadelphia, Nov. 8, 1981

## FIRST DOWNS

### ▲ Most First Downs

#### Season

345.....	1984
336.....	1988
325.....	1987
309.....	1976
305.....	1979
301.....	1985
300.....	1981
295.....	1983
281.....	1980, 1978

#### Opponent/Season

329.....	1989
328.....	1981
314.....	1985
311.....	1980
307.....	1973
306.....	1990, 1987
304.....	1986
302.....	1979
301.....	1991, 1988

#### Game

32.....At N.Y. Bulldogs, Nov. 13, 1949  
31.....Vs. Wash., Nov. 16, 1975  
30.....At L.A. Rams, Oct. 2, 1988  
Vs. Philadelphia, Dec. 16, 1962  
29.....At New Orleans, Oct. 5, 1980  
Vs. Minnesota, Nov. 4, 1979  
Vs. Philadelphia, Oct. 10, 1976  
At N.Y. Giants, Nov. 4, 1962

#### Opponent/Game

34.....Vs. Miami, Nov. 24, 1977  
Vs. Atlanta, Nov. 9, 1980

#### Both Teams/Game

54.....Cardinals 31 vs. New Orleans 23, Oct. 23, 1977  
53.....Cardinals 30 at L.A. Rams 23, Oct. 2, 1988  
Cardinals 19 vs. Atlanta 34, Nov. 9, 1980

52.....Cardinals 26 vs. Tampa Bay 26, Nov. 8, 1987  
Cardinals 29 vs. Minnesota 23, Nov. 4, 1979  
Cardinals 17 at Pittsburgh 35, Dec. 13, 1958  
Cardinals 32 at N.Y. Bulldogs 20, Nov. 13, 1949

50.....Cardinals 22 vs. Dallas 28, Dec. 7, 1975  
Cardinals 29 vs. Pittsburgh 22, Dec. 13, 1964  
Cardinals 23 at Washington 27, Nov. 9, 1958  
Cardinals 25 vs. Cleveland 25, Nov. 4, 1951

49.....Cardinals 26 at L.A. Raiders 23, Dec. 11, 1983  
48.....Cardinals 25 at Seattle 23, Sept. 17, 1989  
Cardinals 27 vs. Cleveland 21, Oct. 23, 1988  
Cardinals 23 at Philadelphia 25 (OT), Dec. 7, 1986  
Cardinals 24 vs. Green Bay 24, Sept. 29, 1985

### ▲ Fewest First Downs

#### Season

101.....	1939
102.....	1943
115.....	1945

#### Opponent/Season

140.....	1946
158.....	1960
163.....	1982

#### Game

5.....Vs. N.Y. Giants, Oct. 8, 1961  
6.....At Detroit, Dec. 6, 1970  
7.....Vs. Minnesota, Oct. 27, 1991  
Vs. Denver, Dec. 16, 1989  
At N.Y. Giants, Dec. 4, 1988  
8.....At Philadelphia, Dec. 14, 1980  
At Philadelphia, Oct. 2, 1966  
At Baltimore Nov. 19, 1951

#### Opponent/Game

3.....At New Orleans, Oct. 5, 1980

### ▲ Most First Downs Rushing

#### Season

145.....	1979
140.....	1976
135.....	1981, 1948
131.....	1975
129.....	1984
128.....	1960
125.....	1986
123.....	1983, 1980

#### Opponent/Season

140.....	1990
135.....	1973
134.....	1981
132.....	1991
131.....	1978
126.....	1950

#### Game

23.....At New Orleans, Oct. 5, 1980  
19.....Vs. Green Bay, Dec. 5, 1948  
18.....Vs. Minnesota, Nov. 4, 1979  
17.....At N.Y. Giants, Dec. 12, 1976  
At Philadelphia, Sept. 22, 1963



**Opponent/Game**

19.....Vs. Miami, Nov. 24, 1977

**Both Teams/Game**

- 28.....Cardinals 17 at N.Y. Giants 11,  
Dec. 12, 1976  
Cardinals 8 at Cleveland 20,  
Nov. 12, 1958
- 27.....Cardinals 9 at Oakland 18, Oct.  
7, 1973  
Cardinals 15 at Pittsburgh 12,  
Nov. 1, 1959  
Cardinals 17 at N.Y. Bulldogs 10,  
Nov. 13, 1949
- 26.....Cardinals 14 vs. Washington 12,  
Sept. 27, 1970  
Cardinals 14 at Washington 12,  
Oct. 21, 1951

**▲ Most First Downs  
Passing****Season**

- 200.....1984  
195.....1988  
189.....1987  
171.....1985  
158.....1978  
157.....1989  
152.....1964  
149.....1986

**Opponent/Season**

- 185.....1989, 1969  
176.....1980  
171.....1988  
169.....1985  
168.....1987  
162.....1981

**Game**

- 22....Vs. Philadelphia, Dec. 13, 1964  
21....Vs. Dallas, Nov. 11, 1984  
19....At San Diego, Sept. 20, 1987  
18....At Dallas, Nov. 28, 1985  
At Washington, Dec. 16, 1984  
Vs. Philadelphia, Dec. 16, 1962  
17....At Washington, Oct. 16, 1988  
At Atlanta, Nov. 29, 1987  
Vs. Minnesota, Nov. 11, 1974  
Vs. Detroit, Sept. 28, 1947

**Opponent/Game**

22.....At N.Y. Giants, Dec. 7, 1969

**Both Teams/Game**

- 34.....Cardinals 12 at Pittsburgh 21,  
Dec. 13, 1958  
33.....Cardinals 16 vs. Miami 17, Sept.  
30, 1984  
33.....Cardinals 22 vs. Philadelphia 11,  
Dec. 13, 1964  
Cardinals 12 vs. Atlanta 21, Nov. 9,  
1980

**▲ Most First Downs  
By Penalty****Season**

- 31.....1973  
30.....1947  
28.....1964  
25.....1976  
24.....1983, 1981, 1979  
23.....1950  
22.....1989

**Opponent/Season**

- 32.....1966  
31.....1989  
30.....1986, 1985, 1970  
28.....1979  
25.....1984  
24.....1975

**Game**

- 5....At L.A. Raiders, Dec. 11, 1983  
Vs. Philadelphia, Oct. 10, 1976  
At Washington, Nov. 23, 1947  
4....Many times, most recently vs.  
N.Y. Giants, Nov. 5, 1989

**Opponent/Game**5....Eight times, most recently at  
Dallas, Dec. 16, 1990**Both Teams/Game**

- 10....Cardinals 5 vs. Philadelphia 5,  
Oct. 10, 1976  
9....Cardinals 4 vs. Dallas 5, Nov. 4,  
1985  
8....Cardinals 4 vs. Washington 4,  
Oct. 20, 1988  
Cardinals 3 at Dallas 5, Nov. 3,  
1974

**▲ Fewest First Downs  
Rushing****Season**

- 68.....1972  
71.....1982  
73.....1991  
83.....1961, 1969, 1989  
86.....1971

**Opponent/Season**

- 56.....1960  
58.....1982  
68.....1966

**Game**

- 1....Seven times, most recently vs.  
Denver, Dec. 16, 1989, and  
vs. Dallas, Nov. 12, 1989

**Opponent/Game**0....At New Orleans, Oct. 5, 1980  
At N.Y. Giants, Nov. 6, 1966**▲ Fewest First Downs  
Passing****Season**

- 81.....1982  
88.....1960  
102.....1972  
104.....1970  
107.....1968  
108.....1966

**Opponent/Season**

- 52.....1946  
79.....1957, 1956, 1950  
82.....1952

**Game**

- 0....Vs. New Orleans, Oct. 11, 1987  
1....At Atlanta, Dec. 9, 1973  
2....Seven times, most recently vs.  
Washington, Dec. 21, 1980

**Opponent/Game**

- 2....Vs. Dallas, Oct. 14, 1990  
Vs. L.A. Rams, Nov. 4, 1984  
Vs. Green Bay, Sept. 19, 1976  
Vs. Washington, Sept. 19, 1971

**▲ Fewest First Downs  
By Penalty****Season**

- 9.....1961  
10.....1932, 1974  
11.....1972, 1952

**Opponent/Season**

- 7.....1982  
9.....1960, 1957, 1952  
10.....1953, 1947

*(Team Records  
continued on page 236)*



(Team Records continued from page 235)

## TOTAL YARDS

### ▲ Most Net Yards Gained

Season	
6,348	1984
5,807	1988
5,326	1987
5,136	1976
5,125	1978
5,086	1985
5,077	1981
4,955	1975
4,870	1963
4,858	1980
Opponent/Season	
5,877	1989
5,723	1981
5,384	1980
5,384	1987
5,381	1985
5,216	1990

### Game

589	.....Vs. Philadelphia Dec. 16, 1982
579	.....At N.Y. Giants, Oct. 17, 1948
572	.....At N.Y. Bulldogs, Nov. 13, 1949
527	.....Vs. Dallas, Dec. 9, 1962
525	.....At Washington, Nov. 20, 1960
520	.....At Minnesota, Oct. 6, 1963
519	.....At L.A. Rams, Oct. 2, 1988
499	.....Vs. Washington Nov. 6, 1960
495	.....Vs. N.Y. Giants, Nov. 13, 1988
490	.....At Cleveland, Sept. 26, 1965
489	.....Vs. Pittsburgh, Oct. 13, 1963

### Opponent/Game

683	.....At Pittsburgh, Dec. 13, 1958
596	.....At Chicago, Dec. 11, 1949
578	.....At Dallas, Sept. 30, 1973
563	.....Vs. Atlanta, Nov. 9, 1980
552	.....At N.Y. Giants, Nov. 12, 1950
552	.....Vs. Miami, Sept. 30, 1984

### Both Teams/Game

1,087	.....Cardinals 589 vs. Philadelphia 498, Dec. 16, 1962
997	.....Cardinals 445 vs. Miami 552, Sept. 30, 1984
986	.....Cardinals 478 vs. New Orleans 508, Nov. 2, 1969

### ▲ Fewest Net Yards Gained

Season	
1,337	1933
1,854	1943
2,027	1939
Opponent/Season	
1,578	1934
2,029	1960
2,848	1982
2,882	1946
3,029	1960
3,492	1966

### Game

14	.....Vs. Detroit, Sept. 15, 1940
49	.....At Philadelphia, Dec. 4, 1955
86	.....Vs. Pittsburgh, Sept. 26, 1955
101	.....Vs. Denver, Dec. 16, 1989
113	.....At Chicago, Dec. 16, 1979
122	.....At Baltimore, Sept. 17, 1972
125	.....At Philadelphia, Dec. 14, 1980
127	.....At Buffalo, Nov. 11, 1990

### Both Teams/Game

30	.....Cardinals 14 Vs. Detroit 16, Sept. 15, 1940
----	--

## RUSHING

### ▲ Most Yards Rushing

Season	
2,582	1979
2,560	1948
2,404	1975
2,356	1960

### Opponent/Season

2,428	1981
2,395	1978
2,378	1985
2,318	1990
2,302	1989

### Game

330	.....At New Orleans, Oct. 5, 1980
325	.....Vs. Minnesota, Nov. 4, 1979
320	.....At Green Bay, Oct. 10, 1948
319	.....Vs. N.Y. Bulldogs, Oct. 30, 1949
308	.....At N.Y. Giants, Nov. 13, 1949

### Opponent/Game

332	.....At Cleveland, Oct. 12, 1958
309	.....At N.Y. Giants, Nov. 12, 1950
272	.....At New Orleans, Sept. 4, 1983
267	.....Vs. Denver, Dec. 16, 1989
266	.....At Baltimore, Oct. 12, 1964

### Both Teams/Game

489	.....Cardinals 308 vs. N.Y. Giants 181, Oct. 30, 1949
480	.....Cardinals 148 vs. Cleveland 332, Nov. 12, 1958
465	.....Cardinals 216 at N.Y. Giants 249, Nov. 30, 1947

### ▲ Fewest Yards Rushing

#### Season

709	1943
835	1939
912	1940

#### Opponent/Season

995	1982
1,192	1966
1,212	1960
1,249	1946

#### Game

-1	.....At N.Y. Giants, Oct. 18, 1953
14	.....At Detroit, Sept. 15, 1940

#### Opponent/Game

-24	.....At Detroit, Oct. 13, 1946
-17	.....At Detroit, Sept. 30, 1946
-10	.....At Detroit, Sept. 15, 1940

### ▲ Highest Average

Season	
4.87	1960
4.82	1948
4.73	1985
4.66	1970

### ▲ Most Attempts Rushing

Season	
580	1976
554	1978
531	1948
527	1956
525	1983
519	1981, 1980
507	1977

#### Opponent/Season

588	1979
567	1979
560	1986
552	1985
539	1989
521	1990

## Game

70.....Vs. Green Bay, Dec. 5, 1948  
69.....Vs. Green Bay, Nov. 6, 1936

## Opponent/Game

60.....At N.Y. Giants, Dec. 4, 1977  
59.....Vs. Buffalo, Nov. 27, 1975  
56.....Vs. Washington Nov. 21, 1976  
Vs. Green Bay, Oct. 20, 1963

## Both Teams/Game

\*108.....Cardinals 70 vs. Green Bay 38,  
Dec. 5, 1948  
101.....Cardinals 69 Vs. Green Bay 32,  
Dec. 6, 1936  
\*NFL record

## ▲ Fewest Rushing Attempts

## Season

307.....1982  
322.....1953  
334.....1945

## Opponent/Season

256.....1982  
344.....1960

## Game

6.....Vs. Boston, Oct. 29, 1933  
12.....Vs. Denver, Dec. 16, 1989  
Vs. Green Bay, Oct. 20, 1963

## Opponent/Game

8.....Vs. Buffalo, Sept. 9, 1984  
12.....Vs. Atlanta, Dec. 18, 1963  
13.....At Philadelphia, Oct. 28, 1984  
15.....At New England, Dec. 2, 1984  
At Houston, Oct. 7, 1979

## PASSING

## ▲ Most Net Yards Passing

## Season

4,262.....1984  
3,780.....1988  
3,453.....1987  
3,280.....1989  
3,171.....1978  
3,112.....1985  
3,100.....1962  
3,063.....1980  
3,031.....1963  
2,943.....1965

## Opponent/Season

3,616.....1980  
3,575.....1989  
3,547.....1981  
3,532.....1969  
3,383.....1987

## Game

472.....At Pittsburgh, Dec. 13, 1958  
468.....At Chicago, Dec. 11, 1949  
444.....At Washington, Dec. 16, 1984  
430.....Vs. Detroit, Sept. 28, 1947  
422.....At Green Bay, Dec. 21, 1969  
Vs. Philadelphia, Oct. 3, 1954  
415.....Vs. Philadelphia, Dec. 16, 1962  
412.....At San Diego, Sept. 20, 1987  
408.....Vs. Pittsburgh, Oct. 13, 1963

## Opponent/Game

468.....At Chicago Bears, Dec. 11,  
1949  
422.....At Green Bay, Dec. 21, 1969

## Both Teams/Game

834.....Cardinals 415 vs. Philadelphia  
419, Dec. 16, 1962  
748.....Cardinals 280 at Chicago Bears  
468, Dec. 11, 1949  
728.....Cardinals 308 vs. Miami 428,  
Sept. 30, 1984  
719.....Cardinals 374 vs. New Orleans  
345, Nov. 2, 1969

## ▲ Fewest Net Yards Passing

## Season

1,811.....1960  
1,940.....1966  
1,973.....1961  
2,038.....1972  
2,187.....1968  
2,350.....1933

## Opponent/Season

625.....1934  
1,524.....1956  
1,603.....1946  
1,817.....1960  
1,853.....1982  
2,107.....1970

## Game

-12.....Vs. Washington, Dec. 21, 1980  
0.....At Detroit, Sept. 15, 1940  
Vs. Philadelphia, Nov. 8, 1936  
Vs. Detroit, Nov. 3, 1935  
4.....Vs. New Orleans, Oct. 11, 1987  
6.....Vs. Dallas, Dec. 16, 1973  
9.....Vs. Atlanta, Dec. 9, 1973  
25.....Vs. Philadelphia, Dec. 4, 1960  
29.....Vs. Pittsburgh, Nov. 27, 1966

## Opponent/Game

-16.....At Pittsburgh, Oct. 17, 1965  
1.....Vs. Philadelphia, Nov. 8, 1936  
16.....Vs. Dallas, Dec. 10, 1961  
24.....At N.Y. Giants, Dec. 10, 1978

## Both Teams/Game

1.....Cardinals 0 at Philadelphia 1,  
Nov. 8, 1936  
40.....Cardinals 9 at Atlanta 31, Dec.  
9, 1973  
77.....Cardinals 29 vs. Pittsburgh 48,  
Nov. 27, 1966  
96.....Cardinals 54 vs. Cleveland 42,  
Nov. 27, 1957

## ▲ Most Gross Yards Passing

## Season

4,639.....1984  
4,191.....1988  
3,850.....1987  
3,659.....1989  
3,581.....1985  
3,403.....1963  
3,388.....1962  
3,357.....1978  
3,309.....1983  
3,222.....1965

## Opponent/Season

3,794.....1989  
3,752.....1969  
3,668.....1987  
3,635.....1983  
3,616.....1980

## Game

468.....At Washington, Dec. 16, 1984  
457.....At San Diego, Sept. 20, 1987  
438.....Vs. Pittsburgh, Oct. 13, 1963  
397.....At Minnesota, Oct. 6, 1963  
390.....At Philadelphia (OT), Dec. 7, 1986  
384.....Vs. Philadelphia, Dec. 10, 1988  
381.....Vs. N.Y. Giants, Dec. 23, 1990  
374.....Vs. New Orleans, Nov. 2, 1969  
372.....Vs. N.Y. Giants, Nov. 13, 1988  
At N.Y. Giants, Nov. 4, 1962  
369.....At Atlanta, Nov. 29, 1987  
342.....At L.A. Rams, Oct. 2, 1988  
333.....Vs. Washington, Dec. 3, 1961

## Opponent/Game

422.....At Green Bay, Dec. 21, 1969

(Team Passing Records  
continued on page 238)

(Team Records continued from page 237)

## ▲ Fewest Gross Yards Passing

Season	
1,576	1982
1,990	1960
2,259	1972
2,292	1966
2,389	1968
2,434	1961

Opponent/Season	
2,035	1982
2,358	1976
2,416	1970

Game	
9	At Atlanta, Dec. 9, 1973
11	Vs. New Orleans, Oct. 11, 1967
30	Vs. Dallas, Dec. 16, 1973
63	Vs. Pittsburgh, Nov. 27, 1966
68	Vs. Washington, Dec. 21, 1980

Opponent/Game	
24	At N.Y. Giants, Dec. 10, 1978
49	Vs. Dallas, Dec. 10, 1961

## ▲ Most Pass Attempts

Season	
566	1984
562	1988
534	1985
529	1987
523	1969
516	1986
508	1978
492	1991
477	1981
470	1980
460	1983
448	1965
431	1967

Opponent/Season	
531	1989, 1980
519	1983
508	1988
494	1984, 1981

Game	
61	At San Diego, Sept. 20, 1987
55	At Dallas, Dec. 27, 1987
52	Vs. Dallas, Nov. 11, 1984
	Vs. L.A. Rams, Nov. 4, 1984
51	At Atlanta, Oct. 18, 1981
	Vs. L.A. Rams, Nov. 30, 1958
50	Vs. Philadelphia, Dec. 10, 1988
	Vs. Philadelphia, Nov. 1, 1987
49	Vs. Philadelphia, Dec. 13, 1964
48	At Philadelphia (OT), Dec. 7, 1986
48	At Baltimore, Nov. 17, 1968
47	At Buffalo, Sept. 21, 1986
	At Washington, Nov. 1, 1981
	At Pittsburgh, Nov. 13, 1966
	Vs. N.Y. Giants, Nov. 1, 1953

Opponent/Game	
55	Vs. Minnesota, Oct. 25, 1981
54	At L.A. Rams, Oct. 31, 1948
52	At Pittsburgh, Dec. 13, 1958
51	At Philadelphia, Nov. 22, 1987

Both Teams/Game	
94	Cardinals 42 at Pittsburgh 52, Dec. 13, 1958
90	Cardinals 43 vs. Atlanta 47, Nov. 9, 1980

86	Cardinals 32 at L. A. Rams 54, Oct. 31, 1948
85	Cardinals 52 vs. Dallas 33, Nov. 11, 1984
84	Cardinals 42 vs. Atlanta 42, Dec. 17, 1978

83	Cardinals 38 vs. Philadelphia 45, Oct. 14, 1973
	Cardinals 51 at Atlanta 32, Oct. 18, 1981
	Cardinals 50 vs. Philadelphia 33, Nov. 1, 1967
	Cardinals 38 vs. N.Y. Giants 45, Nov. 13, 1988

83	Cardinals 38 vs. Philadelphia 45, Oct. 14, 1973
	Cardinals 51 at Atlanta 32, Oct. 18, 1981
	Cardinals 50 vs. Philadelphia 33, Nov. 1, 1967
	Cardinals 38 vs. N.Y. Giants 45, Nov. 13, 1988

84	Cardinals 42 vs. Atlanta 42, Dec. 17, 1978
83	Cardinals 38 vs. Philadelphia 45, Oct. 14, 1973
	Cardinals 51 at Atlanta 32, Oct. 18, 1981
	Cardinals 50 vs. Philadelphia 33, Nov. 1, 1967
	Cardinals 38 vs. N.Y. Giants 45, Nov. 13, 1988

## ▲ Fewest Pass Attempts

Season	
127	1935
198	1940
219	1943

Opponent/Season	
291	1982
301	1960
342	1976

Game	
1	Vs. Detroit, Nov. 3, 1935
2	Vs. Detroit, Sept. 15, 1940
8	Vs. N.Y. Giants, Nov. 19, 1972
10	At Atlanta, Dec. 9, 1973
	Vs. New Orleans, Oct. 11, 1987

Opponent/Game	
3	Vs. Detroit, Nov. 3, 1935
4	Vs. Detroit, Sept. 15, 1940

Both Teams/Game	
**4	Cardinals 1 vs. Detroit 3, Nov. 3, 1935
6	Cardinals 2 vs. Detroit 4, Sept. 15, 1940
25	Cardinals 13 vs. Cleveland 12, Oct. 27, 1957

**4	Cardinals 1 vs. Detroit 3, Nov. 3, 1935
6	Cardinals 2 vs. Detroit 4, Sept. 15, 1940
25	Cardinals 13 vs. Cleveland 12, Oct. 27, 1957
**	Ties NFL record

## ▲ Most Pass Completions

Season	
347	1984
322	1988
305	1987
296	1985
293	1986
279	1989
267	1983
254	1991
253	1981
252	1978

290	1983
287	1980
286	1989
282	1981

Opponent/Season	
290	1983
287	1980
286	1989
282	1981

Game	
37	At Washington, Dec. 16, 1984
32	At San Diego, Sept. 20, 1987
30	At Philadelphia (OT), Dec. 7, 1986
29	Vs. Philadelphia, Dec. 10, 1988
	Vs. Philadelphia, Nov. 1, 1987
28	Vs. Minnesota, Nov. 11, 1974
	Vs. Philadelphia, Dec. 13, 1964
	Vs. L.A. Rams, Nov. 30, 1958
28	At L.A. Rams, Oct. 2, 1988
	At Dallas, Dec. 27, 1987
	At San Francisco, Sept. 14, 1980
27	At Washington, Nov. 1, 1981
	At N.Y. Giants, Nov. 4, 1962

37	At Washington, Dec. 16, 1984
32	At San Diego, Sept. 20, 1987
30	At Philadelphia (OT), Dec. 7, 1986
29	Vs. Philadelphia, Dec. 10, 1988
	Vs. Philadelphia, Nov. 1, 1987
28	Vs. Minnesota, Nov. 11, 1974
	Vs. Philadelphia, Dec. 13, 1964
	Vs. L.A. Rams, Nov. 30, 1958
28	At L.A. Rams, Oct. 2, 1988
	At Dallas, Dec. 27, 1987
	At San Francisco, Sept. 14, 1980
27	At Washington, Nov. 1, 1981
	At N.Y. Giants, Nov. 4, 1962

28	Vs. Minnesota, Nov. 11, 1974
	Vs. Philadelphia, Dec. 13, 1964
	Vs. L.A. Rams, Nov. 30, 1958
28	At L.A. Rams, Oct. 2, 1988
	At Dallas, Dec. 27, 1987
	At San Francisco, Sept. 14, 1980
27	At Washington, Nov. 1, 1981
	At N.Y. Giants, Nov. 4, 1962

28	Vs. Minnesota, Nov. 11, 1974
	Vs. Philadelphia, Dec. 13, 1964
	Vs. L.A. Rams, Nov. 30, 1958
28	At L.A. Rams, Oct. 2, 1988
	At Dallas, Dec. 27, 1987
	At San Francisco, Sept. 14, 1980
27	At Washington, Nov. 1, 1981
	At N.Y. Giants, Nov. 4, 1962

28	Vs. Minnesota, Nov. 11, 1974
	Vs. Philadelphia, Dec. 13, 1964
	Vs. L.A. Rams, Nov. 30, 1958
28	At L.A. Rams, Oct. 2, 1988
	At Dallas, Dec. 27, 1987
	At San Francisco, Sept. 14, 1980
27	At Washington, Nov. 1, 1981
	At N.Y. Giants, Nov. 4, 1962

Opponent/Game	
31	At San Francisco, Oct. 18, 1987
	Vs. Atlanta, Nov. 9, 1980
30	Vs. N.Y. Giants, Dec. 13, 1987
29	Vs. Philadelphia, Nov. 1, 1987
	Vs. N.Y. Giants, Dec. 26, 1982
	Vs. Philadelphia, Oct. 14, 1973

Both Teams/Game	
57	Cardinals 37 at Washington 20, Dec. 16, 1984
56	Cardinals 25 vs. Atlanta 31, Nov. 19, 1980
55	Cardinals 26 vs. Philadelphia 29, Oct. 14, 1973
53	Cardinals 28 at L.A. Rams 25, Oct. 2, 1988
48	Cardinals 25 vs. Tampa Bay 23, Nov. 8, 1987
47	Cardinals 17 vs. N.Y. Giants 30, Dec. 13, 1987
	Cardinals 20 vs. Minnesota 27, Oct. 30, 1983
46	Cardinals 29 vs. Philadelphia 17, Nov. 1, 1987
	Cardinals 22 vs. Miami 24, Sept. 30, 1984
	Cardinals 25 at N.Y. Giants 21, Nov. 24, 1974
	Cardinals 22 at Pittsburgh 24, Dec. 13, 1958

57	Cardinals 37 at Washington 20, Dec. 16, 1984
56	Cardinals 25 vs. Atlanta 31, Nov. 19, 1980
55	Cardinals 26 vs. Philadelphia 29, Oct. 14, 1973
53	Cardinals 28 at L.A. Rams 25, Oct. 2, 1988
48	Cardinals 25 vs. Tampa Bay 23, Nov. 8, 1987
47	Cardinals 17 vs. N.Y. Giants 30, Dec. 13, 1987
	Cardinals 20 vs. Minnesota 27, Oct. 30, 1983
46	Cardinals 29 vs. Philadelphia 17, Nov. 1, 1987
	Cardinals 22 vs. Miami 24, Sept. 30, 1984
	Cardinals 25 at N.Y. Giants 21, Nov. 24, 1974
	Cardinals 22 at Pittsburgh 24, Dec. 13, 1958

57	Cardinals 37 at Washington 20, Dec. 16, 1984
56	Cardinals 25 vs. Atlanta 31, Nov. 19, 1980
55	Cardinals 26 vs. Philadelphia 29, Oct. 14, 1973
53	Cardinals 28 at L.A. Rams 25, Oct. 2, 1988
48	Cardinals 25 vs. Tampa Bay 23, Nov. 8, 1987
47	Cardinals 17 vs. N.Y. Giants 30, Dec. 13, 1987
	Cardinals 20 vs. Minnesota 27, Oct. 30, 1983
46	Cardinals 29 vs. Philadelphia 17, Nov. 1, 1987
	Cardinals 22 vs. Miami 24, Sept. 30, 1984
	Cardinals 25 at N.Y. Giants 21, Nov. 24, 1974
	Cardinals 22 at Pittsburgh 24, Dec. 13, 1958

57	Cardinals 37 at Washington 20, Dec. 16, 1984
56	Cardinals 25 vs. Atlanta 31, Nov. 19, 1980
55	Cardinals 26 vs. Philadelphia 29, Oct. 14, 1973
53	Cardinals 28 at L.A. Rams 25, Oct. 2, 1988
48	Cardinals 25 vs. Tampa Bay 23, Nov. 8, 1987
47	Cardinals 17 vs. N.Y. Giants 30, Dec. 13, 1987
	Cardinals 20 vs. Minnesota 27, Oct. 30, 1983
46	Cardinals 29 vs. Philadelphia 17, Nov. 1, 1987
	Cardinals 22 vs. Miami 24, Sept. 30, 1984
	Cardinals 25 at N.Y. Giants 21, Nov. 24, 1974
	Cardinals 22 at Pittsburgh 24, Dec. 13, 1958

57	Cardinals 37 at Washington 20, Dec. 16, 1984
56	Cardinals 25 vs. Atlanta 31, Nov. 19, 1980
55	Cardinals 26 vs. Philadelphia 29, Oct. 14, 1973
53	Cardinals 28 at L.A. Rams 25, Oct. 2, 1988
48	Cardinals 25 vs. Tampa Bay 23, Nov. 8, 1987
47	Cardinals 17 vs. N.Y. Giants 30, Dec. 13, 1987
	Cardinals 20 vs. Minnesota 27, Oct. 30, 1983
46	Cardinals 29 vs. Philadelphia 17, Nov. 1, 1987
	Cardinals 22 vs. Miami 24, Sept. 30, 1984
	Cardinals 25 at N.Y. Giants 21, Nov. 24, 1974
	Cardinals 22 at Pittsburgh 24, Dec. 13, 1958

57	Cardinals 37 at Washington 20, Dec. 16, 1984
56	Cardinals 25 vs. Atlanta 31, Nov. 19, 1980
55	Cardinals 26 vs. Philadelphia 29, Oct. 14, 1973
53	Cardinals 28 at L.A. Rams 25, Oct. 2, 1988
48	Cardinals 25 vs. Tampa Bay 23, Nov. 8, 1987
47	Cardinals 17 vs. N.Y. Giants 30, Dec. 13, 1987
	Cardinals 20 vs. Minnesota 27, Oct. 30, 1983
46	Cardinals 29 vs. Philadelphia 17, Nov. 1, 1987
	Cardinals 22 vs. Miami 24, Sept. 30, 1984
	Cardinals 25 at N.Y. Giants 21, Nov. 24, 1974
	Cardinals 22 at Pittsburgh 24, Dec. 13, 1958

## ▲ Fewest Pass Completions

Season	
34	1934
75	1940
85	1939
Opponent/Season	
156	1960
169	1967
174	1982
176	1976Æ

### Game

0	Vs. Detroit, Sept. 15, 1940
	Vs. Detroit, Nov. 3, 1935
2	At Atlanta, Nov. 9, 1973
3	Vs. New Orleans, Oct. 11, 1987
	Vs. Pittsburgh, Nov. 1, 1959

### Opponent/Game

1	Vs. Green Bay, Dec. 5, 1958
	Vs. Detroit, Sept. 15, 1940
2	At Green Bay, Nov. 24, 1946
	Vs. Detroit, Nov. 3, 1935
3	At N.Y. Giants, Dec. 4, 1977

### Both Teams/Game

**1	Cardinals 0 vs. Detroit 1, Sept. 15, 1940
2	Cardinals 0 vs. Detroit 2, Nov. 3, 1935
8	Cardinals 6 at Green Bay 1, Dec. 5, 1948
10	Cardinals 2 at Atlanta 8, Dec. 9, 1973

\*\*Ties NFL Record

## ▲ Most Sacks Of Cardinal QB

Season	
59	1983
56	1989
55	1984
52	1966
44	1968
43	1990
Opponent/Season	
65	1985
64	1961
60	1988
59	1983, 1986
54	1987

### Game

12	At Baltimore, Oct. 26, 1980
11	Vs. Atlanta, Nov. 24, 1968
	Vs. Philadelphia, Dec. 18, 1983
10	At Philadelphia (OT), Dec. 7, 1986
9	At Washington, Oct. 4, 1964
	At Philadelphia, Nov. 17, 1974

### Opponent/Game

9	At N.Y. Giants, Dec. 14, 1986
	Vs. Washington, Dec. 21, 1980
	At Chicago, Sept. 16, 1979

## ▲ Highest Completion Percentage

Season	
61.3	1984 (347-566)
58.0	1983 (267-460)
57.7	1987 (305-529)
57.3	1988 (322-562)
56.8	1986 (293-516)
56.1	1976 (220-392)
55.4	1985 (296-534)
54.2	1990 (237-437)
53.3	1977 (195-366)
	1973 (210-394)
53.0	1981 (253-477)

### Game (15 attempts)

82.4	At N.Y. Jets, Nov. 23, 1975
	(14-17)
80.4	At Washington, Dec. 16, 1984
	(37-46)
77.3	Tampa Bay, Oct. 16, 1983
	(17-22)
76.5	Philadelphia, Oct. 10, 1976
	(13-17)
75.0	At N.Y. Giants, Dec. 14, 1986
	(21-28)
75.0	Washington, Oct. 27, 1974
	(15-20)
73.8	San Francisco, Sept. 14, 1980
	(28-38)
73.3	At Tampa Bay, Dec. 20, 1987
	(22-30)

## INTERCEPTIONS

### ▲ Most Passes Had Intercepted

Season	
39	1943
33	1949, 1956
30	1989
29	1955
27	1947, 1951

### Opponent/Season

39	1943
35	1967
31	1956
30	1962
26	1971

### Game

7	At N.Y. Bulldogs, Nov. 13, 1949
6	Vs. Philadelphia, Oct. 15, 1989
	At Cleveland, Sept. 26, 1965
	At Philadelphia, Oct. 21, 1956
	Vs. Detroit, Sept. 30, 1946

### Opponent/Game

8	Vs. Philadelphia, Sept. 24, 1950
7	At Chicago, Nov. 19, 1967
	Vs. Chicago, Dec. 5, 1954
	Vs. Detroit, Oct. 5, 1940

### Both Teams/Game

11	Cardinals 8 vs. Philadelphia 3, Sept. 24, 1950
----	--

### ▲ Fewest Passes Intercepted

Season	
6	1982
10	1973, 1986
11	1972
12	1945, 1957

### Opponent/Season

6	1982
8	1974
12	1948
14	1956
14	1987
15	1973

### ▲ Most Yards Int. Returns

Season	
486	1949
459	1961
451	1956
Game	
161	At Pittsburgh, Sept. 26, 1955
158	At Green Bay, Oct. 16, 1949
124	At Pittsburgh, Nov. 26, 1961

(Team Records continued on page 240)



(Team Records continued from page 239)

## PENALTIES

### ▲ Most Penalties

Season	
116	1986
113	1989
108	1984
106	1981
105	1978

Opponent/Season	
106	1989
103	1988
102	1983
97	1973
96	1990

Game	
16	Vs. Green Bay, Sept. 13, 1936
15	Vs. Philadelphia, Oct. 10, 1976
15	Vs. Philadelphia, Nov. 2, 1958
14	Vs. San Francisco, Nov. 6, 1988

Opponent/Game	
14	At New Orleans, Sept. 4, 1983

Both Teams/Game	
27	Cardinals 12 vs. Philadelphia 15, Nov. 30, 1952
26	Cardinals 15 vs. Philadelphia 11, Oct. 10, 1976
24	Cardinals 11 at L.A. Rams 13, Nov. 14, 1954
23	Cardinals 9 at Cleveland 14, Oct. 15, 1950

### ▲ Fewest Penalties

Season	
41	1941
44	1959
45	1943

Opponent/Season	
53	1963
54	1982

Game	
0	At Baltimore, Oct. 12, 1964
1	Many times, most recently vs. Pittsburgh, Oct. 9, 1988

Opponent/Game	
0	Four times, most recently at Pitt., Dec. 1, 1968

Both Teams/Game	
1	Cardinals 1 at N.Y. Giants 0, Oct. 19, 1958
2	Cardinals 1 at Pittsburgh, Oct. 17, 1965
	Cardinals 2 vs. Dallas 0, Dec. 10, 1961
	Cardinals 1 at Philadelphia 1, Oct. 9, 1960

### ▲ Most Yards Penalized

Season	
941	1979
932	1986
922	1980
896	1970
892	1984

Opponent/Season	
920	1973
916	1989
834	1990
831	1983
819	1971

Game	
166	Vs. Dallas, Oct. 9, 1977
140	At Chicago, Dec. 16, 1951
	Vs. Baltimore, Oct. 2, 1950
139	Vs. Philadelphia, Oct. 10, 1976

Opponent/Game	
168	Vs. San Francisco, Oct. 24, 1971

Both Teams/Game	
262	Cardinals 105 vs. Philadelphia 157, Nov. 30, 1952
245	Cardinals 140 vs. Baltimore 105, Oct. 2, 1950

### ▲ Fewest Yards Penalized

Season	
238	1939
331	1940
389	1943
389	1945

Opponent/Season	
424	1982
500	1960

Game	
0	At Baltimore, Oct. 12, 1964
5	Nine times, most recently at Pittsburgh, Oct. 20, 1985

Opponent/Game	
0	Five times, most recently at Philadelphia, Nov. 18, 1979

Both Teams/Game	
5	Cardinals 5 at N.Y. Giants 0, Oct. 19, 1958
10	Cardinals 10 vs. Dallas 0, Dec. 10, 1961

## PUNTING

### ▲ Most Punts

Season	
101	1978
100	1980
92	1986
85	1961, 1983, 1985
82	1989

Opponent/Season	
93	1978
90	1979
89	1980

Game	
16	At Detroit, Sept. 15, 1940
	Vs. Chicago, Nov. 30, 1933

Opponent/Game	
14	Vs. Cincinnati, Nov. 12, 1933
13	At Detroit, Sept. 15, 1940
	Vs. Chicago, Nov. 30, 1933
11	Vs. N.Y. Giants, Oct. 8, 1961

Both Teams/Game	
29	Cardinals 15 vs. Cincinnati 14, Nov. 12, 1933
	Cardinals 16 vs. Chicago 13, Nov. 30, 1933
	Cardinals 16 at Detroit 13, Sept. 15, 1940

### ▲ Fewest Punts

Season	
44	1960
50	1946

Both Teams/Game	
3	Cardinals 1 vs. Philadelphia 2, Nov. 27, 1960
3	Cardinals 2 vs. Dallas 1, Dec. 7, 1975
	Cardinals 2 vs. Pittsburgh 1, Nov. 8, 1964

### ▲ Highest Average

Season	
44.7	1991, 1960
44.7	1961
44.6	1959

Opponent/Season	
45.2	1991
44.2	1960
43.6	1990
43.3	1965
43.5	1961, 1964

Game	
53.3	At Pittsburgh, Oct. 13, 1957
53.2	Vs. Atlanta, Oct. 20, 1991

Opponent/Game	
56.4	At Philadelphia, Sept. 8, 1991

## PUNT RETURNS

### ▲ Most Punt Returns

Season	Returns
64	1962
63	1964
61	1958
58	1983

#### Opponent/Season

64	1980
59	1978
56	1974

#### Game

9	.....Vs. Chicago, Nov. 29, 1959
8	.....At Chicago, Sept. 3, 1978
	.....Vs. New England, Nov. 2, 1975
7	.....Many times, most recently vs. Pittsburgh, Oct. 9, 1988

#### Opponent/Game

9	.....Vs. Washington, Dec. 21, 1980
---	------------------------------------

#### Both Teams/Game

14	.....Cardinals 6 vs. N.Y. Giants 8, Dec. 15, 1974
	.....Cardinals 7 vs. N.Y. Giants 7, Nov. 1, 1953
13	.....Cardinals 7 vs. N.Y. Giants 6, Dec. 4, 1983
	.....Cardinals 8 at Washington 5, Nov. 6, 1983
	.....Cardinals 7 at N.Y. Giants 6, Oct. 18, 1953

### ▲ Most Punt Return Yds.

Season	Yards
669	1949
550	1987
548	1959
546	1949

#### Opponent/Season

645	1980
575	1978

#### Game

164	.....Vs. N.Y. Giants, Nov. 22, 1959
155	.....Vs. Pittsburgh, Nov. 1, 1959
152	.....At New England, Nov. 2, 1975
148	.....Vs. Green Bay, Nov. 27, 1949
	.....At Detroit, Nov. 25, 1948
145	.....Vs. Tampa Bay, Dec. 21, 1986

#### Opponent/Game

119	.....At Washington, Oct. 4, 1987
112	.....Vs. Dallas, Oct. 13, 1974

#### Both Teams/Game

205	.....Cardinals 164 vs. N.Y. Giants 41, Nov. 22, 1959
181	.....Cardinals 32 at N.Y. Giants 149, Oct. 14, 1951
172	.....Cardinals 87 at Detroit 85, Oct. 5, 1986
171	.....Cardinals 148 at Detroit 23, Nov. 25, 1948

### ▲ Highest Punt Return Average

Season	Average
19.1	1948
18.2	1949

#### Opponent/Season

14.4	1951
13.8	1946
13.6	1987
12.1	1942

#### Game (3 attempts)

47.7	.....At New Orleans, Sept. 29, 1968 (3-143)
36.3	.....Vs. Tampa Bay, Dec. 21, 1986 (4-145)
32.8	.....Vs. N.Y. Giants, Nov. 22, 1959 (5-164)
31.0	.....Vs. Pittsburgh, Nov. 1, 1959 (5-155)

## KICKOFF RETURNS

### ▲ Most Kickoff Returns

Season	Returns
93	1989
78	1985
75	1981
73	1984, 1983
71	1979

#### Opponent/Season

85	1984
72	1975
66	1983, 1976
65	1988, 1967

#### Game

9	.....At N.Y. Giants, Nov. 12, 1950
	.....Vs. Detroit, Nov. 12, 1961

#### Opponent/Game

10	.....At N.Y. Giants, Oct. 17, 1948
8	.....Six times, most recently vs. Buffalo, Sept. 9, 1984

#### Both Teams/Game

16	.....Cardinals 6 at N.Y. Giants 10, Oct. 17, 1948
16	.....Cardinals 8 at Cleveland 8, Sept. 20, 1964

### ▲ Most Kickoff Return Yards

Season	Yards
1,650	1989
1,625	1981
1,563	1984
1,548	1986
1,532	1958

#### Opponent/Season

1,663	1964
1,623	1976
1,609	1975
1,549	1984
1,481	1967

#### Game

282	.....Vs. Green Bay, Nov. 1, 1942
249	.....Vs. Philadelphia, Oct. 21, 1971
241	.....At Green Bay, Dec. 21, 1969

#### Opponent/Game

239	.....At L.A. Rams, Nov. 14, 1976
-----	----------------------------------

#### Both Teams/Game

421	.....Cardinals 196 vs. Washington 225, Sept. 23, 1973
405	.....Cardinals 180 at Cleveland 225, Sept. 20, 1964
364	.....Cardinals 190 at Houston 174, Oct. 20, 1974
356	.....Cardinals 121 at Philadelphia 235, Sept. 19, 1965
351	.....Cardinals 135 vs. N.Y. Giants 216, Oct. 30, 1949

### ▲ Highest Average On Kickoff Returns

Season	Average
25.1	1958
25.1	1968
24.8	1957
24.5	1954

*(Team Kickoff Return Records continued from page 242)*



(Team Kickoff Return Records continued from page 241)

### Game (3 attempts)

52.0 .....Vs. Pittsburgh, Oct. 31, 1954  
(3-156)

40.3 .....At Philadelphia, Sept. 19, 1965  
(3-121)  
37.2 .....Vs. N.Y. Giants, Sept. 26,  
1954 (6-223)

### Opponent/Season

26.4 .....1964  
25.9 .....1972  
25.3 .....1957

## FUMBLES

### ▲ Most Fumbles

#### Season

50 .....1983  
48 .....1959  
44 .....1976, 1946  
43 .....1972

#### Opponent/Season

40 .....1986, 1979  
37 .....1991  
36 .....1961  
35 .....1960  
34 .....1987

#### Game

9 .....At Washington, Oct. 25, 1976  
8 .....At Pittsburgh, Nov. 26, 1961  
At N.Y. Giants, Nov. 17, 1961  
At Cleveland, Nov. 27, 1938

#### Opponent/Game

7 .....Vs. Pittsburgh, Sept. 16, 1979  
At Pittsburgh, Dec. 1, 1968

#### Both Teams/Game

14 .....Cardinals 8 at N.Y. Giants 6,  
Sept. 17, 1961

13 .....Cardinals 9 at Washington 4,  
Oct. 25, 1976  
12 .....Cardinals 8 at Pittsburgh 4, Nov.  
26, 1961  
Cardinals 5 at Chicago 7, Dec. 1,  
1946

### ▲ Most Fumbles Lost

#### Season

27 .....1983  
24 .....1976  
21 .....1978, 1966, 1962

#### Opponent/Season

24 .....1950, 1948  
23 .....1960

#### Game

\*8 .....At Washington, Oct. 25, 1976  
4 .....Many times, most recently at  
Kansas City, Oct. 2, 1983 and  
at Washington, Nov. 6, 1983

\*NFL record

### Opponent/Game

5 .....At Philadelphia, Sept. 8, 1991  
At L.A. Rams, Sept. 1, 1991  
At Detroit, Nov. 6, 1949  
4 .....Seven times, most recently at  
Kansas City, Oct. 2, 1983

### ▲ Fewest Fumbles

#### Season

15 .....1965  
17 .....1943  
19 .....1941

#### Fewest Fumbles Lost

5 .....1943  
7 .....1965  
9 .....1974  
10 .....1986

## MISCELLANEOUS

### ▲ Largest Home Attendance

#### Season

472,937 .....#1988  
384,675 .....1981  
376,771 .....1979  
373,573 .....1980  
372,107 .....1984

#Inaugural season in Arizona

#### Game

71,233 .....Vs. Chicago, Oct. 28, 1990  
68,814 .....Vs. Dallas, Sept. 22, 1991  
67,139 .....Vs. Dallas, Sept. 12,  
1988##  
65,324 .....Vs. N.Y. Giants, Nov. 13,  
1988###  
64,544 .....Vs. San Francisco, Nov. 6,  
1988###  
61,973 .....Vs. Washington, Sept. 25,  
1988###  
61,261 .....Vs. Cleveland, Oct. 23,  
1988###  
56,071 .....Vs. Denver, Dec. 16, 1989

54,832 .....Vs. Philadelphia, Dec. 10,  
1988##

53,278 .....Vs. Pittsburgh, Oct. 9,  
1988##

51,010 .....L.A. Rams, Nov. 4, 1984  
50,885 .....Dallas, Sept. 2, 1979  
50,845 .....N.Y. Giants, Dec. 13, 1970  
50,780 .....Dallas, Oct. 4, 1970  
50,701 .....Dallas, Nov. 2, 1980  
50,680 .....Wash., Sept. 23, 1979  
##Inaugural game in Arizona  
##Inaugural season in Arizona

### ▲ Most Consecutive Victories

11 .....1948-49  
10 .....1925

### ▲ Most Consecutive Shutouts

5 .....1922-23  
3 .....1970

### ▲ Most Consecutive Season-Opening Victories

7 .....1974

### ▲ Fewest QB Sacks Allowed

#### Season

8 .....1975  
15 .....1977  
16 .....1974  
17 .....1976  
19 .....1971



# PLAYOFF RECORDS

## INDIVIDUAL SINGLE-GAME

### ▲ Scoring

#### Total Points

- 12.....Billy Gambrell vs. Green Bay (at Miami+), Jan. 3, 1965  
Elmer Angsman vs. Philadelphia, Dec. 28, 1947  
Charley Trippi vs. Philadelphia, Dec. 28, 1947

#### Touchdowns

- 2.....Billy Gambrell vs. Green Bay (at Miami+), Jan. 3, 1965  
Elmer Angsman vs. Philadelphia, Dec. 28, 1947  
Charley Trippi vs. Philadelphia, Dec. 28, 1947

#### Field Goals Made

- 1.....Neil O'Donoghue at Green Bay, Jan. 8, 1983 (18 yards)  
Jim Bakken at L.A. Rams, Dec. 27, 1976 (29 yards)  
Jim Bakken vs. Green Bay (at Miami+), Jan. 3, 1965 (8 yards)

#### Longest Field Goal

- 29 yards.....Jim Bakken at L.A. Rams, Dec. 27, 1976

#### Field Goals Attempted

- 4.....Neil O'Donoghue at Green Bay, Jan. 8, 1983 (18, 44, 44 blk., 45)

#### Extra Points Att./Made

- 4/4.....Pat Harder vs. Philadelphia, Dec. 28, 1947

### ▲ Rushing

#### Rushing Yards

- 159.....Elmer Angsman vs. Philadelphia, Dec. 28, 1947 (10 attempts)  
84.....Charley Trippi vs. Philadelphia, Dec. 28, 1947 (11 attempts)

#### Rushing Attempts

- 17.....Bill Thornton vs. Green Bay (at Miami+), Jan. 3, 1965 (49 yards)  
16.....Prentice Gautt vs. Green Bay (at Miami+), Jan. 3, 1965 (67 yards)  
15.....Terry Metcalf at Minnesota, Dec. 21, 1974 (55 yards)

#### Touchdowns Rushing

- 2.....Elmer Angsman vs. Philadelphia, Dec. 28, 1947

#### Rushing Average

#### (10 attempts minimum)

- 15.9.....Elmer Angsman vs. Philadelphia, Dec. 28, 1947 (10 att.-159 yards)  
7.6.....Charley Trippi vs. Philadelphia, Dec. 28, 1947 (11 att.-84 yards)

#### Longest Run

- 70.....Elmer Angsman vs. Philadelphia, Dec. 28, 1947  
70.....Elmer Angsman vs. Philadelphia, Dec. 28, 1947  
44.....Charley Trippi vs. Philadelphia, Dec. 28, 1947

### ▲ Passing

#### Passing Yards

- 385.....Neil Lomax at Green Bay, Jan. 8, 1983 (32 comp.-51 att.)  
291.....Jim Hart at L.A. Rams, Dec. 27, 1975 (22 comp.-41 att.)

#### Pass Attempts

- 51.....Neil Lomax at Green Bay, Jan. 8, 1983 (32 comp.-385 yards)  
41.....Jim Hart at Los Angeles Rams, Dec. 27, 1975 (22 comp.-291 yards)

#### Pass Completions

- 32.....Neil Lomax at Green Bay, Jan. 8, 1983 (51 att.-385 yards)  
22.....Jim Hart at L.A. Rams, Dec. 27, 1975 (41 att.-291 yards)

#### Touchdown Passes

- 2.....Neil Lomax at Green Bay, Jan. 8, 1983  
Charley Johnson vs. Green Bay, Jan. 3, 1965

#### Passes Had Intercepted

- 3.....Jim Hart at L.A. Rams, Dec. 27, 1975 (22 comp.-41 att.-291 yards)

#### Completion Percentage

- 62.7.....Neil Lomax at Green Bay, Jan. 8, 1983 (32 comp.-51 att.-385 yards)

#### Longest Completion

- 80t.....Charley Johnson to Billy Gambrell vs. Green Bay (at Miami+), Jan. 3, 1965  
36.....Neil Lomax to Stump Mitchell at Green Bay, Jan. 8, 1983

#### Most Times Sacked

- 5.....Neil Lomax for 36 yards at Green Bay, Jan. 8, 1983

### ▲ Receiving

#### Receptions

- 9.....Roy Green at Green Bay, Jan. 8, 1983 (113 yards)  
6.....Billy Gambrell vs. Green Bay (at Miami+), Jan. 3, 1965 (185 yards)  
Earl Thomas at Minnesota, Dec. 21, 1974 (64 yards)  
Terry Metcalf at L.A. Rams, Dec. 27, 1975 (94 yards)

#### Receiving Yards

- 184.....Billy Gambrell vs. Green Bay (at Miami+), Jan. 3, 1965 (6 rec.)  
113.....Roy Green at Green Bay, Jan. 8, 1983 (9 rec.)

#### Touchdowns Receiving

- 2.....Billy Gambrell vs. Green Bay (at Miami+), Jan. 3, 1965

### ▲ Rushing-Receptions

#### Rushing-Receiving Yards

- 184.....Billy Gambrell vs. Green Bay (at Miami+), Jan. 3, 1965 (184 receiving)  
159.....Elmer Angsman vs. Philadelphia, Dec. 28, 1947 (159 rushing)  
121.....Terry Metcalf at L.A. Rams, Dec. 27, 1975 (27 rushing-94 receiving)  
117.....Roy Green at Green Bay, Jan. 8, 1983 (4 rushing-113 rec.)

### ▲ Combination Yardage

#### Combined Yardage

- 229.....Terry Metcalf at L.A. Rams, Dec. 27, 1975 (27 rush-94 rec.-3 punt ret.-105 KO ret.)  
220.....Billy Gambrell vs. Green Bay (at Miami+), Jan. 3, 1965 (184 rec.-36 punt ret.)  
201.....Terry Metcalf at Minnesota, Dec. 21, 1974 (55 rush-43 rec.-18 punt ret.-85 KO ret.)

*(Individual Single-Game  
Playoff Records  
continued on page 244)*

(Individual Single-Game Playoff Records continued from page 243)

**▲ Punting**

**Punts**

- 8.....Ray Mallof vs. Philadelphia, Dec. 28, 1947
- Ray Mallof at Philadelphia, Dec. 19, 1948
- 7.....Hal Roberts at Minnesota, Dec. 21, 1974 (36.4 avg.)
- Jackie Smith vs. Green Bay (at Miami+), Jan. 3, 1965 (37.1 avg.)

**Punting Average**

- 42.7.....Jeff West at L.A. Rams, Dec. 27, 1975 (6 punts)
- 37.4.....Ray Mallof at Philadelphia, Dec. 19, 1948 (8 punts)

**▲ Interceptions**

**Interceptions**

- 2.....John Cochran at Philadelphia, Dec. 19, 1948 (20 yards)

**Interception Return Yardage**

- 41.....Garrard Ramsey vs. Philadelphia, Dec. 28, 1947 (1)

**Longest Interception Return**

- 41.....Garrard Ramsey vs. Philadelphia, Dec. 28, 1947
- 29t.....Jerry Stovall vs. Green Bay (at Miami+), Jan. 3, 1965
- 23.....Jim Burson vs. Green Bay (at Miami+), Jan. 3, 1965

**▲ Punt Returns**

**Punt Returns**

- 3.....Terry Metcalf at Minnesota, Dec. 21, 1974 (18 yards)
- Billy Gambrell vs. Green Bay (at Miami+), Jan. 3, 1965 (36 yards)

**Punt Return Yardage**

- 102.....Charley Trippi vs. Philadelphia, Dec. 28, 1947 (2 returns)
- 37.....John Cochran vs. Philadelphia, Dec. 28, 1947 (1 return)

**Fair Catches**

- 1.....Terry Metcalf vs. Minnesota, Dec. 21, 1974

**Longest Punt Return**

- 75t.....Charley Trippi vs. Philadelphia, Dec. 28, 1947
- 37.....John Cochran vs. Philadelphia, Dec. 28, 1947

**Punt Return Average**

- 51.0.....Charley Trippi vs. Philadelphia, Dec. 28, 1947 (2 returns-102 yards)
- 37.0.....John Cochran vs. Philadelphia, Dec. 28, 1947 (1 return-37 yards)
- 12.0.....Billy Gambrell vs. Green Bay (at Miami+), Jan. 3, 1965 (3 returns-36 yards)
- 6.0.....Terry Metcalf at Minnesota, Dec. 21, 1974 (3 returns-18 yards)

**▲ Kickoff Returns**

**Kickoff Returns**

- 3.....Willard Harrell at Green Bay, Jan. 8, 1983 (53 yards)
- Stump Mitchell at Green Bay, Jan. 8, 1983 (105 yards)
- Terry Metcalf at L.A. Rams, Dec. 27, 1975 (105 yards)
- Greg Hartle at Minnesota, Dec. 21, 1974 (14 yards)
- Terry Metcalf at Minnesota, Dec. 21, 1974 (85 yards)
- Jerry Stovall vs. Green Bay (at Miami+), Jan. 3, 1965 (72 yards)
- Boris Dimancheff vs. Philadelphia, Dec. 28, 1947 (90 yards)

**Kickoff Return Yardage**

- 105.....Stump Mitchell at Green Bay, Jan. 8, 1983 (3 returns)
- Terry Metcalf at L.A. Rams, Dec. 27, 1975 (3 returns)
- 90.....Boris Dimancheff vs. Philadelphia, Dec. 28, 1947 (3 returns)

**Longest Kickoff Return**

- 67.....Terry Metcalf at L.A. Rams, Dec. 27, 1975
- 46.....Boris Dimancheff vs. Philadelphia, Dec. 28, 1947

**Kickoff Return Average**

- 35.0.....Stump Mitchell at Green Bay, Jan. 8, 1983 (3 returns-105 yards)
- Terry Metcalf at L.A. Rams, Dec. 27, 1975 (3 returns-105 yards)
- 30.0.....Boris Dimancheff vs. Phila., Dec. 28, 1947 (3 returns-90 yards)

**Running back Terry Metcalf, whose son Eric plays for the Cleveland Browns, was a busy Cardinal in a 1974 playoff game against Minnesota with three punt returns, three kickoff returns, and 15 rushing attempts.**



# TEAM SINGLE-GAME

## ▲ Scoring

### Most Points Scored

28.....Vs. Philadelphia, Dec. 28, 1947  
24.....Vs. Green Bay (at Miami+),  
Jan. 3, 1965

### Fewest Points Scored

0.....At Philadelphia, Dec. 19, 1948  
14.....At Minnesota, Dec. 21, 1974

### Opp./Most Points Scored

41.....At Green Bay, Jan. 8, 1983  
35.....At L.A. Rams, Dec. 27, 1975

### Opponent/Fewest Points Scored

7.....At Philadelphia, Dec. 19, 1948  
17.....Vs. Green Bay (at Miami+),  
Jan. 3, 1965

### Most Decisive Win

24-17.....Vs. Green Bay (at Miami+),  
Jan. 3, 1965  
28-21.....Vs. Philadelphia, Dec. 28,  
1947

### Most Decisive Loss

41-16.....At Green Bay, Jan. 8, 1983  
30-14.....At Minnesota, Dec. 21, 1974

### Most Points Combined

61.....At Green Bay 41, St. Louis 16,  
Jan. 8, 1983  
58.....At L.A. Rams 35, St. Louis 23,  
Dec. 27, 1975

## ▲ First Downs

### Most First Downs

27.....At Green Bay, Jan. 8, 1983  
22.....At L.A. Rams, Dec. 27, 1975

### Fewest First Downs

6.....At Philadelphia, Dec. 19, 1948  
11.....Vs. Philadelphia, Dec. 28, 1947

### Opposition/Most First Downs

26.....At L.A. Rams, Dec. 27, 1975  
22.....At Green Bay, Jan. 8, 1983  
Vs. Philadelphia, Dec. 28, 1947

### Opposition/Fewest First Downs

13.....Vs. Green Bay (at Miami+) Jan.  
3, 1965  
16.....At Philadelphia, Dec. 19, 1948

### Most First Downs Rushing

8.....At Green Bay, Jan. 8, 1983  
7.....Vs. Green Bay (at Miami+), Jan.  
3, 1965  
Vs. Philadelphia, Dec. 28, 1947

### Most First Downs Passing

18.....At Green Bay, Jan. 8, 1983  
16.....At L.A. Rams, Dec. 27, 1975

### Most First Downs By Penalty

1.....At Green Bay, Jan. 8, 1983  
At L.A. Rams, Dec. 27, 1975  
At Minnesota, Dec. 21, 1974  
Vs. Philadelphia, Dec. 28, 1947

### Fewest First Downs Rushing

3.....At Philadelphia, Dec. 19, 1948  
5.....At L.A. Rams, Dec. 27, 1975

### Fewest First Downs Passing

2.....Vs. Philadelphia, Dec. 28, 1947  
3.....At Philadelphia, Dec. 19, 1948

### Fewest First Downs Penalty

0.....Vs. Green Bay (at Miami+),  
Jan. 3, 1965  
At Philadelphia, Dec. 19, 1948

### Opponent/Most

#### First Downs Rushing

15.....At Philadelphia, Dec. 19, 1948  
14.....At L.A. Rams, Dec. 27, 1975

### Opponent/Most

#### First Downs Passing

13.....At Green Bay, Jan. 8, 1983  
11.....Vs. Philadelphia, Dec. 28, 1947

### Opponent/Most

#### First Downs By Penalty

4.....Vs. Green Bay, Jan. 3, 1965  
2.....At Green Bay, Jan. 8, 1983  
At L.A. Rams, Dec. 27, 1975

### Opponent/Fewest

#### First Downs By Rushing

4.....Vs. Green Bay, Jan. 3, 1965  
7.....At Green Bay, Jan. 8, 1983

### Opponent/Fewest

#### First Downs By Passing

0.....At Philadelphia, Dec. 19, 1948  
5.....Vs. Green Bay, Jan. 3, 1965

## ▲ Total Yards

### Most Net Yards Gained

453.....At Green Bay, Jan. 8, 1983  
(106 rush-347 pass)  
363.....At L.A. Rams, Dec. 27, 1975  
(95 rush-268 pass)

### Fewest Net Yards Gained

131.....At Philadelphia, Dec. 19, 1948  
(96 rush-35 pass)

### Opponent/Most

#### Net Yards Gained

440.....At L.A. Rams, Dec. 27, 1975  
(237-rush-203 pass)  
354.....At Green Bay, Jan. 8, 1983  
(108 rush-266 pass)

### Opponent/Fewest

#### Net Yards Gained

131.....Vs. Green Bay, Jan. 3, 1965  
(52 rush-79 pass)

## ▲ Rushing

### Most Yards Rushing

282.....Vs. Philadelphia, Dec. 28, 1947  
142.....Vs. Green Bay (at Miami+),  
Jan. 3, 1965

### Fewest Yards Rushing

95.....At L.A. Rams, Dec. 27, 1975  
96.....At Philadelphia, Dec. 19, 1948

### Opponent/

#### Most Yards Rushing

237.....At L.A. Rams, Dec. 27, 1975  
225.....At Philadelphia, Dec. 19, 1948

### Opponent/

#### Fewest Yards Rushing

52.....Vs. Green Bay, Jan. 3, 1965  
60.....Vs. Phila., Dec. 28, 1947

## ▲ Passing

### Most Net Yards Passing

347.....At Green Bay, Jan. 8, 1983  
268.....At L.A. Rams, Dec. 27, 1975

### Fewest Net Yards Passing

35.....At Philadelphia, Dec. 19, 1948  
54.....Vs. Philadelphia, Dec. 28, 1947

### Opponent/Most

#### Net Yards Passing

297.....Vs. Philadelphia, Dec. 28, 1947  
286.....At Green Bay, Jan. 8, 1983

### Opponent/Fewest

#### Net Yards Passing

7.....At Philadelphia, Dec. 19, 1948  
79.....Vs. Green Bay, Jan. 5, 1965

### Most Gross Yards Passing

385.....At Green Bay, Jan. 8, 1983  
(347 net)  
291.....At L.A. Rams, Dec. 27, 1975  
(268 net)

### Fewest Gross Yards Passing

35.....At Philadelphia, Dec. 19, 1948  
(35 net)  
54.....Vs. Philadelphia, Dec. 28, 1947  
(54 net)

### Opponent/Most

#### Gross Yards Passing

297.....Vs. Philadelphia, Dec. 28, 1947  
286.....At Green Bay, Jan. 8, 1983

### Opponent/Fewest

#### Gross Yards Passing

7.....At Philadelphia, Dec. 19, 1948  
(7 net)  
149.....Vs. Green Bay (at Miami+), Jan.  
3, 1965 (79 net)

### Most Pass Attempts

51.....At Green Bay, Jan. 8, 1983  
(32 comp.)  
41.....At L.A. Rams, Dec. 27, 1975 (22  
comp.)

*(Team Single-Game  
Playoff Passing Records  
continued on page 246)*

*(Team Single-Game Playoff Passing Records continued from page 245)***Fewest Pass Attempts**

- 11.....At Philadelphia, Dec. 19, 1948  
(3 comp.)  
14.....Vs. Philadelphia, Dec. 28, 1947  
(3 comp.)

**Opposition/Most Pass Attempts**

- 44.....Vs. Philadelphia, Dec. 28, 1947  
(27 comp.)  
29.....Vs. Green Bay (at Miami+),  
Jan. 3, 1965 (13 comp.)

**Opponent/Fewest Pass Attempts**

- 12.....At Philadelphia, Dec. 19, 1948 (2  
comp.)  
23.....At L.A. Rams, Dec. 27, 1975 (12  
comp.)  
At Minnesota, Dec. 21, 1974  
(13 comp.)

**Most Pass Completions**

- 32.....At Green Bay, Jan. 8, 1983 (51 att.)  
22.....At L.A. Rams, Dec. 27, 1975  
(41 att.)

**Fewest Pass Completions**

- 3.....At Philadelphia, Dec. 19, 1948  
(11 att.)  
Vs. Philadelphia, Dec. 28, 1947  
(14 att.)

**Opponent/Most  
Pass Completions**

- 27.....Vs. Philadelphia, Dec. 28, 1947  
(44 att.)  
19.....At Green Bay, Jan. 8, 1983  
(26 att.)

**Opposition/Fewest  
Pass Completions**

- 2.....At Philadelphia, Dec. 19, 1948  
(12 att.)  
12.....At L.A. Rams, Dec. 27, 1975  
(23 att.)

**Most QB Sacks By Cards**

- 5.....At Green Bay, Jan. 8, 1983  
(50 yards)

**Most QB Sacks By Opponent**

- 5.....At Green Bay, Jan. 8, 1983  
(38 yards)

**▲ Interceptions****Most Passes****Intercepted By Cardinals**

- 3.....Vs. Philadelphia, Dec. 28, 1947  
(45 yards)

**Most Passes****Intercepted By Opponent**

- 3.....At L.A. Rams, Dec. 27, 1975  
(130 yards-2 TD)  
Vs. Philadelphia, Dec. 28, 1947  
(11 yards)

**▲ Penalties****Most Penalties**

- 10.....Vs. Philadelphia, Dec. 28, 1947  
(97 yards)

**Fewest Penalties**

- 1.....At Minnesota, Dec. 21, 1974  
(15 yards)

**Opponent/Most Penalties**

- 7.....Vs. Philadelphia, Dec. 28, 1947  
(55 yards)

**Opponent/Fewest Penalties**

- 3.....Vs. Green Bay, Jan. 3, 1965 (15  
yards)  
At Philadelphia, Dec. 19, 1948  
(17 yards)

**Most Yards Penalized**

- 97.....Vs. Philadelphia, Dec. 28, 1947  
(10 penalties)

**Fewest Yards Penalized**

- 15.....At Minnesota, Dec. 21, 1974  
(1 penalty)

**Opponent/Most Yards Penalized**

- 55.....Vs. Philadelphia, Dec. 28, 1947  
(7 penalties)

**Opponent/Fewest  
Yards Penalized**

- 15.....Vs. Green Bay (at Miami+), Jan. 3,  
1965 (3 penalties)

**▲ Fumbles****Most Fumbles**

- 3.....At Green Bay, Jan. 8, 1983 (lost 2)  
.....At L.A. Rams, Dec. 27, 1975  
(lost 2)  
.....At Philadelphia, Dec. 19, 1948  
(lost 2)

**Most Fumbles Lost**

- 2.....At Green Bay, Jan. 8, 1983  
(3 fumbles)  
At Philadelphia, Dec. 19, 1948  
(3 fumbles)  
Vs. Green Bay (at Miami+), Jan.  
3, 1965 (2 fumbles)  
At L.A. Rams, Dec. 27, 1975  
(3 fumbles)

**Opponent/Most Fumbles**

- 5.....At L.A. Rams, Dec. 27, 1975  
(lost 3)

**Opponent/Most Fumbles Lost**

- 3.....At L.A. Rams, Dec. 27, 1975  
(5 fumbles)

**▲ Punting****Most Punts**

- 10.....At Green Bay, Jan. 8, 1983  
(41.3 avg.)  
8.....At Philadelphia, Dec. 19, 1948  
(37.4 avg.)  
Vs. Philadelphia, Dec. 28, 1947  
(32.0 avg.)

**Fewest Punts**

- 6.....At L.A. Rams, Dec. 27, 1975  
(42.7 avg.)

**Opponent/Most Punts**

- 9.....Vs. Green Bay (at Miami+)  
Jan. 3, 1965 (45.1 avg.)  
8.....Vs. Philadelphia, Dec. 28, 1947  
(34.5 avg.)

**Opponent/Fewest Punts**

- 1.....At Green Bay, Jan. 8, 1983  
(28.0 avg.)

**Highest Card Average**

- 42.7.....At L.A. Rams, Dec. 27, 1975  
(6 punts)

**Highest Opponent Average**

- 45.1.....Vs. Green Bay, Jan. 3, 1965  
(9 punts)

**▲ Punt Returns****Most Punt Returns**

- 4.....Vs. Philadelphia, Dec. 28, 1947  
(150 yards)

**Most Punt Return Yards**

- 150.....Vs. Philadelphia, Dec. 28, 1947  
(4 returns)

**Opposition/Most Punt Returns**

- 4.....Vs. Philadelphia, Dec. 28, 1947  
(10 yards)

**Opponent/Most  
Punt Return Yards**

- 26.....Vs. Green Bay (at Miami+), Jan. 3,  
1965 (2 returns)

**▲ Kickoff Returns****Most Kickoff Returns**

- 7.....At L.A. Rams, Dec. 27, 1975  
(191 yards)  
At Green Bay, Jan. 8, 1983  
(178 yards)

**Most Kickoff Return Yards**

- 191.....At L.A. Rams, Dec. 27, 1975  
(7 returns)

- 178.....At Green Bay, Jan. 8, 1983  
(7 returns)

**Opponent/Most Kickoff Returns**

- 5.....At L.A. Rams, Dec. 27, 1975  
(90 yards)  
Vs. Green Bay (at Miami+), Jan. 3,  
1965 (140 yards)  
Vs. Philadelphia, Dec. 28, 1947  
(63 yards)

**Opponent/Most  
Kickoff Return Yards**

- 140.....Vs. Green Bay (at Miami+), Jan. 3,  
1965 (5 returns)

+Non-advancing Playoff Bowl  
between second-place teams



**MISCELLANEOUS**



# NFL SCHEDULE

## ▲ First Weekend

### Sunday, September 6

Cincinnati at Seattle	1:00
Cleveland at Indianapolis	12:00
Detroit at Chicago	12:00
Kansas City at San Diego	1:00
L.A. Rams at Buffalo	1:00
Minnesota at Green Bay	12:00
New England at Miami	4:00
New Orleans at Philadelphia	1:00
N.Y. Jets at Atlanta	1:00

**Phoenix at Tampa Bay** ..... 4:00

Pittsburgh at Houston	12:00
San Francisco at N.Y. Giants	4:00

### Sunday Night September 6

L.A. Raiders at Denver	6:00
------------------------	------

### Monday Night, September 7

Washington at Dallas	8:00
----------------------	------

## ▲ Second Weekend

### Sunday, September 13

Atlanta at Washington	1:00
Buffalo at San Francisco	1:00
Chicago at New Orleans	12:00
Dallas at N.Y. Giants	1:00
Green Bay at Tampa Bay	1:00
Houston at Indianapolis	3:00
L.A. Raiders at Cincinnati	1:00
Minnesota at Detroit	1:00
New England at L.A. Rams	1:00
N.Y. Jets at Pittsburgh	4:00
San Diego at Denver	2:00
Seattle at Kansas City	12:00

### Sunday Night, September 13

**Philadelphia at Phoenix** ..... 5:00

### Monday, September 14

Miami at Cleveland	9:00
--------------------	------

## ▲ Third Weekend

### Sunday, September 20

Cincinnati at Green Bay	12:00
Cleveland at L.A. Raiders	1:00
Denver at Philadelphia	1:00
Kansas City at Houston	12:00
L.A. Rams at Miami	4:00
Detroit at Washington	4:00
New Orleans at Atlanta	1:00

**Phoenix at Dallas** ..... 3:00

Pittsburgh at San Diego	1:00
San Francisco at N.Y. Jets	1:00
Seattle at New England	1:00
Tampa Bay at Minnesota	12:00

### Sunday Night, September 20

Indianapolis at Buffalo	8:00
-------------------------	------

### Monday Night, September 21

N.Y. Giants at Chicago	8:00
------------------------	------

## ▲ Fourth Weekend

### Sunday, September 27

(Open Dates: Five NFC East Teams;  
AFC East Fifth-Place Team)

Atlanta at Chicago	12:00
Buffalo at New England	1:00
Denver at Cleveland	1:00
Miami at Seattle	1:00
Minnesota at Cincinnati	1:00
N.Y. Jets at L.A. Rams	1:00
Pittsburgh at Green Bay	3:00
San Diego at Houston	12:00
Tampa Bay at Detroit	1:00

### Sunday Night, September 27

San Francisco at New Orleans	7:00
------------------------------	------

### Monday Night, September 28

L.A. Raiders at Kansas City	8:00
-----------------------------	------

## ▲ Fifth Weekend

### Sunday, October 4

(Open Date: Four AFC Central Teams)

Chicago at Minnesota	12:00
Green Bay at Atlanta	1:00
Indianapolis at Tampa Bay	1:00
Kansas City at Denver	2:00
L.A. Rams at San Francisco	1:00
Miami at Buffalo	1:00
New Orleans at Detroit	1:00
N.Y. Giants at L.A. Raiders	1:00
Seattle at San Diego	1:00

**Washington at Phoenix** ..... 1:00

### Sunday Night, October 4

New England at N.Y. Jets	8:00
--------------------------	------

### Monday, October 5

Dallas at Philadelphia	9:00
------------------------	------

## ▲ Sixth Weekend

(Open Dates: Five NFC Central Teams;  
AFC West Fifth-Place Team)

### Sunday, October 11

Atlanta at Miami	1:00
Buffalo at L.A. Raiders	1:00
Houston at Cincinnati	4:00
N.Y. Jets at Indianapolis	3:00
Philadelphia at Kansas City	12:00

**Phoenix at N.Y. Giants** ..... 1:00

Pittsburgh at Cleveland	1:00
San Francisco at New England	1:00
Seattle at Dallas	12:00

### Sunday Night, October 11

L.A. Rams at New Orleans	6:30
--------------------------	------

### Monday Night, October 12

Denver at Washington	9:00
----------------------	------



### ▲ Seventh Weekend

Thursday, October 15

(Open Dates: Four AFC East Teams)

Detroit at Minnesota ..... 6:30

Sunday, October 18

Atlanta at San Francisco ..... 1:00

Green Bay at Cleveland ..... 1:00

Houston at Denver ..... 2:00

Kansas City at Dallas ..... 12:00

L.A. Raiders at Seattle ..... 1:00

**New Orleans at Phoenix ..... 1:00**

N.Y. Giants at L.A. Rams ..... 1:00

Philadelphia at Washington ..... 1:00

San Diego at Indianapolis ..... 12:00

Tampa Bay at Chicago ..... 12:00

Monday, October 19

Cincinnati at Pittsburgh ..... 9:00

### ▲ Eighth Weekend

Sunday, October 25

(Open Dates: Four NFC West Teams)

Chicago at Green Bay ..... 12:00

Cincinnati at Houston ..... 12:00

Cleveland at New England ..... 4:00

Dallas at L.A. Raiders ..... 1:00

Denver at San Diego ..... 1:00

Detroit at Tampa Bay ..... 1:00

Indianapolis at Miami ..... 4:00

**Phoenix at Philadelphia ..... 1:00**

Seattle at N.Y. Giants ..... 1:00

Washington at Minnesota ..... 12:00

Sunday Night, October 25

Pittsburgh at Kansas City ..... 6:30

Monday Night, October 26

Buffalo at N.Y. Jets ..... 9:00

### ▲ Ninth Weekend

Sunday, November 1

(Open Dates: Four AFC West Teams)

Cleveland at Cincinnati ..... 4:00

Green Bay at Detroit ..... 1:00

Houston at Pittsburgh ..... 1:00

Indianapolis at San Diego ..... 1:00

L.A. Rams at Atlanta ..... 1:00

Miami at N.Y. Jets ..... 1:00

New England at Buffalo ..... 1:00

Philadelphia at Dallas ..... 3:00

**San Francisco at Phoenix ..... 2:00**

Tampa Bay at New Orleans ..... 12:00

Sunday Night, November 1

N.Y. Giants at Washington ..... 8:00

Monday Night, November 2

Minnesota at Chicago ..... 8:00

### ▲ Tenth Weekend

Sunday, November 8

Cleveland at Houston ..... 12:00

Dallas at Detroit ..... 1:00

Green Bay at N.Y. Giants ..... 1:00

L.A. Raiders at Philadelphia ..... 1:00

Miami at Indianapolis ..... 1:00

Minnesota at Tampa Bay ..... 1:00

New Orleans at New England ..... 1:00

N.Y. Jets at Denver ..... 2:00

**Phoenix at L.A. Rams ..... 1:00**

Pittsburgh at Buffalo ..... 4:00

San Diego at Kansas City ..... 3:00

Washington at Seattle ..... 1:00

Sunday Night, November 8

Cincinnati at Chicago ..... 7:00

Monday Night, November 9

San Francisco at Atlanta ..... 9:00

### ▲ Eleventh Weekend

Sunday, November 15

Chicago at Tampa Bay ..... 4:00

Cincinnati at N.Y. Jets ..... 1:00

Detroit at Pittsburgh ..... 1:00

Houston at Minnesota ..... 12:00

L.A. Rams at Dallas ..... 12:00

New England at Indianapolis ..... 1:00

New Orleans at San Francisco ..... 1:00

Philadelphia at Green Bay (Milwaukee) ..... 12:00

**Phoenix at Atlanta ..... 1:00**

San Diego at Cleveland ..... 1:00

Seattle at L.A. Raiders ..... 1:00

Washington at Kansas City ..... 12:00

Sunday Night, November 15

N.Y. Giants at Denver ..... 6:00

Monday Night, November 16

Buffalo at Miami ..... 9:00

### ▲ Twelfth Weekend

Sunday, November 22

Atlanta at Buffalo ..... 1:00

Cleveland at Minnesota ..... 12:00

**Dallas at Phoenix ..... 2:00**

Denver at L.A. Raiders ..... 1:00

Detroit at Cincinnati ..... 1:00

Green Bay at Chicago ..... 12:00

Houston at Miami ..... 1:00

Indianapolis at Pittsburgh ..... 1:00

N.Y. Jets at New England ..... 4:00

Philadelphia at N.Y. Giants ..... 1:00

San Francisco at L.A. Rams ..... 1:00

Tampa Bay at San Diego ..... 1:00

Sunday Night, November 22

Kansas City at Seattle ..... 5:00

Monday Night, November 23

Washington at New Orleans ..... 8:00

(NFL Schedule continued on page 250)

(NFL Schedule continued from page 249)

## ▲ Thirteenth Weekend

Thursday, November 26

Houston at Detroit	12:30
N.Y. Giants at Dallas	3:00

Sunday, November 29

Buffalo at Indianapolis	4:00
Chicago at Cleveland	1:00
Kansas City at N.Y. Jets	1:00
Miami at New Orleans	12:00
Minnesota at L.A. Rams	1:00
New England at Atlanta	1:00
Philadelphia at San Francisco	1:00
<b>Phoenix at Washington</b>	<b>1:00</b>
Pittsburgh at Cincinnati	1:00
Tampa Bay at Green Bay (Milwaukee)	12:00

Sunday Night, November 29

L.A. Raiders at San Diego	5:00
---------------------------	------

Monday Night, November 30

Denver at Seattle	6:00
-------------------	------

## ▲ Fourteenth Weekend

Thursday, December 3

Atlanta at New Orleans	7:00
------------------------	------

Sunday, December 6

Cincinnati at Cleveland	1:00
Dallas at Denver	2:00
Detroit at Green Bay (Milwaukee)	12:00
Indianapolis at New England	1:00
Kansas City at L.A. Raiders	1:00
Miami at San Francisco	1:00
Minnesota at Philadelphia	1:00
N.Y. Jets at Buffalo	1:00
<b>San Diego at Phoenix</b>	<b>2:00</b>
Seattle at Pittsburgh	1:00
Washington at N.Y. Giants	4:00

Sunday Night, December 6

L.A. Rams at Tampa Bay	8:00
------------------------	------

Monday Night, December 7

Chicago at Houston	8:00
--------------------	------

## ▲ Fifteenth Weekend

Saturday, December 12

Denver at Buffalo	12:30
<b>N.Y. Giants at Phoenix</b>	<b>2:00</b>

Sunday, December 13

Atlanta at Tampa Bay	1:00
Cincinnati at San Diego	1:00
Cleveland at Detroit	1:00
Dallas at Washington	1:00
Indianapolis at N.Y. Jets	1:00
New England at Kansas City	12:00
New Orleans at L.A. Rams	1:00
Philadelphia at Seattle	1:00
Pittsburgh at Chicago	12:00
San Francisco at Minnesota	12:00

Sunday Night, December 13

Green Bay at Houston	7:00
----------------------	------

Monday, December 14

L.A. Raiders at Miami	9:00
-----------------------	------

## ▲ Sixteenth Weekend

Saturday, December 19

Tampa Bay at San Francisco	1:00
Kansas City at N.Y. Giants	12:30

Sunday, December 20

Buffalo at New Orleans	12:00
Chicago at Detroit	4:00
Houston at Cleveland	1:00
L.A. Rams at Green Bay	12:00
Minnesota at Pittsburgh	1:00
New England at Cincinnati	1:00

**Phoenix at Indianapolis** 1:00

San Diego at L.A. Raiders	1:00
---------------------------	------

Seattle at Denver	2:00
-------------------	------

Washington at Philadelphia	1:00
----------------------------	------

Sunday Night, December 20

N.Y. Jets at Miami	8:00
--------------------	------

Monday Night, December 21

Dallas at Atlanta	9:00
-------------------	------

## ▲ Seventeenth Weekend

Saturday, December 26

L.A. Raiders at Washington	4:00
New Orleans at N.Y. Jets	12:30

Sunday, December 27

Atlanta at L.A. Rams	1:00
Chicago at Dallas	3:00
Cleveland at Pittsburgh	1:00
Denver at Kansas City	12:00
Green Bay at Minnesota	12:00
Indianapolis at Cincinnati	1:00
N.Y. Giants at Philadelphia	1:00
Miami at New England	1:00
San Diego at Seattle	1:00

**Tampa Bay at Phoenix** 2:00

Sunday Night, December 27

Buffalo at Houston	7:00
--------------------	------

Monday Night, December 28

Detroit at San Francisco	6:00
--------------------------	------

(All Times Local)



TM





# OPONENTS

## ▲ Atlanta Falcons

Sunday, November 15 • 11:00 a.m.  
Georgia Dome

1991 Record: 10-6 (2nd place in NFC West)  
Address: Suwanee Road at I-85, Suwanee, GA 30174  
Chairman of the Board: Rankin M. Smith, Sr.

Head Coach: Jerry Glanville (third season, 15-18 in two seasons with Atlanta; 35-35 in five seasons with Houston)

Public Relations: Charlie Taylor

Office Phone: (404) 945-1111

Home Stadium: Georgia Dome (70,500)

Team Colors: Black, red, silver, and white

Division: NFC West

### Scoring Leaders

Norm Johnson, K	.....	95 points
Andre Rison, WR	.....	72 points
Michael Haynes, WR	.....	66 points

### Rushing Leaders

Steve Broussard, RB	.....	99 att./449 yards/4 TD
Mike Rozier, RB	.....	96 att./361 yards
Eric Pegram, RB	.....	101 att./349 yards/1 TD

### Passing Leader

Chris Miller ..... 413 att./220 comp./3,103 yards/26 TD/18 int.

### Receiving Leaders

Andre Rison, WR	.....	81 rec./976 yards/12 TD
Michael Haynes, WR	.....	50 rec./1,122 yards/11 TD
Mike Pritchard, WR	.....	50 rec./624 yards/2 TD

### Last Meeting

October 20, 1991 (H) — Cardinals 16, Atlanta 10

The Cardinals rode a strong second-half defensive effort that limited Atlanta to only 53 total yards (35 rushing, 18 passing) to even their record at 4-4. After halftime, Falcon quarterback Chris Miller completed only two of 15 pass attempts for 21 yards. He was intercepted four times. Free safety Michael Zordich ended a second-quarter Atlanta scoring threat with an interception at the Cardinal one yard line. Punter Rich Camanillo helped limit Falcon punt returner Deion Sanders to 16 yards in three tries with five boos that included three over 50 yards (59, 58, 53) and three inside the 20 yard line. Kicker Greg Davis haunted his former teammates with three field goals (29, 51, and 49 yards) and five booming kickoffs. The Cardinals turned a 10-3 deficit into a 13-10 lead late in the third quarter in a span of six plays. After the only Phoenix touchdown of the day, a 31-yard pass from quarterback Tom Tupa to wide receiver Randal Hill for Hill's first NFL tally, cornerback Lorenzo Lynch made the Cards' second interception of the day and his first of the year on Atlanta's first play from scrimmage on their ensuing possession. Three plays later, Davis booted his second field goal.

### Series Notes

The Cardinals boast a four-game winning streak and a 10-4 overall advantage ... the Cards were victims of Atlanta's first home victory as a new franchise with a 16-10 defeat on Dec. 11, 1966 ... at one stretch in the series, the Cardinals won five straight games (1971-78) ... Phoenix owns a 5-3 mark on the road against Atlanta.

## ▲ Chicago Bears

Saturday, August 15 • 5:00 p.m. (Preseason)  
Sun Devil Stadium

1991 Record: 11-5 (2nd place in NFC Central)

Address: Halas Hall, 250 N. Washington, Lake Forest, IL 60045

Chairman of the Board: Edward W. McCaskey  
Head Coach: Mike Ditka (11th season, 107-57)

Public Relations: Bryan Harlar

Office Phone: (708) 295-6600

Home Stadium: Soldier Field (66,946)

Team Colors: Navy blue, orange, and white

Division: NFC Central

### Scoring Leaders

Kevin Butler, K	.....	69 points
Neal Anderson, RB	.....	54 points
Brad Muster, RB	.....	42 points

### Rushing Leaders

Neal Anderson, RB	.....	210 att./747 yards/6 TD
Brad Muster, RB	.....	90 att./412 yards/6 TD

### Passing Leader

Jim Harbaugh ..... 478 att./275 comp./3,121 yards/15 TD/16 int.

### Receiving Leaders

Wendell Davis, WR	.....	61 rec./945 yards/6 TD
Tom Waddle, WR	.....	55 rec./599 yards/3 TD
Neal Anderson, RB	.....	47 rec./368 yards/3 TD

### Last Meeting

October 28, 1990 (H) — Chicago 31, Cardinals 21

The series renewal saw the Cardinals spot the NFC Central Division-leading Bears an insurmountable 28-0 second-quarter lead before falling 31-21 following a strong second-half showing. The Bears scored touchdowns on three of their first four possessions to take a 28-3 halftime lead. Phoenix stormed back behind the passing of quarterback Timm Rosenbach, who passed for 256 yards and enjoyed his third straight game without an interception. The game also included a nine-yard pass completion to wide receiver Roy Green that made him the Cardinals' career leader in pass reception yardage, sniping former tight end Jackie Smith's standard of 7,918 yards.

### Series Notes

The Cardinals and Bears boast the oldest regular-season rivalry in NFL history dating back to the 1920s when the two shared the Windy City ... the Bears maintain a 53-25-6 advantage in the series, but the Cards have won two of the last three and four of the last seven meetings ... in the most recent regular-season clash, the Cardinals set a franchise attendance mark with 71,233 in Sun Devil Stadium last year (Oct. 28), the largest in the history of the series ... the Cards won last year's preseason meeting 12-10, at Soldier Field ... the two old rivals renewed their preseason series in 1990.

(Opponent Previews continued on page 252)



(Opponent Previews continued from page 251)

### ▲ Dallas Cowboys

Sunday, September 20 • 1:00 p.m.  
Texas Stadium

Sunday, November 22 • 2:00 p.m.  
Sun Devil Stadium

1991 Record: 11-5 (2nd place in NFC East)  
Address: Cowboys Center, One Cowboys Parkway, Irving, TX 75063

Owner/President/General Manager: Jerry Jones  
Head Coach: Jimmy Johnson (fourth season, 19-29)  
Public Relations: Rich Dalrymple  
Office Phone: (214) 556-9900  
Home Stadium: Texas Stadium (65,024)  
Team Colors: Royal blue, metallic silver blue, and white  
Division: NFC East

#### Scoring Leaders

Kevin Willis, K.....	118 points
Emmitt Smith, RB.....	78 points
Michael Irvin, WR.....	48 points

#### Rushing Leaders

Emmitt Smith, RB.....	365 att./1563 yards/12 TD
Ricky Blake, FB.....	15 att./80 yards/1 TD

#### Passing Leader

Troy Aikman.....	363 att./237 comp./2,754 yards/11 TD/10 int.
Steve Buechele.....	137 att./68 comp./909 yards/5 TD/2 int.

#### Receiving Leaders:

Michael Irvin, WR.....	93 rec./1,523 yards/8 TD
Jay Novacek, TE.....	59 rec./664 yards/4 TD
Emmitt Smith, RB.....	49 rec./258 yards/1 TD

#### Last Meeting

November 3, 1991(A) — Dallas 27, Cardinals 7.

Special-teams breakdowns and continued offensive struggles were more than an excellent defensive effort could overcome as Phoenix dropped its third consecutive game to the Cowboys. The Cardinal defense limited Cowboy running back Emmitt Smith to 62 yards rushing although the NFC's leading rusher scored three short-yardage touchdowns, raising his touchdown total to nine in the past three contests against the Cardinals. Dallas tallied its second touchdown early in the third quarter after blocking a Rich Camanillo punt in Cardinal territory. It was the first time since 1987 Camanillo had a punt blocked. Outside linebacker Ken Harvey equalled his career high with three quarterback sacks, all in the first half. Strong safety Tim McDonald intercepted a pass for the third consecutive game.

#### Series Notes

Dallas leads the series by a 36-22-1 margin and a three-game winning streak ... the Cards swept both 1989 contests for the first time since 1970... Dallas provided the opposition for the Cards' first regular-season home game in Arizona in 1988 with the Cowboys prevailing 17-14 ... at one stretch from 1967-86, Dallas won 27 of 36 games in the series, including undefeated streaks of six and seven games, and enjoyed one home stretch of 13-2 against the Cardinals ... the Cards are 9-20 all-time at Dallas and have won only five of the last 25 meetings in Texas.

### ▲ Denver Broncos

Friday, August 28 • 6:00 p.m. (Preseason)  
Mile High Stadium

1991 Record: 12-4 (1st place in AFC West)  
Address: 13655 Broncos Parkway, Englewood, CO 80112  
President and Chief Executive Officer: Pat Bowlen  
Head Coach: Dan Reeves (11th season, 109-71-1)  
Public Relations: Jim Saccamano  
Office Phone: (303) 649-9000  
Home Stadium: Mile High Stadium (76,273)  
Team Colors: orange, royal blue, and white  
Division: AFC West

#### Scoring Leaders

David Treadwell, K.....	112 points
John Elway, QB.....	36 points
Greg Lewis, RB.....	24 points
Gaston Green, RB.....	24 points
Steve Sewell, LB.....	24 points

#### Rushing Leaders

Gaston Green, RB.....	261 att./1,037 yards/4 TD
Greg Lewis, RB.....	99 att./376 yards/4 TD

#### Passing Leader

John Elway.....	451 att./242 comp./3,253 yards/13 TD/12 Int.
-----------------	--

#### Receiving Leaders

Michael Young, WR.....	44 rec./629 yards/2 TD
Steve Sewell, RB.....	38 rec./436 yards/2 TD
Mark Jackson, WR.....	33 rec./603 yards/1 TD

#### Last Meeting

December 15, 1991 (A) — Denver 24, Cardinals 19.

Phoenix led eventual AFC West Division champion Denver 19-17 late in the game behind four Greg Davis field goals and a 45-yard touchdown pass from quarterback Chris Chandler to wide receiver Ernie Jones. The Cards were on the verge of the upset with less than six minutes to play when wide receiver Ricky Proehl raced 23 yards with a reverse handoff to the Denver 37 yard line. But a holding penalty nullified the play, leading to a punt three plays later that set the stage for Denver's 66-yard game-winning drive that quarterback John Elway capped with a four-yard end run with only 1:46 remaining. Chandler impressed in his starting debut for Phoenix. Rookie cornerback Aeneas Williams intercepted two Elway passes and made a touchdown-saving goal-line tackle. Davis posted his second four-field goal effort as a Cardinal. The fourth, a 38-yarder, gave Phoenix a 19-17 lead with only 8:24 to play.

#### Series Notes

The clubs have played just four times during the regular season with the Cardinals still searching for their first victory ... the first contest ended in a 17-17 tie in 1973, the second a 7-0 Bronco win in 1977, the third a 37-0 shutout by Denver in Sun Devil Stadium in 1989, and most recently the Broncos' 24-19 come-from-behind victory last year ... in the preseason, the Cardinals are 2-6 versus the Broncos... the Cards' prevailed 34-10 at Sun Devil Stadium in last season's pre-season meeting.

## ▲ Indianapolis Colts

Sunday, December 20 • 11:00 a.m.  
Hoosier Dome

1991 Record: 1-15 (5th place in AFC East)  
Address: 7001 West 56th St., Indianapolis, IN 46254  
President and Treasurer: Robert Irsay  
Head Coach: Ted Marchibroda (first season with Indianapolis, 41-36 in five years with Baltimore Colts)  
Public Relations: Craig Kelley  
Office Phone: (317) 297-2658  
Home Stadium: Hoosier Dome (60,129)  
Team Colors: Royal blue and white  
Division: AFC East

### Scoring Leaders

Dean Biasucci, K ..... 59 points  
Jessie Hester, WR ..... 30 points  
Bill Brooks, WR ..... 24 points

### Rushing Leaders

Eric Dickerson, RB ..... 167 att./536 yards/2 TD  
Ken Clark, H-B ..... 114 att./366 yards

### Passing Leader

Jeff George ..... 485 att./292 comp./2,910 yards/10 TD/12 int.

### Receiving Leaders

Bill Brooks, WR ..... 72 rec./888 yards/4 TD  
Jessie Hester, WR ..... 60 rec./753 yards/5 TD  
Anthony Johnson, RB ..... 42 rec./344 yards  
Eric Dickerson, RB ..... 41 rec./269 yards/1 TD

### Last Meeting

December 2, 1990 (H) — Cardinals 20, Indianapolis 17

The Cards rode a staunch second-half defensive effort for the second consecutive week to rally against Indianapolis, providing Phoenix its first back-to-back victories since Oct. 22 and 29, 1989 and its first consecutive home victories since Nov. 6 and 13, 1988. A field goal and a short-field drive following a Phoenix fumble gave the Colts a quick 10-0 lead. Two field goals by the Cards' Al Del Greco narrowed the Indianapolis edge to 10-6 by halftime. The Colts clung to a 17-13 lead after Card quarterback Timm Rosenbach scored his third rushing touchdown in two games. The contest's spectacular turning point followed an exchange of punts. Colt quarterback Jeff George's pass from deep in his own territory with 10:19 left was intercepted by Phoenix cornerback Cedric Mack. Two laterals to fellow defensive backs Jay Taylor and Marcus Turner produced a touchdown for the game's final points. The Phoenix defense set the table for the second-half comeback by limiting the Colts to 8 first downs, 24 offensive plays, and 103 total yards (85 passing, 18 rushing) in the second stanza.

### Series Notes

The Cardinals, with a 6-4 advantage, have won the last four meetings ... the Colts have not beaten the Cardinals since 1978 ... the Colts won the first three matchups with victories in 1961 (16-0), 1964 (47-27) and 1968 (28-0) ... in the Cards' last four wins in the series, three have been decided by a touchdown or less ... the Cardinals came away with two straight victories in Baltimore in 1980 (17-10) and 1981 (35-24), edged the Colts in the Hoosier Dome in Indianapolis in 1984 (34-33), then defeated the Colts in Sun Devil Stadium in 1990 (20-17) ... this year's meeting marks the Cardinals' second appearance in the Hoosier Dome.

## ▲ Los Angeles Rams

Sunday, November 8 • 2:00 p.m.  
Anaheim Stadium

1991 Record: 3-13 (4th place in NFC West)  
Address: 2327 West Lincoln Ave., Anaheim, CA 92801  
President: Georgia Frontiere  
Head Coach: Chuck Knox (first year with Rams; 83-67 in nine seasons with Seattle; 38-38 in five seasons with Buffalo; 57-29-1 in five seasons in first coaching stint with Rams)  
Public Relations: Rick Smith  
Office Phone: (714) 535-7267  
Home Stadium: Anaheim Stadium (69,008)  
Team Colors: Royal Blue, Gold and White  
Division: NFC West

### Scoring Leaders

Tony Zendejas, K ..... 76 points  
Robert Delpino, RB ..... 60 points  
Henry Ellard, WR ..... 18 points

### Rushing Leaders

Robert Delpino, RB ..... 214 att./688 yards/9 TD  
Cleveland Gary, RB ..... 68 att./245 yards/1 TD  
Marcus DuPre, RB ..... 49 att./179 yards/1 TD

### Passing Leader

Jim Everett ..... 490 att./277 comp./3,438 yards/11 TD/20 int.

### Receiving Leaders

Henry Ellard, WR ..... 64 rec./1,052 yards/3 TD  
Robert Delpino, RB ..... 55 rec./617 yards/1 TD  
Jim Price, TE ..... 35 rec./410 yards/2 TD

### Last Meeting

September 1, 1991 (A) — Cardinals 24, L.A. Rams 14.

The opportunistic Cardinals converted four of seven Ram turnovers, including five franchise record-tying recovered fumbles, into 24 points en route to a 24-14 victory at Anaheim Stadium. Phoenix capitalized on the Rams' first three fumbles to tally three quick first-half touchdowns. The most spectacular was the first, linebacker Eric Hill's 85-yard return of L.A. quarterback Jim Everett's first-possession fumble that staked Phoenix to a 7-0 lead. It was the second-longest fumble return in Cardinal history. The three other fumble-induced scores came on a 28-yard touchdown pass from quarterback Tom Tupa to wide receiver Ernie Jones, a one-yard Tupa plunge, and a game-clinching 32-yard field goal by Greg Davis. Tupa, in his first start in relief of injured Timm Rosenbach, completed 10 of 18 passes for 124 yards and one touchdown without interception.

### Series Notes

The Rams hold a 16-10-2 advantage in the series dating to 1948 when the two teams were in the NFL's Western Division this year's meeting marks the Rams' fourth consecutive home game in the series ... the Cardinals' 41-27 win in 1988 halted a six-game Ram winning streak ... the Rams handed the Cards a 35-23 defeat in a first-round playoff game in 1975.

(Opponent Previews continued on page 254)

(Opponent Previews continued from page 253)

▲ **New Orleans Saints**

Sunday, October 18 • 1:00 p.m.  
Sun Devil Stadium

1991 Record: 11-5 (1st place in NFC West)  
Address: 1500 Poydras St, New Orleans, LA 70112  
Owner/General Partner: Tom Benson  
Head Coach: Jim Mora (seventh season, 57-31)  
Public Relations: Rusty Kasmierky  
Office Phone: (504) 733-0255  
Home Stadium: Louisiana Superdome (69,065)  
Team Colors: Old gold, black, and white  
Division: NFC West

**Scoring Leaders**

Morten Andersen, K	113 points
Floyd Turner, WR	48 points
Gil Fenerty, RB	30 points
Craig Heyward, FB	30 points
Daton Hilliard, RB	30 points

**Rushing Leaders**

Fred McAfee, RB	109 att./494 yards/2 TD
Gil Fenerty, RB	139 att./477 yards/3 TD

**Passing Leader**

Bobby Hebert	248 att./149 comp./1,676 yards/9 TD/8 Int.
Steve Walsh	255 att./141 comp./1,638 yards/11 TD/6 Int.

**Receiving Leaders**

Eric Martin, WR	66 rec./803 yards/4 TD
Floyd Turner, WR	64 rec./927 yards/8 TD
Quinn Early, WR	32 rec./541 yards/2 TD

**Last Meeting**

**December 22, 1991 (H) — New Orleans 27, Cardinals 3**  
The Cardinals concluded their 1991 season with an eighth consecutive loss and their third straight setback against a division champion. After drawing first blood on a 38-yard Greg Davis field goal following strong safety Dave Duerson's pass interception on the Saints' first possession, the Cardinals' season-long offensive woes continued, failing to score a touchdown for the fifth time and committing seven turnovers. Two Card quarterbacks—starter Chris Chandler and Stan Gelbaugh—lost five interceptions on five consecutive second-half possessions. The last was returned 19 yards for the Saints' final touchdown. The Cardinals posted an excellent defensive effort, limiting the Saints to 190 total yards (95 rushing, 95 passing), 12 first downs, and intercepting one pass. Duerson led the Cards in tackles (8) for the third consecutive week as injured Tim McDonald's replacement. Pro Bowler punter Rich Camarillo averaged 45.7 yards on three booms to finish the season with an NFL-leading net average of 38.9 yards.

**Series Notes**

The Cardinals maintain a 10-7 series edge over New Orleans dating to 1967 ... the two teams combined for 93 points in a 51-42 Saints win in 1969, just 10 shy of the all-time NFL record for most combined points in a single game, and set a league standard for most combined touchdowns passing in a game that day as Billy Kilmer (Saints) and Charley Johnson (Cardinals) each tossed six scoring passes ... though it was a preseason game, the Cardinals provided New Orleans with its first victory as a new franchise with 23-14 decision in Shreveport, La. during the 1967 preseason ... during the 1988 preseason, the Saints furnished the Cardinals' opposition in their first home game as the Phoenix Cardinals.

▲ **New York Giants**

Sunday, October 11 • 10:00 a.m.  
Giants Stadium

Saturday, December 12 • 2:00 p.m.  
Sun Devil Stadium

1991 Record: 8-8 (4th place in NFC East)  
Address: Giants Stadium, East Rutherford, N.J. 07073  
President and Co-Chief Executive Officer: Wellington T. Mara  
Chairman and Co-Chief Executive Officer: Preston Robert Tisch  
Head Coach: Ray Handley (second season, 8-8)  
Public Relations: Ed Croke  
Office Phone: (201) 935-8111  
Home Stadium: Giants Stadium (76,891)  
Team Colors: Blue, red and white  
Division: NFC East

**Scoring Leaders**

Matt Bahr, K	90 points
Rodney Hampton, RB	60 points

**Rushing Leaders**

Rodney Hampton, RB	256 att./1059 yards/10 TD
Lewis Tillman, RB	65 att./287 yards/1 TD

**Passing Leader**

Jeff Hostetler	285 att./2,032 yards/5 TD/4 Int.
Phil Simms	141 att./993 yards/8 TD/4 Int.

**Receiving Leaders**

Mark Ingram, WR	51 rec./824 yards/3 TD
Dave Meggett, RB	50 rec./412 yards/3 TD
Rodney Hampton, RB	43 rec./283 yards

**Last Meeting**

**November 10, 1991 (H) — N.Y. Giants 21, Cardinals 14**  
The Cardinals' third consecutive setback came at the hands of the defending Super Bowl champion Giants. It was New York's seventh consecutive victory over the Cardinals to equal the longest winning streak in the Cards' lengthiest all-time series. The Giants took command of the contest with touchdowns on two consecutive first-half possessions. Mobile New York quarterback Jeff Hostetler victimized Phoenix late in the first quarter with a 47-yard touchdown run for the first. The Cards cut the deficit to 14-7 before halftime with a six-play, 81-yard drive. Running back Johnny Johnson covered the final three yards on the ground. An 11-minute, 14-second Giant drive devoured most of the third quarter and ended with a four-yard Hostetler scoring scamper. Card quarterback Stan Gelbaugh engineered a two-play, 57-yard drive, first hitting running back Larry Centers with a 23-yard completion, then followed with a scoring strike to Ricky Proehl. Punter Rich Camarillo continued his outstanding season by averaging 48.5 yards on six booms, including a season-long 60-yarder.

**Series Notes**

One of the NFL's ancient rivalries and the lengthiest for the Cardinals ... the Giants hold a 16-6-1 advantage in the series since 1980 and 64-33-2 overall in the series that dates to 1926 ... the Giants extended their series winning streak to seven games with two victories last season to equal the longest skein of success that the Cardinals previously boasted from 1974-77 ... the Giants provided the opposition for the final game in the 1974 season when the Cardinals roared back from a 14-0 halftime deficit for a 26-14 win and their first division crown since 1948.

## ▲ Philadelphia Eagles

Sunday, September 13 • 5:00 p.m.

Sun Devil Stadium

Sunday, October 25 • 11:00 a.m.

Veterans Stadium

1991 Record: 10-6 (3rd place in NFC East)

Address: Veterans Stadium, Broad St. and Patison Ave., Philadelphia, PA 19148

Owner: Norman Braman

Head Coach: Rich Kotite (second season, 10-6)

Public Relations: Ron Howard

Office Phone: (215) 463-2500

Home Stadium: Veterans Stadium (65,356)

Team Colors: Kelly green, silver, and white

Division: NFC East

### Scoring Leaders

Roger Ruzek, K	111 points
Keith Jackson, TE	30 points
Fred Barnett, WR	24 points
Keith Byars, RB	24 points

### Rushing Leaders

James Joseph, RB	135 att./440 yards/3 TD
Keith Byars, RB	94 att./383 yards/1 TD

### Passing Leader

Jim McMahon	311 att./187 comp./2,239 yards/12 TD/11 int.
Jeff Kemp	114 att./57 comp./546 yards/5 TD/5 int.

### Receiving Leaders

Fred Barnett, WR	62 rec./948 yards/4 TD
Keith Byars, RB	62 rec./564 yards/3 TD
Keith Jackson, TE	48 rec./569 yards/5 TD

### Last Meetings

#### November 24, 1991 (H) — Philadelphia 34, Cardinals 14

A wild first quarter featured 27 points, two Eagle touchdowns off three Cardinal fumbles (34-yard return, end zone sack), a missed point-after-touchdown by Philadelphia, touchdown passes by both teams, and a Phoenix pass interception. When the dust settled, Philadelphia owned a comfortable 20-7 lead and the two teams had come within one point of equalling the Cardinal franchise record for both-team first-quarter points. Overall, seven Cardinal turnovers (four pass interceptions, three fumbles) were more than Phoenix could overcome as it lost for the fifth consecutive time. Cornerback Lorenzo Lynch returned his second pass interception of the day 35 yards for his first career touchdown to narrow the Eagles' advantage to 20-14 at halftime. But Philadelphia regained momentum with its first possession of the second half, driving 80 yards in eight plays for a touchdown. The 27-14 lead the drive produced proved insurmountable for a Phoenix offense that was unable to score in the second half, failed to post more than one touchdown for the 10th time, and ended the day still looking for its first 100-yard rusher.

### Series Notes

The Cardinals hold a 44-42-5 advantage in the series dating to 1935 ... the visiting team has won the past four meetings ... the teams figured in consecutive NFL championship games in the 1940s ... the Chicago Cardinals edged the Eagles 28-21 in frozen Comiskey Park on Dec. 28, 1947 for the NFL title ... the Eagles avenged that loss with a 7-0 victory in Shibe Park on Dec. 16 to earn the title.

## ▲ San Diego Chargers

Saturday, August 8 • 7:30 p.m.

Sun Devil Stadium

Sunday, December 6 • 2:00 p.m.

Sun Devil Stadium

1991 Record: 4-12 (5th place in AFC West)

Address: San Diego Jack Murphy Stadium, San Diego, CA 92160

Chairman of the Board/President: Alex G. Spanos

Head Coach: Bobby Ross (first year with Chargers)

Public Relations: Bill Johnston

Office Phone: (619) 280-2111

Home Stadium: San Diego Jack Murphy Stadium (60,835)

Team Colors: Navy blue, white, and gold

Division: AFC West

### Scoring Leaders

John Carney, K	88 points
Rod Bernstein, H-B	48 points
Marion Butts, RB	42 points

### Rushing Leaders

Marion Butts, RB	193 att./834 yards/6 TD
Rod Bernstein, H-B	159 att./766 yards/8 TD
Ronnie Harmon, RB	89 att./544 yards/1 TD

### Passing Leader

John Friesz	487 att./262 comp./2,896 yards/12 TD/15 ints.
-------------	---

### Receiving Leaders

Ronnie Harmon, RB	59 rec./555 yards/1 TD
Anthony Miller, WR	44 rec./649 yards/3 TD
Nate Lewis, WR	42 rec./554 yards/3 TD

### Last Meeting

#### October 1, 1989 (H) — San Diego 24, Cardinals 13

Four turnovers (two fumbles, two pass interceptions) spelled doom for the Cardinals who led 3-0 at halftime and held the Chargers to 80 total net yards in the opening half. The game's momentum, which had spent most of the game's first three quarters with Phoenix, swung suddenly in the opening minutes of the fourth quarter. Leading 13-7 following a team record-tying 60th career touchdown pass reception by wide receiver Roy Green, the Cardinals apparently halted a San Diego drive at the Cardinals' four yard line when the Chargers settled for a 21-yard field goal. But a holding call on the three-pointer gave San Diego the ball first and goal from the Phoenix two yard line. One rush by Marion Butts and the Chargers had a touchdown and a 14-13 lead with 13:53 to play. On the second play of the next possession, the Cards fumbled. Charger linebacker Billy Ray Smith returned the loose ball 15 yards for his first career touchdown and a 21-13 San Diego lead.

### Series Notes

The two teams have met only five times during the regular season with the Chargers holding a 4-1 series lead ... with the exception of a 24-13 San Diego win in Sun Devil Stadium in 1989, the home team has won each meeting ... the Chargers prevailed in the first two meetings at San Diego by counts of 20-17 (1971) and 43-24 (1976) ... the Cardinals returned the favor at St. Louis by a 44-14 margin in 1983 for their only victory in the series ... the Chargers, again at home, edged the Cards 28-24 in 1987.

(Opponent Previews continued on page 256)

(Opponent Previews continued from page 255)

▲ **San Francisco 49ers**Sunday, November 1 • 2:00 p.m.  
Sun Devil Stadium

1991 Record: 10-6 (3rd place in NFC West)  
Address: 4949 Centennial Boulevard, Santa Clara, CA 95054  
Owner: Edward J. DeBartolo, Jr.  
Head Coach: George Seifert (fourth season, 42-11)  
Public Relations: Jerry Walker  
Office Phone: (408) 562-4949  
Home Stadium: Candlestick Park (66,455)  
Team Colors: Forty Niners gold and scarlet  
Division: NFC West

**Scoring Leaders**

Mike Cofer, K ..... 91 points  
Jerry Rice, WR ..... 84 points  
John Taylor, WR ..... 54 points

**Rushing Leaders**

Keith Henderson, FB ..... 137 att./561 yards/2 TD  
Steve Young, QB ..... 66 att./415 yards/4 TD  
Dexter Carter, RB ..... 85 att./379 yards/2 TD

**Passing Leader**

Steve Young ..... 279 att./180 comp./2,517 yards/17 TD/8 int.  
Steve Bono ..... 237 att./141 comp./1,617 yards/11 TD/4 int.

**Receiving Leaders**

Jerry Rice, WR ..... 80 rec./1,206 yards/14 TD  
John Taylor, WR ..... 64 rec./1,011 yards/9 TD  
Tom Rathman, RB ..... 34 rec./286 yards

**Last Meeting****November 17, 1991(A) — San Francisco 14, Cardinals 10**

The Cardinals dropped their fourth consecutive outing in quarterback Stan Gelbaugh's first NFL start. The defensive struggle remained in doubt until the game's final minute when Phoenix drove its final possession inside the 49ers' 10-yard line before three consecutive Gelbaugh passes into the end zone fell incomplete. The Cardinal offensive struggles continued with 13 first downs and 176 total yards (112 passing, 49 rushing). However, after directing an offense that gained only 12 net yards and was minus 22 yards passing in the first half, Gelbaugh directed an encouraging second-half attack that included 164 total yards, 12-for-21 marksmanship for 124 yards passing, one touchdown pass, and the near-miss final drive. The Phoenix defense limited the 49ers to 257 total yards (169 passing, 88 rushing) and held San Francisco scoreless until 23 seconds remained in the first half. Rookie defensive lineman Eric Swann posted his first two-sack game in his second NFL start.

**Series Notes**

The Cardinals and 49ers have staged an even if abbreviated series that lists only 17 all-time meetings since 1951 — the 49ers hold a narrow 9-8 lead by virtue of last season's narrow victory at Candlestick Park ... the Cardinals' 23-0 come-from-behind shocker over the defending Super Bowl champions in 1968 after trailing 23-0 broke a string of five consecutive 49er wins ... the Cardinals are 3-4 at home against the 49ers and 1-0 in the only Arizona meeting.

▲ **Seattle Seahawks**Saturday, August 22 • 7:30 p.m. (Preseason)  
Kingdome

1991 Record: 7-9 (4th place in AFC West)  
Address: 11220 N.E. 53rd St., Kirkland, WA 98033  
Owner: Ken Behring  
Head Coach: Tom Flores (first season with Seattle, 91-56 in nine seasons with L.A. Raiders)  
Public Relations: Gary Wright  
Office Phone: (206) 827-9777  
Home Stadium: Kingdome (64,984)  
Team Colors: Blue, green, and silver  
Division: AFC West

**Scoring Leaders**

John Kasay, K ..... 102 points  
John L. Williams, RB ..... 30 points  
Derrick Fenner, RB ..... 24 points  
John Tice, TE ..... 24 points

**Rushing Leaders**

John L. Williams, RB ..... 188 att./741 yards/4 TD  
Derrick Fenner, RB ..... 91 att./267 yards/4 TD

**Passing Leader**

Dave Kneig ..... 285 att./187 comp./2,080 yards/11 TD/12 int.  
Jeff Kemp ..... 181 att./94 comp./1,207 yards/4 TD/12 int.

**Receiving Leaders**

Brian Blades, WR ..... 70 rec./1,003 yards/2 TD  
John L. Williams, RB ..... 61 rec./499 yards/1 TD  
Tommy Kane, WR ..... 50 rec./763 yards/2 TD

**Last Meeting****September 17, 1989(A) — Cardinals 34, Seattle 24**

The Cardinals journeyed to Seattle and silenced the normally boisterous Kingdome partisans with a 34-24 victory. The Cards' veteran wide receiver tandem of Roy Green and J.T. Smith were the chief culprits, benefitting from the marksmanship of quarterback Gary Hogeboom. Phoenix controlled the ball successfully, scored touchdowns on drives that began at its 4, 10, 22, and 26 yard lines, and converted 10 of 12 third-down plays. The injury-depleted Cardinal defense also earned plaudits by limiting the Seahawks' vaunted ground game to 77 net yards. Seattle also converted only two of 11 third-down plays. Hogeboom stood tall behind an offensive line that did not allow a quarterback sack for the second consecutive week. The new Cardinal signal-caller completed eight of nine passes in the second half for 119 yards and three touchdowns. Green's second and third touchdown grabs were the 61st and 62nd six-pointers of his career, eclipsing receiver Sonny Randle's franchise mark of 60.

**Series Notes**

The Cardinals and Seahawks meet in the preseason for the sixth consecutive year ... the Cards are 2-3 during that span, including last August's 31-13 Kingdome victory ... the Seahawks never have beaten the Cardinals during the regular season ... the Cardinals have won all three regular-season battles—30-24 at Seattle in 1976, 33-28 at St. Louis in 1984, and 34-24 in the Kingdome in 1989.

## ▲ Tampa Bay Buccaneers

Sunday, September 6 • 1:00 p.m.

Tampa Stadium

Sunday, December 27 • 2:00 p.m.

Sun Devil Stadium

1991 Record: 3-13 (5th place in NFC Central)  
Address: One Buccaneer Place, Tampa, FL 33607

Owner: Hugh F. Culverhouse

Head Coach: Sam Wyche (first season with Tampa Bay;  
64-68 in eight seasons with Cincinnati)

Public Relations: Rick Odioso

Office Phone: (813) 870-2700

Home Stadium: Tampa Stadium (74,315)

Team Colors: Florida orange, white, and red

Division: NFC Central

### Scoring Leaders

Jeff Christie, K	67 points
Reggie Cobb, RB	42 points
Lawrence Dawsey, WR	24 points

### Rushing Leaders

Reggie Cobb, RB	196 att./752 yards/7 TD
Gary Anderson, RB	72 att./263 yards/1 TD

### Passing Leader

Vinny Testaverde	326 att./166 comp./1,994 yards/8 TD/15 int.
Chns Chandler	104 att./53 comp./557 yards/4 TD/8 int.

### Receiving Leaders

Lawrence Dawsey, WR	55 rec./818 yards/3 TD
Mark Carner, WR	47 rec./698 yards/2 TD
Ron Hall, TE	31 rec./284 yards

### Last Meeting

November 26, 1989 (H) — Tampa Bay 14, Cardinals 13

Kicker Al Del Greco's bid for his third field goal of the game sailed wide left with one second remaining as Tampa Bay bettered Phoenix 14-13 to spoil Hank Kuhlmann's debut as the Cardinals' interim head coach. Del Greco's miss was merely the Cards' final frustration. On their second possession in the scoreless contest, running back Tony Jordan's fourth-down goal-line dive ended in midair short of paydirt. The Cardinal defense appeared to force a touchdown-producing fumble in the first quarter but the play was ruled an "in the grasp" quarterback sack. The Cards also appeared to record an "in the grasp" safety but Buc quarterback Vinny Testaverde's incomplete pass was allowed. Phoenix fumbled the ball away twice in the fourth quarter. Nevertheless, the Cards put themselves in position to win when strong safety Tim McDonald intercepted his seventh pass of the season with 4:02 to play. But after the Cards were unable to move the ball, the Bucs drove 82 yards in 14 plays for the game-winning touchdown pass.

### Series Notes

The Cardinals and Buccaneers, who have met only 10 times, face each other twice this season for the third time in the past six years ... the previous two back-to-back seasons were the 1986 and '87 campaigns, four meetings swept by the Cardinals ... the Cards hold a 6-4 edge in the all-time series that began in 1977 when the Buccaneers prevailed 17-7 at Tampa Stadium, the second-year franchise's first home victory in its final home game of the year and 14th overall ... the Cardinals had won five consecutive contests before the Bucs broke the streak with a 14-13 win at Sun Devil Stadium in 1989; the last meeting between the clubs ... only three of the 10 meetings have been staged on the Cardinals' home field.

## ▲ Washington Redskins

Sunday, October 4 • 1:00 p.m.

Sun Devil Stadium

Sunday, November 29 • 11:00 a.m.

R.F.K. Stadium

1991 Record: 14-2 (1st place in NFC East; Super Bowl champions)

Address: 21300 Redskins Park Drive, Ashburn, VA 22011

Chairman of the Board-CEO: Jack Kent Cooke

Head Coach: Joe Gibbs (11th season, 130-55)

Public Relations: Charlie Dayton

Office Phone: (703) 471-9100

Home Stadium: RFK Stadium (55,683)

Team Colors: Burgundy and gold

Division: NFC East

### Scoring Leaders

Chip Lohmiller, K	149 points
Gerald Riggs, RB	66 points
Gary Clark, WR	60 points
Art Monk, WR	48 points

### Rushing Leaders

Earnest Byner, RB	274 att./1,048 yards/5 TD
Ricky Ervins, RB	145 att./680 yards/3 TD
Gerald Riggs, RB	78 att./248 yards/11 TD

### Passing Leader

Mark Rypien	421 att./249 comp./3,564 yards/28 TD/11 int.
-------------	--

### Receiving Leaders

Art Monk, WR	71 rec./1,049 yards/8 TD
Gary Clark, WR	70 rec./1,340 yards/10 TD
Ricky Sanders, WR	45 rec./580 yards/5 TD

### Last Meeting

December 8, 1991 (H) — Washington 20, Cardinals 14

The Cardinals extended the eventual Super Bowl champions before falling 20-14. Phoenix took an unexpected 14-0 half-time lead when running back Johnny Johnson capped drives with short runs of one and three yards. Johnson's first score came seven plays after special teamer Steve Hyche recovered a fumbled punt at the Redskin 40 yard line. Washington dominated the second half, holding the Cardinals scoreless and limiting them to 40 total yards (17 rushing, 23 passing) while posting 20 points. The Redskins drove 80 yards in 12 plays for a touchdown following the second-half kickoff. It marked the seventh time in 14 outings the Cardinals' opponent scored a touchdown with its first second-half possession. Strong safety Dave Duerson enjoyed a spectacular day as the replacement for injured Tim McDonald, posting a team season high of 16 tackles (11 solo).

### Series Notes

The Redskins have won 29 of the last 34 games and hold a 57-31-1 advantage in the series dating to 1937 ... the Cards' last series victory, a 30-21 win on Sept. 25, 1988 that provided the franchise its first home-field success in Arizona, was sandwiched between seven-game Redskins series winning streaks ... the Cards have lost 13 consecutive times at R.F.K. Stadium, last winning there in 1978 ... the two rivals have played twice a season since 1970.

# KEY NFL DATES

- Sept. 17, 1920 ..... Chicago Cardinals and Decatur (Ill.) Staley's
- Aug. 27, 1921 ..... Green Bay Packers
- Jan. 28, 1922 ..... Decatur Staley's transferred to Chicago Bears
- Aug. 1, 1925 ..... New York Giants; Detroit (withdrew July 27, 1927); reinstated August 12, 1928; declared inactive July 12, 1930; Portsmouth franchise moved to Detroit June 20, 1934.
- July 8, 1922 ..... Inactive Boston franchise transferred to syndicate headed by George Preston Marshall. Named Boston Braves. Changed to Redskins in 1933.
- July 8, 1933 ..... Pittsburgh Steelers.
- July 9, 1933 ..... Philadelphia Eagles (Bert Bell awarded franchise forfeited by Frankford Yellowjackets)
- Feb. 13, 1937 ..... Boston franchise transferred to Washington Redskins
- April 6, 1943 ..... Cleveland Rams (suspended operation for one season; resumed operations April 19, 1944)
- April 19, 1944 ..... Boston Yanks (merged with Brooklyn Tigers April 10, 1945; NFL cancels Boston franchise and awards franchise to Ted Collins as the New York Bulldogs; later the Yanks January 21, 1949; league purchases assets of Yanks, awards franchise to Dallas Texans January 19, 1952; franchise transferred to Baltimore January 23, 1953).
- Jan. 12, 1946 ..... Cleveland Rams transferred to Los Angeles Rams.
- Dec. 9, 1949 ..... Baltimore Colts, Cleveland Browns, San Francisco 49ers join the NFL from the AAC. Baltimore disbanded following 1950 season.
- Jan. 23, 1953 ..... Baltimore (see Boston Yanks above)
- Aug. 14, 1959 ..... AFL organization meeting; New York, Dallas, Denver, Los Angeles, Houston, and Minneapolis.
- Oct. 28, 1959 ..... Buffalo Bills admitted to AFL
- Nov. 22, 1959 ..... Boston Patriots admitted to AFL.
- Jan. 27, 1960 ..... Minneapolis withdraws from AFL.
- Jan. 28, 1960 ..... Dallas Cowboys awarded NFL franchise for 1960, Minnesota Vikings awarded NFL franchise for 1961.
- Jan. 30, 1960 ..... Oakland Raiders admitted to AFL.
- Mar. 13, 1960 ..... The Chicago Cardinals are transferred to St. Louis.**
- Feb. 10, 1961 ..... AFL Los Angeles Chargers transferred to San Diego.
- Feb. 8, 1963 ..... AFL Dallas Texans transferred to Kansas City Chiefs.
- June 30, 1965 ..... Atlanta Falcons awarded NFL franchise for 1968.
- Aug. 16, 1965 ..... Miami Dolphins awarded AFL franchise for 1966.
- June 8, 1966 ..... NFL and AFL agree to form combined league of 24 teams under title of National Football League with regular-season competition to begin in 1970. Preseason games and the Super Bowl to begin in 1967. Pete Rozelle named commissioner.
- Nov. 1, 1966 ..... New Orleans Saints awarded NFL franchise for 1967.
- May 24, 1967 ..... Cincinnati Bengals awarded AFL franchise for 1968.
- May 17, 1970 ..... Baltimore, Cleveland, and Pittsburgh agree to join AFL teams to form American Conference while remaining teams form National Conference.
- April 24, 1974 ..... Tampa Bay Buccaneers awarded NFL franchise for 1976.
- June 4, 1974 ..... Seattle Seahawks awarded NFL franchise for 1976.
- Mar. 15, 1968 ..... The St. Louis Cardinals are transferred to Phoenix.**
- Mar. 22, 1989 ..... Commissioner Pete Rozelle announces his resignation.
- Nov. 6, 1989 ..... Paul Tagliabue is named NFL commissioner.



# SUN DEVIL STADIUM

Sun Devil Stadium, home to Arizona State University football since 1958 and the Fiesta Bowl since 1971, added the National Football League to its glamorous past in 1988 when the Phoenix Cardinals also took residence in one of the nation's finest football facilities.

Literally carved from the desert, Sun Devil Stadium sits in a spectacular setting between two mountain buttes in Tempe, Arizona southeast of Phoenix.

Originally erected in 1958, Sun Devil Stadium has been expanded four times (1976, '77, '88, and '89). Capacity for NFL football in 1992 will be 73,473.

Improvements costing over \$21 million the past five years have made the facility a football showcase.

A \$1.67 million field renovation (lowering and widening), completed in June of 1992, is the most recent upgrade. Besides providing significantly more sideline space, the project also changed the look of the stadium by removing the characteristic moats in favor of field-level walkways. Ninety thousand square feet of Tifway 419 sod, the same grass that adorns the Cardinals' state-of-the-art training facility, covers a unique layering support system that includes hot-water tubes designed to fool Mother Nature (delay dormancy) and promote growth during cooler months. Although approximately 1,300 seats were lost during the renovation, the project eliminated sight-line problems that had caused obstructed views from lower-row seats.

The bowl (south) end was connected three years ago by Arizona State's dramatic six-story Intercollegiate Athletic Complex building and an extension of loge-level seats. A state-of-the-art video replay scoreboard and locker rooms in the north end also were added. The color video replay system, situated in the southwest corner, offers fans instant replays of game action. A complementary matrix board for messages and statistical information sits in the southeast corner.

In 1989, \$11.5 million was spent to construct a three-story, 60,000 square-foot building atop the upper deck on the west side containing two 30-suite levels and topped by a modern press box and eight additional private suites. Served by four industrial-sized elevators—one for the media and three for the public—the addition offers working space for 200 sportswriters, broadcast booths, booth space for statistical crews, coaches, public address personnel, security, scoreboard operations, and replay officials, and a rooftop camera deck in addition to suite seating for over 900 fans.

Sun Devil Stadium proved a most hospitable host to the Cardinals in the team's inaugural season in Arizona in 1988 when seven of the Cards' eight regular-season home games broke the club's previous single-game attendance record. The season total of 472,937 fans also easily eclipsed the Cardinal franchise's single-season home attendance mark.



*Picturesque Sun Devil Stadium is situated between two buttes on the campus of Arizona State University.*



# TRAINING FACILITY

Rising from a former cotton field in south Tempe is the Cardinals' training facility and corporate headquarters.

Covering 14.7 acres of land, the Cardinals' home since September of 1990 is a 94,000 square-foot state-of-the-art facility sporting desert building materials, and three and one-half acres of Southwestern (Sonoran) desert landscaping that leaves no doubt where the team proudly calls home.

Possessing many characteristics that distinguish it as both a football facility and an Arizona landmark, the showcase complex already has won architectural awards.

It incorporates local materials such as copper, desert brick, and clay tile, complemented by desert landscaping which integrate into the natural surroundings.

Environmentally sensitive, it utilizes passive solar energy to light offices and corridors while employing masonry and shadow to eliminate heat.

The interior joins many important concepts. Specificity of design is reflected in the workout areas on the first level where a number of planned activities can occur simultaneously. Facilities are situated along a logical traffic pattern to accommodate a progressive flow of activities.

The first floor consists of player facilities that include the training area, an auditorium, locker room, hydrotherapy (15-player in-floor sauna and cold plunge) and spa rooms, indoor/outdoor weight-training room, offensive and defensive meeting rooms, and film/videotape rooms open to three playing fields (one lighted) on nearly five acres of land.

The second floor comprises the administration and operations areas that include the coaching staff's offices. On the second and third floors, natural lighting and breezeways combine with advanced communications technology to create the most flexible office space possible. The integration of current electronic and construction technologies also makes the facility more economical to operate and easier to maintain.

The main building is flanked by a two-story attached building that includes a public area, the ticket office, and the public relations department housing a media center complete with custom-designed work carrels, private interview rooms, televisions, and a reference library, and another two-story building housing two handball courts to complete the NFL's newest complex.

Tifway 419 sod, the same hybrid used for golf course putting greens, covers seven and one-half acres on the east side of the building and includes three laser-leveled side-by-side practice fields. Underneath lies a complex drainage system constructed with drainage tiles that accommodate as much as three inches of rain water that can be drained from all three fields, making the fields playable within three hours.

Furthermore, many details are invisible to the naked eye. The fields and team building are set at the same angle as Sun Devil Stadium, the Cards' home field at Arizona State University, allowing simulation of the position of the sun under game conditions.



*The Cardinals' state-of-the-art training facility in south Tempe, Arizona covers 14.7 acres of land and offers 94,000 square feet of space and three practice fields.*

# MEDIA DIRECTORY

## ▲ Newspapers

- Arizona Republic, 120 E. Van Buren, Phoenix, AZ 85004, 602/271-8251 FAX: 271-8295  
Lloyd Herberg (B), Bob Eger (B), Steve Schoenfeld (NFL B), Jeff Dozhaba (SE), Bob Jacobsen (C), Bob Hurt (C), David Cassestevens (C), Bob Cohn (R-TV)
- Phoenix Gazette, 120 E. Van Buren, Phoenix, AZ 85004, 602/271-8644 FAX: 271-8911  
Jon Masson (B), Don Ketchum (B), Don Henninger (SE), Charlie Scheeler (Asst. SE), Joe Gilmartin (C), Tim Tyers (C), Chris Cobbs (C)
- Mesa Tribune, 120 W. First Avenue, Mesa, AZ 85201, 602/898-6525 FAX: 898-6362  
Scott Bordow (B), Dave Lumia (SE), Mark Emmons (C), Bob Moran (C)
- Scottsdale Daily Progress, 7302 E. Earl Drive, Scottsdale, AZ 85251, 602/970-2345 FAX: 946-9354  
Jerry Brown (B), Bob Smdr (SE)
- Arizona Daily Star, 4850 S. Park Avenue, Tucson, AZ 85726, 602/573-4145 FAX: 573-4144  
Jack Magruder (B\*), Chuck Kramer (SE), Greg Hansen (C)  
\*Magruder covers the Cardinals from Phoenix. Address correspondence to 5890 W. Commonwealth Avenue, Chandler, AZ 85226
- Tucson Citizen, 4850 S. Park Avenue, Tucson, AZ 85726, 602/573-4635 FAX: 573-4569  
Ken Brazzle (B), Peter Madrid (SE), Corly Simpson (C)
- Arizona Daily Sun, 417 W. Santa Fe, Flagstaff, AZ 86001, 602/779-3091 FAX: 773-1934  
Jim Carty (B), Steve Cameron (SE), Mike Fazioli
- Sun City Daily News-Sun, 10102 Santa Fe Drive, Sun City, AZ 85372, 602/977-8351  
Rich Bolas (SE)
- Yuma Daily Sun, 2055 Arizona Avenue, Yuma, AZ 85364, 602/782-6528  
Bob Romantic (SE)
- Prescott Courier, 147 N. Cortez, Prescott, AZ 86302, 602/445-3333  
Dan Beeson (SE)

## ▲ Wire Services

- Associated Press, 505 N. Second Street #120, Phoenix, AZ 85004, 602/258-8934 FAX: 254-9573  
Mel Reisner (SE)


## ▲ Radio Stations

- KTAR (620 AM, Cardinal flagship), 301 W. Osborn, Phoenix, AZ 85013, 602/274-6200 FAX: 266-3858  
Tom Dillon (PBP), Jude LaCava (TS), Greg Schulte (SR), Todd Walsh (TS, SP)
- KFYI (910 AM), 631 N. First Avenue, Phoenix, AZ 85003, 602/258-5922
- KTUC (1400 AM, Cardinal network), 2761 N. Country Club, Tucson, AZ 85716, 602/326-8788  
Mike Gabrielson (SD, TS)
- KNST (940 AM), 4400 E. Broadway #200, Tucson, AZ 85711, 602/323-9400  
Brian Jeffries (SD), Paul Johnson (TS)
- KVNA (690 AM, 97.5 FM, Cardinal network), 2690 Huntington Drive, Flagstaff, AZ 86004, 602/526-2700  
Mike McLeskey (SD)

## ▲ Television Stations

- KTVK-TV (ABC, channel 3, preseason TV outlet, Monday Night Cardinal Report, and Cardinal Preview), 3435 N. 16th Street, Phoenix, AZ 85016, 602/263-3333 FAX: 263-3377  
Mike Chamberlin (SD, CC), Tim Healey (SR, PBP), Neil Lomax (CC), Gil Tyree (SR), Steve Wiegall (SP), Patrick Sturgeon (SP), Tony Kovaleski (SP)
- KPHO-TV (Ind., channel 5), 4016 N. Black Canyon Hwy., Phoenix, AZ 85017, 602/264-1000 Night: 266-9106 FAX: 263-8819  
Jon Britton (SD), Scott Hansen (SR)
- KTSP-TV (CBS, channel 10), 511 E. Adams Street, Phoenix, AZ 85003, 602/262-5109 FAX: 262-0181  
J.D. Hayworth (SD), Kevin McCabe (SR), Fred DeLuca (SP)
- KPNX-TV (NBC, channel 12), 1101 N. Central Avenue, Phoenix, AZ 85004, 602/257-6630 FAX: 257-6619  
Bill Denny (SD), Steve Pascente (SR), Mark Lewis (SR), Bruce Cooper (SP)
- KVOA-TV (NBC, channel 4), 209 W. Elm Tucson, AZ 85705, 602/624-2477  
Dan Ryan (SD), Pete Delgado (SR), Dan Harnden (SP)
- KGUN-TV (ABC, channel 9), 7280 Rosewood, Tucson, AZ 85710, 602/792-9933  
Dave Silver (SD), Sabrina Dorsey (SR)
- KOLD-TV (CBS, channel 13), 115 W. Drachman, Tucson, AZ 85705, 602/624-2511  
Mark Herenschmidt (SD), Mark Rubin (SR)

Coding—Beat (B), Columnist (C), Sports Editor (SE), Sports Director (SD), Sports Reporter (SR), Sports Producer (SP), Talk Show (TS), Color Commentary (CC), Play-By-Play (PBP)



**“Sports is  
not life or  
death. It’s  
entertainment.”**

— *David Casstevens*  
*Republic Sports Columnist*

**THE ARIZONA REPUBLIC**

**Because  
it’s more  
than just  
a game**

Joe Gilmartin  
Gazette Sports Columnist

**THE  
PHOENIX  
GAZETTE**

News That Hits Close To Home.

