



# World Mixed Doubles Curling Championship 23.04. - 30.04.2014

# RESULTS BOOK



## Medallists

As of WED 30 APR 2014

Medal	Team	Name	Gender
<b>Gold</b>	Switzerland	GRIBI Michelle	F
		GRIBI Reto	M
		MOORE AI	
<b>Silver</b>	Sweden	JOHANSSON Camilla	F
		NOREEN Per	M
		ANDERSSON Mikael	
<b>Bronze</b>	Spain	GARCIA Irantzu	F
		VEZ Sergio	M
		WHYTE Ruaraidh	

**LEGEND**  
F Female

M Male

## Final Standings

Rank	Team	Female Player	Male Player	Group Rank	DSC
1	Switzerland	GRIBI Michelle	GRIBI Reto		Gold Medal
2	Sweden	JOHANSSON Camilla	NOREEN Per		Silver Medal
3	Spain	GARCIA Irantzu	VEZ Sergio		Bronze Medal
4	Hungary	PALANCSA Dorottya	KISS Zsolt		
5	Norway	SKASLIEN Kristin Moen	NEDREGOTTEN Magnus		
6	Russia	MOISEEVA Viktoriia	KRUSHELNITSKIY Aleksandr		
7	Czech Republic	HAJKOVA Zuzana	PAUL Tomas		
8	Austria	FISCHER Claudia	ROTH Christian		
9	Canada	TUCK Kimberly	TUCK Wayne		
10	Scotland	AITKEN Gina	MOUAT Bruce		
11	China	LIU Si Jia	GUO Wen Li		
12	Australia	WEEDEN Laurie	PALANGIO Ian		
13	France	CHARLET Delphine	ANGIBOUST Tony	D4	16.55 cm
14	Finland	JUHASZ Eszter	UUSIPAAVALNIEMI Markku	B4	31.80 cm
15	Korea	LEE Hyein	BEAK Jongchul	A4	102.47 cm
16	Poland	WALCZAK Adela	PIWOROWICZ Lukasz	C4	128.65 cm
17	Latvia	REGZA Dace	REGZA Ansis	B5	29.60 cm
18	Japan	SATOH Mitsuki	MOCHIDA Yasuo	C5	36.93 cm
19	United States of America	MEECHAI Joyance	GEBAUER Steve	D5	53.37 cm
20	Wales	WATSON Dawn	MEIKLE Adrian	A5	85.90 cm
21	New Zealand	TAYLOR Waverley	THOMSON Kenny	D6	38.48 cm
22	Estonia	MOELDER Maile	LILL Erkki	B6	45.74 cm
23	Romania	BUTUCEA Diana	COLIBAN Allen	C6	79.32 cm
24	Italy	RICCA Giorgia	GONIN Alessio	A6	88.24 cm
25	Netherlands	NEELEMANN Marianne	WIEBE Ezra	C7	33.65 cm
26	Ireland	KERR Louise	FUREY John	D7	41.25 cm
27	Denmark	HERTSDAHL Louise	CHRISTENSEN Flemming	A7	55.60 cm
28	Kazakhstan	TEN Olga	ORLOV Aleksandr	B7	63.07 cm
29	Slovakia	KVARDOVA Veronika	DERZSI Ladislav	C8	73.78 cm
30	Slovenia	JURINCIC Valentina	CULIC Jure	B8	79.94 cm
31	Belarus	KIRILLOVA Ekaterina	KIRILLOV Dmitry	A8	80.03 cm
32	Germany	FISCHER Andrea	KNOHL Stefan	D8	92.62 cm
33	England	WARD Angharad	ZACHARY Bryan	A9	60.96 cm
34	Brazil	LIMA Aline	MELLO Marcelo	B9	126.00 cm

### NOTE

Final standings are based on play-off results and group standings. Loser of the quarterfinal and qualification sessions, as well as teams with the same group rank, are ranked according to the "Merged Group Standings".

## Competition Summary

As of WED 30 APR 2014

Session	Date	Time	Sheet A	Sheet B	Sheet C	Sheet D	Sheet E
Session 1	24 Apr	08:15	KOR - ITA 8:3	RUS - DEN 9:8	BLR - HUN 2:9	AUT - WAL 7:9	CZE - ROU 14:2
Session 2	24 Apr	12:00	KAZ - SLO 9:3	CAN - SWE 6:7	SCO - LAT 8:4	FIN - EST 6:5	JPN - SVK 5:4
Session 3	24 Apr	15:45	NED - POL 4:5	AUS - SUI 2:9	USA - GER 10:2	FRA - NZL 9:3	CHN - IRL 9:4
Session 4	24 Apr	19:30	HUN - DEN 7:6	ITA - WAL 5:8	ENG - RUS 6:7	BLR - KOR 5:8	ESP - NOR 6:8
Session 5	25 Apr	08:00	LAT - CAN 5:10	SLO - EST 6:7	JPN - ROU 10:6	SWE - BRA 13:1	KAZ - SCO 4:6
Session 6	25 Apr	11:15	WAL - RUS 1:14	ENG - BLR 8:9	KOR - AUT 6:7	AUS - POL 9:5	HUN - ITA 10:1
Session 7	25 Apr	14:30	IRL - FRA 8:9	NZL - CHN 7:9	NOR - USA 8:4	CZE - SVK 7:6	NED - SUI 8:5
Session 8	25 Apr	17:45	BRA - SCO 1:14	KAZ - FIN 7:8	GER - ESP 7:10	LAT - SLO 11:6	EST - SWE 2:6
Session 9	25 Apr	21:00	BLR - AUT 4:9	KOR - HUN 3:12	ITA - DEN 8:5	WAL - ENG 9:7	AUS - JPN 6:5
Session 10	26 Apr	08:00	ESP - CHN 5:4	POL - SVK 5:4	CZE - NED 8:5	GER - IRL 5:6	FRA - USA 8:1
Session 11	26 Apr	11:15	NOR - NZL 12:4	FIN - SCO 5:6	EST - BRA 12:3	KAZ - LAT 9:5	SLO - CAN 4:8
Session 12	26 Apr	14:30	SUI - ROU 10:5	AUT - RUS 5:7	HUN - WAL 10:8	DEN - BLR 11:5	ENG - KOR 2:10
Session 13	26 Apr	17:45	FRA - ESP 4:6	NED - JPN 2:6	IRL - NOR 2:9	USA - CHN 6:8	NZL - GER 6:7
Session 14	26 Apr	21:00	SWE - FIN 7:5	EST - LAT 6:9	BRA - KAZ 8:3	SCO - CAN 6:9	ROU - POL 3:7
Session 15	27 Apr	08:00	CZE - AUS 7:6	BLR - ITA 3:10	AUT - ENG 15:4	RUS - HUN 5:4	DEN - WAL 6:2
Session 16	27 Apr	11:15	SVK - SUI 3:12	GER - FRA 1:13	ESP - NZL 2:8	CHN - NOR 2:6	BRA - FIN 1:13
Session 17	27 Apr	14:30	CAN - EST 8:7	USA - IRL 10:0	LAT - SWE 2:9	SLO - SCO 2:12	POL - CZE 2:9
Session 18	27 Apr	17:45	CHN - GER 12:2	HUN - ENG 9:3	ROU - AUS 5:7	JPN - SUI 7:8	SVK - NED 8:9
Session 19	27 Apr	21:00	NZL - USA 7:9	IRL - ESP 5:10	DEN - KOR 5:6	ITA - AUT 5:8	RUS - BLR 15:1
Session 20	28 Apr	08:00	SCO - SWE 4:5	SVK - ROU 6:10	FIN - SLO 6:8	CAN - KAZ 7:5	LAT - BRA 10:3
Session 21	28 Apr	11:15	JPN - CZE 5:6	WAL - KOR 2:9	SUI - POL 11:1	NED - AUS 3:9	NOR - FRA 9:4
Session 22	28 Apr	14:30	EST - KAZ 9:7	BRA - CAN 3:10	RUS - ITA 9:5	ENG - DEN 11:7	AUT - HUN 5:9
Session 23	28 Apr	17:45	POL - JPN 8:5	SUI - CZE 6:4	AUS - SVK 7:4	ESP - USA 7:1	IRL - NZL 8:9
Session 24	28 Apr	21:00	FIN - LAT 11:7	NOR - GER 9:4	CHN - FRA 7:6	ROU - NED 7:3	SWE - SLO 9:2
Session 25	29 Apr	08:00	ITA - ENG 8:2	DEN - AUT 4:7	WAL - BLR 7:2	KOR - RUS 5:8	SCO - EST 10:4
Session 26	29 Apr	11:15	SLO - BRA 11:4	SWE - KAZ 8:6	CAN - FIN 7:3		
Qual. Sess.	29 Apr	15:30	HUN - SCO 7:5		AUS - ESP 6:7	CAN - AUT 6:7	CHN - CZE 5:6
Quarterfinals	29 Apr	20:00	SUI - AUT 9:7	RUS - ESP 7:9	NOR - HUN 4:7	SWE - CZE 10:5	
Semifinals	30 Apr	10:15	HUN - SWE 3:7			ESP - SUI 5:8	
Finals	30 Apr	15:30		ESP - HUN 7:4	SWE - SUI 6:8		

## Competition Summary

As of WED 30 APR 2014

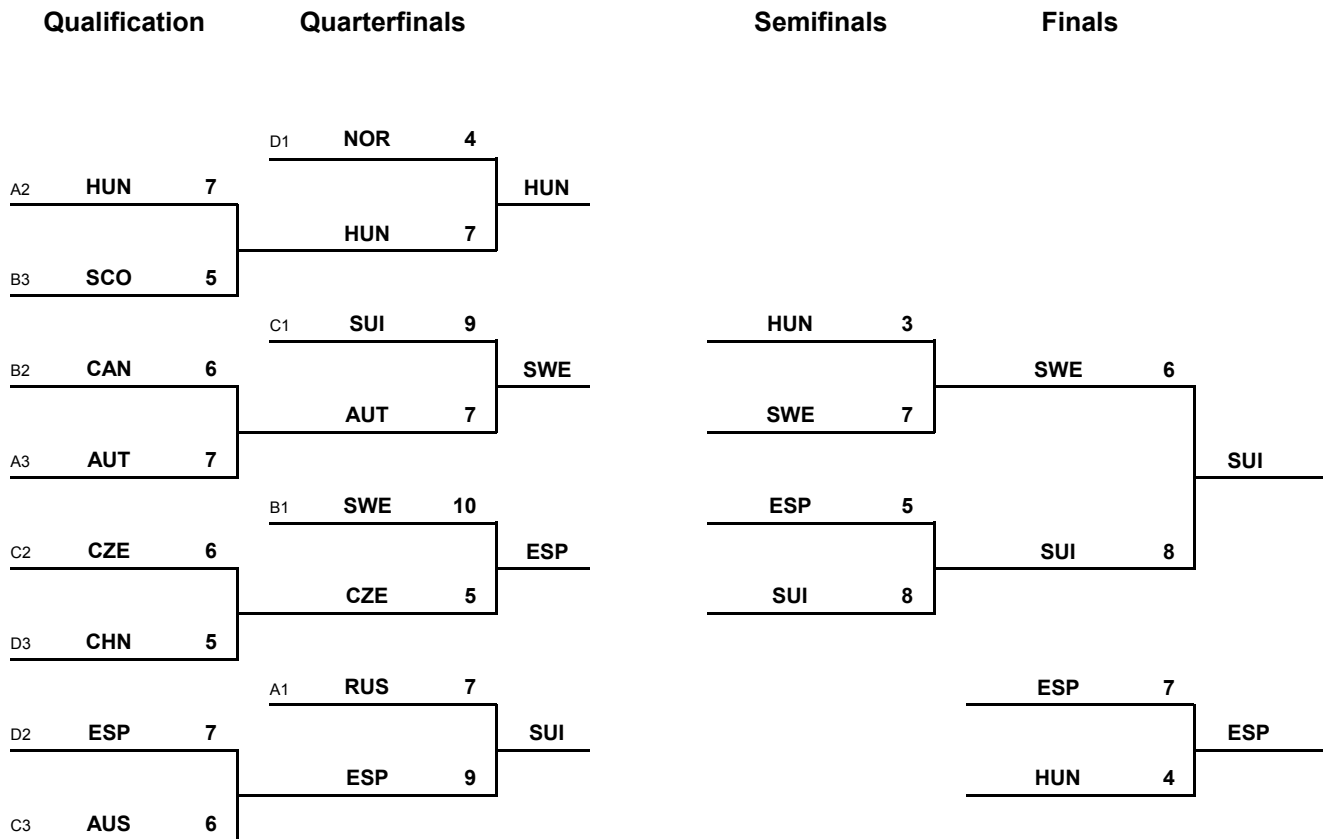
### Standings after Round Robin

Rank	Team	Games	Wins	Losses		
<b>A Group</b>						
1	RUS - Russia	8	8	0	Q	
2	HUN - Hungary	8	7	1	Q	
3	AUT - Austria	8	5	3	Q	w1
4	KOR - Korea	8	5	3		w0
5	WAL - Wales	8	4	4		
6	ITA - Italy	8	3	5		
7	DEN - Denmark	8	2	6		
8	BLR - Belarus	8	1	7		w1
9	ENG - England	8	1	7		w0
<b>B Group</b>						
1	SWE - Sweden	8	8	0	Q	
2	CAN - Canada	8	7	1	Q	
3	SCO - Scotland	8	6	2	Q	
4	FIN - Finland	8	4	4		
5	LAT - Latvia	8	3	5		w1
6	EST - Estonia	8	3	5		w0
7	KAZ - Kazakhstan	8	2	6		w1
8	SLO - Slovenia	8	2	6		w0
9	BRA - Brazil	8	1	7		
<b>C Group</b>						
1	SUI - Switzerland	7	6	1	Q	w1
2	CZE - Czech Republic	7	6	1	Q	w0
3	AUS - Australia	7	5	2	Q	
4	POL - Poland	7	4	3		
5	JPN - Japan	7	3	4		
6	ROU - Romania	7	2	5		w1
7	NED - Netherlands	7	2	5		w0
8	SVK - Slovakia	7	0	7		
<b>D Group</b>						
1	NOR - Norway	7	7	0	Q	
2	ESP - Spain	7	5	2	Q	w1
3	CHN - China	7	5	2	Q	w0
4	FRA - France	7	4	3		
5	USA - United States of America	7	3	4		
6	NZL - New Zealand	7	2	5		
7	IRL - Ireland	7	1	6		w1
8	GER - Germany	7	1	6		w0

## Competition Summary

As of WED 30 APR 2014

### Championship Bracket

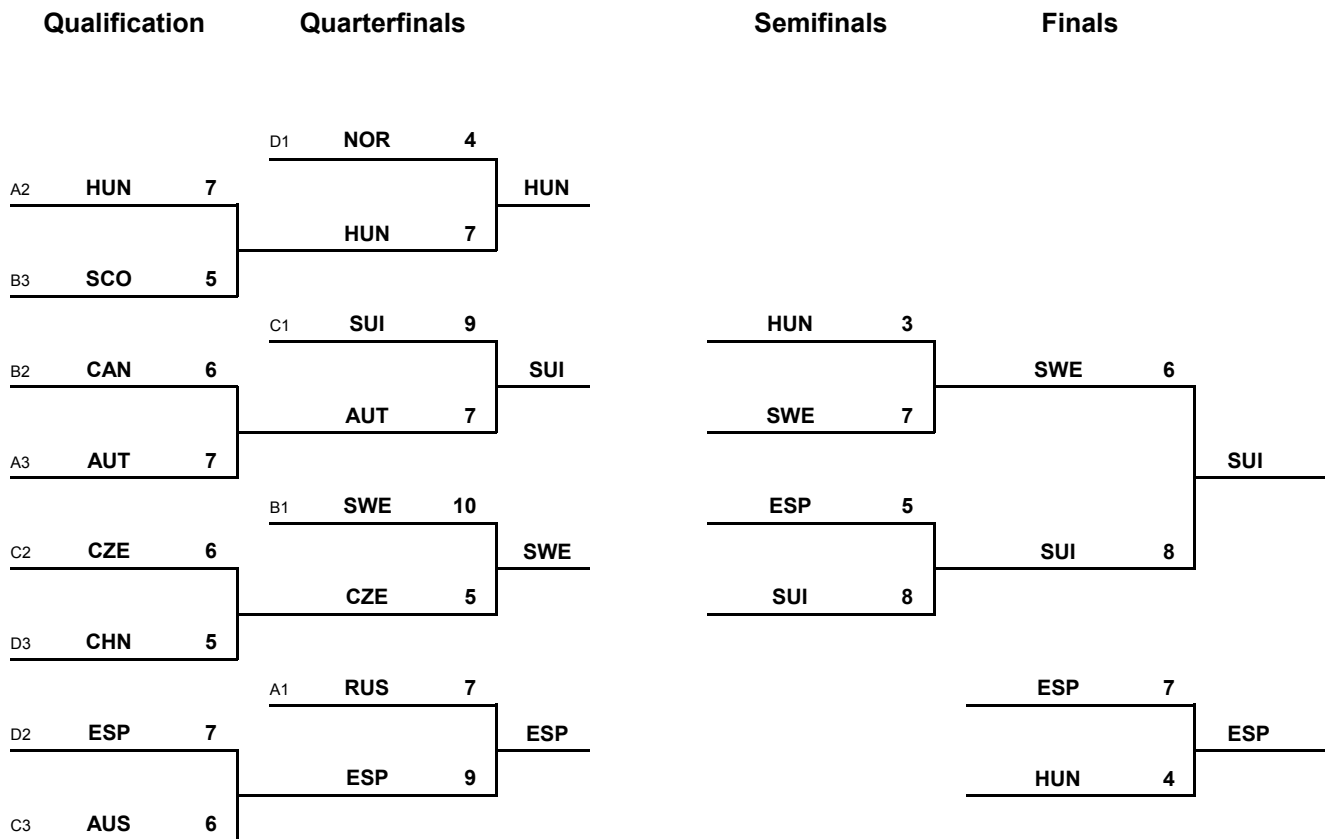


**LEGEND**  
**Q** Qualified for the play-offs      **wx** Number of wins (x) against tied teams

### Session Results and Standings

Sheet	Game	Team	LSFE	1	2	3	4	5	6	7	8	Extra Ends	Total
<b>B</b>	11	ESP - Spain		0	2	1	1	1	0	2	0		7
	12	HUN - Hungary	*	1	0	0	0	0	2	0	1		4
<b>C</b>	11	SWE - Sweden		0	3	2	0	0	0	0	1		6
	10	SUI - Switzerland	*	1	0	0	2	2	1	2	0		8

### Championship Bracket



<b>LEGEND</b>	<b>An</b> Final Rank in A Group	<b>Bn</b> Final Rank in B Group	<b>Cn</b> Final Rank in C Group
	<b>Dn</b> Final Rank in D Group	<b>LSFE</b> (*) Last stone first end	

Gold Medal Game

WED 30 APR 2014  
Start Time 15:30

Game Results

Sheet	Game	Team	LSFE	1	2	3	4	5	6	7	8	Extra Ends	Total
C	11	SWE - Sweden		0	3	2	0	0	0	0	1		6
	10	SUI - Switzerland	*	1	0	0	2	2	1	2	0		8

SWE - Sweden		Game	All
F	JOHANSSON Camilla	59 %	73 %
M	NOREEN Per	58 %	76 %
Team Total		59 %	75 %

SUI - Switzerland		Game	All
F	GRIBI Michelle	63 %	68 %
M	GRIBI Reto	75 %	74 %
Team Total		70 %	72 %

Time remaining: 0 minutes 46 seconds

Last Stone Draw: 25.1 cm

Time remaining: 0 minutes 6 seconds

Last Stone Draw: 0.7 cm

Detailed Game Statistics:

SWE - Sweden		Draws	Takeouts	Total
F	JOHANSSON Camilla	19 59 %	5 60 %	24 59 %
M	NOREEN Per	12 65 %	4 38 %	16 58 %
Team Total		31 61 %	9 50 %	40 59 %

SUI - Switzerland		Draws	Takeouts	Total
F	GRIBI Michelle	13 60 %	3 75 %	16 63 %
M	GRIBI Reto	19 82 %	5 50 %	24 75 %
Team Total		32 73 %	8 59 %	40 70 %

LEGEND

F Female

LSFE (\*) Last stone first end

M Male



**Bronze Medal Game**

WED 30 APR 2014  
Start Time 15:30

**Game Results**

Sheet	Game	Team	LSFE	1	2	3	4	5	6	7	8	Extra Ends	Total
B	11	ESP - Spain		0	2	1	1	1	0	2	0		7
	12	HUN - Hungary	*	1	0	0	0	0	2	0	1		4

ESP - Spain		Game	All
F	GARCIA Irantzu	73 %	63 %
M	VEZ Sergio	85 %	70 %
Team Total		81 %	67 %

HUN - Hungary		Game	All
F	PALANCSA Dorottya	74 %	67 %
M	KISS Zsolt	58 %	72 %
Team Total		68 %	69 %

Time remaining: 2 minutes 42 seconds

Last Stone Draw: 107.0 cm

Time remaining: 6 minutes 16 seconds

Last Stone Draw: 15.0 cm

**Detailed Game Statistics:**

ESP - Spain		Draws	Takeouts	Total
F	GARCIA Irantzu	14 77 %	2 50 %	16 73 %
M	VEZ Sergio	18 89 %	6 75 %	24 85 %
Team Total		32 84 %	8 69 %	40 81 %

HUN - Hungary		Draws	Takeouts	Total
F	PALANCSA Dorottya	18 78 %	6 63 %	24 74 %
M	KISS Zsolt	10 73 %	6 33 %	16 58 %
Team Total		28 76 %	12 48 %	40 68 %

**LEGEND**

F Female

LSFE (\*) Last stone first end

M Male

## Summary of Big Ends

As of WED 30 APR 2014

Points Scored	By	Against	Session	End	Game Result
6	CAN - Canada	LAT - Latvia	5	2	10 : 5
6	ENG - England	DEN - Denmark	22	2	11 : 7
6	NOR - Norway	NZL - New Zealand	11	5	12 : 4
5	AUS - Australia	NED - Netherlands	21	6	9 : 3
5	AUT - Austria	ENG - England	15	1	15 : 4
5	AUT - Austria	ENG - England	15	3	15 : 4
5	CZE - Czech Republic	POL - Poland	17	1	9 : 2
5	DEN - Denmark	BLR - Belarus	12	3	11 : 5
5	EST - Estonia	BRA - Brazil	11	5	12 : 3
5	HUN - Hungary	AUT - Austria	22	3	9 : 5
5	IRL - Ireland	NZL - New Zealand	23	4	8 : 9
5	ITA - Italy	BLR - Belarus	15	1	10 : 3
5	NED - Netherlands	SUI - Switzerland	7	5	8 : 5
5	NOR - Norway	ESP - Spain	4	6	8 : 6
5	RUS - Russia	WAL - Wales	6	3	14 : 1
5	RUS - Russia	BLR - Belarus	19	1	15 : 1
5	SCO - Scotland	LAT - Latvia	2	5	8 : 4
5	SLO - Slovenia	FIN - Finland	20	4	8 : 6
5	SUI - Switzerland	SVK - Slovakia	16	2	12 : 3
5	SUI - Switzerland	AUT - Austria	QF	6	9 : 7
4	AUT - Austria	WAL - Wales	1	7	7 : 9
4	AUT - Austria	BLR - Belarus	9	7	9 : 4
4	CAN - Canada	SCO - Scotland	14	6	9 : 6
4	CAN - Canada	EST - Estonia	17	1	8 : 7
4	CAN - Canada	BRA - Brazil	22	1	10 : 3
4	CHN - China	IRL - Ireland	3	7	9 : 4
4	CHN - China	NZL - New Zealand	7	5	9 : 7
4	CHN - China	USA - United States of America	13	7	8 : 6
4	CHN - China	FRA - France	24	5	7 : 6
4	CZE - Czech Republic	ROU - Romania	1	1	14 : 2
4	CZE - Czech Republic	ROU - Romania	1	4	14 : 2
4	DEN - Denmark	BLR - Belarus	12	6	11 : 5
4	ENG - England	DEN - Denmark	22	4	11 : 7
4	ESP - Spain	GER - Germany	8	4	10 : 7
4	ESP - Spain	IRL - Ireland	19	5	10 : 5
4	EST - Estonia	BRA - Brazil	11	1	12 : 3
4	FIN - Finland	LAT - Latvia	24	6	11 : 7
4	FRA - France	GER - Germany	16	1	13 : 1
4	GER - Germany	ESP - Spain	8	5	7 : 10

## Summary of Big Ends

As of WED 30 APR 2014

Points Scored	By	Against	Session	End	Game Result
4	HUN - Hungary	DEN - Denmark	4	4	7 : 6
4	HUN - Hungary	ITA - Italy	6	1	10 : 1
4	HUN - Hungary	KOR - Korea	9	2	12 : 3
4	HUN - Hungary	WAL - Wales	12	3	10 : 8
4	ITA - Italy	DEN - Denmark	9	8	8 : 5
4	ITA - Italy	AUT - Austria	19	3	5 : 8
4	KAZ - Kazakhstan	SLO - Slovenia	2	7	9 : 3
4	KAZ - Kazakhstan	CAN - Canada	20	6	5 : 7
4	KOR - Korea	BLR - Belarus	4	3	8 : 5
4	KOR - Korea	WAL - Wales	21	6	9 : 2
4	LAT - Latvia	SLO - Slovenia	8	1	11 : 6
4	LAT - Latvia	BRA - Brazil	20	1	10 : 3
4	NED - Netherlands	SVK - Slovakia	18	1	9 : 8
4	NZL - New Zealand	ESP - Spain	16	1	8 : 2
4	ROU - Romania	JPN - Japan	5	6	6 : 10
4	ROU - Romania	SVK - Slovakia	20	9	10 : 6
4	RUS - Russia	BLR - Belarus	19	6	15 : 1
4	RUS - Russia	KOR - Korea	25	6	8 : 5
4	SCO - Scotland	BRA - Brazil	8	3	14 : 1
4	SCO - Scotland	BRA - Brazil	8	6	14 : 1
4	SCO - Scotland	SLO - Slovenia	17	6	12 : 2
4	SCO - Scotland	EST - Estonia	25	7	10 : 4
4	SLO - Slovenia	BRA - Brazil	26	5	11 : 4
4	SUI - Switzerland	ROU - Romania	12	4	10 : 5
4	SUI - Switzerland	SVK - Slovakia	16	5	12 : 3
4	SUI - Switzerland	POL - Poland	21	3	11 : 1
4	SWE - Sweden	BRA - Brazil	5	1	13 : 1
4	SWE - Sweden	SLO - Slovenia	24	1	9 : 2
4	USA - United States of America	GER - Germany	3	1	10 : 2

### NOTE

Big ends are defined as ends with a score of four or more points

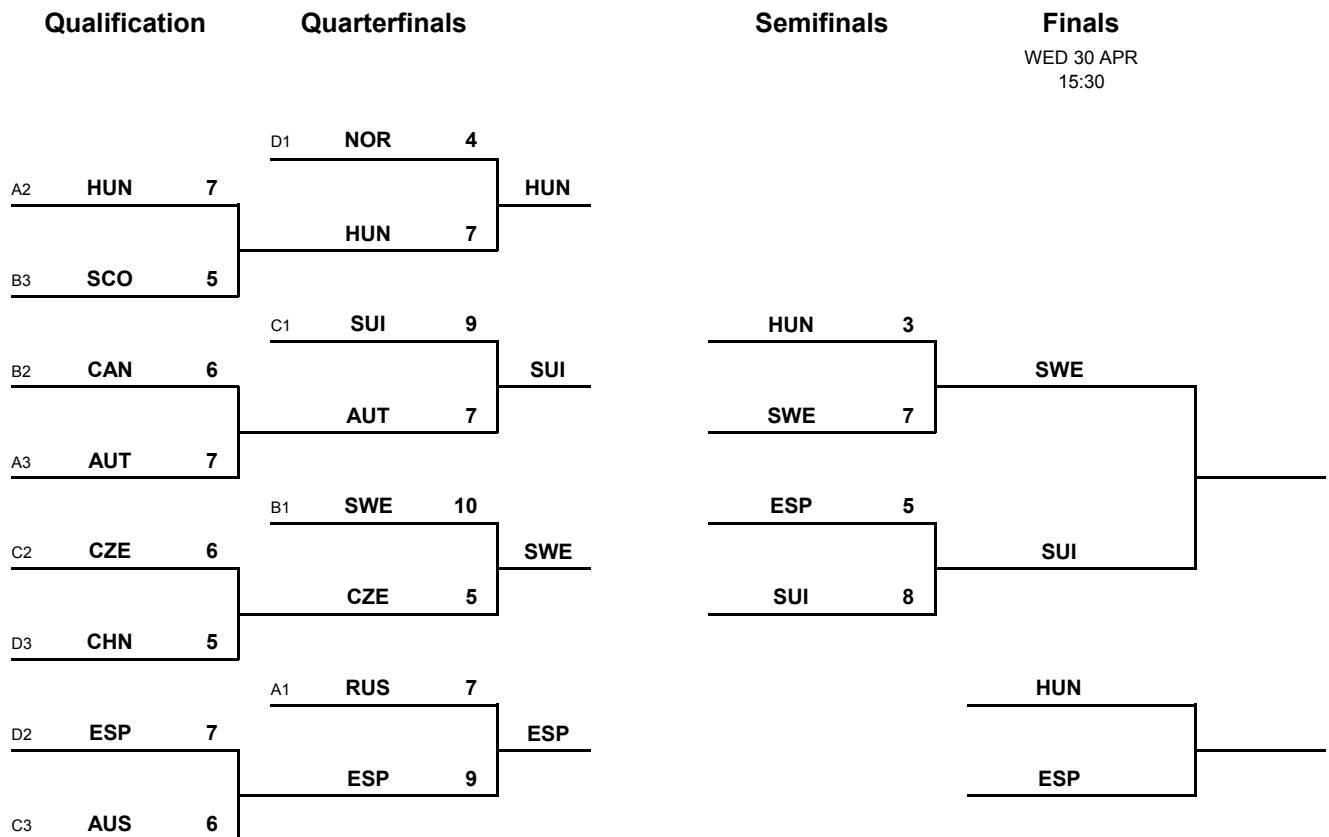
### LEGEND

QF Quarterfinals

### Session Results and Standings

Sheet	Game	Team	LSFE	1	2	3	4	5	6	7	8	Extra Ends	Total
A	11	HUN - Hungary		0	0	1	1	0	1	0	X		3
	10	SWE - Sweden	*	3	1	0	0	1	0	2	X		7
D	10	ESP - Spain	*	3	0	0	2	0	0	0	0		5
	9	SUI - Switzerland		0	1	1	0	2	1	1	2		8

### Championship Bracket



<b>LEGEND</b>	<b>An</b> Final Rank in A Group	<b>Bn</b> Final Rank in B Group	<b>Cn</b> Final Rank in C Group
	<b>Dn</b> Final Rank in D Group	<b>LSFE</b> (*) Last stone first end	<b>X</b> Unplayed/unfinished end due to concession

## Game Results

Sheet	Game	Team	LSFE	1	2	3	4	5	6	7	8	Extra Ends	Total
A	11	HUN - Hungary		0	0	1	1	0	1	0	X		3
	10	SWE - Sweden	*	3	1	0	0	1	0	2	X		7

HUN - Hungary		Game	All
F	PALANCSA Dorottya	63 %	66 %
M	KISS Zsolt	60 %	73 %
Team Total		62 %	69 %

SWE - Sweden		Game	All
F	JOHANSSON Camilla	75 %	75 %
M	NOREEN Per	75 %	78 %
Team Total		75 %	76 %

Time remaining: 8 minutes 30 seconds

Last Stone Draw: 52.4 cm

Time remaining: 5 minutes 56 seconds

Last Stone Draw: 0.0 cm

### Detailed Game Statistics:

HUN - Hungary		Draws	Takeouts	Total
F	PALANCSA Dorottya	17 66%	7 54%	24 63%
M	KISS Zsolt	12 58%	3 67%	15 60%
Team Total		29 63%	10 58%	39 62%

SWE - Sweden		Draws	Takeouts	Total
F	JOHANSSON Camilla	17 75%	7 75%	24 75%
M	NOREEN Per	12 69%	3 100%	15 75%
Team Total		29 72%	10 83%	39 75%

### LEGEND

F Female

LSFE (\*) Last stone first end

M Male

X Unplayed/unfinished end due to concession

## Game Results

Sheet	Game	Team	LSFE	1	2	3	4	5	6	7	8	Extra Ends	Total
D	10	ESP - Spain	*	3	0	0	2	0	0	0	0		5
	9	SUI - Switzerland		0	1	1	0	2	1	1	2		8

ESP - Spain		Game	All
F	GARCIA Irantzu	58 %	62 %
M	VEZ Sergio	70 %	68 %
Team Total		65 %	66 %

SUI - Switzerland		Game	All
F	GRIBI Michelle	75 %	69 %
M	GRIBI Reto	76 %	74 %
Team Total		76 %	72 %

Time remaining: 2 minutes 26 seconds

Last Stone Draw: 1.2 cm

Time remaining: 3 minutes 49 seconds

Last Stone Draw: 86.1 cm

### Detailed Game Statistics:

ESP - Spain		Draws	Takeouts	Total
F	GARCIA Irantzu	11 68 %	5 35 %	16 58 %
M	VEZ Sergio	11 73 %	13 67 %	24 70 %
Team Total		22 70 %	18 58 %	40 65 %

SUI - Switzerland		Draws	Takeouts	Total
F	GRIBI Michelle	11 77 %	5 70 %	16 75 %
M	GRIBI Reto	18 79 %	6 67 %	24 76 %
Team Total		29 78 %	11 68 %	40 76 %

### LEGEND

F Female

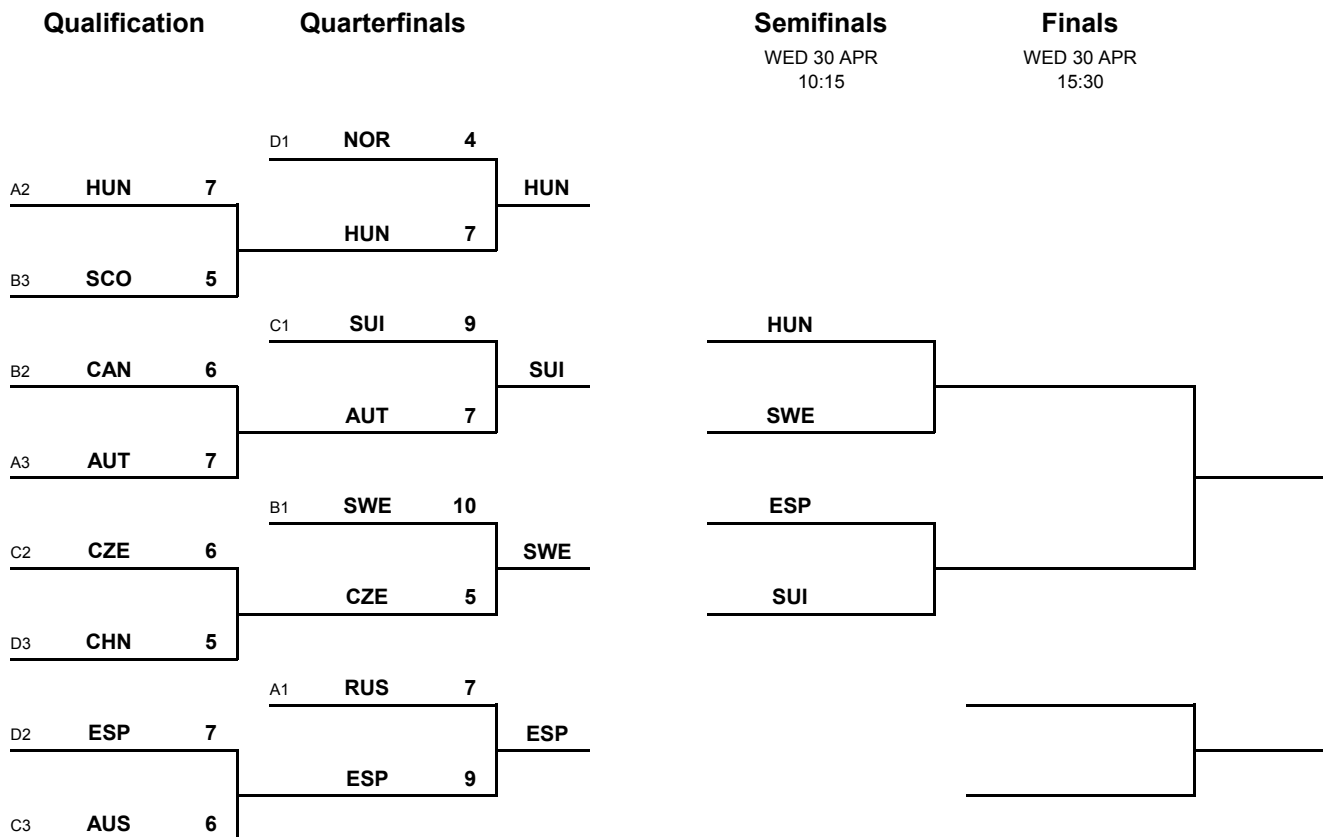
LSFE (\*) Last stone first end

M Male

### Session Results and Standings

Sheet	Game	Team	LSFE	1	2	3	4	5	6	7	8	Extra Ends	Total
A	8	SUI - Switzerland	*	0	2	0	2	0	5	0	X		9
	10	AUT - Austria		1	0	2	0	1	0	3	X		7
B	9	RUS - Russia	*	2	1	0	0	0	3	1	0	0	7
	9	ESP - Spain		0	0	2	2	1	0	0	2	2	9
C	8	NOR - Norway		1	0	0	0	0	0	3	0		4
	10	HUN - Hungary	*	0	1	1	1	1	2	0	1		7
D	9	SWE - Sweden		0	0	3	0	3	1	2	1		10
	9	CZE - Czech Republic	*	2	1	0	2	0	0	0	0		5

### Championship Bracket



<b>LEGEND</b>	<b>An</b> Final Rank in A Group	<b>Bn</b> Final Rank in B Group	<b>Cn</b> Final Rank in C Group
	<b>Dn</b> Final Rank in D Group	<b>LSFE</b> (*) Last stone first end	<b>X</b> Unplayed/unfinished end due to concession

## Game Results

Sheet	Game	Team	LSFE	1	2	3	4	5	6	7	8	Extra Ends	Total
A	8	SUI - Switzerland	*	0	2	0	2	0	5	0	X		9
	10	AUT - Austria		1	0	2	0	1	0	3	X		7

SUI - Switzerland		Game	All
F	GRIBI Michelle	68 %	68 %
M	GRIBI Reto	86 %	74 %
Team Total		79 %	71 %

AUT - Austria		Game	All
F	FISCHER Claudia	64 %	65 %
M	ROTH Christian	76 %	67 %
Team Total		71 %	66 %

Time remaining: 6 minutes 17 seconds

Last Stone Draw: 0.0 cm

Time remaining: 2 minutes 39 seconds

Last Stone Draw: 9.0 cm

### Detailed Game Statistics:

SUI - Switzerland		Draws		Takeouts		Total	
F	GRIBI Michelle	11	75 %	4	50 %	15	68 %
M	GRIBI Reto	14	95 %	10	75 %	24	86 %
Team Total		25	86 %	14	68 %	39	79 %

AUT - Austria		Draws		Takeouts		Total	
F	FISCHER Claudia	12	60 %	4	75 %	16	64 %
M	ROTH Christian	19	78 %	5	70 %	24	76 %
Team Total		31	71 %	9	72 %	40	71 %

### LEGEND

F Female

LSFE (\*) Last stone first end

M Male

X Unplayed/unfinished end due to concession



## Game Results

Sheet	Game	Team	LSFE	1	2	3	4	5	6	7	8	Extra Ends	Total
B	9	RUS - Russia	*	2	1	0	0	0	3	1	0	0	7
	9	ESP - Spain		0	0	2	2	1	0	0	2	2	9

RUS - Russia		Game	All
F	MOISEEVA Viktoriia	68 %	65 %
M	KRUSHELNITSKIY Aleksandr	79 %	74 %
Team Total		74 %	70 %

ESP - Spain		Game	All
F	GARCIA Irantzu	58 %	63 %
M	VEZ Sergio	70 %	68 %
Team Total		66 %	66 %

Time remaining: 1 minute 14 seconds  
 Time remaining: 2 minutes 35 seconds (after extra end)  
 Last Stone Draw: 5.3 cm

Time remaining: 5 minutes 19 seconds  
 Time remaining: 1 minute 14 seconds (after extra end)  
 Last Stone Draw: 25.9 cm

### Detailed Game Statistics:

RUS - Russia		Draws	Takeouts	Total
F	MOISEEVA Viktoriia	15 63%	3 92%	18 68%
M	KRUSHELNITSKIY Aleksandr	19 82%	8 72%	27 79%
Team Total		34 74%	11 77%	45 74%

ESP - Spain		Draws	Takeouts	Total
F	GARCIA Irantzu	15 57%	3 67%	18 58%
M	VEZ Sergio	15 82%	12 56%	27 70%
Team Total		30 69%	15 58%	45 66%

LEGEND	
F	Female
LSFE (*)	Last stone first end
M	Male

## Game Results

Sheet	Game	Team	LSFE	1	2	3	4	5	6	7	8	Extra Ends	Total
C	8	NOR - Norway		1	0	0	0	0	0	3	0		4
	10	HUN - Hungary	*	0	1	1	1	1	2	0	1		7

NOR - Norway		Game	All
F	SKASLIEN Kristin Moen	64 %	66 %
M	NEDREGOTTEN Magnus	59 %	72 %
Team Total		61 %	69 %

HUN - Hungary		Game	All
F	PALANCSA Dorottya	83 %	67 %
M	KISS Zsolt	93 %	75 %
Team Total		87 %	70 %

Time remaining: 1 minute 47 seconds

Last Stone Draw: 2.3 cm

Time remaining: 7 minutes 29 seconds

Last Stone Draw: 185.4 cm (out)

### Detailed Game Statistics:

NOR - Norway		Draws	Takeouts	Total
F	SKASLIEN Kristin Moen	12 67 %	2 50 %	14 64 %
M	NEDREGOTTEN Magnus	16 73 %	8 31 %	24 59 %
Team Total		28 71 %	10 35 %	38 61 %

HUN - Hungary		Draws	Takeouts	Total
F	PALANCSA Dorottya	15 77 %	8 94 %	23 83 %
M	KISS Zsolt	13 92 %	2 100 %	15 93 %
Team Total		28 84 %	10 95 %	38 87 %

### LEGEND

F Female

LSFE (\*) Last stone first end

M Male

## Game Results

Sheet	Game	Team	LSFE	1	2	3	4	5	6	7	8	Extra Ends	Total
D	9	SWE - Sweden		0	0	3	0	3	1	2	1		10
	9	CZE - Czech Republic	*	2	1	0	2	0	0	0	0		5

SWE - Sweden		Game	All
F	JOHANSSON Camilla	64 %	75 %
M	NOREEN Per	88 %	78 %
Team Total		73 %	76 %

CZE - Czech Republic		Game	All
F	HAJKOVA Zuzana	55 %	69 %
M	PAUL Tomas	78 %	74 %
Team Total		69 %	72 %

Time remaining: 1 minute 35 seconds

Last Stone Draw: 13.6 cm

Time remaining: 0 minutes 55 seconds

Last Stone Draw: 10.9 cm

### Detailed Game Statistics:

SWE - Sweden		Draws		Takeouts		Total	
F	JOHANSSON Camilla	22	65 %	2	50 %	24	64 %
M	NOREEN Per	14	91 %	2	63 %	16	88 %
Team Total		36	75 %	4	56 %	40	73 %

CZE - Czech Republic		Draws		Takeouts		Total	
F	HAJKOVA Zuzana	13	63 %	2	0 %	15	55 %
M	PAUL Tomas	19	75 %	5	90 %	24	78 %
Team Total		32	70 %	7	64 %	39	69 %

### LEGEND

F Female

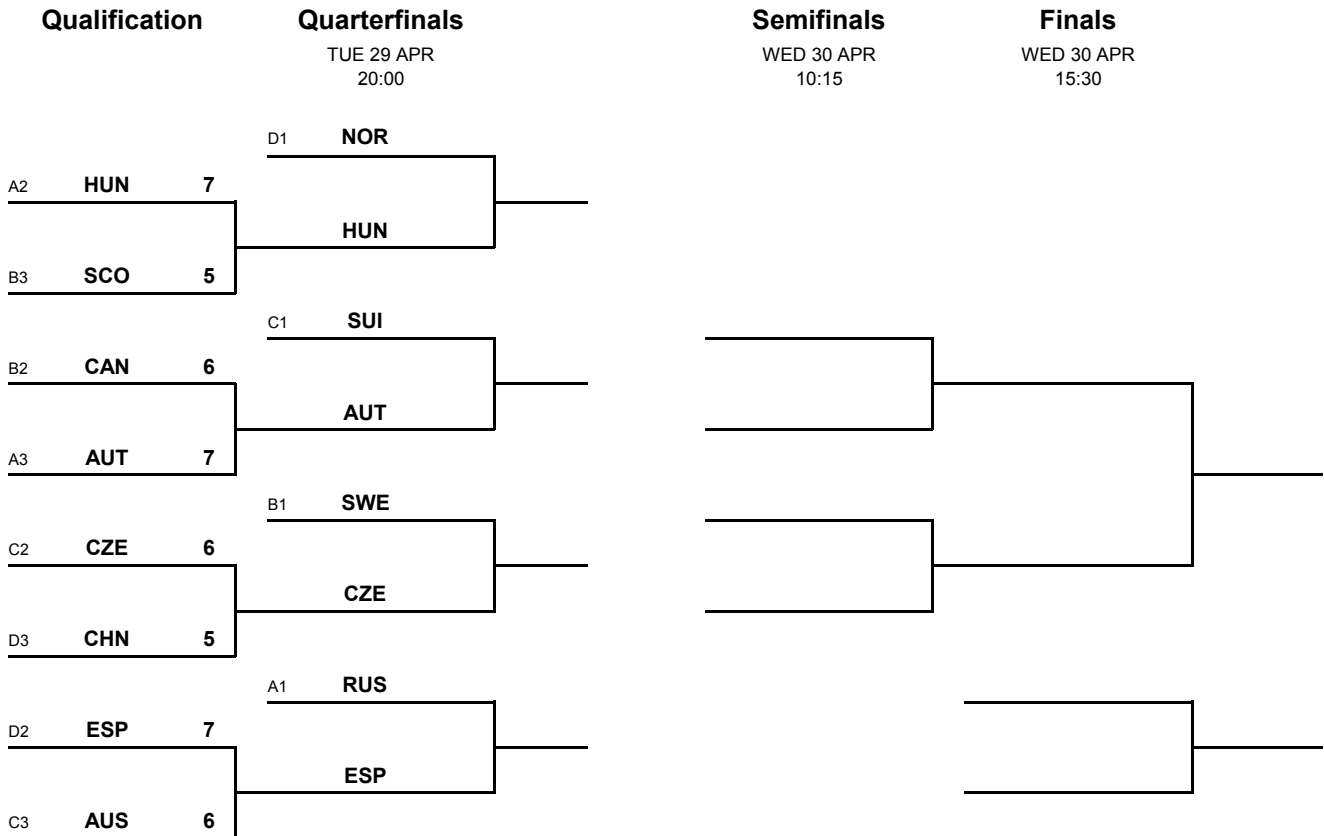
LSFE (\*) Last stone first end

M Male

### Session Results and Standings

Sheet	Game	Team	LSFE	1	2	3	4	5	6	7	8	Extra Ends	Total
A	9	HUN - Hungary		2	0	1	0	2	1	0	1		7
	9	SCO - Scotland	*	0	1	0	3	0	0	1	0		5
C	8	AUS - Australia		0	0	0	0	3	1	0	2		6
	8	ESP - Spain	*	1	1	3	1	0	0	1	0		7
D	9	CAN - Canada		1	0	2	0	0	3	0	0		6
	9	AUT - Austria	*	0	1	0	2	1	0	2	1		7
E	8	CHN - China		0	3	0	1	1	0	0	0		5
	8	CZE - Czech Republic	*	1	0	2	0	0	1	1	1		6

### Championship Bracket



**LEGEND**  
LSFE (\*) Last stone first end

## Game Results

Sheet	Game	Team	LSFE	1	2	3	4	5	6	7	8	Extra Ends	Total
A	9	HUN - Hungary		2	0	1	0	2	1	0	1		7
	9	SCO - Scotland	*	0	1	0	3	0	0	1	0		5

HUN - Hungary		Game	All
F	PALANCSA Dorottya	73%	65%
M	KISS Zsolt	67%	72%
Team Total		71%	68%

SCO - Scotland		Game	All
F	AITKEN Gina	72%	72%
M	MOUAT Bruce	67%	73%
Team Total		69%	72%

Time remaining: 2 minutes 45 seconds

Last Stone Draw: 73.2 cm

Time remaining: 1 minute 54 seconds

Last Stone Draw: 39.0 cm

### Detailed Game Statistics:

HUN - Hungary		Draws		Takeouts		Total	
F	PALANCSA Dorottya	22	75%	2	50%	24	73%
M	KISS Zsolt	15	67%	0	-%	15	67%
Team Total		37	72%	2	50%	39	71%

SCO - Scotland		Draws		Takeouts		Total	
F	AITKEN Gina	15	73%	1	50%	16	72%
M	MOUAT Bruce	21	69%	3	50%	24	67%
Team Total		36	71%	4	50%	40	69%

### LEGEND

F Female

LSFE (\*) Last stone first end

M Male

## Game Results

Sheet	Game	Team	LSFE	1	2	3	4	5	6	7	8	Extra Ends	Total
C	8	AUS - Australia		0	0	0	0	3	1	0	2		6
	8	ESP - Spain	*	1	1	3	1	0	0	1	0		7

AUS - Australia		Game	All
F	WEEDEN Laurie	42 %	62 %
M	PALANGIO Ian	67 %	69 %
Team Total		57 %	66 %

ESP - Spain		Game	All
F	GARCIA Irantzu	64 %	64 %
M	VEZ Sergio	73 %	68 %
Team Total		69 %	66 %

Time remaining: 0 minutes 15 seconds

Last Stone Draw: 41.0 cm

Time remaining: 5 minutes 8 seconds

Last Stone Draw: 16.9 cm

### Detailed Game Statistics:

AUS - Australia		Draws	Takeouts	Total
F	WEEDEN Laurie	14 48 %	2 0 %	16 42 %
M	PALANGIO Ian	17 71 %	7 57 %	24 67 %
Team Total		31 60 %	9 44 %	40 57 %

ESP - Spain		Draws	Takeouts	Total
F	GARCIA Irantzu	14 73 %	2 0 %	16 64 %
M	VEZ Sergio	16 66 %	8 88 %	24 73 %
Team Total		30 69 %	10 70 %	40 69 %

### LEGEND

F Female

LSFE (\*) Last stone first end

M Male

## Game Results

Sheet	Game	Team	LSFE	1	2	3	4	5	6	7	8	Extra Ends	Total
D	9	CAN - Canada		1	0	2	0	0	3	0	0		6
	9	AUT - Austria	*	0	1	0	2	1	0	2	1		7

CAN - Canada		Game	All
F	TUCK Kimberly	64 %	64 %
M	TUCK Wayne	78 %	77 %
Team Total		73 %	72 %

AUT - Austria		Game	All
F	FISCHER Claudia	75 %	65 %
M	ROTH Christian	64 %	66 %
Team Total		68 %	66 %

Time remaining: 1 minute 5 seconds

Last Stone Draw: 102.3 cm

Time remaining: 0 minutes 7 seconds

Last Stone Draw: 56.0 cm

### Detailed Game Statistics:

CAN - Canada		Draws	Takeouts	Total
F	TUCK Kimberly	12 65%	4 63%	16 64%
M	TUCK Wayne	19 80%	5 70%	24 78%
Team Total		31 74%	9 67%	40 73%

AUT - Austria		Draws	Takeouts	Total
F	FISCHER Claudia	14 77%	2 63%	16 75%
M	ROTH Christian	17 57%	7 79%	24 64%
Team Total		31 66%	9 75%	40 68%

### LEGEND

F Female

LSFE (\*) Last stone first end

M Male

## Game Results

Sheet	Game	Team	LSFE	1	2	3	4	5	6	7	8	Extra Ends	Total
E	8	CHN - China		0	3	0	1	1	0	0	0		5
	8	CZE - Czech Republic	*	1	0	2	0	0	1	1	1		6

CHN - China		Game	All
F	LIU Si Jia	55 %	65 %
M	GUO Wen Li	82 %	72 %
Team Total		71 %	68 %

CZE - Czech Republic		Game	All
F	HAJKOVA Zuzana	56 %	71 %
M	PAUL Tomas	81 %	73 %
Team Total		71 %	72 %

Time remaining: 5 minutes 6 seconds

Last Stone Draw: 39.4 cm

Time remaining: 1 minute 21 seconds

Last Stone Draw: 11.8 cm

### Detailed Game Statistics:

CHN - China		Draws		Takeouts		Total	
F	LIU Si Jia	13	52 %	3	67 %	16	55 %
M	GUO Wen Li	14	80 %	10	85 %	24	82 %
Team Total		27	67 %	13	81 %	40	71 %

CZE - Czech Republic		Draws		Takeouts		Total	
F	HAJKOVA Zuzana	12	54 %	4	63 %	16	56 %
M	PAUL Tomas	15	87 %	9	72 %	24	81 %
Team Total		27	72 %	13	69 %	40	71 %

### LEGEND

F Female

LSFE (\*) Last stone first end

M Male



## Competition Matrix

As of TUE 29 APR 2014

Team	AUT	BLR	DEN	ENG	HUN	ITA	KOR	RUS	WAL
AUT		9 - 4	7 - 4	15 - 4	5 - 9	8 - 5	7 - 6	5 - 7	7 - 9
BLR	4 - 9		5 - 11	9 - 8	2 - 9	3 - 10	5 - 8	1 - 15	2 - 7
DEN	4 - 7	11 - 5		7 - 11	6 - 7	5 - 8	5 - 6	8 - 9	6 - 2
ENG	4 - 15	8 - 9	11 - 7		3 - 9	2 - 8	2 - 10	6 - 7	7 - 9
HUN	9 - 5	9 - 2	7 - 6	9 - 3		10 - 1	12 - 3	4 - 5	10 - 8
ITA	5 - 8	10 - 3	8 - 5	8 - 2	1 - 10		3 - 8	5 - 9	5 - 8
KOR	6 - 7	8 - 5	6 - 5	10 - 2	3 - 12	8 - 3		5 - 8	9 - 2
RUS	7 - 5	15 - 1	9 - 8	7 - 6	5 - 4	9 - 5	8 - 5		14 - 1
WAL	9 - 7	7 - 2	2 - 6	9 - 7	8 - 10	8 - 5	2 - 9	1 - 14	

## Standings A Group after Round Robin

Rank	Team	Games	Wins	Losses		
1	RUS - Russia	8	8	0	Q	
2	HUN - Hungary	8	7	1	Q	
3	AUT - Austria	8	5	3	Q	w1
4	KOR - Korea	8	5	3		w0
5	WAL - Wales	8	4	4		
6	ITA - Italy	8	3	5		
7	DEN - Denmark	8	2	6		
8	BLR - Belarus	8	1	7		w1
9	ENG - England	8	1	7		w0

## Competition Matrix

As of TUE 29 APR 2014

Team	BRA	CAN	EST	FIN	KAZ	LAT	SCO	SLO	SWE
BRA		3 - 10	3 - 12	1 - 13	8 - 3	3 - 10	1 - 14	4 - 11	1 - 13
CAN	10 - 3		8 - 7	7 - 3	7 - 5	10 - 5	9 - 6	8 - 4	6 - 7
EST	12 - 3	7 - 8		5 - 6	9 - 7	6 - 9	4 - 10	7 - 6	2 - 6
FIN	13 - 1	3 - 7	6 - 5		8 - 7	11 - 7	5 - 6	6 - 8	5 - 7
KAZ	3 - 8	5 - 7	7 - 9	7 - 8		9 - 5	4 - 6	9 - 3	6 - 8
LAT	10 - 3	5 - 10	9 - 6	7 - 11	5 - 9		4 - 8	11 - 6	2 - 9
SCO	14 - 1	6 - 9	10 - 4	6 - 5	6 - 4	8 - 4		12 - 2	4 - 5
SLO	11 - 4	4 - 8	6 - 7	8 - 6	3 - 9	6 - 11	2 - 12		2 - 9
SWE	13 - 1	7 - 6	6 - 2	7 - 5	8 - 6	9 - 2	5 - 4	9 - 2	

## Standings B Group after Round Robin

Rank	Team	Games	Wins	Losses	
1	SWE - Sweden	8	8	0	Q
2	CAN - Canada	8	7	1	Q
3	SCO - Scotland	8	6	2	Q
4	FIN - Finland	8	4	4	
5	LAT - Latvia	8	3	5	w1
6	EST - Estonia	8	3	5	w0
7	KAZ - Kazakhstan	8	2	6	w1
8	SLO - Slovenia	8	2	6	w0
9	BRA - Brazil	8	1	7	

## Competition Matrix

As of TUE 29 APR 2014

Team	AUS	CZE	JPN	NED	POL	ROU	SUI	SVK
AUS		6 - 7	6 - 5	9 - 3	9 - 5	7 - 5	2 - 9	7 - 4
CZE	7 - 6		6 - 5	8 - 5	9 - 2	14 - 2	4 - 6	7 - 6
JPN	5 - 6	5 - 6		6 - 2	5 - 8	10 - 6	7 - 8	5 - 4
NED	3 - 9	5 - 8	2 - 6		4 - 5	3 - 7	8 - 5	9 - 8
POL	5 - 9	2 - 9	8 - 5	5 - 4		7 - 3	1 - 11	5 - 4
ROU	5 - 7	2 - 14	6 - 10	7 - 3	3 - 7		5 - 10	10 - 6
SUI	9 - 2	6 - 4	8 - 7	5 - 8	11 - 1	10 - 5		12 - 3
SVK	4 - 7	6 - 7	4 - 5	8 - 9	4 - 5	6 - 10	3 - 12	

## Standings C Group after Round Robin

Rank	Team	Games	Wins	Losses		
1	SUI - Switzerland	7	6	1	Q	w1
2	CZE - Czech Republic	7	6	1	Q	w0
3	AUS - Australia	7	5	2	Q	
4	POL - Poland	7	4	3		
5	JPN - Japan	7	3	4		
6	ROU - Romania	7	2	5		w1
7	NED - Netherlands	7	2	5		w0
8	SVK - Slovakia	7	0	7		

## Draw Shot Challenge

As of TUE 29 APR 2014

Rank	Team	Last Stone Draw in each Round Robin Game								DSC
		1	2	3	4	5	6	7	8	
<b>A Group</b>										
1	HUN - Hungary	<del>185.4</del>	6.0	6.4	45.0	17.5	17.1	0.0	16.9	15.56 cm
2	RUS - Russia	<del>185.4</del>	88.9	110.5	16.2	5.1	43.6	18.0	75.8	51.16 cm
3	DEN - Denmark	<del>170.2</del>	10.2	19.0	96.9	112.4	58.9	79.7	12.1	55.60 cm
4	ENG - England	36.2	32.6	151.2	76.2	<del>160.0</del>	12.5	6.4	111.6	60.96 cm
5	AUT - Austria	<del>185.4</del>	97.4	141.7	100.7	78.5	0.0	20.4	32.5	67.31 cm
6	BLR - Belarus	<del>185.4</del>	19.1	116.0	106.5	0.0	156.7	161.9	0.0	80.03 cm
7	WAL - Wales	71.9	18.9	0.0	185.4	115.2	30.4	179.5	<del>185.4</del>	85.90 cm
8	ITA - Italy	40.0	123.9	126.8	88.3	141.1	33.3	<del>142.0</del>	64.3	88.24 cm
9	KOR - Korea	48.2	71.8	12.6	61.6	185.4	177.8	<del>185.4</del>	159.9	102.47 cm
<b>B Group</b>										
1	SCO - Scotland	11.0	7.2	<del>133.5</del>	0.0	20.7	24.1	2.2	97.4	23.23 cm
2	CAN - Canada	<del>87.5</del>	53.6	83.3	1.9	12.3	0.0	0.0	23.3	24.91 cm
3	LAT - Latvia	57.0	12.4	36.1	<del>91.6</del>	29.7	3.6	37.4	31.0	29.60 cm
4	FIN - Finland	7.8	45.3	46.6	<del>62.3</del>	37.1	13.5	56.6	15.7	31.80 cm
5	SWE - Sweden	111.5	0.0	25.9	2.7	0.7	<del>147.0</del>	0.0	93.6	33.49 cm
6	EST - Estonia	44.2	74.8	51.2	<del>141.9</del>	6.9	18.8	89.1	35.2	45.74 cm
7	KAZ - Kazakhstan	115.5	70.7	23.5	89.1	24.8	18.7	99.2	<del>162.7</del>	63.07 cm
8	SLO - Slovenia	165.9	179.0	45.3	<del>181.5</del>	22.9	57.0	89.5	0.0	79.94 cm
9	BRA - Brazil	185.4	185.4	185.4	13.4	185.4	79.7	<del>185.4</del>	47.3	126.00 cm
<b>C Group</b>										
1	SUI - Switzerland	45.3	0.0	<del>69.4</del>	45.9	6.0	28.1	0.0	20.88 cm	
2	NED - Netherlands	2.9	14.4	125.1	41.6	<del>185.4</del>	17.9	0.0	33.65 cm	
3	JPN - Japan	72.3	68.7	0.0	<del>185.4</del>	0.0	6.3	74.3	36.93 cm	
4	CZE - Czech Republic	36.2	47.2	10.5	96.1	8.9	71.7	<del>173.1</del>	45.10 cm	
5	AUS - Australia	<del>185.4</del>	179.0	88.6	32.0	36.5	34.0	43.7	68.97 cm	
6	SVK - Slovakia	185.4	149.7	<del>185.4</del>	56.6	33.8	17.2	0.0	73.78 cm	
7	ROU - Romania	185.4	<del>185.4</del>	92.5	168.4	29.6	0.0	0.0	79.32 cm	
8	POL - Poland	185.4	185.4	83.6	168.2	<del>185.4</del>	18.3	131.0	128.65 cm	
<b>D Group</b>										
1	FRA - France	23.6	0.0	<del>36.3</del>	9.3	0.0	32.7	33.7	16.55 cm	
2	NZL - New Zealand	30.5	<del>166.8</del>	0.0	145.0	36.0	18.3	1.1	38.48 cm	
3	IRL - Ireland	46.9	37.2	0.0	79.1	37.4	<del>139.0</del>	46.9	41.25 cm	
4	NOR - Norway	79.9	57.2	74.6	2.9	10.9	<del>185.4</del>	24.2	41.62 cm	
5	CHN - China	74.9	15.0	16.4	110.1	17.8	<del>172.1</del>	41.7	45.98 cm	
6	USA - United States of America	77.2	5.7	71.5	67.5	<del>185.4</del>	68.4	29.9	53.37 cm	
7	ESP - Spain	<del>185.4</del>	19.3	105.3	14.5	135.4	0.0	100.3	62.47 cm	
8	GER - Germany	185.4	185.4	40.5	9.1	55.1	80.2	<del>185.4</del>	92.62 cm	

### Merged Group Standings

Rank	Team	Female Player	Male Player	Group Rank	DSC
1	Switzerland	GRIBI Michelle	GRIBI Reto	C1	20.88 cm
2	Sweden	JOHANSSON Camilla	NOREEN Per	B1	33.49 cm
3	Norway	SKASLIEN Kristin Moen	NEDREGOTTEN Magnus	D1	41.62 cm
4	Russia	MOISEEVA Viktoriia	KRUSHELNITSKIY Aleksandr	A1	51.16 cm
5	Hungary	PALANCSA Dorottya	KISS Zsolt	A2	15.56 cm
6	Canada	TUCK Kimberly	TUCK Wayne	B2	24.91 cm
7	Czech Republic	HAJKOVA Zuzana	PAUL Tomas	C2	45.10 cm
8	Spain	GARCIA Irantzu	VEZ Sergio	D2	62.47 cm
9	Scotland	AITKEN Gina	MOUAT Bruce	B3	23.23 cm
10	China	LIU Si Jia	GUO Wen Li	D3	45.98 cm
11	Austria	FISCHER Claudia	ROTH Christian	A3	67.31 cm
12	Australia	WEEDEN Laurie	PALANGIO Ian	C3	68.97 cm
13	France	CHARLET Delphine	ANGIBOUST Tony	D4	16.55 cm
14	Finland	JUHASZ Eszter	UUSIPAAVALNIEMI Markku	B4	31.80 cm
15	Korea	LEE Hyein	BEAK Jongchul	A4	102.47 cm
16	Poland	WALCZAK Adela	PIWOROWICZ Lukasz	C4	128.65 cm
17	Latvia	REGZA Dace	REGZA Ansis	B5	29.60 cm
18	Japan	SATOH Mitsuki	MOCHIDA Yasuo	C5	36.93 cm
19	United States of America	MEECHAI Joyance	GEBAUER Steve	D5	53.37 cm
20	Wales	WATSON Dawn	MEIKLE Adrian	A5	85.90 cm
21	New Zealand	TAYLOR Waverley	THOMSON Kenny	D6	38.48 cm
22	Estonia	MOELDER Maile	LILL Erkki	B6	45.74 cm
23	Romania	BUTUCEA Diana	COLIBAN Allen	C6	79.32 cm
24	Italy	RICCA Giorgia	GONIN Alessio	A6	88.24 cm
25	Netherlands	NEELEMANN Marianne	WIEBE Ezra	C7	33.65 cm
26	Ireland	KERR Louise	FUREY John	D7	41.25 cm
27	Denmark	HERTSDAHL Louise	CHRISTENSEN Flemming	A7	55.60 cm
28	Kazakhstan	TEN Olga	ORLOV Aleksandr	B7	63.07 cm
29	Slovakia	KVARDOVA Veronika	DERZSI Ladislav	C8	73.78 cm
30	Slovenia	JURINCIC Valentina	CULIC Jure	B8	79.94 cm
31	Belarus	KIRILLOVA Ekaterina	KIRILLOV Dmitry	A8	80.03 cm
32	Germany	FISCHER Andrea	KNOHL Stefan	D8	92.62 cm
33	England	WARD Angharad	ZACHARY Bryan	A9	60.96 cm
34	Brazil	LIMA Aline	MELLO Marcelo	B9	126.00 cm

**NOTE**  
Ranking based on the final rank within the group and the Draw Shot Challenge (DSC)

## Scoring Analysis

As of TUE 29 APR 2014

Team	Games	LSFE	Stolen		Points Scored						Total	Plus / Minus
			Ends	0	1	2	3	4	>4			
RUS - Russia	8	For	5	12	0	16	8	8	2	2	74	+39
		Against	3	6	0	20	3	3	0	0	35	
HUN - Hungary	8	For	6	15	0	16	9	5	4	1	70	+37
		Against	2	7	0	16	4	3	0	0	33	
SWE - Sweden	8	For	6	20	0	21	10	5	2	0	64	+36
		Against	2	6	0	13	6	1	0	0	28	
NOR - Norway	7	For	4	13	0	9	13	5	0	2	61	+35
		Against	3	3	0	13	5	1	0	0	26	
SCO - Scotland	8	For	5	14	0	18	6	5	4	1	66	+32
		Against	3	6	0	14	8	0	1	0	34	
SUI - Switzerland	7	For	5	15	0	18	7	4	3	1	61	+31
		Against	2	3	0	11	4	2	0	1	30	
CAN - Canada	8	For	6	17	0	18	13	1	3	1	65	+25
		Against	2	6	0	12	9	2	1	0	40	
CZE - Czech Republic	7	For	4	15	0	17	8	3	2	1	55	+23
		Against	3	8	0	17	3	3	0	0	32	
FRA - France	7	For	7	12	0	11	7	8	1	0	53	+18
		Against	0	13	0	17	4	2	1	0	35	
AUT - Austria	8	For	2	15	0	20	8	3	2	2	63	+15
		Against	6	4	0	13	7	4	1	1	48	
CHN - China	7	For	2	11	0	16	5	3	4	0	51	+15
		Against	5	8	0	15	9	1	0	0	36	
KOR - Korea	8	For	1	13	0	16	8	5	2	0	55	+11
		Against	7	8	0	15	6	3	2	0	44	
ESP - Spain	7	For	2	14	0	17	6	3	2	0	46	+9
		Against	5	6	0	15	3	1	2	1	37	

## Scoring Analysis

As of TUE 29 APR 2014

Team	Games	LSFE	Stolen		Points Scored						Total	Plus / Minus
			Ends	0	1	2	3	4	>4			
FIN - Finland	8	For	4	13	0	17	9	6	1	0	57	+9
		Against	4	12	0	22	6	3	0	1	48	
AUS - Australia	7	For	2	13	0	18	7	3	0	1	46	+8
		Against	5	7	0	13	8	3	0	0	38	
JPN - Japan	7	For	6	15	0	23	7	2	0	0	43	+3
		Against	1	9	0	13	7	3	1	0	40	
USA - United States of America	7	For	4	13	0	17	7	2	1	0	41	+1
		Against	3	13	0	16	7	2	1	0	40	
DEN - Denmark	8	For	4	13	0	15	11	2	1	1	52	-3
		Against	4	14	0	20	4	3	3	1	55	
EST - Estonia	8	For	5	7	0	15	8	4	1	1	52	-3
		Against	3	15	0	20	9	3	2	0	55	
KAZ - Kazakhstan	8	For	3	9	0	15	12	1	2	0	50	-4
		Against	5	12	0	18	12	4	0	0	54	
ITA - Italy	8	For	3	10	0	17	3	3	2	1	45	-8
		Against	5	15	0	17	10	4	1	0	53	
LAT - Latvia	8	For	4	9	0	14	8	5	2	0	53	-9
		Against	4	8	0	11	9	6	1	2	62	
NZL - New Zealand	7	For	4	13	0	19	6	3	1	0	44	-12
		Against	3	9	0	8	9	5	1	2	56	
POL - Poland	7	For	3	12	0	18	6	1	0	0	33	-12
		Against	4	14	0	17	5	3	1	1	45	
NED - Netherlands	7	For	3	7	0	11	4	2	1	1	34	-14
		Against	4	22	0	26	7	1	0	1	48	
WAL - Wales	8	For	5	10	0	16	6	6	0	0	46	-14
		Against	3	13	0	15	8	4	3	1	60	





## Summary of Big Ends

As of TUE 29 APR 2014

Points Scored	By	Against	Session	End	Game Result
6	CAN - Canada	LAT - Latvia	5	2	10 : 5
6	ENG - England	DEN - Denmark	22	2	11 : 7
6	NOR - Norway	NZL - New Zealand	11	5	12 : 4
5	AUS - Australia	NED - Netherlands	21	6	9 : 3
5	AUT - Austria	ENG - England	15	1	15 : 4
5	AUT - Austria	ENG - England	15	3	15 : 4
5	CZE - Czech Republic	POL - Poland	17	1	9 : 2
5	DEN - Denmark	BLR - Belarus	12	3	11 : 5
5	EST - Estonia	BRA - Brazil	11	5	12 : 3
5	HUN - Hungary	AUT - Austria	22	3	9 : 5
5	IRL - Ireland	NZL - New Zealand	23	4	8 : 9
5	ITA - Italy	BLR - Belarus	15	1	10 : 3
5	NED - Netherlands	SUI - Switzerland	7	5	8 : 5
5	NOR - Norway	ESP - Spain	4	6	8 : 6
5	RUS - Russia	WAL - Wales	6	3	14 : 1
5	RUS - Russia	BLR - Belarus	19	1	15 : 1
5	SCO - Scotland	LAT - Latvia	2	5	8 : 4
5	SLO - Slovenia	FIN - Finland	20	4	8 : 6
5	SUI - Switzerland	SVK - Slovakia	16	2	12 : 3
4	AUT - Austria	WAL - Wales	1	7	7 : 9
4	AUT - Austria	BLR - Belarus	9	7	9 : 4
4	CAN - Canada	SCO - Scotland	14	6	9 : 6
4	CAN - Canada	EST - Estonia	17	1	8 : 7
4	CAN - Canada	BRA - Brazil	22	1	10 : 3
4	CHN - China	IRL - Ireland	3	7	9 : 4
4	CHN - China	NZL - New Zealand	7	5	9 : 7
4	CHN - China	USA - United States of America	13	7	8 : 6
4	CHN - China	FRA - France	24	5	7 : 6
4	CZE - Czech Republic	ROU - Romania	1	1	14 : 2
4	CZE - Czech Republic	ROU - Romania	1	4	14 : 2
4	DEN - Denmark	BLR - Belarus	12	6	11 : 5
4	ENG - England	DEN - Denmark	22	4	11 : 7
4	ESP - Spain	GER - Germany	8	4	10 : 7
4	ESP - Spain	IRL - Ireland	19	5	10 : 5
4	EST - Estonia	BRA - Brazil	11	1	12 : 3
4	FIN - Finland	LAT - Latvia	24	6	11 : 7
4	FRA - France	GER - Germany	16	1	13 : 1
4	GER - Germany	ESP - Spain	8	5	7 : 10
4	HUN - Hungary	DEN - Denmark	4	4	7 : 6

## Summary of Big Ends

As of TUE 29 APR 2014

Points Scored	By	Against	Session	End	Game Result
4	HUN - Hungary	ITA - Italy	6	1	10 : 1
4	HUN - Hungary	KOR - Korea	9	2	12 : 3
4	HUN - Hungary	WAL - Wales	12	3	10 : 8
4	ITA - Italy	DEN - Denmark	9	8	8 : 5
4	ITA - Italy	AUT - Austria	19	3	5 : 8
4	KAZ - Kazakhstan	SLO - Slovenia	2	7	9 : 3
4	KAZ - Kazakhstan	CAN - Canada	20	6	5 : 7
4	KOR - Korea	BLR - Belarus	4	3	8 : 5
4	KOR - Korea	WAL - Wales	21	6	9 : 2
4	LAT - Latvia	SLO - Slovenia	8	1	11 : 6
4	LAT - Latvia	BRA - Brazil	20	1	10 : 3
4	NED - Netherlands	SVK - Slovakia	18	1	9 : 8
4	NZL - New Zealand	ESP - Spain	16	1	8 : 2
4	ROU - Romania	JPN - Japan	5	6	6 : 10
4	ROU - Romania	SVK - Slovakia	20	9	10 : 6
4	RUS - Russia	BLR - Belarus	19	6	15 : 1
4	RUS - Russia	KOR - Korea	25	6	8 : 5
4	SCO - Scotland	BRA - Brazil	8	3	14 : 1
4	SCO - Scotland	BRA - Brazil	8	6	14 : 1
4	SCO - Scotland	SLO - Slovenia	17	6	12 : 2
4	SCO - Scotland	EST - Estonia	25	7	10 : 4
4	SLO - Slovenia	BRA - Brazil	26	5	11 : 4
4	SUI - Switzerland	ROU - Romania	12	4	10 : 5
4	SUI - Switzerland	SVK - Slovakia	16	5	12 : 3
4	SUI - Switzerland	POL - Poland	21	3	11 : 1
4	SWE - Sweden	BRA - Brazil	5	1	13 : 1
4	SWE - Sweden	SLO - Slovenia	24	1	9 : 2
4	USA - United States of America	GER - Germany	3	1	10 : 2

### NOTE

Big ends are defined as ends with a score of four or more points

## Cumulative Percentage by Position

As of TUE 29 APR 2014

Female	Game -->	1	2	3	4	5	6	7	8	AVG
1 JOHANSSON Camilla	SWE	68	67	79	77	81	88	76	76	77
2 HAJKOVA Zuzana	CZE	84	63	80	75	71	73	64		73
3 AITKEN Gina	SCO	76	77	84	81	61	63	54	86	72
4 GRIBI Michelle	SUI	52	73	67	88	44	87	70		68
5 LIU Si Jia	CHN	65	61	73	53	67	73	76		67
6 SKASLIEN Kristin Moen	NOR	44	75	81	81	72	48	67		66
7 WEEDEN Laurie	AUS	50	68	67	67	63	79	63		65
8 MOISEEVA Viktoriia	RUS	65	57	89	75	59	66	53	52	64
8 PALANCSA Dorottya	HUN	63	55	75	74	69	58	54	66	64
8 TUCK Kimberly	CAN	61	75	61	61	52	70	63	70	64
11 FISCHER Claudia	AUT	56	39	73	58	69	62	58	92	63
11 GARCIA Irantzu	ESP	51	65	53	73	62	57	86		63
13 JUHASZ Eszter	FIN	48	59	61	47	73	68	77	56	61
13 REGZA Dace	LAT	55	65	56	56	53	63	79	63	61
15 CHARLET Delphine	FRA	56	55	65	59	58	65	65		60
15 HERTSDAHL Louise	DEN	74	67	46	64	61	38	70	62	60
17 SATOH Mitsuki	JPN	55	62	70	52	37	64	70		59
18 RICCA Giorgia	ITA	48	65	46	50	73	56	65	57	58
19 TEN Olga	KAZ	66	61	44	68	51	65	54	52	57
20 MOELDER Maile	EST	41	56	52	70	48	55	71	54	56
20 WALCZAK Adela	POL	67	52	55	66	33	48	67		56
20 WARD Angharad	ENG	54	58	46	57	27	58	76	58	56
23 MEECHAI Joyance	USA	67	47	70	47	61	60	36		55
24 JURINCIC Valentina	SLO	48	56	35	59	40	67	44	66	53
24 LEE Hyein	KOR	45	56	47	56	69	57	63	38	53
26 WATSON Dawn	WAL	59	57	25	53	65	40	21	74	51
27 TAYLOR Waverley	NZL	25	53	50	28	73	47	60		48
28 KERR Louise	IRL	42	50	62	61	28	33	50		47
29 NEELEMAN Marianne	NED	48	61	28	39	46	37	57		45
30 KIRILLOVA Ekaterina	BLR	38	33	57	55	42	41	27	57	44
31 LIMA Aline	BRA	31	52	52	60	27	27	59	34	43
32 KVARDOVA Veronika	SVK	32	47	29	34	41	56	46		42
33 BUTUCEA Diana	ROU	55	25	45	40	31	51	40		41
34 FISCHER Andrea	GER	23	33	27	39	42	29	77		39

## Cumulative Percentage by Position

As of TUE 29 APR 2014

Male	Game -->	1	2	3	4	5	6	7	8	AVG
1 NOREEN Per	SWE	72	71	86	52	83	90	92	78	77
1 TUCK Wayne	CAN	76	88	71	73	79	77	79	74	77
3 MOUAT Bruce	SCO	68	73	87	66	60	94	59	88	74
4 KISS Zsolt	HUN	68	66	94	83	73	73	67	67	73
4 KRUSHELNITSKIY Aleksandr	RUS	78	69	92	76	65	85	67	60	73
4 NEDREGOTTEN Magnus	NOR	64	77	86	75	84	74	56		73
7 GRIBI Reto	SUI	71	67	60	89	73	85	65		72
7 PAUL Tomas	CZE	92	63	76	60	77	80	60		72
7 THOMSON Kenny	NZL	67	67	76	63	88	67	78		72
10 GUO Wen Li	CHN	83	68	61	65	58	71	79		70
11 PALANGIO Ian	AUS	55	79	71	79	69	75	51		69
12 ANGIBOUST Tony	FRA	72	63	96	55	79	54	62		68
13 GEBAUER Steve	USA	80	69	64	64	81	61	54		67
13 ROTH Christian	AUT	76	40	76	74	68	61	72	67	67
13 VEZ Sergio	ESP	44	74	63	81	57	73	75		67
16 WIEBE Ezra	NED	73	75	58	70	68	64	51		66
17 ORLOV Aleksandr	KAZ	65	69	58	57	45	81	81	60	65
18 MEIKLE Adrian	WAL	86	61	50	46	68	78	53	72	64
19 GONIN Alessio	ITA	37	45	75	67	63	73	58	79	62
19 LILL Erkki	EST	43	60	63	60	64	65	73	63	62
21 UUSIPAAVALNIEMI Markku	FIN	58	43	53	69	79	64	96	39	61
22 COLIBAN Allen	ROU	46	69	65	65	57	62	52		60
23 CULIC Jure	SLO	51	75	51	72	42	63	46	61	59
23 MOCHIDA Yasuo	JPN	52	62	57	66	59	69	45		59
25 REGZA Ansis	LAT	37	57	52	56	72	52	63	70	58
26 BEAK Jongchul	KOR	61	64	46	51	56	72	57	51	57
26 PIWOROWICZ Lukasz	POL	55	57	54	63	48	50	72		57
28 CHRISTENSEN Flemming	DEN	60	53	56	50	68	55	56	49	56
29 KIRILLOV Dmitry	BLR	51	58	69	59	53	48	43	50	55
30 DERZSI Ladislav	SVK	57	58	63	42	50	47	44		52
31 KNOHL Stefan	GER	56	48	39	47	26	68	61		50
32 MELLO Marcelo	BRA	31	63	59	56	37	53	59	38	49
33 FUREY John	IRL	57	31	61	38	41	44	51		46
34 ZACHARY Bryan	ENG	56	17	39	8	41	56	43	50	39

## Cumulative Percentage by Position

As of TUE 29 APR 2014

Teams	Game -->	1	2	3	4	5	6	7	8	AVG
1 SWE - Sweden		70	69	82	67	82	89	83	77	77
2 SCO - Scotland		72	76	85	76	61	75	56	87	73
3 CZE - Czech Republic		89	63	78	66	75	77	62		72
4 CAN - Canada		68	82	66	68	69	74	73	73	71
4 NOR - Norway		56	76	84	78	79	64	60		71
6 RUS - Russia		73	64	91	76	63	78	62	57	70
6 SUI - Switzerland		64	69	63	88	61	85	66		70
8 CHN - China		74	64	68	59	63	72	78		68
9 AUS - Australia		53	75	69	74	67	76	56		67
9 HUN - Hungary		65	59	83	78	71	64	59	66	67
11 ESP - Spain		48	71	59	78	59	67	79		66
12 AUT - Austria		68	39	75	68	68	62	66	77	65
13 FRA - France		63	58	78	58	67	61	63		64
14 KAZ - Kazakhstan		65	66	53	62	48	72	71	56	62
14 NZL - New Zealand		50	61	65	49	82	59	71		62
14 USA - United States of America		75	60	66	57	73	61	46		62
17 FIN - Finland		52	53	58	56	75	66	84	49	61
18 ITA - Italy		41	53	63	60	67	66	61	70	60
19 EST - Estonia		42	59	58	64	58	61	72	60	59
19 JPN - Japan		53	62	63	60	51	67	55		59
19 LAT - Latvia		48	61	54	56	61	59	72	66	59
22 DEN - Denmark		65	61	50	58	64	46	63	55	58
22 NED - Netherlands		63	69	47	58	59	54	53		58
22 WAL - Wales		76	59	39	49	66	59	40	73	58
25 POL - Poland		60	55	54	64	42	49	70		57
26 KOR - Korea		54	61	46	53	61	66	59	46	56
26 SLO - Slovenia		50	68	44	65	41	65	45	64	56
28 ROU - Romania		50	52	57	55	47	58	47		52
29 BLR - Belarus		46	48	64	57	48	45	37	54	50
30 ENG - England		54	42	43	38	35	57	64	55	49
31 SVK - Slovakia		47	54	50	38	46	51	45		48
32 IRL - Ireland		51	40	61	48	36	39	51		47
33 BRA - Brazil		31	58	56	58	33	41	59	36	46
34 GER - Germany		43	42	34	44	33	52	67		45

**LEGEND**  
AVG Average

### Session Results and Standings

Sheet	Game	Team	LSFE	1	2	3	4	5	6	7	8	Extra Ends	Total
A	8	SLO - Slovenia	*	0	3	2	0	4	1	1	X		11
	8	BRA - Brazil		2	0	0	2	0	0	0	X		4
B	8	SWE - Sweden	*	0	1	1	1	0	3	0	2		8
	8	KAZ - Kazakhstan		2	0	0	0	1	0	3	0		6
C	8	CAN - Canada		1	0	2	0	1	1	1	1		7
	8	FIN - Finland	*	0	2	0	1	0	0	0	0		3

## Session Results and Standings

### Standings after Round Robin

Rank	Team	Games	Wins	Losses		
<b>Group A</b>						
1	RUS - Russia	8	8	0	Q	
2	HUN - Hungary	8	7	1	Q	
3	AUT - Austria	8	5	3	Q	w1
4	KOR - Korea	8	5	3		w0
5	WAL - Wales	8	4	4		
6	ITA - Italy	8	3	5		
7	DEN - Denmark	8	2	6		
8	BLR - Belarus	8	1	7		w1
9	ENG - England	8	1	7		w0
<b>Group B</b>						
1	SWE - Sweden	8	8	0	Q	
2	CAN - Canada	8	7	1	Q	
3	SCO - Scotland	8	6	2	Q	
4	FIN - Finland	8	4	4		
5	LAT - Latvia	8	3	5		w1
6	EST - Estonia	8	3	5		w0
7	KAZ - Kazakhstan	8	2	6		w1
8	SLO - Slovenia	8	2	6		w0
9	BRA - Brazil	8	1	7		
<b>Group C</b>						
1	SUI - Switzerland	7	6	1	Q	w1
2	CZE - Czech Republic	7	6	1	Q	w0
3	AUS - Australia	7	5	2	Q	
4	POL - Poland	7	4	3		
5	JPN - Japan	7	3	4		
6	ROU - Romania	7	2	5		w1
7	NED - Netherlands	7	2	5		w0
8	SVK - Slovakia	7	0	7		
<b>Group D</b>						
1	NOR - Norway	7	7	0	Q	
2	ESP - Spain	7	5	2	Q	w1
3	CHN - China	7	5	2	Q	w0
4	FRA - France	7	4	3		
5	USA - United States of America	7	3	4		
6	NZL - New Zealand	7	2	5		
7	IRL - Ireland	7	1	6		w1
8	GER - Germany	7	1	6		w0

#### LEGEND

LSFE (\*) Last stone first end

Q Qualified for the play-offs

wx Number of wins (x) against tied teams

X Unplayed/unfinished end due to concession



## Game Results

Sheet	Game	Team	LSFE	1	2	3	4	5	6	7	8	Extra Ends	Total
A	8	SLO - Slovenia	*	0	3	2	0	4	1	1	X		11
	8	BRA - Brazil		2	0	0	2	0	0	0	X		4

SLO - Slovenia		Game	All
F	JURINCIC Valentina	66 %	53 %
M	CULIC Jure	61 %	59 %
Team Total		64 %	56 %

BRA - Brazil		Game	All
F	LIMA Aline	34 %	43 %
M	MELLO Marcelo	38 %	49 %
Team Total		36 %	46 %

Time remaining: 9 minutes 23 seconds

Last Stone Draw: 0.0 cm

Time remaining: 3 minutes 21 seconds

Last Stone Draw: 47.3 cm

### Detailed Game Statistics:

SLO - Slovenia		Draws	Takeouts	Total
F	JURINCIC Valentina	17 62 %	2 100 %	19 66 %
M	CULIC Jure	13 63 %	3 50 %	16 61 %
Team Total		30 63 %	5 70 %	35 64 %

BRA - Brazil		Draws	Takeouts	Total
F	LIMA Aline	14 34 %	0 - %	14 34 %
M	MELLO Marcelo	14 46 %	7 21 %	21 38 %
Team Total		28 40 %	7 21 %	35 36 %

### LEGEND

F Female

LSFE (\*) Last stone first end

M Male

X Unplayed/unfinished end due to concession



## Game Results

Sheet	Game	Team	LSFE	1	2	3	4	5	6	7	8	Extra Ends	Total
B	8	SWE - Sweden	*	0	1	1	1	0	3	0	2		8
	8	KAZ - Kazakhstan		2	0	0	0	1	0	3	0		6

SWE - Sweden		Game	All
F	JOHANSSON Camilla	76%	77%
M	NOREEN Per	78%	77%
Team Total		77%	77%

KAZ - Kazakhstan		Game	All
F	TEN Olga	52%	57%
M	ORLOV Aleksandr	60%	65%
Team Total		56%	62%

Time remaining: 2 minutes 11 seconds

Last Stone Draw: 93.6 cm

Time remaining: 0 minutes 38 seconds

Last Stone Draw: 162.7 cm

### Detailed Game Statistics:

SWE - Sweden		Draws		Takeouts		Total	
F	JOHANSSON Camilla	20	74%	4	88%	24	76%
M	NOREEN Per	12	75%	3	92%	15	78%
Team Total		32	74%	7	89%	39	77%

KAZ - Kazakhstan		Draws		Takeouts		Total	
F	TEN Olga	13	63%	3	0%	16	52%
M	ORLOV Aleksandr	20	61%	3	50%	23	60%
Team Total		33	62%	6	25%	39	56%

### LEGEND

F Female

LSFE (\*) Last stone first end

M Male

## Game Results

Sheet	Game	Team	LSFE	1	2	3	4	5	6	7	8	Extra Ends	Total
C	8	CAN - Canada		1	0	2	0	1	1	1	1		7
	8	FIN - Finland	*	0	2	0	1	0	0	0	0		3

CAN - Canada		Game	All
F	TUCK Kimberly	70%	64%
M	TUCK Wayne	74%	77%
Team Total		73%	71%

FIN - Finland		Game	All
F	JUHASZ Eszter	56%	61%
M	UUSIPAAVALNIEMI Markku	39%	61%
Team Total		49%	61%

Time remaining: 2 minutes 11 seconds

Last Stone Draw: 23.3 cm

Time remaining: 0 minutes 14 seconds

Last Stone Draw: 15.7 cm

### Detailed Game Statistics:

CAN - Canada		Draws	Takeouts	Total
F	TUCK Kimberly	16 70%	0 -%	16 70%
M	TUCK Wayne	19 75%	5 70%	24 74%
Team Total		35 73%	5 70%	40 73%

FIN - Finland		Draws	Takeouts	Total
F	JUHASZ Eszter	18 56%	6 58%	24 56%
M	UUSIPAAVALNIEMI Markku	9 36%	7 43%	16 39%
Team Total		27 49%	13 50%	40 49%

### LEGEND

F Female

LSFE (\*) Last stone first end

M Male

### Session Results and Standings

Sheet	Game	Team	LSFE	1	2	3	4	5	6	7	8	Extra Ends	Total
A	8	ITA - Italy	*	2	3	1	0	0	1	1	X		8
	8	ENG - England		0	0	0	1	1	0	0	X		2
B	8	DEN - Denmark	*	2	0	0	0	0	0	2	0		4
	8	AUT - Austria		0	1	1	1	2	1	0	1		7
C	8	WAL - Wales		1	3	1	1	0	0	1	X		7
	8	BLR - Belarus	*	0	0	0	0	1	1	0	X		2
D	8	KOR - Korea		0	1	1	0	1	0	0	2		5
	8	RUS - Russia	*	2	0	0	1	0	4	1	0		8
E	8	SCO - Scotland		1	0	3	0	2	0	4	X		10
	8	EST - Estonia	*	0	1	0	2	0	1	0	X		4

## Session Results and Standings

### Standings after Round Robin Session 25

Rank	Team	Games	Wins	Losses		
<b>Group A</b>						
1	RUS - Russia	8	8	0	Q	
2	HUN - Hungary	8	7	1	Q	
3	AUT - Austria	8	5	3	Q	w1
4	KOR - Korea	8	5	3		w0
5	WAL - Wales	8	4	4		
6	ITA - Italy	8	3	5		
7	DEN - Denmark	8	2	6		
8	BLR - Belarus	8	1	7		w1
9	ENG - England	8	1	7		w0
<b>Group B</b>						
1	SWE - Sweden	7	7	0	Q	
2	CAN - Canada	7	6	1	Q	
3	SCO - Scotland	8	6	2	Q	
4	FIN - Finland	7	4	3		
5	EST - Estonia	8	3	5		
5	LAT - Latvia	8	3	5		
7	KAZ - Kazakhstan	7	2	5		
8	BRA - Brazil	7	1	6		
8	SLO - Slovenia	7	1	6		
<b>Group C</b>						
1	SUI - Switzerland	7	6	1	Q	w1
2	CZE - Czech Republic	7	6	1	Q	w0
3	AUS - Australia	7	5	2	Q	
4	POL - Poland	7	4	3		
5	JPN - Japan	7	3	4		
6	ROU - Romania	7	2	5		w1
7	NED - Netherlands	7	2	5		w0
8	SVK - Slovakia	7	0	7		
<b>Group D</b>						
1	NOR - Norway	7	7	0	Q	
2	ESP - Spain	7	5	2	Q	w1
3	CHN - China	7	5	2	Q	w0
4	FRA - France	7	4	3		
5	USA - United States of America	7	3	4		
6	NZL - New Zealand	7	2	5		
7	IRL - Ireland	7	1	6		w1
8	GER - Germany	7	1	6		w0

#### LEGEND

LSFE (\*) Last stone first end

Q Qualified for the play-offs

wx Number of wins (x) against tied teams

X Unplayed/unfinished end due to concession

## Game Results

Sheet	Game	Team	LSFE	1	2	3	4	5	6	7	8	Extra Ends	Total
A	8	ITA - Italy	*	2	3	1	0	0	1	1	X		8
	8	ENG - England		0	0	0	1	1	0	0	X		2

ITA - Italy		Game	All
F	RICCA Giorgia	57 %	58 %
M	GONIN Alessio	79 %	62 %
Team Total		70 %	60 %

ENG - England		Game	All
F	WARD Angharad	58 %	56 %
M	ZACHARY Bryan	50 %	39 %
Team Total		55 %	49 %

Time remaining: 5 minutes 58 seconds

Last Stone Draw: 64.3 cm

Time remaining: 8 minutes 53 seconds

Last Stone Draw: 111.6 cm

### Detailed Game Statistics:

ITA - Italy		Draws	Takeouts	Total
F	RICCA Giorgia	11 64 %	3 33 %	14 57 %
M	GONIN Alessio	16 84 %	5 60 %	21 79 %
Team Total		27 76 %	8 50 %	35 70 %

ENG - England		Draws	Takeouts	Total
F	WARD Angharad	13 62 %	8 53 %	21 58 %
M	ZACHARY Bryan	11 59 %	3 17 %	14 50 %
Team Total		24 60 %	11 43 %	35 55 %

### LEGEND

F Female

LSFE (\*) Last stone first end

M Male

X Unplayed/unfinished end due to concession

## Game Results

Sheet	Game	Team	LSFE	1	2	3	4	5	6	7	8	Extra Ends	Total
B	8	DEN - Denmark	*	2	0	0	0	0	0	2	0		4
	8	AUT - Austria		0	1	1	1	2	1	0	1		7

DEN - Denmark		Game	All
F	HERTSDAHL Louise	62 %	60 %
M	CHRISTENSEN Flemming	49 %	56 %
Team Total		55 %	58 %

AUT - Austria		Game	All
F	FISCHER Claudia	92 %	63 %
M	ROTH Christian	67 %	67 %
Team Total		77 %	65 %

Time remaining: 8 minutes 43 seconds

Last Stone Draw: 12.1 cm

Time remaining: 7 minutes 29 seconds

Last Stone Draw: 32.5 cm

### Detailed Game Statistics:

DEN - Denmark		Draws	Takeouts	Total
F	HERTSDAHL Louise	14 70 %	5 40 %	19 62 %
M	CHRISTENSEN Flemming	14 52 %	7 43 %	21 49 %
Team Total		28 61 %	12 42 %	40 55 %

AUT - Austria		Draws	Takeouts	Total
F	FISCHER Claudia	11 93 %	5 90 %	16 92 %
M	ROTH Christian	12 83 %	12 50 %	24 67 %
Team Total		23 88 %	17 62 %	40 77 %

### LEGEND

F Female

LSFE (\*) Last stone first end

M Male

## Game Results

Sheet	Game	Team	LSFE	1	2	3	4	5	6	7	8	Extra Ends	Total
C	8	WAL - Wales		1	3	1	1	0	0	1	X		7
	8	BLR - Belarus	*	0	0	0	0	1	1	0	X		2

WAL - Wales		Game	All
F	WATSON Dawn	74 %	51 %
M	MEIKLE Adrian	72 %	64 %
Team Total		73 %	58 %

BLR - Belarus		Game	All
F	KIRILLOVA Ekaterina	57 %	44 %
M	KIRILLOV Dmitry	50 %	55 %
Team Total		54 %	50 %

Time remaining: 16 minutes 49 seconds

Last Stone Draw: 185.4 cm (out)

Time remaining: 8 minutes 9 seconds

Last Stone Draw: 0.0 cm

### Detailed Game Statistics:

WAL - Wales		Draws	Takeouts	Total
F	WATSON Dawn	14 68 %	4 94 %	18 74 %
M	MEIKLE Adrian	14 70 %	2 88 %	16 72 %
Team Total		28 69 %	6 92 %	34 73 %

BLR - Belarus		Draws	Takeouts	Total
F	KIRILLOVA Ekaterina	14 50 %	3 92 %	17 57 %
M	KIRILLOV Dmitry	15 50 %	2 50 %	17 50 %
Team Total		29 50 %	5 75 %	34 54 %

### LEGEND

F Female

LSFE (\*) Last stone first end

M Male

X Unplayed/unfinished end due to concession

## Game Results

Sheet	Game	Team	LSFE	1	2	3	4	5	6	7	8	Extra Ends	Total
D	8	KOR - Korea		0	1	1	0	1	0	0	2		5
	8	RUS - Russia	*	2	0	0	1	0	4	1	0		8

KOR - Korea		Game	All
F	LEE Hyein	38 %	53 %
M	BEAK Jongchul	51 %	57 %
Team Total		46 %	56 %

RUS - Russia		Game	All
F	MOISEEVA Viktoriia	52 %	64 %
M	KRUSHELNITSKIY Aleksandr	60 %	73 %
Team Total		57 %	70 %

Time remaining: 0 minutes 5 seconds

Last Stone Draw: 159.9 cm

Time remaining: 2 minutes 44 seconds

Last Stone Draw: 75.8 cm

### Detailed Game Statistics:

KOR - Korea		Draws	Takeouts	Total
F	LEE Hyein	13 44 %	3 8 %	16 38 %
M	BEAK Jongchul	19 47 %	5 65 %	24 51 %
Team Total		32 46 %	8 44 %	40 46 %

RUS - Russia		Draws	Takeouts	Total
F	MOISEEVA Viktoriia	14 54 %	2 38 %	16 52 %
M	KRUSHELNITSKIY Aleksandr	22 60 %	2 63 %	24 60 %
Team Total		36 58 %	4 50 %	40 57 %

### LEGEND

F Female

LSFE (\*) Last stone first end

M Male



### Game Results

Sheet	Game	Team	LSFE	1	2	3	4	5	6	7	8	Extra Ends	Total
E	8	SCO - Scotland		1	0	3	0	2	0	4	X		10
	8	EST - Estonia	*	0	1	0	2	0	1	0	X		4

SCO - Scotland		Game	All
F	AITKEN Gina	86 %	72 %
M	MOUAT Bruce	88 %	74 %
Team Total		87 %	73 %

EST - Estonia		Game	All
F	MOELDER Maile	54 %	56 %
M	LILL Erkki	63 %	62 %
Team Total		60 %	59 %

Time remaining: 7 minutes 16 seconds

Last Stone Draw: 97.4 cm

Time remaining: 5 minutes 18 seconds

Last Stone Draw: 35.2 cm

### Detailed Game Statistics:

SCO - Scotland		Draws	Takeouts	Total
F	AITKEN Gina	12 83 %	2 100 %	14 86 %
M	MOUAT Bruce	17 88 %	4 88 %	21 88 %
Team Total		29 86 %	6 92 %	35 87 %

EST - Estonia		Draws	Takeouts	Total
F	MOELDER Maile	10 50 %	3 67 %	13 54 %
M	LILL Erkki	16 67 %	5 50 %	21 63 %
Team Total		26 61 %	8 56 %	34 60 %

### LEGEND

F Female

LSFE (\*) Last stone first end

M Male

X Unplayed/unfinished end due to concession

### Session Results and Standings

Sheet	Game	Team	LSFE	1	2	3	4	5	6	7	8	Extra Ends	Total
A	7	FIN - Finland		1	3	0	2	0	4	0	1		11
	8	LAT - Latvia	*	0	0	3	0	3	0	1	0		7
B	7	NOR - Norway	*	0	3	0	2	1	0	3	X		9
	7	GER - Germany		1	0	2	0	0	1	0	X		4
C	7	CHN - China		0	1	0	0	4	1	0	1		7
	7	FRA - France	*	1	0	2	1	0	0	2	0		6
D	7	ROU - Romania	*	0	2	0	0	2	1	2	X		7
	7	NED - Netherlands		1	0	1	1	0	0	0	X		3
E	7	SWE - Sweden	*	4	1	0	0	2	2	X	X		9
	7	SLO - Slovenia		0	0	1	1	0	0	X	X		2

Qualification for the play-offs is based on wins and losses (Q) and on wins against possible tied teams (q)

## Session Results and Standings

### Standings after Round Robin Session 24

Rank	Team	Games	Wins	Losses		
<b>Group A</b>						
1	RUS - Russia	7	7	0	Q	
2	HUN - Hungary	8	7	1	Q	
3	KOR - Korea	7	5	2		
4	AUT - Austria	7	4	3		
5	WAL - Wales	7	3	4		
6	DEN - Denmark	7	2	5		
6	ITA - Italy	7	2	5		
8	BLR - Belarus	7	1	6		
8	ENG - England	7	1	6		
<b>Group B</b>						
1	SWE - Sweden	7	7	0	Q	
2	CAN - Canada	7	6	1	Q	
3	SCO - Scotland	7	5	2	q	
4	FIN - Finland	7	4	3		
5	EST - Estonia	7	3	4		
6	LAT - Latvia	8	3	5		
7	KAZ - Kazakhstan	7	2	5		
8	BRA - Brazil	7	1	6		
8	SLO - Slovenia	7	1	6		
<b>Group C</b>						
1	SUI - Switzerland	7	6	1	Q	w1
2	CZE - Czech Republic	7	6	1	Q	w0
3	AUS - Australia	7	5	2	Q	
4	POL - Poland	7	4	3		
5	JPN - Japan	7	3	4		
6	ROU - Romania	7	2	5		w1
7	NED - Netherlands	7	2	5		w0
8	SVK - Slovakia	7	0	7		
<b>Group D</b>						
1	NOR - Norway	7	7	0	Q	
2	ESP - Spain	7	5	2	Q	w1
3	CHN - China	7	5	2	Q	w0
4	FRA - France	7	4	3		
5	USA - United States of America	7	3	4		
6	NZL - New Zealand	7	2	5		
7	IRL - Ireland	7	1	6		w1
8	GER - Germany	7	1	6		w0

#### LEGEND

LSFE (\*) Last stone first end

Q Qualified for the play-offs

wx Number of wins (x) against tied teams

X Unplayed/unfinished end due to concession

Qualification for the play-offs is based on wins and losses (Q) and on wins against possible tied teams (q)

### Game Results

Sheet	Game	Team	LSFE	1	2	3	4	5	6	7	8	Extra Ends	Total
A	7	FIN - Finland		1	3	0	2	0	4	0	1		11
	8	LAT - Latvia	*	0	0	3	0	3	0	1	0		7

FIN - Finland		Game	All
F	JUHASZ Eszter	77 %	62 %
M	UUSIPAAVALNIEMI Markku	96 %	65 %
Team Total		84 %	63 %

LAT - Latvia		Game	All
F	REGZA Dace	63 %	61 %
M	REGZA Ansis	70 %	58 %
Team Total		66 %	59 %

Time remaining: 2 minutes 15 seconds

Last Stone Draw: 56.6 cm

Time remaining: 1 minute 45 seconds

Last Stone Draw: 31.0 cm

### Detailed Game Statistics:

FIN - Finland		Draws	Takeouts	Total
F	JUHASZ Eszter	18 75%	6 83%	24 77%
M	UUSIPAAVALNIEMI Markku	13 96%	1 100%	14 96%
Team Total		31 84%	7 86%	38 84%

LAT - Latvia		Draws	Takeouts	Total
F	REGZA Dace	20 58%	4 88%	24 63%
M	REGZA Ansis	14 66%	2 100%	16 70%
Team Total		34 61%	6 92%	40 66%

### LEGEND

F Female

LSFE (\*) Last stone first end

M Male

## Game Results

Sheet	Game	Team	LSFE	1	2	3	4	5	6	7	8	Extra Ends	Total
B	7	NOR - Norway	*	0	3	0	2	1	0	3	X		9
	7	GER - Germany		1	0	2	0	0	1	0	X		4

NOR - Norway		Game	All
F	SKASLIEN Kristin Moen	67 %	66 %
M	NEDREGOTTEN Magnus	56 %	73 %
Team Total		60 %	71 %

GER - Germany		Game	All
F	FISCHER Andrea	77 %	39 %
M	KNOHL Stefan	61 %	50 %
Team Total		67 %	45 %

Time remaining: 2 minutes 25 seconds

Last Stone Draw: 24.2 cm

Time remaining: 1 minute 58 seconds

Last Stone Draw: 185.4 cm (out)

### Detailed Game Statistics:

NOR - Norway		Draws	Takeouts	Total
F	SKASLIEN Kristin Moen	12 67%	3 67%	15 67%
M	NEDREGOTTEN Magnus	16 53%	8 63%	24 56%
Team Total		28 59%	11 64%	39 60%

GER - Germany		Draws	Takeouts	Total
F	FISCHER Andrea	14 82%	1 0%	15 77%
M	KNOHL Stefan	19 59%	5 70%	24 61%
Team Total		33 69%	6 58%	39 67%

### LEGEND

F Female

LSFE (\*) Last stone first end

M Male

X Unplayed/unfinished end due to concession

## Game Results

Sheet	Game	Team	LSFE	1	2	3	4	5	6	7	8	Extra Ends	Total
C	7	CHN - China		0	1	0	0	4	1	0	1		7
	7	FRA - France	*	1	0	2	1	0	0	2	0		6

CHN - China		Game	All
F	LIU Si Jia	76 %	67 %
M	GUO Wen Li	79 %	70 %
Team Total		78 %	68 %

FRA - France		Game	All
F	CHARLET Delphine	65 %	60 %
M	ANGIBOUST Tony	62 %	68 %
Team Total		63 %	64 %

Time remaining: 6 minutes 29 seconds

Last Stone Draw: 41.7 cm

Time remaining: 1 minute 58 seconds

Last Stone Draw: 33.7 cm

### Detailed Game Statistics:

CHN - China		Draws	Takeouts	Total
F	LIU Si Jia	12 71 %	8 84 %	20 76 %
M	GUO Wen Li	16 75 %	3 100 %	19 79 %
Team Total		28 73 %	11 89 %	39 78 %

FRA - France		Draws	Takeouts	Total
F	CHARLET Delphine	22 63 %	2 88 %	24 65 %
M	ANGIBOUST Tony	14 66 %	1 0 %	15 62 %
Team Total		36 64 %	3 58 %	39 63 %

### LEGEND

F Female

LSFE (\*) Last stone first end

M Male

## Game Results

Sheet	Game	Team	LSFE	1	2	3	4	5	6	7	8	Extra Ends	Total
D	7	ROU - Romania	*	0	2	0	0	2	1	2	X		7
	7	NED - Netherlands		1	0	1	1	0	0	0	X		3

ROU - Romania		Game	All
F	BUTUCEA Diana	40%	41%
M	COLIBAN Allen	52%	60%
Team Total		47%	52%

NED - Netherlands		Game	All
F	NEELEMAN Marianne	57%	45%
M	WIEBE Ezra	51%	66%
Team Total		53%	58%

Time remaining: 5 minutes 33 seconds

Last Stone Draw: 0.0 cm (toss)

Time remaining: 4 minutes 23 seconds

Last Stone Draw: 0.0 cm

### Detailed Game Statistics:

ROU - Romania		Draws		Takeouts		Total	
F	BUTUCEA Diana	10	35%	5	50%	15	40%
M	COLIBAN Allen	17	60%	7	32%	24	52%
Team Total		27	51%	12	40%	39	47%

NED - Netherlands		Draws		Takeouts		Total	
F	NEELEMAN Marianne	12	71%	3	0%	15	57%
M	WIEBE Ezra	19	59%	5	20%	24	51%
Team Total		31	64%	8	13%	39	53%

### LEGEND

F Female

LSFE (\*) Last stone first end

M Male

X Unplayed/unfinished end due to concession

### Game Results

Sheet	Game	Team	LSFE	1	2	3	4	5	6	7	8	Extra Ends	Total
E	7	SWE - Sweden	*	4	1	0	0	2	2	X	X		9
	7	SLO - Slovenia		0	0	1	1	0	0	X	X		2

SWE - Sweden		Game	All
F	JOHANSSON Camilla	76 %	77 %
M	NOREEN Per	92 %	77 %
Team Total		83 %	77 %

SLO - Slovenia		Game	All
F	JURINCIC Valentina	44 %	51 %
M	CULIC Jure	46 %	59 %
Team Total		45 %	55 %

Time remaining: 17 minutes 13 seconds

Last Stone Draw: 0.0 cm

Time remaining: 11 minutes 41 seconds

Last Stone Draw: 89.5 cm

### Detailed Game Statistics:

SWE - Sweden		Draws	Takeouts	Total
F	JOHANSSON Camilla	16 73 %	2 100 %	18 76 %
M	NOREEN Per	12 92 %	0 - %	12 92 %
Team Total		28 81 %	2 100 %	30 83 %

SLO - Slovenia		Draws	Takeouts	Total
F	JURINCIC Valentina	11 52 %	5 25 %	16 44 %
M	CULIC Jure	9 67 %	4 0 %	13 46 %
Team Total		20 59 %	9 14 %	29 45 %

### LEGEND

F Female

LSFE (\*) Last stone first end

M Male

X Unplayed/unfinished end due to concession



### Session Results and Standings

Sheet	Game	Team	LSFE	1	2	3	4	5	6	7	8	Extra Ends	Total
A	7	POL - Poland		0	2	2	1	0	0	2	1		8
	7	JPN - Japan	*	2	0	0	0	2	1	0	0		5
B	7	SUI - Switzerland	*	1	1	0	1	1	1	0	1		6
	7	CZE - Czech Republic		0	0	3	0	0	0	1	0		4
C	7	AUS - Australia		0	0	1	0	1	1	2	2		7
	7	SVK - Slovakia	*	1	1	0	2	0	0	0	0		4
D	7	ESP - Spain		1	1	1	2	0	1	1	X		7
	7	USA - United States of America	*	0	0	0	0	1	0	0	X		1
E	7	IRL - Ireland		0	0	0	5	1	0	2	0	0	8
	7	NZL - New Zealand	*	2	2	2	0	0	1	0	1	1	9

### Standings after Session 23

#### A Group

Rank	Team	Games	Wins	Losses	
1	RUS - Russia	7	7	0	Q
2	HUN - Hungary	8	7	1	Q
3	KOR - Korea	7	5	2	
4	AUT - Austria	7	4	3	
5	WAL - Wales	7	3	4	
6	DEN - Denmark	7	2	5	
6	ITA - Italy	7	2	5	
8	BLR - Belarus	7	1	6	
8	ENG - England	7	1	6	

#### B Group

Rank	Team	Games	Wins	Losses	
1	SWE - Sweden	6	6	0	Q
2	CAN - Canada	7	6	1	Q
3	SCO - Scotland	7	5	2	q
4	FIN - Finland	6	3	3	
5	EST - Estonia	7	3	4	
5	LAT - Latvia	7	3	4	
7	KAZ - Kazakhstan	7	2	5	
8	SLO - Slovenia	6	1	5	
9	BRA - Brazil	7	1	6	

#### C Group

Rank	Team	Games	Wins	Losses	
1	CZE - Czech Republic	7	6	1	Q
1	SUI - Switzerland	7	6	1	Q
3	AUS - Australia	7	5	2	q
4	POL - Poland	7	4	3	
5	JPN - Japan	7	3	4	
6	NED - Netherlands	6	2	4	
7	ROU - Romania	6	1	5	
8	SVK - Slovakia	7	0	7	

#### D Group

Rank	Team	Games	Wins	Losses	
1	NOR - Norway	6	6	0	Q
2	ESP - Spain	7	5	2	q
3	CHN - China	6	4	2	
3	FRA - France	6	4	2	
5	USA - United States of America	7	3	4	
6	NZL - New Zealand	7	2	5	
7	GER - Germany	6	1	5	
8	IRL - Ireland	7	1	6	

#### LEGEND

LSFE (\*) Last stone first end      Q      Qualified for the play-offs      X      Unplayed/unfinished end due to concession

Qualification for the play-offs is based on wins and losses (Q) and on wins against possible tied teams (q)

## Game Results

Sheet	Game	Team	LSFE	1	2	3	4	5	6	7	8	Extra Ends	Total
A	7	POL - Poland		0	2	2	1	0	0	2	1		8
	7	JPN - Japan	*	2	0	0	0	2	1	0	0		5

POL - Poland		Game	All
F	WALCZAK Adela	67 %	56 %
M	PIWOROWICZ Lukasz	72 %	57 %
Team Total		70 %	57 %

JPN - Japan		Game	All
F	SATOH Mitsuki	70 %	59 %
M	MOCHIDA Yasuo	45 %	59 %
Team Total		55 %	59 %

Time remaining: 0 minutes 32 seconds

Last Stone Draw: 131.0 cm

Time remaining: 1 minute 22 seconds

Last Stone Draw: 74.3 cm

### Detailed Game Statistics:

POL - Poland		Draws	Takeouts	Total
F	WALCZAK Adela	14 73 %	2 25 %	16 67 %
M	PIWOROWICZ Lukasz	23 71 %	1 100 %	24 72 %
Team Total		37 72 %	3 50 %	40 70 %

JPN - Japan		Draws	Takeouts	Total
F	SATOH Mitsuki	14 70 %	2 75 %	16 70 %
M	MOCHIDA Yasuo	21 44 %	3 50 %	24 45 %
Team Total		35 54 %	5 60 %	40 55 %

### LEGEND

F Female

LSFE (\*) Last stone first end

M Male

## Game Results

Sheet	Game	Team	LSFE	1	2	3	4	5	6	7	8	Extra Ends	Total
B	7	SUI - Switzerland	*	1	1	0	1	1	1	0	1		6
	7	CZE - Czech Republic		0	0	3	0	0	0	1	0		4

SUI - Switzerland		Game	All
F	GRIBI Michelle	70 %	68 %
M	GRIBI Reto	65 %	72 %
Team Total		66 %	70 %

CZE - Czech Republic		Game	All
F	HAJKOVA Zuzana	64 %	73 %
M	PAUL Tomas	60 %	72 %
Team Total		62 %	72 %

Time remaining: 3 minutes 14 seconds

Last Stone Draw: 0.0 cm

Time remaining: 0 minutes 48 seconds

Last Stone Draw: 173.1 cm

### Detailed Game Statistics:

SUI - Switzerland		Draws	Takeouts	Total
F	GRIBI Michelle	13 69%	1 75%	14 70%
M	GRIBI Reto	19 63%	5 70%	24 65%
Team Total		32 66%	6 71%	38 66%

CZE - Czech Republic		Draws	Takeouts	Total
F	HAJKOVA Zuzana	13 69%	1 0%	14 64%
M	PAUL Tomas	19 66%	5 40%	24 60%
Team Total		32 67%	6 33%	38 62%

### LEGEND

F Female

LSFE (\*) Last stone first end

M Male

## Game Results

Sheet	Game	Team	LSFE	1	2	3	4	5	6	7	8	Extra Ends	Total
C	7	AUS - Australia		0	0	1	0	1	1	2	2		7
	7	SVK - Slovakia	*	1	1	0	2	0	0	0	0		4

AUS - Australia		Game	All
F	WEEDEN Laurie	63 %	65 %
M	PALANGIO Ian	51 %	69 %
Team Total		56 %	67 %

SVK - Slovakia		Game	All
F	KVARDOVA Veronika	46 %	42 %
M	DERZSI Ladislav	44 %	52 %
Team Total		45 %	48 %

Time remaining: 1 minute 0 seconds

Last Stone Draw: 43.7 cm

Time remaining: 1 minute 3 seconds

Last Stone Draw: 0.0 cm

### Detailed Game Statistics:

AUS - Australia		Draws		Takeouts		Total	
F	WEEDEN Laurie	14	63 %	3	67 %	17	63 %
M	PALANGIO Ian	15	63 %	8	28 %	23	51 %
Team Total		29	63 %	11	39 %	40	56 %

SVK - Slovakia		Draws		Takeouts		Total	
F	KVARDOVA Veronika	22	43 %	2	75 %	24	46 %
M	DERZSI Ladislav	15	47 %	1	0 %	16	44 %
Team Total		37	45 %	3	50 %	40	45 %

### LEGEND

F Female

LSFE (\*) Last stone first end

M Male

### Game Results

Sheet	Game	Team	LSFE	1	2	3	4	5	6	7	8	Extra Ends	Total
D	7	ESP - Spain		1	1	1	2	0	1	1	X		7
	7	USA - United States of America	*	0	0	0	0	1	0	0	X		1

ESP - Spain		Game	All
F	GARCIA Irantzu	86 %	63 %
M	VEZ Sergio	75 %	67 %
Team Total		79 %	66 %

USA - United States of America		Game	All
F	MEECHAI Joyance	36 %	55 %
M	GEBAUER Steve	54 %	67 %
Team Total		46 %	62 %

Time remaining: 9 minutes 44 seconds

Last Stone Draw: 100.3 cm

Time remaining: 9 minutes 23 seconds

Last Stone Draw: 29.9 cm

### Detailed Game Statistics:

ESP - Spain		Draws	Takeouts	Total
F	GARCIA Irantzu	14 86 %	0 - %	14 86 %
M	VEZ Sergio	17 72 %	4 88 %	21 75 %
Team Total		31 78 %	4 88 %	35 79 %

USA - United States of America		Draws	Takeouts	Total
F	MEECHAI Joyance	13 38 %	1 0 %	14 36 %
M	GEBAUER Steve	19 54 %	2 50 %	21 54 %
Team Total		32 48 %	3 33 %	35 46 %

### LEGEND

F Female

LSFE (\*) Last stone first end

M Male

X Unplayed/unfinished end due to concession

## Game Results

Sheet	Game	Team	LSFE	1	2	3	4	5	6	7	8	Extra Ends	Total
E	7	IRL - Ireland		0	0	0	5	1	0	2	0	0	8
	7	NZL - New Zealand	*	2	2	2	0	0	1	0	1	1	9

IRL - Ireland		Game	All
F	KERR Louise	50%	47%
M	FUREY John	51%	46%
Team Total		51%	47%

NZL - New Zealand		Game	All
F	TAYLOR Waverley	60%	48%
M	THOMSON Kenny	78%	72%
Team Total		71%	62%

Time remaining: 0 minutes 52 seconds  
 Time remaining: 0 minutes 51 seconds (after extra end)  
 Last Stone Draw: 46.9 cm

Time remaining: 3 minutes 13 seconds  
 Time remaining: 2 minutes 20 seconds (after extra end)  
 Last Stone Draw: 1.1 cm

### Detailed Game Statistics:

IRL - Ireland		Draws		Takeouts		Total	
F	KERR Louise	14	50%	8	50%	22	50%
M	FUREY John	17	54%	5	40%	22	51%
Team Total		31	52%	13	46%	44	51%

NZL - New Zealand		Draws		Takeouts		Total	
F	TAYLOR Waverley	16	61%	2	50%	18	60%
M	THOMSON Kenny	21	87%	6	46%	27	78%
Team Total		37	76%	8	47%	45	71%

<b>LEGEND</b>			
F	Female	LSFE (*)	Last stone first end
M	Male		

### Session Results and Standings

Sheet	Game	Team	LSFE	1	2	3	4	5	6	7	8	Extra Ends	Total
A	7	EST - Estonia	*	0	2	0	0	2	0	3	0	2	9
	7	KAZ - Kazakhstan		1	0	1	2	0	2	0	1	0	7
B	7	BRA - Brazil		0	0	1	0	0	2	0	X		3
	7	CAN - Canada	*	4	1	0	2	2	0	1	X		10
C	7	RUS - Russia	*	2	0	3	0	0	1	3	X		9
	7	ITA - Italy		0	1	0	3	1	0	0	X		5
D	7	ENG - England	*	0	6	0	4	1	0	0	X		11
	7	DEN - Denmark		1	0	2	0	0	2	2	X		7
E	7	AUT - Austria		1	1	0	0	2	0	1	0		5
	8	HUN - Hungary	*	0	0	5	2	0	1	0	1		9

### Standings after Session 22

#### A Group

Rank	Team	Games	Wins	Losses	
1	RUS - Russia	7	7	0	Q
2	HUN - Hungary	8	7	1	Q
3	KOR - Korea	7	5	2	
4	AUT - Austria	7	4	3	
5	WAL - Wales	7	3	4	
6	DEN - Denmark	7	2	5	
6	ITA - Italy	7	2	5	
8	BLR - Belarus	7	1	6	
8	ENG - England	7	1	6	

#### B Group

Rank	Team	Games	Wins	Losses	
1	SWE - Sweden	6	6	0	Q
2	CAN - Canada	7	6	1	Q
3	SCO - Scotland	7	5	2	
4	FIN - Finland	6	3	3	
5	EST - Estonia	7	3	4	
5	LAT - Latvia	7	3	4	
7	KAZ - Kazakhstan	7	2	5	
8	SLO - Slovenia	6	1	5	
9	BRA - Brazil	7	1	6	

#### C Group

Rank	Team	Games	Wins	Losses	
1	CZE - Czech Republic	6	6	0	Q
2	SUI - Switzerland	6	5	1	Q
3	AUS - Australia	6	4	2	
4	JPN - Japan	6	3	3	
4	POL - Poland	6	3	3	
6	NED - Netherlands	6	2	4	
7	ROU - Romania	6	1	5	
8	SVK - Slovakia	6	0	6	

#### D Group

Rank	Team	Games	Wins	Losses	
1	NOR - Norway	6	6	0	Q
2	CHN - China	6	4	2	
2	ESP - Spain	6	4	2	
2	FRA - France	6	4	2	
5	USA - United States of America	6	3	3	
6	GER - Germany	6	1	5	
6	IRL - Ireland	6	1	5	
6	NZL - New Zealand	6	1	5	

#### LEGEND

LSFE (\*) Last stone first end

Q Qualified for the play-offs

X Unplayed/unfinished end due to concession

## Game Results

Sheet	Game	Team	LSFE	1	2	3	4	5	6	7	8	Extra Ends	Total
A	7	EST - Estonia	*	0	2	0	0	2	0	3	0	2	9
	7	KAZ - Kazakhstan		1	0	1	2	0	2	0	1	0	7

EST - Estonia		Game	All
F	MOELDER Maile	71%	56%
M	LILL Erkki	73%	61%
Team Total		72%	59%

KAZ - Kazakhstan		Game	All
F	TEN Olga	54%	58%
M	ORLOV Aleksandr	81%	65%
Team Total		71%	62%

Time remaining: 1 minute 1 second  
 Time remaining: 0 minutes 35 seconds (after extra end)  
 Last Stone Draw: 89.1 cm

Time remaining: 0 minutes 10 seconds  
 Time remaining: 0 minutes 57 seconds (after extra end)  
 Last Stone Draw: 99.2 cm

### Detailed Game Statistics:

EST - Estonia		Draws	Takeouts	Total
F	MOELDER Maile	14 71%	4 69%	18 71%
M	LILL Erkki	14 70%	13 77%	27 73%
Team Total		28 71%	17 75%	45 72%

KAZ - Kazakhstan		Draws	Takeouts	Total
F	TEN Olga	14 46%	4 81%	18 54%
M	ORLOV Aleksandr	20 80%	7 86%	27 81%
Team Total		34 66%	11 84%	45 71%

LEGEND	
F	Female
LSFE (*)	Last stone first end
M	Male



### Game Results

Sheet	Game	Team	LSFE	1	2	3	4	5	6	7	8	Extra Ends	Total
B	7	BRA - Brazil		0	0	1	0	0	2	0	X		3
	7	CAN - Canada	*	4	1	0	2	2	0	1	X		10

BRA - Brazil		Game	All
F	LIMA Aline	59%	44%
M	MELLO Marcelo	59%	51%
Team Total		59%	48%

CAN - Canada		Game	All
F	TUCK Kimberly	63%	63%
M	TUCK Wayne	79%	77%
Team Total		73%	71%

Time remaining: 4 minutes 5 seconds

Last Stone Draw: 185.4 cm (out)

Time remaining: 9 minutes 27 seconds

Last Stone Draw: 0.0 cm

### Detailed Game Statistics:

BRA - Brazil		Draws	Takeouts	Total
F	LIMA Aline	14 59%	2 63%	16 59%
M	MELLO Marcelo	16 56%	3 75%	19 59%
Team Total		30 58%	5 70%	35 59%

CAN - Canada		Draws	Takeouts	Total
F	TUCK Kimberly	13 63%	0 -%	13 63%
M	TUCK Wayne	21 79%	0 -%	21 79%
Team Total		34 73%	0 -%	34 73%

### LEGEND

F Female

LSFE (\*) Last stone first end

M Male

X Unplayed/unfinished end due to concession

## Game Results

Sheet	Game	Team	LSFE	1	2	3	4	5	6	7	8	Extra Ends	Total
C	7	RUS - Russia	*	2	0	3	0	0	1	3	X		9
	7	ITA - Italy		0	1	0	3	1	0	0	X		5

RUS - Russia		Game	All
F	MOISEEVA Viktoriia	53 %	66 %
M	KRUSHELNITSKIY Aleksandr	67 %	75 %
Team Total		62 %	72 %

ITA - Italy		Game	All
F	RICCA Giorgia	65 %	58 %
M	GONIN Alessio	58 %	59 %
Team Total		61 %	59 %

Time remaining: 5 minutes 29 seconds

Last Stone Draw: 18.0 cm

Time remaining: 9 minutes 0 seconds

Last Stone Draw: 142.0 cm

### Detailed Game Statistics:

RUS - Russia		Draws	Takeouts	Total
F	MOISEEVA Viktoriia	13 58 %	2 25 %	15 53 %
M	KRUSHELNITSKIY Aleksandr	16 61 %	8 78 %	24 67 %
Team Total		29 59 %	10 68 %	39 62 %

ITA - Italy		Draws	Takeouts	Total
F	RICCA Giorgia	14 63 %	1 100 %	15 65 %
M	GONIN Alessio	17 59 %	6 54 %	23 58 %
Team Total		31 60 %	7 61 %	38 61 %

### LEGEND

F Female

LSFE (\*) Last stone first end

M Male

X Unplayed/unfinished end due to concession

### Game Results

Sheet	Game	Team	LSFE	1	2	3	4	5	6	7	8	Extra Ends	Total
D	7	ENG - England	*	0	6	0	4	1	0	0	X		11
	7	DEN - Denmark		1	0	2	0	0	2	2	X		7

ENG - England		Game	All
F	WARD Angharad	76 %	55 %
M	ZACHARY Bryan	43 %	38 %
Team Total		64 %	48 %

DEN - Denmark		Game	All
F	HERTSDAHL Louise	70 %	59 %
M	CHRISTENSEN Flemming	56 %	57 %
Team Total		63 %	58 %

Time remaining: 11 minutes 0 seconds

Last Stone Draw: 6.4 cm

Time remaining: 11 minutes 29 seconds

Last Stone Draw: 79.7 cm

#### Detailed Game Statistics:

ENG - England		Draws		Takeouts		Total	
F	WARD Angharad	17	81 %	6	63 %	23	76 %
M	ZACHARY Bryan	12	48 %	2	13 %	14	43 %
Team Total		29	67 %	8	50 %	37	64 %

DEN - Denmark		Draws		Takeouts		Total	
F	HERTSDAHL Louise	16	77 %	3	33 %	19	70 %
M	CHRISTENSEN Flemming	15	63 %	5	35 %	20	56 %
Team Total		31	70 %	8	34 %	39	63 %

#### LEGEND

F Female

LSFE (\*) Last stone first end

M Male

X Unplayed/unfinished end due to concession

## Game Results

Sheet	Game	Team	LSFE	1	2	3	4	5	6	7	8	Extra Ends	Total
E	7	AUT - Austria		1	1	0	0	2	0	1	0		5
	8	HUN - Hungary	*	0	0	5	2	0	1	0	1		9

AUT - Austria		Game	All
F	FISCHER Claudia	58 %	59 %
M	ROTH Christian	72 %	67 %
Team Total		66 %	64 %

HUN - Hungary		Game	All
F	PALANCSA Dorottya	66 %	64 %
M	KISS Zsolt	67 %	73 %
Team Total		66 %	67 %

Time remaining: 1 minute 55 seconds

Last Stone Draw: 20.4 cm

Time remaining: 8 minutes 1 second

Last Stone Draw: 16.9 cm

### Detailed Game Statistics:

AUT - Austria		Draws	Takeouts	Total
F	FISCHER Claudia	15 55%	1 100%	16 58%
M	ROTH Christian	21 71%	3 75%	24 72%
Team Total		36 65%	4 81%	40 66%

HUN - Hungary		Draws	Takeouts	Total
F	PALANCSA Dorottya	16 80%	8 38%	24 66%
M	KISS Zsolt	9 83%	6 42%	15 67%
Team Total		25 81%	14 39%	39 66%

### LEGEND

F Female

LSFE (\*) Last stone first end

M Male

### Session Results and Standings

Sheet	Game	Team	LSFE	1	2	3	4	5	6	7	8	Extra Ends	Total
A	6	JPN - Japan	*	1	0	0	0	1	1	1	1	0	5
	6	CZE - Czech Republic		0	3	1	1	0	0	0	0	1	6
B	7	WAL - Wales	*	0	1	0	1	0	0	X	X		2
	7	KOR - Korea		1	0	2	0	2	4	X	X		9
C	6	SUI - Switzerland		1	3	4	1	0	1	1	X		11
	6	POL - Poland	*	0	0	0	0	1	0	0	X		1
D	6	NED - Netherlands	*	0	0	0	0	1	0	2	X		3
	6	AUS - Australia		1	1	1	1	0	5	0	X		9
E	6	NOR - Norway		1	2	1	2	0	3	0	X		9
	6	FRA - France	*	0	0	0	0	3	0	1	X		4

### Standings after Session 21

#### A Group

Rank	Team	Games	Wins	Losses
1	RUS - Russia	6	6	0
2	HUN - Hungary	7	6	1
3	KOR - Korea	7	5	2
4	AUT - Austria	6	4	2
5	WAL - Wales	7	3	4
6	DEN - Denmark	6	2	4
6	ITA - Italy	6	2	4
8	BLR - Belarus	7	1	6
9	ENG - England	6	0	6

#### B Group

Rank	Team	Games	Wins	Losses
1	SWE - Sweden	6	6	0 Q
2	CAN - Canada	6	5	1
3	SCO - Scotland	7	5	2
4	FIN - Finland	6	3	3
5	LAT - Latvia	7	3	4
6	EST - Estonia	6	2	4
6	KAZ - Kazakhstan	6	2	4
8	BRA - Brazil	6	1	5
8	SLO - Slovenia	6	1	5

#### C Group

Rank	Team	Games	Wins	Losses
1	CZE - Czech Republic	6	6	0 Q
2	SUI - Switzerland	6	5	1 Q
3	AUS - Australia	6	4	2
4	JPN - Japan	6	3	3
4	POL - Poland	6	3	3
6	NED - Netherlands	6	2	4
7	ROU - Romania	6	1	5
8	SVK - Slovakia	6	0	6

#### D Group

Rank	Team	Games	Wins	Losses
1	NOR - Norway	6	6	0 Q
2	CHN - China	6	4	2
2	ESP - Spain	6	4	2
2	FRA - France	6	4	2
5	USA - United States of America	6	3	3
6	GER - Germany	6	1	5
6	IRL - Ireland	6	1	5
6	NZL - New Zealand	6	1	5

#### LEGEND

LSFE (\*) Last stone first end      Q      Qualified for the play-offs      X      Unplayed/unfinished end due to concession

## Game Results

Sheet	Game	Team	LSFE	1	2	3	4	5	6	7	8	Extra Ends	Total
A	6	JPN - Japan	*	1	0	0	0	1	1	1	1	0	5
	6	CZE - Czech Republic		0	3	1	1	0	0	0	0	1	6

JPN - Japan		Game	All
F	SATOH Mitsuki	64%	57%
M	MOCHIDA Yasuo	69%	61%
Team Total		67%	59%

CZE - Czech Republic		Game	All
F	HAJKOVA Zuzana	73%	74%
M	PAUL Tomas	80%	74%
Team Total		77%	74%

Time remaining: 0 minutes 0 seconds  
 Time remaining: 1 minute 55 seconds (after extra end)  
 Last Stone Draw: 6.3 cm

Time remaining: 0 minutes 0 seconds  
 Time remaining: 2 minutes 25 seconds (after extra end)  
 Last Stone Draw: 71.7 cm

### Detailed Game Statistics:

JPN - Japan		Draws	Takeouts	Total
F	SATOH Mitsuki	12 79%	6 33%	18 64%
M	MOCHIDA Yasuo	19 67%	8 72%	27 69%
Team Total		31 72%	14 55%	45 67%

CZE - Czech Republic		Draws	Takeouts	Total
F	HAJKOVA Zuzana	14 79%	1 0%	15 73%
M	PAUL Tomas	14 77%	13 83%	27 80%
Team Total		28 78%	14 77%	42 77%

<b>LEGEND</b>			
F Female	LSFE (*) Last stone first end	M Male	

## Game Results

Sheet	Game	Team	LSFE	1	2	3	4	5	6	7	8	Extra Ends	Total
B	7	WAL - Wales	*	0	1	0	1	0	0	X	X		2
	7	KOR - Korea		1	0	2	0	2	4	X	X		9

WAL - Wales		Game	All
F	WATSON Dawn	21%	47%
M	MEIKLE Adrian	53%	63%
Team Total		40%	56%

KOR - Korea		Game	All
F	LEE Hyein	63%	55%
M	BEAK Jongchul	57%	58%
Team Total		59%	57%

Time remaining: 18 minutes 47 seconds

Last Stone Draw: 179.5 cm

Time remaining: 13 minutes 46 seconds

Last Stone Draw: 185.4 cm (out)

### Detailed Game Statistics:

WAL - Wales		Draws	Takeouts	Total
F	WATSON Dawn	11 23%	1 0%	12 21%
M	MEIKLE Adrian	11 50%	7 57%	18 53%
Team Total		22 36%	8 50%	30 40%

KOR - Korea		Draws	Takeouts	Total
F	LEE Hyein	11 59%	1 100%	12 63%
M	BEAK Jongchul	16 55%	2 75%	18 57%
Team Total		27 56%	3 83%	30 59%

### LEGEND

F Female

LSFE (\*) Last stone first end

M Male

X Unplayed/unfinished end due to concession

## Game Results

Sheet	Game	Team	LSFE	1	2	3	4	5	6	7	8	Extra Ends	Total
C	6	SUI - Switzerland		1	3	4	1	0	1	1	X		11
	6	POL - Poland	*	0	0	0	0	1	0	0	X		1

SUI - Switzerland		Game	All
F	GRIBI Michelle	87 %	67 %
M	GRIBI Reto	85 %	73 %
Team Total		85 %	71 %

POL - Poland		Game	All
F	WALCZAK Adela	48 %	54 %
M	PIWOROWICZ Lukasz	50 %	55 %
Team Total		49 %	54 %

Time remaining: 14 minutes 49 seconds

Last Stone Draw: 28.1 cm

Time remaining: 8 minutes 48 seconds

Last Stone Draw: 18.3 cm

### Detailed Game Statistics:

SUI - Switzerland		Draws	Takeouts	Total
F	GRIBI Michelle	11 89 %	2 75 %	13 87 %
M	GRIBI Reto	20 84 %	1 100 %	21 85 %
Team Total		31 85 %	3 83 %	34 85 %

POL - Poland		Draws	Takeouts	Total
F	WALCZAK Adela	7 61 %	6 33 %	13 48 %
M	PIWOROWICZ Lukasz	20 53 %	1 0 %	21 50 %
Team Total		27 55 %	7 29 %	34 49 %

### LEGEND

F Female

LSFE (\*) Last stone first end

M Male

X Unplayed/unfinished end due to concession



## Game Results

Sheet	Game	Team	LSFE	1	2	3	4	5	6	7	8	Extra Ends	Total
D	6	NED - Netherlands	*	0	0	0	0	1	0	2	X		3
	6	AUS - Australia		1	1	1	1	0	5	0	X		9

NED - Netherlands		Game	All
F	NEELEMAN Marianne	37 %	44 %
M	WIEBE Ezra	64 %	68 %
Team Total		54 %	58 %

AUS - Australia		Game	All
F	WEEDEN Laurie	79 %	65 %
M	PALANGIO Ian	75 %	72 %
Team Total		76 %	69 %

Time remaining: 8 minutes 43 seconds

Last Stone Draw: 17.9 cm

Time remaining: 8 minutes 19 seconds

Last Stone Draw: 34.0 cm

### Detailed Game Statistics:

NED - Netherlands		Draws		Takeouts		Total	
F	NEELEMAN Marianne	12	40 %	1	0 %	13	37 %
M	WIEBE Ezra	16	66 %	5	60 %	21	64 %
Team Total		28	54 %	6	50 %	34	54 %

AUS - Australia		Draws		Takeouts		Total	
F	WEEDEN Laurie	12	79 %	2	75 %	14	79 %
M	PALANGIO Ian	18	74 %	3	83 %	21	75 %
Team Total		30	76 %	5	80 %	35	76 %

### LEGEND

F Female

LSFE (\*) Last stone first end

M Male

X Unplayed/unfinished end due to concession

### Game Results

Sheet	Game	Team	LSFE	1	2	3	4	5	6	7	8	Extra Ends	Total
E	6	NOR - Norway		1	2	1	2	0	3	0	X		9
	6	FRA - France	*	0	0	0	0	3	0	1	X		4

NOR - Norway		Game	All
F	SKASLIEN Kristin Moen	48 %	66 %
M	NEDREGOTTEN Magnus	74 %	77 %
Team Total		64 %	72 %

FRA - France		Game	All
F	CHARLET Delphine	65 %	60 %
M	ANGIBOUST Tony	54 %	69 %
Team Total		61 %	64 %

Time remaining: 8 minutes 56 seconds

Last Stone Draw: 185.4 cm (out)

Time remaining: 7 minutes 34 seconds

Last Stone Draw: 32.7 cm

### Detailed Game Statistics:

NOR - Norway		Draws	Takeouts	Total
F	SKASLIEN Kristin Moen	13 46%	1 75%	14 48%
M	NEDREGOTTEN Magnus	17 75%	4 69%	21 74%
Team Total		30 63%	5 70%	35 64%

FRA - France		Draws	Takeouts	Total
F	CHARLET Delphine	19 66%	2 63%	21 65%
M	ANGIBOUST Tony	10 60%	4 38%	14 54%
Team Total		29 64%	6 46%	35 61%

### LEGEND

F Female

LSFE (\*) Last stone first end

M Male

X Unplayed/unfinished end due to concession

### Session Results and Standings

Sheet	Game	Team	LSFE	1	2	3	4	5	6	7	8	Extra Ends	Total
A	7	SCO - Scotland	*	2	0	0	0	0	1	1	X		4
	6	SWE - Sweden		0	2	1	1	1	0	0	X		5
B	6	SVK - Slovakia		2	0	0	0	0	3	0	1	0	6
	6	ROU - Romania	*	0	1	1	2	1	0	1	0	4	10
C	6	FIN - Finland	*	0	1	1	0	3	0	1	0		6
	6	SLO - Slovenia		1	0	0	5	0	1	0	1		8
D	6	CAN - Canada	*	1	2	1	1	1	0	1	0		7
	6	KAZ - Kazakhstan		0	0	0	0	0	4	0	1		5
E	7	LAT - Latvia	*	4	1	1	1	1	2	0	X		10
	6	BRA - Brazil		0	0	0	0	0	0	3	X		3

### Standings after Session 20

#### A Group

Rank	Team	Games	Wins	Losses
1	RUS - Russia	6	6	0
2	HUN - Hungary	7	6	1
3	AUT - Austria	6	4	2
3	KOR - Korea	6	4	2
5	WAL - Wales	6	3	3
6	DEN - Denmark	6	2	4
6	ITA - Italy	6	2	4
8	BLR - Belarus	7	1	6
9	ENG - England	6	0	6

#### B Group

Rank	Team	Games	Wins	Losses
1	SWE - Sweden	6	6	0
2	CAN - Canada	6	5	1
3	SCO - Scotland	7	5	2
4	FIN - Finland	6	3	3
5	LAT - Latvia	7	3	4
6	EST - Estonia	6	2	4
6	KAZ - Kazakhstan	6	2	4
8	BRA - Brazil	6	1	5
8	SLO - Slovenia	6	1	5

#### C Group

Rank	Team	Games	Wins	Losses
1	CZE - Czech Republic	5	5	0
2	SUI - Switzerland	5	4	1
3	AUS - Australia	5	3	2
3	JPN - Japan	5	3	2
3	POL - Poland	5	3	2
6	NED - Netherlands	5	2	3
7	ROU - Romania	6	1	5
8	SVK - Slovakia	6	0	6

#### D Group

Rank	Team	Games	Wins	Losses
1	NOR - Norway	5	5	0
2	FRA - France	5	4	1
3	CHN - China	6	4	2
3	ESP - Spain	6	4	2
5	USA - United States of America	6	3	3
6	GER - Germany	6	1	5
6	IRL - Ireland	6	1	5
6	NZL - New Zealand	6	1	5

#### LEGEND

LSFE (\*) Last stone first end

X Unplayed/unfinished end due to concession

## Game Results

Sheet	Game	Team	LSFE	1	2	3	4	5	6	7	8	Extra Ends	Total
A	7	SCO - Scotland	*	2	0	0	0	0	1	1	X		4
	6	SWE - Sweden		0	2	1	1	1	0	0	X		5

SCO - Scotland		Game	All
F	AITKEN Gina	54%	71%
M	MOUAT Bruce	59%	71%
Team Total		56%	71%

SWE - Sweden		Game	All
F	JOHANSSON Camilla	88%	77%
M	NOREEN Per	90%	75%
Team Total		89%	76%

Time remaining: 3 minutes 20 seconds

Last Stone Draw: 2.2 cm

Time remaining: 4 minutes 7 seconds

Last Stone Draw: 147.0 cm

### Detailed Game Statistics:

SCO - Scotland		Draws		Takeouts		Total	
F	AITKEN Gina	17	54%	7	54%	24	54%
M	MOUAT Bruce	12	56%	2	75%	14	59%
Team Total		29	55%	9	58%	38	56%

SWE - Sweden		Draws		Takeouts		Total	
F	JOHANSSON Camilla	19	93%	5	65%	24	88%
M	NOREEN Per	11	91%	2	88%	13	90%
Team Total		30	93%	7	71%	37	89%

### LEGEND

F Female

LSFE (\*) Last stone first end

M Male

X Unplayed/unfinished end due to concession

## Game Results

Sheet	Game	Team	LSFE	1	2	3	4	5	6	7	8	Extra Ends	Total
B	6	SVK - Slovakia		2	0	0	0	0	3	0	1	0	6
	6	ROU - Romania	*	0	1	1	2	1	0	1	0	4	10

SVK - Slovakia		Game	All
F	KVARDOVA Veronika	56%	41%
M	DERZSI Ladislav	47%	53%
Team Total		51%	48%

ROU - Romania		Game	All
F	BUTUCEA Diana	51%	41%
M	COLIBAN Allen	62%	61%
Team Total		58%	53%

Time remaining: 3 minutes 5 seconds  
 Time remaining: 1 minute 41 seconds (after extra end)  
 Last Stone Draw: 17.2 cm

Time remaining: 3 minutes 21 seconds  
 Time remaining: 2 minutes 32 seconds (after extra end)  
 Last Stone Draw: 0.0 cm

### Detailed Game Statistics:

SVK - Slovakia		Draws	Takeouts	Total
F	KVARDOVA Veronika	20 56%	0 -%	20 56%
M	DERZSI Ladislav	23 47%	2 50%	25 47%
Team Total		43 51%	2 50%	45 51%

ROU - Romania		Draws	Takeouts	Total
F	BUTUCEA Diana	16 48%	1 100%	17 51%
M	COLIBAN Allen	18 64%	8 56%	26 62%
Team Total		34 57%	9 61%	43 58%

<b>LEGEND</b>			
F Female	LSFE (*) Last stone first end	M Male	

## Game Results

Sheet	Game	Team	LSFE	1	2	3	4	5	6	7	8	Extra Ends	Total
C	6	FIN - Finland	*	0	1	1	0	3	0	1	0		6
	6	SLO - Slovenia		1	0	0	5	0	1	0	1		8

FIN - Finland		Game	All
F	JUHASZ Eszter	68 %	59 %
M	UUSIPAAVALNIEMI Markku	64 %	60 %
Team Total		66 %	59 %

SLO - Slovenia		Game	All
F	JURINCIC Valentina	67 %	52 %
M	CULIC Jure	63 %	60 %
Team Total		65 %	56 %

Time remaining: 3 minutes 14 seconds

Last Stone Draw: 13.5 cm

Time remaining: 3 minutes 51 seconds

Last Stone Draw: 57.0 cm

### Detailed Game Statistics:

FIN - Finland		Draws	Takeouts	Total
F	JUHASZ Eszter	16 70 %	8 63 %	24 68 %
M	UUSIPAAVALNIEMI Markku	12 73 %	2 13 %	14 64 %
Team Total		28 71 %	10 53 %	38 66 %

SLO - Slovenia		Draws	Takeouts	Total
F	JURINCIC Valentina	15 62 %	9 75 %	24 67 %
M	CULIC Jure	12 75 %	4 25 %	16 63 %
Team Total		27 68 %	13 60 %	40 65 %

### LEGEND

F Female

LSFE (\*) Last stone first end

M Male

## Game Results

Sheet	Game	Team	LSFE	1	2	3	4	5	6	7	8	Extra Ends	Total
D	6	CAN - Canada	*	1	2	1	1	1	0	1	0		7
	6	KAZ - Kazakhstan		0	0	0	0	0	4	0	1		5

CAN - Canada		Game	All
F	TUCK Kimberly	70%	63%
M	TUCK Wayne	77%	77%
Team Total		74%	71%

KAZ - Kazakhstan		Game	All
F	TEN Olga	65%	59%
M	ORLOV Aleksandr	81%	62%
Team Total		72%	61%

Time remaining: 0 minutes 35 seconds

Last Stone Draw: 0.0 cm

Time remaining: 0 minutes 34 seconds

Last Stone Draw: 18.7 cm

### Detailed Game Statistics:

CAN - Canada		Draws	Takeouts	Total
F	TUCK Kimberly	13 71%	3 67%	16 70%
M	TUCK Wayne	19 83%	5 55%	24 77%
Team Total		32 78%	8 59%	40 74%

KAZ - Kazakhstan		Draws	Takeouts	Total
F	TEN Olga	21 68%	1 0%	22 65%
M	ORLOV Aleksandr	15 87%	2 38%	17 81%
Team Total		36 76%	3 25%	39 72%

### LEGEND

F Female

LSFE (\*) Last stone first end

M Male

## Game Results

Sheet	Game	Team	LSFE	1	2	3	4	5	6	7	8	Extra Ends	Total
E	7	LAT - Latvia	*	4	1	1	1	1	2	0	X		10
	6	BRA - Brazil		0	0	0	0	0	0	3	X		3

LAT - Latvia		Game	All
F	REGZA Dace	79%	60%
M	REGZA Ansis	63%	56%
Team Total		72%	58%

BRA - Brazil		Game	All
F	LIMA Aline	27%	41%
M	MELLO Marcelo	53%	50%
Team Total		41%	46%

Time remaining: 10 minutes 12 seconds

Last Stone Draw: 37.4 cm

Time remaining: 7 minutes 50 seconds

Last Stone Draw: 79.7 cm

### Detailed Game Statistics:

LAT - Latvia		Draws	Takeouts	Total
F	REGZA Dace	17 81%	3 67%	20 79%
M	REGZA Ansis	13 63%	2 63%	15 63%
Team Total		30 73%	5 65%	35 72%

BRA - Brazil		Draws	Takeouts	Total
F	LIMA Aline	14 30%	2 0%	16 27%
M	MELLO Marcelo	15 43%	4 88%	19 53%
Team Total		29 37%	6 58%	35 41%

### LEGEND

F Female

LSFE (\*) Last stone first end

M Male

X Unplayed/unfinished end due to concession



### Session Results and Standings

Sheet	Game	Team	LSFE	1	2	3	4	5	6	7	8	Extra Ends	Total
A	6	NZL - New Zealand	*	3	2	0	0	0	0	1	1	0	7
	6	USA - United States of America		0	0	3	1	2	1	0	0	2	9
B	6	IRL - Ireland		0	2	0	1	0	1	1	X		5
	6	ESP - Spain	*	3	0	3	0	4	0	0	X		10
C	6	DEN - Denmark	*	1	1	0	0	0	2	1	0		5
	6	KOR - Korea		0	0	1	3	1	0	0	1		6
D	6	ITA - Italy		1	0	4	0	0	0	0	0		5
	6	AUT - Austria	*	0	1	0	1	1	1	3	1		8
E	6	RUS - Russia	*	5	0	2	1	3	4	X	X		15
	7	BLR - Belarus		0	1	0	0	0	0	X	X		1

### Standings after Session 19

#### A Group

Rank	Team	Games	Wins	Losses
1	RUS - Russia	6	6	0
2	HUN - Hungary	7	6	1
3	AUT - Austria	6	4	2
3	KOR - Korea	6	4	2
5	WAL - Wales	6	3	3
6	DEN - Denmark	6	2	4
6	ITA - Italy	6	2	4
8	BLR - Belarus	7	1	6
9	ENG - England	6	0	6

#### B Group

Rank	Team	Games	Wins	Losses
1	SWE - Sweden	5	5	0
2	SCO - Scotland	6	5	1
3	CAN - Canada	5	4	1
4	FIN - Finland	5	3	2
5	KAZ - Kazakhstan	5	2	3
6	EST - Estonia	6	2	4
6	LAT - Latvia	6	2	4
8	BRA - Brazil	5	1	4
9	SLO - Slovenia	5	0	5

#### C Group

Rank	Team	Games	Wins	Losses
1	CZE - Czech Republic	5	5	0
2	SUI - Switzerland	5	4	1
3	AUS - Australia	5	3	2
3	JPN - Japan	5	3	2
3	POL - Poland	5	3	2
6	NED - Netherlands	5	2	3
7	ROU - Romania	5	0	5
7	SVK - Slovakia	5	0	5

#### D Group

Rank	Team	Games	Wins	Losses
1	NOR - Norway	5	5	0
2	FRA - France	5	4	1
3	CHN - China	6	4	2
3	ESP - Spain	6	4	2
5	USA - United States of America	6	3	3
6	GER - Germany	6	1	5
6	IRL - Ireland	6	1	5
6	NZL - New Zealand	6	1	5

#### LEGEND

LSFE (\*) Last stone first end

X Unplayed/unfinished end due to concession

## Game Results

Sheet	Game	Team	LSFE	1	2	3	4	5	6	7	8	Extra Ends	Total
A	6	NZL - New Zealand	*	3	2	0	0	0	0	1	1	0	7
	6	USA - United States of America		0	0	3	1	2	1	0	0	2	9

NZL - New Zealand		Game	All
F	TAYLOR Waverley	47%	46%
M	THOMSON Kenny	67%	71%
Team Total		59%	61%

USA - United States of America		Game	All
F	MEECHAI Joyance	60%	58%
M	GEBAUER Steve	61%	69%
Team Total		61%	65%

Time remaining: 1 minute 21 seconds  
 Time remaining: 0 minutes 49 seconds (after extra end)  
 Last Stone Draw: 18.3 cm

Time remaining: 2 minutes 49 seconds  
 Time remaining: 3 minutes 33 seconds (after extra end)  
 Last Stone Draw: 68.4 cm

### Detailed Game Statistics:

NZL - New Zealand		Draws	Takeouts	Total
F	TAYLOR Waverley	14 57%	3 0%	17 47%
M	THOMSON Kenny	23 67%	4 63%	27 67%
Team Total		37 64%	7 36%	44 59%

USA - United States of America		Draws	Takeouts	Total
F	MEECHAI Joyance	15 62%	2 50%	17 60%
M	GEBAUER Steve	25 60%	2 75%	27 61%
Team Total		40 61%	4 63%	44 61%

LEGEND	
F	Female
LSFE (*)	Last stone first end
M	Male

### Game Results

Sheet	Game	Team	LSFE	1	2	3	4	5	6	7	8	Extra Ends	Total
B	6	IRL - Ireland		0	2	0	1	0	1	1	X		5
	6	ESP - Spain	*	3	0	3	0	4	0	0	X		10

IRL - Ireland		Game	All
F	KERR Louise	33 %	46 %
M	FUREY John	44 %	46 %
Team Total		39 %	46 %

ESP - Spain		Game	All
F	GARCIA Irantzu	57 %	60 %
M	VEZ Sergio	73 %	66 %
Team Total		67 %	64 %

Time remaining: 4 minutes 35 seconds

Last Stone Draw: 139.0 cm

Time remaining: 10 minutes 19 seconds

Last Stone Draw: 0.0 cm

#### Detailed Game Statistics:

IRL - Ireland		Draws	Takeouts	Total
F	KERR Louise	14 32%	2 38%	16 33%
M	FUREY John	14 43%	8 47%	22 44%
Team Total		28 38%	10 45%	38 39%

ESP - Spain		Draws	Takeouts	Total
F	GARCIA Irantzu	13 54%	1 100%	14 57%
M	VEZ Sergio	15 73%	8 72%	23 73%
Team Total		28 64%	9 75%	37 67%

#### LEGEND

F Female

LSFE (\*) Last stone first end

M Male

X Unplayed/unfinished end due to concession

## Game Results

Sheet	Game	Team	LSFE	1	2	3	4	5	6	7	8	Extra Ends	Total
C	6	DEN - Denmark	*	1	1	0	0	0	2	1	0		5
	6	KOR - Korea		0	0	1	3	1	0	0	1		6

DEN - Denmark		Game	All
F	HERTSDAHL Louise	38 %	58 %
M	CHRISTENSEN Flemming	55 %	57 %
Team Total		46 %	58 %

KOR - Korea		Game	All
F	LEE Hyein	57 %	54 %
M	BEAK Jongchul	72 %	59 %
Team Total		66 %	57 %

Time remaining: 8 minutes 24 seconds

Last Stone Draw: 58.9 cm

Time remaining: 6 minutes 47 seconds

Last Stone Draw: 177.8 cm

### Detailed Game Statistics:

DEN - Denmark		Draws	Takeouts	Total
F	HERTSDAHL Louise	17 41 %	3 17 %	20 38 %
M	CHRISTENSEN Flemming	14 57 %	5 50 %	19 55 %
Team Total		31 48 %	8 38 %	39 46 %

KOR - Korea		Draws	Takeouts	Total
F	LEE Hyein	12 63 %	3 33 %	15 57 %
M	BEAK Jongchul	17 75 %	7 64 %	24 72 %
Team Total		29 70 %	10 55 %	39 66 %

### LEGEND

F Female

LSFE (\*) Last stone first end

M Male

### Game Results

Sheet	Game	Team	LSFE	1	2	3	4	5	6	7	8	Extra Ends	Total
D	6	ITA - Italy		1	0	4	0	0	0	0	0		5
	6	AUT - Austria	*	0	1	0	1	1	1	3	1		8

ITA - Italy		Game	All
F	RICCA Giorgia	56 %	57 %
M	GONIN Alessio	73 %	60 %
Team Total		66 %	58 %

AUT - Austria		Game	All
F	FISCHER Claudia	62 %	59 %
M	ROTH Christian	61 %	66 %
Team Total		62 %	63 %

Time remaining: 5 minutes 21 seconds

Last Stone Draw: 33.3 cm

Time remaining: 6 minutes 54 seconds

Last Stone Draw: 0.0 cm

#### Detailed Game Statistics:

ITA - Italy		Draws		Takeouts		Total	
F	RICCA Giorgia	11	75 %	5	15 %	16	56 %
M	GONIN Alessio	11	80 %	13	67 %	24	73 %
Team Total		22	77 %	18	53 %	40	66 %

AUT - Austria		Draws		Takeouts		Total	
F	FISCHER Claudia	13	71 %	2	0 %	15	62 %
M	ROTH Christian	18	64 %	6	54 %	24	61 %
Team Total		31	67 %	8	41 %	39	62 %

#### LEGEND

F Female

LSFE (\*) Last stone first end

M Male

### Game Results

Sheet	Game	Team	LSFE	1	2	3	4	5	6	7	8	Extra Ends	Total
E	6	RUS - Russia	*	5	0	2	1	3	4	X	X		15
	7	BLR - Belarus		0	1	0	0	0	0	X	X		1

RUS - Russia		Game	All
F	MOISEEVA Viktoriia	66 %	68 %
M	KRUSHELNITSKIY Aleksandr	85 %	76 %
Team Total		78 %	73 %

BLR - Belarus		Game	All
F	KIRILLOVA Ekaterina	27 %	42 %
M	KIRILLOV Dmitry	43 %	55 %
Team Total		37 %	50 %

Time remaining: 18 minutes 0 seconds

Last Stone Draw: 43.6 cm

Time remaining: 14 minutes 20 seconds

Last Stone Draw: 161.9 cm

### Detailed Game Statistics:

RUS - Russia		Draws	Takeouts	Total
F	MOISEEVA Viktoriia	10 63%	1 100%	11 66%
M	KRUSHELNITSKIY Aleksandr	13 79%	5 100%	18 85%
Team Total		23 72%	6 100%	29 78%

BLR - Belarus		Draws	Takeouts	Total
F	KIRILLOVA Ekaterina	10 33%	2 0%	12 27%
M	KIRILLOV Dmitry	13 48%	5 30%	18 43%
Team Total		23 41%	7 21%	30 37%

### LEGEND

F Female

LSFE (\*) Last stone first end

M Male

X Unplayed/unfinished end due to concession

### Session Results and Standings

Sheet	Game	Team	LSFE	1	2	3	4	5	6	7	8	Extra Ends	Total
A	6	CHN - China		1	2	1	3	0	2	3	X		12
	6	GER - Germany	*	0	0	0	0	2	0	0	X		2
B	7	HUN - Hungary	*	3	0	0	2	2	1	1	X		9
	6	ENG - England		0	2	1	0	0	0	0	X		3
C	5	ROU - Romania	*	0	3	0	1	0	0	1	0		5
	5	AUS - Australia		1	0	2	0	2	1	0	1		7
D	5	JPN - Japan	*	1	0	1	1	0	3	0	1		7
	5	SUI - Switzerland		0	2	0	0	3	0	3	0		8
E	5	SVK - Slovakia	*	0	1	3	2	1	0	0	1	0	8
	5	NED - Netherlands		4	0	0	0	0	3	1	0	1	9

### Standings after Session 18

#### A Group

Rank	Team	Games	Wins	Losses
1	HUN - Hungary	7	6	1
2	RUS - Russia	5	5	0
3	AUT - Austria	5	3	2
3	KOR - Korea	5	3	2
5	WAL - Wales	6	3	3
6	DEN - Denmark	5	2	3
6	ITA - Italy	5	2	3
8	BLR - Belarus	6	1	5
9	ENG - England	6	0	6

#### B Group

Rank	Team	Games	Wins	Losses
1	SWE - Sweden	5	5	0
2	SCO - Scotland	6	5	1
3	CAN - Canada	5	4	1
4	FIN - Finland	5	3	2
5	KAZ - Kazakhstan	5	2	3
6	EST - Estonia	6	2	4
6	LAT - Latvia	6	2	4
8	BRA - Brazil	5	1	4
9	SLO - Slovenia	5	0	5

#### C Group

Rank	Team	Games	Wins	Losses
1	CZE - Czech Republic	5	5	0
2	SUI - Switzerland	5	4	1
3	AUS - Australia	5	3	2
3	JPN - Japan	5	3	2
3	POL - Poland	5	3	2
6	NED - Netherlands	5	2	3
7	ROU - Romania	5	0	5
7	SVK - Slovakia	5	0	5

#### D Group

Rank	Team	Games	Wins	Losses
1	NOR - Norway	5	5	0
2	FRA - France	5	4	1
3	CHN - China	6	4	2
4	ESP - Spain	5	3	2
5	USA - United States of America	5	2	3
6	IRL - Ireland	5	1	4
6	NZL - New Zealand	5	1	4
8	GER - Germany	6	1	5

#### LEGEND

LSFE (\*) Last stone first end

X Unplayed/unfinished end due to concession

### Game Results

Sheet	Game	Team	LSFE	1	2	3	4	5	6	7	8	Extra Ends	Total
A	6	CHN - China		1	2	1	3	0	2	3	X		12
	6	GER - Germany	*	0	0	0	0	2	0	0	X		2

CHN - China		Game	All
F	LIU Si Jia	73 %	65 %
M	GUO Wen Li	71 %	68 %
Team Total		72 %	66 %

GER - Germany		Game	All
F	FISCHER Andrea	29 %	32 %
M	KNOHL Stefan	68 %	48 %
Team Total		52 %	41 %

Time remaining: 11 minutes 34 seconds

Last Stone Draw: 172.1 cm

Time remaining: 6 minutes 35 seconds

Last Stone Draw: 80.2 cm

### Detailed Game Statistics:

CHN - China		Draws	Takeouts	Total
F	LIU Si Jia	11 75%	3 67%	14 73%
M	GUO Wen Li	15 77%	6 58%	21 71%
Team Total		26 76%	9 61%	35 72%

GER - Germany		Draws	Takeouts	Total
F	FISCHER Andrea	12 33%	2 0%	14 29%
M	KNOHL Stefan	19 64%	2 100%	21 68%
Team Total		31 52%	4 50%	35 52%

### LEGEND

F Female

LSFE (\*) Last stone first end

M Male

X Unplayed/unfinished end due to concession



## Game Results

Sheet	Game	Team	LSFE	1	2	3	4	5	6	7	8	Extra Ends	Total
B	7	HUN - Hungary	*	3	0	0	2	2	1	1	X		9
	6	ENG - England		0	2	1	0	0	0	0	X		3

HUN - Hungary		Game	All
F	PALANCSA Dorottya	54 %	63 %
M	KISS Zsolt	67 %	74 %
Team Total		59 %	68 %

ENG - England		Game	All
F	WARD Angharad	58 %	52 %
M	ZACHARY Bryan	56 %	37 %
Team Total		57 %	46 %

Time remaining: 10 minutes 47 seconds

Last Stone Draw: 0.0 cm

Time remaining: 11 minutes 1 second

Last Stone Draw: 12.5 cm

### Detailed Game Statistics:

HUN - Hungary		Draws	Takeouts	Total
F	PALANCSA Dorottya	16 56 %	5 45 %	21 54 %
M	KISS Zsolt	12 65 %	1 100 %	13 67 %
Team Total		28 60 %	6 54 %	34 59 %

ENG - England		Draws	Takeouts	Total
F	WARD Angharad	17 57 %	4 63 %	21 58 %
M	ZACHARY Bryan	12 60 %	1 0 %	13 56 %
Team Total		29 59 %	5 50 %	34 57 %

### LEGEND

F Female

LSFE (\*) Last stone first end

M Male

X Unplayed/unfinished end due to concession

## Game Results

Sheet	Game	Team	LSFE	1	2	3	4	5	6	7	8	Extra Ends	Total
C	5	ROU - Romania	*	0	3	0	1	0	0	1	0		5
	5	AUS - Australia		1	0	2	0	2	1	0	1		7

ROU - Romania		Game	All
F	BUTUCEA Diana	31%	39%
M	COLIBAN Allen	57%	61%
Team Total		47%	52%

AUS - Australia		Game	All
F	WEEDEN Laurie	63%	63%
M	PALANGIO Ian	69%	71%
Team Total		67%	68%

Time remaining: 4 minutes 11 seconds

Last Stone Draw: 29.6 cm

Time remaining: 6 minutes 7 seconds

Last Stone Draw: 36.5 cm

### Detailed Game Statistics:

ROU - Romania		Draws		Takeouts		Total	
F	BUTUCEA Diana	15	27%	1	100%	16	31%
M	COLIBAN Allen	12	52%	12	63%	24	57%
Team Total		27	38%	13	65%	40	47%

AUS - Australia		Draws		Takeouts		Total	
F	WEEDEN Laurie	13	62%	2	75%	15	63%
M	PALANGIO Ian	23	67%	1	100%	24	69%
Team Total		36	65%	3	83%	39	67%

### LEGEND

F Female

LSFE (\*) Last stone first end

M Male

## Game Results

Sheet	Game	Team	LSFE	1	2	3	4	5	6	7	8	Extra Ends	Total
D	5	JPN - Japan	*	1	0	1	1	0	3	0	1		7
	5	SUI - Switzerland		0	2	0	0	3	0	3	0		8

JPN - Japan		Game	All
F	SATOH Mitsuki	37%	55%
M	MOCHIDA Yasuo	59%	59%
Team Total		51%	58%

SUI - Switzerland		Game	All
F	GRIBI Michelle	44%	64%
M	GRIBI Reto	73%	71%
Team Total		61%	68%

Time remaining: 2 minutes 10 seconds

Last Stone Draw: 0.0 cm

Time remaining: 2 minutes 41 seconds

Last Stone Draw: 6.0 cm

### Detailed Game Statistics:

JPN - Japan		Draws		Takeouts		Total	
F	SATOH Mitsuki	13	35%	2	50%	15	37%
M	MOCHIDA Yasuo	17	53%	7	75%	24	59%
Team Total		30	45%	9	69%	39	51%

SUI - Switzerland		Draws		Takeouts		Total	
F	GRIBI Michelle	13	54%	3	0%	16	44%
M	GRIBI Reto	17	76%	7	64%	24	73%
Team Total		30	67%	10	45%	40	61%

### LEGEND

F Female

LSFE (\*) Last stone first end

M Male

## Game Results

Sheet	Game	Team	LSFE	1	2	3	4	5	6	7	8	Extra Ends	Total
E	5	SVK - Slovakia	*	0	1	3	2	1	0	0	1	0	8
	5	NED - Netherlands		4	0	0	0	0	3	1	0	1	9

SVK - Slovakia		Game	All
F	KVARDOVA Veronika	41%	37%
M	DERZSI Ladislav	50%	55%
Team Total		46%	48%

NED - Netherlands		Game	All
F	NEELEMAN Marianne	46%	45%
M	WIEBE Ezra	68%	69%
Team Total		59%	59%

Time remaining: 1 minute 9 seconds  
 Time remaining: 2 minutes 31 seconds (after extra end)  
 Last Stone Draw: 33.8 cm

Time remaining: 2 minutes 19 seconds  
 Time remaining: 1 minute 6 seconds (after extra end)  
 Last Stone Draw: 185.4 cm (out)

### Detailed Game Statistics:

SVK - Slovakia		Draws	Takeouts	Total
F	KVARDOVA Veronika	15 38%	4 50%	19 41%
M	DERZSI Ladislav	21 48%	4 63%	25 50%
Team Total		36 44%	8 56%	44 46%

NED - Netherlands		Draws	Takeouts	Total
F	NEELEMAN Marianne	14 45%	4 50%	18 46%
M	WIEBE Ezra	23 63%	4 94%	27 68%
Team Total		37 56%	8 72%	45 59%

### LEGEND

F Female

LSFE (\*) Last stone first end

M Male

### Session Results and Standings

Sheet	Game	Team	LSFE	1	2	3	4	5	6	7	8	Extra Ends	Total
A	5	CAN - Canada	*	4	0	0	1	2	1	0	0		8
	6	EST - Estonia		0	2	1	0	0	0	3	1		7
B	5	USA - United States of America		1	1	1	1	2	1	3	X		10
	5	IRL - Ireland	*	0	0	0	0	0	0	0	X		0
C	6	LAT - Latvia		0	1	0	0	1	0	X	X		2
	5	SWE - Sweden	*	3	0	2	1	0	3	X	X		9
D	5	SLO - Slovenia	*	0	0	2	0	0	0	X	X		2
	6	SCO - Scotland		3	1	0	3	1	4	X	X		12
E	5	POL - Poland		0	0	0	0	1	1	0	X		2
	5	CZE - Czech Republic	*	5	1	1	1	0	0	1	X		9

### Standings after Session 17

#### A Group

Rank	Team	Games	Wins	Losses
1	RUS - Russia	5	5	0
2	HUN - Hungary	6	5	1
3	AUT - Austria	5	3	2
3	KOR - Korea	5	3	2
5	WAL - Wales	6	3	3
6	DEN - Denmark	5	2	3
6	ITA - Italy	5	2	3
8	BLR - Belarus	6	1	5
9	ENG - England	5	0	5

#### B Group

Rank	Team	Games	Wins	Losses
1	SWE - Sweden	5	5	0
2	SCO - Scotland	6	5	1
3	CAN - Canada	5	4	1
4	FIN - Finland	5	3	2
5	KAZ - Kazakhstan	5	2	3
6	EST - Estonia	6	2	4
6	LAT - Latvia	6	2	4
8	BRA - Brazil	5	1	4
9	SLO - Slovenia	5	0	5

#### C Group

Rank	Team	Games	Wins	Losses
1	CZE - Czech Republic	5	5	0
2	JPN - Japan	4	3	1
2	SUI - Switzerland	4	3	1
4	POL - Poland	5	3	2
5	AUS - Australia	4	2	2
6	NED - Netherlands	4	1	3
7	ROU - Romania	4	0	4
7	SVK - Slovakia	4	0	4

#### D Group

Rank	Team	Games	Wins	Losses
1	NOR - Norway	5	5	0
2	FRA - France	5	4	1
3	CHN - China	5	3	2
3	ESP - Spain	5	3	2
5	USA - United States of America	5	2	3
6	GER - Germany	5	1	4
6	IRL - Ireland	5	1	4
6	NZL - New Zealand	5	1	4

#### LEGEND

LSFE (\*) Last stone first end                      X    Unplayed/unfinished end due to concession

## Game Results

Sheet	Game	Team	LSFE	1	2	3	4	5	6	7	8	Extra Ends	Total
A	5	CAN - Canada	*	4	0	0	1	2	1	0	0		8
	6	EST - Estonia		0	2	1	0	0	0	3	1		7

CAN - Canada		Game	All
F	TUCK Kimberly	52 %	62 %
M	TUCK Wayne	79 %	77 %
Team Total		69 %	70 %

EST - Estonia		Game	All
F	MOELDER Maile	55 %	53 %
M	LILL Erkki	65 %	59 %
Team Total		61 %	57 %

Time remaining: 4 minutes 15 seconds

Last Stone Draw: 12.3 cm

Time remaining: 0 minutes 59 seconds

Last Stone Draw: 18.8 cm

### Detailed Game Statistics:

CAN - Canada		Draws	Takeouts	Total
F	TUCK Kimberly	14 52 %	1 50 %	15 52 %
M	TUCK Wayne	19 78 %	5 85 %	24 79 %
Team Total		33 67 %	6 79 %	39 69 %

EST - Estonia		Draws	Takeouts	Total
F	MOELDER Maile	10 55 %	6 54 %	16 55 %
M	LILL Erkki	13 63 %	11 66 %	24 65 %
Team Total		23 60 %	17 62 %	40 61 %

### LEGEND

F Female

LSFE (\*) Last stone first end

M Male

## Game Results

Sheet	Game	Team	LSFE	1	2	3	4	5	6	7	8	Extra Ends	Total
B	5	USA - United States of America		1	1	1	1	2	1	3	X		10
	5	IRL - Ireland	*	0	0	0	0	0	0	0	X		0

USA - United States of America		Game	All
F	MEECHAI Joyance	61%	57%
M	GEBAUER Steve	81%	71%
Team Total		73%	66%

IRL - Ireland		Game	All
F	KERR Louise	28%	49%
M	FUREY John	41%	46%
Team Total		36%	47%

Time remaining: 10 minutes 45 seconds

Last Stone Draw: 185.4 cm (out)

Time remaining: 5 minutes 31 seconds

Last Stone Draw: 37.4 cm

### Detailed Game Statistics:

USA - United States of America		Draws	Takeouts	Total
F	MEECHAI Joyance	14 61%	0 -%	14 61%
M	GEBAUER Steve	21 81%	0 -%	21 81%
Team Total		35 73%	0 -%	35 73%

IRL - Ireland		Draws	Takeouts	Total
F	KERR Louise	7 32%	8 25%	15 28%
M	FUREY John	10 50%	10 33%	20 41%
Team Total		17 43%	18 29%	35 36%

### LEGEND

F Female

LSFE (\*) Last stone first end

M Male

X Unplayed/unfinished end due to concession

## Game Results

Sheet	Game	Team	LSFE	1	2	3	4	5	6	7	8	Extra Ends	Total
C	6	LAT - Latvia		0	1	0	0	1	0	X	X		2
	5	SWE - Sweden	*	3	0	2	1	0	3	X	X		9

LAT - Latvia		Game	All
F	REGZA Dace	63 %	58 %
M	REGZA Ansis	52 %	55 %
Team Total		59 %	56 %

SWE - Sweden		Game	All
F	JOHANSSON Camilla	81 %	74 %
M	NOREEN Per	83 %	72 %
Team Total		82 %	73 %

Time remaining: 13 minutes 4 seconds

Last Stone Draw: 3.6 cm

Time remaining: 17 minutes 19 seconds

Last Stone Draw: 0.7 cm

### Detailed Game Statistics:

LAT - Latvia		Draws	Takeouts	Total
F	REGZA Dace	13 71 %	5 40 %	18 63 %
M	REGZA Ansis	9 58 %	2 25 %	11 52 %
Team Total		22 66 %	7 36 %	29 59 %

SWE - Sweden		Draws	Takeouts	Total
F	JOHANSSON Camilla	10 88 %	8 72 %	18 81 %
M	NOREEN Per	11 84 %	1 75 %	12 83 %
Team Total		21 86 %	9 72 %	30 82 %

### LEGEND

F Female

LSFE (\*) Last stone first end

M Male

X Unplayed/unfinished end due to concession



## Game Results

Sheet	Game	Team	LSFE	1	2	3	4	5	6	7	8	Extra Ends	Total
D	5	SLO - Slovenia	*	0	0	2	0	0	0	X	X		2
	6	SCO - Scotland		3	1	0	3	1	4	X	X		12

SLO - Slovenia		Game	All
F	JURINCIC Valentina	40 %	48 %
M	CULIC Jure	42 %	60 %
Team Total		41 %	54 %

SCO - Scotland		Game	All
F	AITKEN Gina	63 %	74 %
M	MOUAT Bruce	94 %	73 %
Team Total		75 %	74 %

Time remaining: 15 minutes 0 seconds

Last Stone Draw: 22.9 cm

Time remaining: 14 minutes 50 seconds

Last Stone Draw: 24.1 cm

### Detailed Game Statistics:

SLO - Slovenia		Draws	Takeouts	Total
F	JURINCIC Valentina	11 45%	6 29%	17 40%
M	CULIC Jure	8 50%	4 25%	12 42%
Team Total		19 47%	10 28%	29 41%

SCO - Scotland		Draws	Takeouts	Total
F	AITKEN Gina	15 70%	3 25%	18 63%
M	MOUAT Bruce	10 93%	2 100%	12 94%
Team Total		25 79%	5 55%	30 75%

### LEGEND

F Female

LSFE (\*) Last stone first end

M Male

X Unplayed/unfinished end due to concession

## Game Results

Sheet	Game	Team	LSFE	1	2	3	4	5	6	7	8	Extra Ends	Total
E	5	POL - Poland		0	0	0	0	1	1	0	X		2
	5	CZE - Czech Republic	*	5	1	1	1	0	0	1	X		9

POL - Poland		Game	All
F	WALCZAK Adela	33 %	55 %
M	PIWOROWICZ Lukasz	48 %	56 %
Team Total		42 %	55 %

CZE - Czech Republic		Game	All
F	HAJKOVA Zuzana	71 %	74 %
M	PAUL Tomas	77 %	73 %
Team Total		75 %	74 %

Time remaining: 6 minutes 49 seconds

Last Stone Draw: 185.4 cm (out)

Time remaining: 7 minutes 44 seconds

Last Stone Draw: 8.9 cm

### Detailed Game Statistics:

POL - Poland		Draws	Takeouts	Total
F	WALCZAK Adela	13 33 %	0 - %	13 33 %
M	PIWOROWICZ Lukasz	15 60 %	6 17 %	21 48 %
Team Total		28 47 %	6 17 %	34 42 %

CZE - Czech Republic		Draws	Takeouts	Total
F	HAJKOVA Zuzana	11 75 %	2 50 %	13 71 %
M	PAUL Tomas	12 90 %	9 61 %	21 77 %
Team Total		23 83 %	11 59 %	34 75 %

### LEGEND

F Female

LSFE (\*) Last stone first end

M Male

X Unplayed/unfinished end due to concession

### Session Results and Standings

Sheet	Game	Team	LSFE	1	2	3	4	5	6	7	8	Extra Ends	Total
A	4	SVK - Slovakia		1	0	0	2	0	0	X	X		3
	4	SUI - Switzerland	*	0	5	2	0	4	1	X	X		12
B	5	GER - Germany		0	0	0	0	0	1	X	X		1
	5	FRA - France	*	4	3	3	2	1	0	X	X		13
C	5	ESP - Spain		0	1	0	0	0	0	1	X		2
	5	NZL - New Zealand	*	4	0	1	1	1	1	0	X		8
D	5	CHN - China		0	1	0	1	0	0	0	X		2
	5	NOR - Norway	*	2	0	1	0	1	1	1	X		6
E	5	BRA - Brazil		0	1	0	0	0	0	0	X		1
	5	FIN - Finland	*	3	0	3	3	1	1	2	X		13

### Standings after Session 16

#### A Group

Rank	Team	Games	Wins	Losses
1	RUS - Russia	5	5	0
2	HUN - Hungary	6	5	1
3	AUT - Austria	5	3	2
3	KOR - Korea	5	3	2
5	WAL - Wales	6	3	3
6	DEN - Denmark	5	2	3
6	ITA - Italy	5	2	3
8	BLR - Belarus	6	1	5
9	ENG - England	5	0	5

#### B Group

Rank	Team	Games	Wins	Losses
1	SWE - Sweden	4	4	0
2	SCO - Scotland	5	4	1
3	CAN - Canada	4	3	1
4	FIN - Finland	5	3	2
5	EST - Estonia	5	2	3
5	KAZ - Kazakhstan	5	2	3
5	LAT - Latvia	5	2	3
8	BRA - Brazil	5	1	4
9	SLO - Slovenia	4	0	4

#### C Group

Rank	Team	Games	Wins	Losses
1	CZE - Czech Republic	4	4	0
2	JPN - Japan	4	3	1
2	POL - Poland	4	3	1
2	SUI - Switzerland	4	3	1
5	AUS - Australia	4	2	2
6	NED - Netherlands	4	1	3
7	ROU - Romania	4	0	4
7	SVK - Slovakia	4	0	4

#### D Group

Rank	Team	Games	Wins	Losses
1	NOR - Norway	5	5	0
2	FRA - France	5	4	1
3	CHN - China	5	3	2
3	ESP - Spain	5	3	2
5	IRL - Ireland	4	1	3
5	USA - United States of America	4	1	3
7	GER - Germany	5	1	4
7	NZL - New Zealand	5	1	4

#### LEGEND

LSFE (\*) Last stone first end

X Unplayed/unfinished end due to concession

## Game Results

Sheet	Game	Team	LSFE	1	2	3	4	5	6	7	8	Extra Ends	Total
A	4	SVK - Slovakia		1	0	0	2	0	0	X	X		3
	4	SUI - Switzerland	*	0	5	2	0	4	1	X	X		12

SVK - Slovakia		Game	All
F	KVARDOVA Veronika	34 %	36 %
M	DERZSI Ladislav	42 %	56 %
Team Total		38 %	48 %

SUI - Switzerland		Game	All
F	GRIBI Michelle	88 %	69 %
M	GRIBI Reto	89 %	71 %
Team Total		88 %	70 %

Time remaining: 16 minutes 48 seconds

Last Stone Draw: 56.6 cm

Time remaining: 18 minutes 5 seconds

Last Stone Draw: 45.9 cm

### Detailed Game Statistics:

SVK - Slovakia		Draws		Takeouts		Total	
F	KVARDOVA Veronika	12	35 %	2	25 %	14	34 %
M	DERZSI Ladislav	14	41 %	2	50 %	16	42 %
Team Total		26	38 %	4	38 %	30	38 %

SUI - Switzerland		Draws		Takeouts		Total	
F	GRIBI Michelle	9	89 %	3	83 %	12	88 %
M	GRIBI Reto	14	86 %	4	100 %	18	89 %
Team Total		23	87 %	7	93 %	30	88 %

### LEGEND

F Female

LSFE (\*) Last stone first end

M Male

X Unplayed/unfinished end due to concession

## Game Results

Sheet	Game	Team	LSFE	1	2	3	4	5	6	7	8	Extra Ends	Total
B	5	GER - Germany		0	0	0	0	0	1	X	X		1
	5	FRA - France	*	4	3	3	2	1	0	X	X		13

GER - Germany		Game	All
F	FISCHER Andrea	42 %	33 %
M	KNOHL Stefan	26 %	44 %
Team Total		33 %	39 %

FRA - France		Game	All
F	CHARLET Delphine	58 %	59 %
M	ANGIBOUST Tony	79 %	72 %
Team Total		67 %	64 %

Time remaining: 17 minutes 58 seconds

Last Stone Draw: 55.1 cm

Time remaining: 17 minutes 20 seconds

Last Stone Draw: 0.0 cm

### Detailed Game Statistics:

GER - Germany		Draws	Takeouts	Total
F	FISCHER Andrea	12 42%	0 -%	12 42%
M	KNOHL Stefan	16 30%	2 0%	18 26%
Team Total		28 35%	2 0%	30 33%

FRA - France		Draws	Takeouts	Total
F	CHARLET Delphine	17 59%	1 50%	18 58%
M	ANGIBOUST Tony	12 79%	0 -%	12 79%
Team Total		29 67%	1 50%	30 67%

### LEGEND

F Female

LSFE (\*) Last stone first end

M Male

X Unplayed/unfinished end due to concession

## Game Results

Sheet	Game	Team	LSFE	1	2	3	4	5	6	7	8	Extra Ends	Total
C	5	ESP - Spain		0	1	0	0	0	0	1	X		2
	5	NZL - New Zealand	*	4	0	1	1	1	1	0	X		8

ESP - Spain		Game	All
F	GARCIA Irantzu	62 %	61 %
M	VEZ Sergio	57 %	65 %
Team Total		59 %	63 %

NZL - New Zealand		Game	All
F	TAYLOR Waverley	73 %	46 %
M	THOMSON Kenny	88 %	72 %
Team Total		82 %	61 %

Time remaining: 13 minutes 12 seconds

Last Stone Draw: 135.4 cm

Time remaining: 11 minutes 2 seconds

Last Stone Draw: 36.0 cm

### Detailed Game Statistics:

ESP - Spain		Draws	Takeouts	Total
F	GARCIA Irantzu	15 63 %	2 50 %	17 62 %
M	VEZ Sergio	10 68 %	8 44 %	18 57 %
Team Total		25 65 %	10 45 %	35 59 %

NZL - New Zealand		Draws	Takeouts	Total
F	TAYLOR Waverley	13 71 %	1 100 %	14 73 %
M	THOMSON Kenny	20 88 %	1 100 %	21 88 %
Team Total		33 81 %	2 100 %	35 82 %

### LEGEND

F Female

LSFE (\*) Last stone first end

M Male

X Unplayed/unfinished end due to concession

### Game Results

Sheet	Game	Team	LSFE	1	2	3	4	5	6	7	8	Extra Ends	Total
D	5	CHN - China		0	1	0	1	0	0	0	X		2
	5	NOR - Norway	*	2	0	1	0	1	1	1	X		6

CHN - China		Game	All
F	LIU Si Jia	67 %	64 %
M	GUO Wen Li	58 %	67 %
Team Total		63 %	65 %

NOR - Norway		Game	All
F	SKASLIEN Kristin Moen	72 %	69 %
M	NEDREGOTTEN Magnus	84 %	77 %
Team Total		79 %	74 %

Time remaining: 1 minute 36 seconds

Last Stone Draw: 17.8 cm

Time remaining: 0 minutes 49 seconds

Last Stone Draw: 10.9 cm

#### Detailed Game Statistics:

CHN - China		Draws		Takeouts		Total	
F	LIU Si Jia	16	72 %	7	57 %	23	67 %
M	GUO Wen Li	13	56 %	3	67 %	16	58 %
Team Total		29	65 %	10	60 %	39	63 %

NOR - Norway		Draws		Takeouts		Total	
F	SKASLIEN Kristin Moen	12	71 %	4	75 %	16	72 %
M	NEDREGOTTEN Magnus	17	91 %	7	68 %	24	84 %
Team Total		29	83 %	11	70 %	40	79 %

#### LEGEND

F Female

LSFE (\*) Last stone first end

M Male

X Unplayed/unfinished end due to concession

## Game Results

Sheet	Game	Team	LSFE	1	2	3	4	5	6	7	8	Extra Ends	Total
E	5	BRA - Brazil		0	1	0	0	0	0	0	X		1
	5	FIN - Finland	*	3	0	3	3	1	1	2	X		13

BRA - Brazil		Game	All
F	LIMA Aline	27 %	44 %
M	MELLO Marcelo	37 %	49 %
Team Total		33 %	47 %

FIN - Finland		Game	All
F	JUHASZ Eszter	73 %	57 %
M	UUSIPAAVALNIEMI Markku	79 %	59 %
Team Total		75 %	58 %

Time remaining: 6 minutes 55 seconds

Last Stone Draw: 185.4 cm (out)

Time remaining: 12 minutes 57 seconds

Last Stone Draw: 37.1 cm

### Detailed Game Statistics:

BRA - Brazil		Draws		Takeouts		Total	
F	LIMA Aline	13	29 %	1	0 %	14	27 %
M	MELLO Marcelo	11	34 %	10	40 %	21	37 %
Team Total		24	31 %	11	36 %	35	33 %

FIN - Finland		Draws		Takeouts		Total	
F	JUHASZ Eszter	15	73 %	6	71 %	21	73 %
M	UUSIPAAVALNIEMI Markku	11	77 %	3	83 %	14	79 %
Team Total		26	75 %	9	75 %	35	75 %

### LEGEND

F Female

LSFE (\*) Last stone first end

M Male

X Unplayed/unfinished end due to concession



### Session Results and Standings

Sheet	Game	Team	LSFE	1	2	3	4	5	6	7	8	Extra Ends	Total
A	4	CZE - Czech Republic		0	1	2	2	1	1	0	0		7
	4	AUS - Australia	*	2	0	0	0	0	0	3	1		6
B	6	BLR - Belarus		0	0	1	0	1	1	0	X		3
	5	ITA - Italy	*	5	1	0	1	0	0	3	X		10
C	5	AUT - Austria	*	5	0	5	0	3	2	X	X		15
	5	ENG - England		0	1	0	3	0	0	X	X		4
D	5	RUS - Russia	*	1	0	2	0	1	0	0	1		5
	6	HUN - Hungary		0	1	0	1	0	1	1	0		4
E	5	DEN - Denmark		0	0	1	1	1	1	2	X		6
	6	WAL - Wales	*	1	1	0	0	0	0	0	X		2

### Standings after Session 15

#### A Group

Rank	Team	Games	Wins	Losses
1	RUS - Russia	5	5	0
2	HUN - Hungary	6	5	1
3	AUT - Austria	5	3	2
3	KOR - Korea	5	3	2
5	WAL - Wales	6	3	3
6	DEN - Denmark	5	2	3
6	ITA - Italy	5	2	3
8	BLR - Belarus	6	1	5
9	ENG - England	5	0	5

#### B Group

Rank	Team	Games	Wins	Losses
1	SWE - Sweden	4	4	0
2	SCO - Scotland	5	4	1
3	CAN - Canada	4	3	1
4	FIN - Finland	4	2	2
5	EST - Estonia	5	2	3
5	KAZ - Kazakhstan	5	2	3
5	LAT - Latvia	5	2	3
8	BRA - Brazil	4	1	3
9	SLO - Slovenia	4	0	4

#### C Group

Rank	Team	Games	Wins	Losses
1	CZE - Czech Republic	4	4	0
2	JPN - Japan	4	3	1
2	POL - Poland	4	3	1
4	SUI - Switzerland	3	2	1
5	AUS - Australia	4	2	2
6	NED - Netherlands	4	1	3
7	SVK - Slovakia	3	0	3
8	ROU - Romania	4	0	4

#### D Group

Rank	Team	Games	Wins	Losses
1	NOR - Norway	4	4	0
2	CHN - China	4	3	1
2	ESP - Spain	4	3	1
2	FRA - France	4	3	1
5	GER - Germany	4	1	3
5	IRL - Ireland	4	1	3
5	USA - United States of America	4	1	3
8	NZL - New Zealand	4	0	4

#### LEGEND

LSFE (\*) Last stone first end

X Unplayed/unfinished end due to concession

## Game Results

Sheet	Game	Team	LSFE	1	2	3	4	5	6	7	8	Extra Ends	Total
A	4	CZE - Czech Republic		0	1	2	2	1	1	0	0		7
	4	AUS - Australia	*	2	0	0	0	0	0	3	1		6

CZE - Czech Republic		Game	All
F	HAJKOVA Zuzana	75 %	75 %
M	PAUL Tomas	60 %	72 %
Team Total		66 %	73 %

AUS - Australia		Game	All
F	WEEDEN Laurie	67 %	63 %
M	PALANGIO Ian	79 %	72 %
Team Total		74 %	68 %

Time remaining: 1 minute 20 seconds

Last Stone Draw: 96.1 cm

Time remaining: 0 minutes 11 seconds

Last Stone Draw: 32.0 cm

### Detailed Game Statistics:

CZE - Czech Republic		Draws	Takeouts	Total
F	HAJKOVA Zuzana	13 69 %	3 100 %	16 75 %
M	PAUL Tomas	16 69 %	8 44 %	24 60 %
Team Total		29 69 %	11 59 %	40 66 %

AUS - Australia		Draws	Takeouts	Total
F	WEEDEN Laurie	12 71 %	4 56 %	16 67 %
M	PALANGIO Ian	18 78 %	6 83 %	24 79 %
Team Total		30 75 %	10 73 %	40 74 %

### LEGEND

F Female

LSFE (\*) Last stone first end

M Male

## Game Results

Sheet	Game	Team	LSFE	1	2	3	4	5	6	7	8	Extra Ends	Total
B	6	BLR - Belarus		0	0	1	0	1	1	0	X		3
	5	ITA - Italy	*	5	1	0	1	0	0	3	X		10

BLR - Belarus		Game	All
F	KIRILLOVA Ekaterina	41%	44%
M	KIRILLOV Dmitry	48%	57%
Team Total		45%	52%

ITA - Italy		Game	All
F	RICCA Giorgia	73%	57%
M	GONIN Alessio	63%	57%
Team Total		67%	57%

Time remaining: 10 minutes 2 seconds

Last Stone Draw: 156.7 cm

Time remaining: 13 minutes 33 seconds

Last Stone Draw: 141.1 cm

### Detailed Game Statistics:

BLR - Belarus		Draws	Takeouts	Total
F	KIRILLOVA Ekaterina	10 38%	4 50%	14 41%
M	KIRILLOV Dmitry	15 35%	6 79%	21 48%
Team Total		25 36%	10 68%	35 45%

ITA - Italy		Draws	Takeouts	Total
F	RICCA Giorgia	13 71%	1 100%	14 73%
M	GONIN Alessio	15 60%	6 71%	21 63%
Team Total		28 65%	7 75%	35 67%

### LEGEND

F Female

LSFE (\*) Last stone first end

M Male

X Unplayed/unfinished end due to concession

## Game Results

Sheet	Game	Team	LSFE	1	2	3	4	5	6	7	8	Extra Ends	Total
C	5	AUT - Austria	*	5	0	5	0	3	2	X	X		15
	5	ENG - England		0	1	0	3	0	0	X	X		4

AUT - Austria		Game	All
F	FISCHER Claudia	69 %	58 %
M	ROTH Christian	68 %	67 %
Team Total		68 %	63 %

ENG - England		Game	All
F	WARD Angharad	27 %	50 %
M	ZACHARY Bryan	41 %	34 %
Team Total		35 %	43 %

Time remaining: 18 minutes 50 seconds

Last Stone Draw: 78.5 cm

Time remaining: 11 minutes 42 seconds

Last Stone Draw: 160.0 cm

### Detailed Game Statistics:

AUT - Austria		Draws		Takeouts		Total	
F	FISCHER Claudia	10	80 %	2	13 %	12	69 %
M	ROTH Christian	14	68 %	4	69 %	18	68 %
Team Total		24	73 %	6	50 %	30	68 %

ENG - England		Draws		Takeouts		Total	
F	WARD Angharad	11	25 %	2	38 %	13	27 %
M	ZACHARY Bryan	11	50 %	6	25 %	17	41 %
Team Total		22	38 %	8	28 %	30	35 %

### LEGEND

F Female

LSFE (\*) Last stone first end

M Male

X Unplayed/unfinished end due to concession

## Game Results

Sheet	Game	Team	LSFE	1	2	3	4	5	6	7	8	Extra Ends	Total
D	5	RUS - Russia	*	1	0	2	0	1	0	0	1		5
	6	HUN - Hungary		0	1	0	1	0	1	1	0		4

RUS - Russia		Game	All
F	MOISEEVA Viktoriia	59%	69%
M	KRUSHELNITSKIY Aleksandr	65%	75%
Team Total		63%	73%

HUN - Hungary		Game	All
F	PALANCSA Dorottya	58%	65%
M	KISS Zsolt	73%	75%
Team Total		64%	69%

Time remaining: 2 minutes 21 seconds

Last Stone Draw: 5.1 cm

Time remaining: 5 minutes 25 seconds

Last Stone Draw: 17.1 cm

### Detailed Game Statistics:

RUS - Russia		Draws	Takeouts	Total
F	MOISEEVA Viktoriia	10 55%	6 67%	16 59%
M	KRUSHELNITSKIY Aleksandr	15 57%	9 78%	24 65%
Team Total		25 56%	15 73%	40 63%

HUN - Hungary		Draws	Takeouts	Total
F	PALANCSA Dorottya	21 55%	3 83%	24 58%
M	KISS Zsolt	12 73%	4 75%	16 73%
Team Total		33 61%	7 79%	40 64%

### LEGEND

F Female

LSFE (\*) Last stone first end

M Male

## Game Results

Sheet	Game	Team	LSFE	1	2	3	4	5	6	7	8	Extra Ends	Total
E	5	DEN - Denmark		0	0	1	1	1	1	2	X		6
	6	WAL - Wales	*	1	1	0	0	0	0	0	X		2

DEN - Denmark		Game	All
F	HERTSDAHL Louise	61%	62%
M	CHRISTENSEN Flemming	68%	58%
Team Total		64%	60%

WAL - Wales		Game	All
F	WATSON Dawn	40%	50%
M	MEIKLE Adrian	78%	65%
Team Total		59%	58%

Time remaining: 10 minutes 31 seconds

Last Stone Draw: 112.4 cm

Time remaining: 8 minutes 40 seconds

Last Stone Draw: 30.4 cm

### Detailed Game Statistics:

DEN - Denmark		Draws	Takeouts	Total
F	HERTSDAHL Louise	16 69%	6 42%	22 61%
M	CHRISTENSEN Flemming	12 75%	2 25%	14 68%
Team Total		28 71%	8 38%	36 64%

WAL - Wales		Draws	Takeouts	Total
F	WATSON Dawn	10 45%	8 34%	18 40%
M	MEIKLE Adrian	11 80%	6 75%	17 78%
Team Total		21 63%	14 52%	35 59%

### LEGEND

F Female

LSFE (\*) Last stone first end

M Male

X Unplayed/unfinished end due to concession

### Session Results and Standings

Sheet	Game	Team	LSFE	1	2	3	4	5	6	7	8	Extra Ends	Total
A	4	SWE - Sweden	*	0	0	1	0	2	0	3	1		7
	4	FIN - Finland		1	1	0	1	0	2	0	0		5
B	5	EST - Estonia	*	3	0	2	0	0	0	0	1		6
	5	LAT - Latvia		0	3	0	2	1	1	2	0		9
C	4	BRA - Brazil	*	3	0	2	2	0	0	1	X		8
	5	KAZ - Kazakhstan		0	1	0	0	1	1	0	X		3
D	5	SCO - Scotland		0	0	3	0	2	0	1	X		6
	4	CAN - Canada	*	2	1	0	2	0	4	0	X		9
E	4	ROU - Romania		0	0	0	0	2	1	0	X		3
	4	POL - Poland	*	1	2	2	1	0	0	1	X		7

### Standings after Session 14

#### A Group

Rank	Team	Games	Wins	Losses
1	HUN - Hungary	5	5	0
2	RUS - Russia	4	4	0
3	KOR - Korea	5	3	2
3	WAL - Wales	5	3	2
5	AUT - Austria	4	2	2
6	DEN - Denmark	4	1	3
6	ITA - Italy	4	1	3
8	BLR - Belarus	5	1	4
9	ENG - England	4	0	4

#### B Group

Rank	Team	Games	Wins	Losses
1	SWE - Sweden	4	4	0
2	SCO - Scotland	5	4	1
3	CAN - Canada	4	3	1
4	FIN - Finland	4	2	2
5	EST - Estonia	5	2	3
5	KAZ - Kazakhstan	5	2	3
5	LAT - Latvia	5	2	3
8	BRA - Brazil	4	1	3
9	SLO - Slovenia	4	0	4

#### C Group

Rank	Team	Games	Wins	Losses
1	CZE - Czech Republic	3	3	0
2	JPN - Japan	4	3	1
2	POL - Poland	4	3	1
4	AUS - Australia	3	2	1
4	SUI - Switzerland	3	2	1
6	NED - Netherlands	4	1	3
7	SVK - Slovakia	3	0	3
8	ROU - Romania	4	0	4

#### D Group

Rank	Team	Games	Wins	Losses
1	NOR - Norway	4	4	0
2	CHN - China	4	3	1
2	ESP - Spain	4	3	1
2	FRA - France	4	3	1
5	GER - Germany	4	1	3
5	IRL - Ireland	4	1	3
5	USA - United States of America	4	1	3
8	NZL - New Zealand	4	0	4

#### LEGEND

LSFE (\*) Last stone first end

X Unplayed/unfinished end due to concession

B Group Session 14 - Sheet A

SAT 26 APR 2014  
Start Time 21:00

Game Results

Sheet	Game	Team	LSFE	1	2	3	4	5	6	7	8	Extra Ends	Total
A	4	SWE - Sweden	*	0	0	1	0	2	0	3	1		7
	4	FIN - Finland		1	1	0	1	0	2	0	0		5

SWE - Sweden		Game	All
F	JOHANSSON Camilla	77%	73%
M	NOREEN Per	52%	70%
Team Total		67%	72%

FIN - Finland		Game	All
F	JUHASZ Eszter	47%	54%
M	UUSIPAVALNIEMI Markku	69%	55%
Team Total		56%	55%

Time remaining: 2 minutes 0 seconds

Last Stone Draw: 2.7 cm

Time remaining: 1 minute 52 seconds

Last Stone Draw: 62.3 cm

Detailed Game Statistics:

SWE - Sweden		Draws	Takeouts	Total
F	JOHANSSON Camilla	20 81%	4 56%	24 77%
M	NOREEN Per	15 55%	1 0%	16 52%
Team Total		35 70%	5 45%	40 67%

FIN - Finland		Draws	Takeouts	Total
F	JUHASZ Eszter	17 54%	7 29%	24 47%
M	UUSIPAVALNIEMI Markku	13 73%	3 50%	16 69%
Team Total		30 63%	10 35%	40 56%

LEGEND

F Female

LSFE (\*) Last stone first end

M Male



## Game Results

Sheet	Game	Team	LSFE	1	2	3	4	5	6	7	8	Extra Ends	Total
B	5	EST - Estonia	*	3	0	2	0	0	0	0	1		6
	5	LAT - Latvia		0	3	0	2	1	1	2	0		9

EST - Estonia		Game	All
F	MOELDER Maile	48 %	53 %
M	LILL Erkki	64 %	58 %
Team Total		58 %	56 %

LAT - Latvia		Game	All
F	REGZA Dace	53 %	57 %
M	REGZA Ansis	72 %	55 %
Team Total		61 %	56 %

Time remaining: 0 minutes 9 seconds

Last Stone Draw: 6.9 cm

Time remaining: 1 minute 5 seconds

Last Stone Draw: 29.7 cm

### Detailed Game Statistics:

EST - Estonia		Draws		Takeouts		Total	
F	MOELDER Maile	12	52 %	3	33 %	15	48 %
M	LILL Erkki	13	69 %	11	57 %	24	64 %
Team Total		25	61 %	14	52 %	39	58 %

LAT - Latvia		Draws		Takeouts		Total	
F	REGZA Dace	19	53 %	5	55 %	24	53 %
M	REGZA Ansis	15	70 %	1	100 %	16	72 %
Team Total		34	60 %	6	63 %	40	61 %

### LEGEND

F Female

LSFE (\*) Last stone first end

M Male

## Game Results

Sheet	Game	Team	LSFE	1	2	3	4	5	6	7	8	Extra Ends	Total
C	4	BRA - Brazil	*	3	0	2	2	0	0	1	X		8
	5	KAZ - Kazakhstan		0	1	0	0	1	1	0	X		3

BRA - Brazil		Game	All
F	LIMA Aline	60 %	48 %
M	MELLO Marcelo	56 %	52 %
Team Total		58 %	50 %

KAZ - Kazakhstan		Game	All
F	TEN Olga	51 %	57 %
M	ORLOV Aleksandr	45 %	59 %
Team Total		48 %	58 %

Time remaining: 2 minutes 35 seconds

Last Stone Draw: 13.4 cm

Time remaining: 7 minutes 0 seconds

Last Stone Draw: 24.8 cm

### Detailed Game Statistics:

BRA - Brazil		Draws		Takeouts		Total	
F	LIMA Aline	14	64 %	1	0 %	15	60 %
M	MELLO Marcelo	13	50 %	11	64 %	24	56 %
Team Total		27	57 %	12	58 %	39	58 %

KAZ - Kazakhstan		Draws		Takeouts		Total	
F	TEN Olga	13	60 %	6	33 %	19	51 %
M	ORLOV Aleksandr	12	38 %	7	57 %	19	45 %
Team Total		25	49 %	13	46 %	38	48 %

### LEGEND

F Female

LSFE (\*) Last stone first end

M Male

X Unplayed/unfinished end due to concession

### Game Results

Sheet	Game	Team	LSFE	1	2	3	4	5	6	7	8	Extra Ends	Total
D	5	SCO - Scotland		0	0	3	0	2	0	1	X		6
	4	CAN - Canada	*	2	1	0	2	0	4	0	X		9

SCO - Scotland		Game	All
F	AITKEN Gina	61%	76%
M	MOUAT Bruce	60%	70%
Team Total		61%	73%

CAN - Canada		Game	All
F	TUCK Kimberly	61%	64%
M	TUCK Wayne	73%	77%
Team Total		68%	71%

Time remaining: 4 minutes 55 seconds

Last Stone Draw: 20.7 cm

Time remaining: 3 minutes 6 seconds

Last Stone Draw: 1.9 cm

### Detailed Game Statistics:

SCO - Scotland		Draws	Takeouts	Total
F	AITKEN Gina	16 58%	8 69%	24 61%
M	MOUAT Bruce	13 65%	2 25%	15 60%
Team Total		29 61%	10 60%	39 61%

CAN - Canada		Draws	Takeouts	Total
F	TUCK Kimberly	11 77%	3 0%	14 61%
M	TUCK Wayne	14 80%	9 61%	23 73%
Team Total		25 79%	12 46%	37 68%

### LEGEND

F Female

LSFE (\*) Last stone first end

M Male

X Unplayed/unfinished end due to concession

## Game Results

Sheet	Game	Team	LSFE	1	2	3	4	5	6	7	8	Extra Ends	Total
E	4	ROU - Romania		0	0	0	0	2	1	0	X		3
	4	POL - Poland	*	1	2	2	1	0	0	1	X		7

ROU - Romania		Game	All
F	BUTUCEA Diana	40 %	41 %
M	COLIBAN Allen	65 %	62 %
Team Total		55 %	54 %

POL - Poland		Game	All
F	WALCZAK Adela	66 %	60 %
M	PIWOROWICZ Lukasz	63 %	57 %
Team Total		64 %	58 %

Time remaining: 2 minutes 58 seconds

Last Stone Draw: 168.4 cm

Time remaining: 6 minutes 56 seconds

Last Stone Draw: 168.2 cm

### Detailed Game Statistics:

ROU - Romania		Draws		Takeouts		Total	
F	BUTUCEA Diana	11	43 %	4	31 %	15	40 %
M	COLIBAN Allen	16	61 %	8	72 %	24	65 %
Team Total		27	54 %	12	58 %	39	55 %

POL - Poland		Draws		Takeouts		Total	
F	WALCZAK Adela	13	63 %	1	100 %	14	66 %
M	PIWOROWICZ Lukasz	20	73 %	4	13 %	24	63 %
Team Total		33	69 %	5	30 %	38	64 %

### LEGEND

F Female

LSFE (\*) Last stone first end

M Male

X Unplayed/unfinished end due to concession

### Session Results and Standings

Sheet	Game	Team	LSFE	1	2	3	4	5	6	7	8	Extra Ends	Total
A	4	FRA - France	*	1	0	0	0	0	0	3	X		4
	4	ESP - Spain		0	1	2	1	1	1	0	X		6
B	4	NED - Netherlands	*	0	0	1	1	0	0	0	0		2
	4	JPN - Japan		1	1	0	0	1	1	1	1		6
C	4	IRL - Ireland		0	0	0	1	0	1	X	X		2
	4	NOR - Norway	*	2	2	3	0	2	0	X	X		9
D	4	USA - United States of America	*	1	0	1	1	0	1	0	2	0	6
	4	CHN - China		0	1	0	0	1	0	4	0	2	8
E	4	NZL - New Zealand		0	1	1	0	1	0	3	0		6
	4	GER - Germany	*	3	0	0	1	0	2	0	1		7

### Standings after Session 13

#### A Group

Rank	Team	Games	Wins	Losses
1	HUN - Hungary	5	5	0
2	RUS - Russia	4	4	0
3	KOR - Korea	5	3	2
3	WAL - Wales	5	3	2
5	AUT - Austria	4	2	2
6	DEN - Denmark	4	1	3
6	ITA - Italy	4	1	3
8	BLR - Belarus	5	1	4
9	ENG - England	4	0	4

#### B Group

Rank	Team	Games	Wins	Losses
1	SCO - Scotland	4	4	0
2	SWE - Sweden	3	3	0
3	CAN - Canada	3	2	1
3	FIN - Finland	3	2	1
5	EST - Estonia	4	2	2
5	KAZ - Kazakhstan	4	2	2
7	LAT - Latvia	4	1	3
8	BRA - Brazil	3	0	3
9	SLO - Slovenia	4	0	4

#### C Group

Rank	Team	Games	Wins	Losses
1	CZE - Czech Republic	3	3	0
2	JPN - Japan	4	3	1
3	AUS - Australia	3	2	1
3	POL - Poland	3	2	1
3	SUI - Switzerland	3	2	1
6	NED - Netherlands	4	1	3
7	ROU - Romania	3	0	3
7	SVK - Slovakia	3	0	3

#### D Group

Rank	Team	Games	Wins	Losses
1	NOR - Norway	4	4	0
2	CHN - China	4	3	1
2	ESP - Spain	4	3	1
2	FRA - France	4	3	1
5	GER - Germany	4	1	3
5	IRL - Ireland	4	1	3
5	USA - United States of America	4	1	3
8	NZL - New Zealand	4	0	4

#### LEGEND

LSFE (\*) Last stone first end

X Unplayed/unfinished end due to concession

D Group Session 13 - Sheet A

SAT 26 APR 2014  
Start Time 17:45

Game Results

Sheet	Game	Team	LSFE	1	2	3	4	5	6	7	8	Extra Ends	Total
A	4	FRA - France	*	1	0	0	0	0	0	3	X		4
	4	ESP - Spain		0	1	2	1	1	1	0	X		6

FRA - France		Game	All
F	CHARLET Delphine	59 %	59 %
M	ANGIBOUST Tony	55 %	71 %
Team Total		58 %	64 %

ESP - Spain		Game	All
F	GARCIA Irantzu	73 %	60 %
M	VEZ Sergio	81 %	66 %
Team Total		78 %	64 %

Time remaining: 3 minutes 16 seconds

Last Stone Draw: 9.3 cm

Time remaining: 7 minutes 17 seconds

Last Stone Draw: 14.5 cm

Detailed Game Statistics:

FRA - France		Draws	Takeouts	Total
F	CHARLET Delphine	22 57 %	2 88 %	24 59 %
M	ANGIBOUST Tony	13 56 %	2 50 %	15 55 %
Team Total		35 56 %	4 69 %	39 58 %

ESP - Spain		Draws	Takeouts	Total
F	GARCIA Irantzu	12 75 %	3 67 %	15 73 %
M	VEZ Sergio	16 75 %	8 94 %	24 81 %
Team Total		28 75 %	11 86 %	39 78 %

LEGEND			
F	Female	LSFE (*)	Last stone first end
X	Unplayed/unfinished end due to concession	M	Male

## Game Results

Sheet	Game	Team	LSFE	1	2	3	4	5	6	7	8	Extra Ends	Total
B	4	NED - Netherlands	*	0	0	1	1	0	0	0	0		2
	4	JPN - Japan		1	1	0	0	1	1	1	1		6

NED - Netherlands		Game	All
F	NEELEMAN Marianne	39 %	44 %
M	WIEBE Ezra	70 %	69 %
Team Total		58 %	59 %

JPN - Japan		Game	All
F	SATOH Mitsuki	52 %	60 %
M	MOCHIDA Yasuo	66 %	59 %
Team Total		60 %	59 %

Time remaining: 0 minutes 25 seconds

Last Stone Draw: 41.6 cm

Time remaining: 2 minutes 14 seconds

Last Stone Draw: 185.4 cm (out)

### Detailed Game Statistics:

NED - Netherlands		Draws		Takeouts		Total	
F	NEELEMAN Marianne	11	50 %	5	15 %	16	39 %
M	WIEBE Ezra	22	70 %	2	63 %	24	70 %
Team Total		33	64 %	7	29 %	40	58 %

JPN - Japan		Draws		Takeouts		Total	
F	SATOH Mitsuki	15	50 %	1	75 %	16	52 %
M	MOCHIDA Yasuo	22	67 %	2	50 %	24	66 %
Team Total		37	60 %	3	58 %	40	60 %

### LEGEND

F Female

LSFE (\*) Last stone first end

M Male

## Game Results

Sheet	Game	Team	LSFE	1	2	3	4	5	6	7	8	Extra Ends	Total
C	4	IRL - Ireland		0	0	0	1	0	1	X	X		2
	4	NOR - Norway	*	2	2	3	0	2	0	X	X		9

IRL - Ireland		Game	All
F	KERR Louise	61%	53%
M	FUREY John	38%	47%
Team Total		48%	50%

NOR - Norway		Game	All
F	SKASLIEN Kristin Moen	81%	69%
M	NEDREGOTTEN Magnus	75%	75%
Team Total		78%	73%

Time remaining: 12 minutes 54 seconds

Last Stone Draw: 79.1 cm

Time remaining: 15 minutes 30 seconds

Last Stone Draw: 2.9 cm

### Detailed Game Statistics:

IRL - Ireland		Draws		Takeouts		Total	
F	KERR Louise	11	70%	3	25%	14	61%
M	FUREY John	12	35%	4	44%	16	38%
Team Total		23	52%	7	36%	30	48%

NOR - Norway		Draws		Takeouts		Total	
F	SKASLIEN Kristin Moen	10	83%	2	75%	12	81%
M	NEDREGOTTEN Magnus	11	75%	7	75%	18	75%
Team Total		21	79%	9	75%	30	78%

### LEGEND

F Female

LSFE (\*) Last stone first end

M Male

X Unplayed/unfinished end due to concession



## Game Results

Sheet	Game	Team	LSFE	1	2	3	4	5	6	7	8	Extra Ends	Total
D	4	USA - United States of America	*	1	0	1	1	0	1	0	2	0	6
	4	CHN - China		0	1	0	0	1	0	4	0	2	8

USA - United States of America		Game	All
F	MEECHAI Joyance	47 %	57 %
M	GEBAUER Steve	64 %	69 %
Team Total		57 %	64 %

CHN - China		Game	All
F	LIU Si Jia	53 %	63 %
M	GUO Wen Li	65 %	69 %
Team Total		59 %	66 %

Time remaining: 0 minutes 0 seconds  
 Time remaining: 3 minutes 36 seconds (after extra end)  
 Last Stone Draw: 67.5 cm

Time remaining: 2 minutes 7 seconds  
 Time remaining: 4 minutes 53 seconds (after extra end)  
 Last Stone Draw: 110.1 cm

### Detailed Game Statistics:

USA - United States of America		Draws	Takeouts	Total
F	MEECHAI Joyance	15 45%	3 58%	18 47%
M	GEBAUER Steve	23 62%	4 75%	27 64%
Team Total		38 55%	7 68%	45 57%

CHN - China		Draws	Takeouts	Total
F	LIU Si Jia	13 60%	9 44%	22 53%
M	GUO Wen Li	13 60%	9 72%	22 65%
Team Total		26 60%	18 58%	44 59%

<b>LEGEND</b>			
F Female	LSFE (*) Last stone first end	M Male	

## Game Results

Sheet	Game	Team	LSFE	1	2	3	4	5	6	7	8	Extra Ends	Total
E	4	NZL - New Zealand		0	1	1	0	1	0	3	0		6
	4	GER - Germany	*	3	0	0	1	0	2	0	1		7

NZL - New Zealand		Game	All
F	TAYLOR Waverley	28 %	39 %
M	THOMSON Kenny	63 %	68 %
Team Total		49 %	56 %

GER - Germany		Game	All
F	FISCHER Andrea	39 %	31 %
M	KNOHL Stefan	47 %	47 %
Team Total		44 %	41 %

Time remaining: 4 minutes 13 seconds

Last Stone Draw: 145.0 cm

Time remaining: 4 minutes 2 seconds

Last Stone Draw: 9.1 cm

### Detailed Game Statistics:

NZL - New Zealand		Draws		Takeouts		Total	
F	TAYLOR Waverley	12	38 %	4	0 %	16	28 %
M	THOMSON Kenny	18	56 %	6	83 %	24	63 %
Team Total		30	48 %	10	50 %	40	49 %

GER - Germany		Draws		Takeouts		Total	
F	FISCHER Andrea	15	42 %	1	0 %	16	39 %
M	KNOHL Stefan	21	51 %	3	17 %	24	47 %
Team Total		36	47 %	4	13 %	40	44 %

### LEGEND

F Female

LSFE (\*) Last stone first end

M Male

### Session Results and Standings

Sheet	Game	Team	LSFE	1	2	3	4	5	6	7	8	Extra Ends	Total
A	3	SUI - Switzerland	*	2	2	0	4	0	2	0	X		10
	3	ROU - Romania		0	0	2	0	1	0	2	X		5
B	4	AUT - Austria		1	0	0	1	1	0	2	0		5
	4	RUS - Russia	*	0	2	1	0	0	3	0	1		7
C	5	HUN - Hungary	*	1	0	4	0	0	2	0	3		10
	5	WAL - Wales		0	1	0	3	3	0	1	0		8
D	4	DEN - Denmark		2	0	5	0	0	4	X	X		11
	5	BLR - Belarus	*	0	2	0	1	2	0	X	X		5
E	4	ENG - England	*	0	2	0	0	0	0	X	X		2
	5	KOR - Korea		3	0	2	1	1	3	X	X		10

### Standings after Session 12

#### A Group

Rank	Team	Games	Wins	Losses
1	HUN - Hungary	5	5	0
2	RUS - Russia	4	4	0
3	KOR - Korea	5	3	2
3	WAL - Wales	5	3	2
5	AUT - Austria	4	2	2
6	DEN - Denmark	4	1	3
6	ITA - Italy	4	1	3
8	BLR - Belarus	5	1	4
9	ENG - England	4	0	4

#### B Group

Rank	Team	Games	Wins	Losses
1	SCO - Scotland	4	4	0
2	SWE - Sweden	3	3	0
3	CAN - Canada	3	2	1
3	FIN - Finland	3	2	1
5	EST - Estonia	4	2	2
5	KAZ - Kazakhstan	4	2	2
7	LAT - Latvia	4	1	3
8	BRA - Brazil	3	0	3
9	SLO - Slovenia	4	0	4

#### C Group

Rank	Team	Games	Wins	Losses
1	CZE - Czech Republic	3	3	0
2	AUS - Australia	3	2	1
2	JPN - Japan	3	2	1
2	POL - Poland	3	2	1
2	SUI - Switzerland	3	2	1
6	NED - Netherlands	3	1	2
7	ROU - Romania	3	0	3
7	SVK - Slovakia	3	0	3

#### D Group

Rank	Team	Games	Wins	Losses
1	FRA - France	3	3	0
1	NOR - Norway	3	3	0
3	CHN - China	3	2	1
3	ESP - Spain	3	2	1
5	IRL - Ireland	3	1	2
5	USA - United States of America	3	1	2
7	GER - Germany	3	0	3
7	NZL - New Zealand	3	0	3

#### LEGEND

LSFE (\*) Last stone first end                      X    Unplayed/unfinished end due to concession

## Game Results

Sheet	Game	Team	LSFE	1	2	3	4	5	6	7	8	Extra Ends	Total
A	3	SUI - Switzerland	*	2	2	0	4	0	2	0	X		10
	3	ROU - Romania		0	0	2	0	1	0	2	X		5

SUI - Switzerland		Game	All
F	GRIBI Michelle	67 %	64 %
M	GRIBI Reto	60 %	66 %
Team Total		63 %	65 %

ROU - Romania		Game	All
F	BUTUCEA Diana	45 %	42 %
M	COLIBAN Allen	65 %	61 %
Team Total		57 %	53 %

Time remaining: 2 minutes 55 seconds

Last Stone Draw: 69.4 cm

Time remaining: 2 minutes 22 seconds

Last Stone Draw: 92.5 cm

### Detailed Game Statistics:

SUI - Switzerland		Draws	Takeouts	Total
F	GRIBI Michelle	13 67 %	2 63 %	15 67 %
M	GRIBI Reto	13 58 %	11 64 %	24 60 %
Team Total		26 63 %	13 63 %	39 63 %

ROU - Romania		Draws	Takeouts	Total
F	BUTUCEA Diana	14 48 %	1 0 %	15 45 %
M	COLIBAN Allen	15 62 %	9 69 %	24 65 %
Team Total		29 55 %	10 63 %	39 57 %

### LEGEND

F Female

LSFE (\*) Last stone first end

M Male

X Unplayed/unfinished end due to concession

A Group Session 12 - Sheet B

SAT 26 APR 2014  
Start Time 14:30

Game Results

Sheet	Game	Team	LSFE	1	2	3	4	5	6	7	8	Extra Ends	Total
B	4	AUT - Austria		1	0	0	1	1	0	2	0		5
	4	RUS - Russia	*	0	2	1	0	0	3	0	1		7

AUT - Austria		Game	All
F	FISCHER Claudia	58 %	56 %
M	ROTH Christian	74 %	66 %
Team Total		68 %	62 %

RUS - Russia		Game	All
F	MOISEEVA Viktoriia	75 %	71 %
M	KRUSHELNITSKIY Aleksandr	76 %	78 %
Team Total		76 %	75 %

Time remaining: 0 minutes 50 seconds

Last Stone Draw: 100.7 cm

Time remaining: 1 minute 35 seconds

Last Stone Draw: 16.2 cm

Detailed Game Statistics:

AUT - Austria		Draws	Takeouts	Total
F	FISCHER Claudia	12 48 %	3 100 %	15 58 %
M	ROTH Christian	16 83 %	8 56 %	24 74 %
Team Total		28 68 %	11 68 %	39 68 %

RUS - Russia		Draws	Takeouts	Total
F	MOISEEVA Viktoriia	11 77 %	5 70 %	16 75 %
M	KRUSHELNITSKIY Aleksandr	16 77 %	8 75 %	24 76 %
Team Total		27 77 %	13 73 %	40 76 %

LEGEND

F Female

LSFE (\*) Last stone first end

M Male

A Group Session 12 - Sheet C

SAT 26 APR 2014  
Start Time 14:30

### Game Results

Sheet	Game	Team	LSFE	1	2	3	4	5	6	7	8	Extra Ends	Total
C	5	HUN - Hungary	*	1	0	4	0	0	2	0	3		10
	5	WAL - Wales		0	1	0	3	3	0	1	0		8

HUN - Hungary		Game	All
F	PALANCSA Dorottya	69%	66%
M	KISS Zsolt	73%	76%
Team Total		71%	70%

WAL - Wales		Game	All
F	WATSON Dawn	65%	53%
M	MEIKLE Adrian	68%	63%
Team Total		66%	58%

Time remaining: 5 minutes 17 seconds

Last Stone Draw: 17.5 cm

Time remaining: 8 minutes 51 seconds

Last Stone Draw: 115.2 cm

#### Detailed Game Statistics:

HUN - Hungary		Draws	Takeouts	Total
F	PALANCSA Dorottya	16 72%	8 63%	24 69%
M	KISS Zsolt	11 75%	5 70%	16 73%
Team Total		27 73%	13 65%	40 71%

WAL - Wales		Draws	Takeouts	Total
F	WATSON Dawn	12 67%	8 63%	20 65%
M	MEIKLE Adrian	15 60%	5 90%	20 68%
Team Total		27 63%	13 73%	40 66%

#### LEGEND

F Female

LSFE (\*) Last stone first end

M Male

## Game Results

Sheet	Game	Team	LSFE	1	2	3	4	5	6	7	8	Extra Ends	Total
D	4	DEN - Denmark		2	0	5	0	0	4	X	X		11
	5	BLR - Belarus	*	0	2	0	1	2	0	X	X		5

DEN - Denmark		Game	All
F	HERTSDAHL Louise	64 %	62 %
M	CHRISTENSEN Flemming	50 %	56 %
Team Total		58 %	59 %

BLR - Belarus		Game	All
F	KIRILLOVA Ekaterina	42 %	45 %
M	KIRILLOV Dmitry	53 %	58 %
Team Total		48 %	53 %

Time remaining: 18 minutes 30 seconds

Last Stone Draw: 96.9 cm

Time remaining: 17 minutes 0 seconds

Last Stone Draw: 0.0 cm

### Detailed Game Statistics:

DEN - Denmark		Draws	Takeouts	Total
F	HERTSDAHL Louise	16 59 %	2 100 %	18 64 %
M	CHRISTENSEN Flemming	11 45 %	1 100 %	12 50 %
Team Total		27 54 %	3 100 %	30 58 %

BLR - Belarus		Draws	Takeouts	Total
F	KIRILLOVA Ekaterina	11 36 %	1 100 %	12 42 %
M	KIRILLOV Dmitry	13 54 %	5 50 %	18 53 %
Team Total		24 46 %	6 58 %	30 48 %

### LEGEND

F Female

LSFE (\*) Last stone first end

M Male

X Unplayed/unfinished end due to concession

## Game Results

Sheet	Game	Team	LSFE	1	2	3	4	5	6	7	8	Extra Ends	Total
E	4	ENG - England	*	0	2	0	0	0	0	X	X		2
	5	KOR - Korea		3	0	2	1	1	3	X	X		10

ENG - England		Game	All
F	WARD Angharad	57 %	53 %
M	ZACHARY Bryan	8 %	32 %
Team Total		38 %	45 %

KOR - Korea		Game	All
F	LEE Hyein	69 %	54 %
M	BEAK Jongchul	56 %	56 %
Team Total		61 %	55 %

Time remaining: 17 minutes 24 seconds

Last Stone Draw: 76.2 cm

Time remaining: 17 minutes 47 seconds

Last Stone Draw: 185.4 cm (out)

### Detailed Game Statistics:

ENG - England		Draws		Takeouts		Total	
F	WARD Angharad	14	55 %	4	63 %	18	57 %
M	ZACHARY Bryan	9	11 %	3	0 %	12	8 %
Team Total		23	38 %	7	36 %	30	38 %

KOR - Korea		Draws		Takeouts		Total	
F	LEE Hyein	11	66 %	1	100 %	12	69 %
M	BEAK Jongchul	12	50 %	6	67 %	18	56 %
Team Total		23	58 %	7	71 %	30	61 %

### LEGEND

F Female

LSFE (\*) Last stone first end

M Male

X Unplayed/unfinished end due to concession



### Session Results and Standings

Sheet	Game	Team	LSFE	1	2	3	4	5	6	7	8	Extra Ends	Total
A	3	NOR - Norway		0	2	2	0	6	0	2	X		12
	3	NZL - New Zealand	*	1	0	0	1	0	2	0	X		4
B	3	FIN - Finland		0	0	0	1	1	0	2	1	0	5
	4	SCO - Scotland	*	2	1	1	0	0	1	0	0	1	6
C	4	EST - Estonia	*	4	1	1	0	5	0	1	X		12
	3	BRA - Brazil		0	0	0	1	0	2	0	X		3
D	4	KAZ - Kazakhstan	*	2	2	0	0	2	2	0	1		9
	4	LAT - Latvia		0	0	1	2	0	0	2	0		5
E	4	SLO - Slovenia		0	0	2	0	0	1	1	0		4
	3	CAN - Canada	*	2	2	0	2	1	0	0	1		8

### Standings after Session 11

#### A Group

Rank	Team	Games	Wins	Losses
1	HUN - Hungary	4	4	0
2	RUS - Russia	3	3	0
3	WAL - Wales	4	3	1
4	AUT - Austria	3	2	1
5	KOR - Korea	4	2	2
6	BLR - Belarus	4	1	3
6	ITA - Italy	4	1	3
8	DEN - Denmark	3	0	3
8	ENG - England	3	0	3

#### B Group

Rank	Team	Games	Wins	Losses
1	SCO - Scotland	4	4	0
2	SWE - Sweden	3	3	0
3	CAN - Canada	3	2	1
3	FIN - Finland	3	2	1
5	EST - Estonia	4	2	2
5	KAZ - Kazakhstan	4	2	2
7	LAT - Latvia	4	1	3
8	BRA - Brazil	3	0	3
9	SLO - Slovenia	4	0	4

#### C Group

Rank	Team	Games	Wins	Losses
1	CZE - Czech Republic	3	3	0
2	AUS - Australia	3	2	1
2	JPN - Japan	3	2	1
2	POL - Poland	3	2	1
5	SUI - Switzerland	2	1	1
6	NED - Netherlands	3	1	2
7	ROU - Romania	2	0	2
8	SVK - Slovakia	3	0	3

#### D Group

Rank	Team	Games	Wins	Losses
1	FRA - France	3	3	0
1	NOR - Norway	3	3	0
3	CHN - China	3	2	1
3	ESP - Spain	3	2	1
5	IRL - Ireland	3	1	2
5	USA - United States of America	3	1	2
7	GER - Germany	3	0	3
7	NZL - New Zealand	3	0	3

#### LEGEND

LSFE (\*) Last stone first end                      X    Unplayed/unfinished end due to concession

D Group Session 11 - Sheet A

SAT 26 APR 2014  
Start Time 11:15

Game Results

Sheet	Game	Team	LSFE	1	2	3	4	5	6	7	8	Extra Ends	Total
A	3	NOR - Norway		0	2	2	0	6	0	2	X		12
	3	NZL - New Zealand	*	1	0	0	1	0	2	0	X		4

NOR - Norway		Game	All
F	SKASLIEN Kristin Moen	81%	65%
M	NEDREGOTTEN Magnus	86%	75%
Team Total		84%	71%

NZL - New Zealand		Game	All
F	TAYLOR Waverley	50%	43%
M	THOMSON Kenny	76%	70%
Team Total		65%	59%

Time remaining: 11 minutes 3 seconds

Last Stone Draw: 74.6 cm

Time remaining: 9 minutes 43 seconds

Last Stone Draw: 0.0 cm

Detailed Game Statistics:

NOR - Norway		Draws	Takeouts	Total
F	SKASLIEN Kristin Moen	13 81%	0 -%	13 81%
M	NEDREGOTTEN Magnus	12 90%	9 81%	21 86%
Team Total		25 85%	9 81%	34 84%

NZL - New Zealand		Draws	Takeouts	Total
F	TAYLOR Waverley	10 60%	5 30%	15 50%
M	THOMSON Kenny	18 75%	2 88%	20 76%
Team Total		28 70%	7 46%	35 65%

LEGEND

F Female

LSFE (\*) Last stone first end

M Male

X Unplayed/unfinished end due to concession

## Game Results

Sheet	Game	Team	LSFE	1	2	3	4	5	6	7	8	Extra Ends	Total
B	3	FIN - Finland		0	0	0	1	1	0	2	1	0	5
	4	SCO - Scotland	*	2	1	1	0	0	1	0	0	1	6

FIN - Finland		Game	All
F	JUHASZ Eszter	61%	56%
M	UUSIPAAVALNIEMI Markku	53%	51%
Team Total		58%	54%

SCO - Scotland		Game	All
F	AITKEN Gina	81%	80%
M	MOUAT Bruce	66%	73%
Team Total		76%	77%

Time remaining: 1 minute 18 seconds  
 Time remaining: 0 minutes 24 seconds (after extra end)  
 Last Stone Draw: 46.6 cm

Time remaining: 1 minute 50 seconds  
 Time remaining: 3 minutes 2 seconds (after extra end)  
 Last Stone Draw: 0.0 cm

### Detailed Game Statistics:

FIN - Finland		Draws	Takeouts	Total
F	JUHASZ Eszter	18 49%	9 86%	27 61%
M	UUSIPAAVALNIEMI Markku	12 54%	6 50%	18 53%
Team Total		30 51%	15 72%	45 58%

SCO - Scotland		Draws	Takeouts	Total
F	AITKEN Gina	17 76%	10 90%	27 81%
M	MOUAT Bruce	15 68%	2 50%	17 66%
Team Total		32 73%	12 83%	44 76%

### LEGEND

F Female

LSFE (\*) Last stone first end

M Male

## Game Results

Sheet	Game	Team	LSFE	1	2	3	4	5	6	7	8	Extra Ends	Total
C	4	EST - Estonia	*	4	1	1	0	5	0	1	X		12
	3	BRA - Brazil		0	0	0	1	0	2	0	X		3

EST - Estonia		Game	All
F	MOELDER Maile	70 %	54 %
M	LILL Erkki	60 %	57 %
Team Total		64 %	56 %

BRA - Brazil		Game	All
F	LIMA Aline	52 %	44 %
M	MELLO Marcelo	59 %	50 %
Team Total		56 %	47 %

Time remaining: 8 minutes 13 seconds

Last Stone Draw: 141.9 cm

Time remaining: 5 minutes 1 second

Last Stone Draw: 185.4 cm (out)

### Detailed Game Statistics:

EST - Estonia		Draws		Takeouts		Total	
F	MOELDER Maile	11	75 %	3	50 %	14	70 %
M	LILL Erkki	14	68 %	7	43 %	21	60 %
Team Total		25	71 %	10	45 %	35	64 %

BRA - Brazil		Draws		Takeouts		Total	
F	LIMA Aline	10	53 %	5	50 %	15	52 %
M	MELLO Marcelo	15	53 %	4	81 %	19	59 %
Team Total		25	53 %	9	64 %	34	56 %

### LEGEND

F Female

LSFE (\*) Last stone first end

M Male

X Unplayed/unfinished end due to concession

## Game Results

Sheet	Game	Team	LSFE	1	2	3	4	5	6	7	8	Extra Ends	Total
D	4	KAZ - Kazakhstan	*	2	2	0	0	2	2	0	1		9
	4	LAT - Latvia		0	0	1	2	0	0	2	0		5

KAZ - Kazakhstan		Game	All
F	TEN Olga	68 %	59 %
M	ORLOV Aleksandr	57 %	62 %
Team Total		62 %	61 %

LAT - Latvia		Game	All
F	REGZA Dace	56 %	58 %
M	REGZA Ansis	56 %	51 %
Team Total		56 %	55 %

Time remaining: 2 minutes 19 seconds

Last Stone Draw: 89.1 cm

Time remaining: 0 minutes 44 seconds

Last Stone Draw: 91.6 cm

### Detailed Game Statistics:

KAZ - Kazakhstan		Draws		Takeouts		Total	
F	TEN Olga	12	69 %	3	67 %	15	68 %
M	ORLOV Aleksandr	13	62 %	11	52 %	24	57 %
Team Total		25	65 %	14	55 %	39	62 %

LAT - Latvia		Draws		Takeouts		Total	
F	REGZA Dace	14	54 %	4	63 %	18	56 %
M	REGZA Ansis	16	45 %	6	83 %	22	56 %
Team Total		30	49 %	10	75 %	40	56 %

### LEGEND

F Female

LSFE (\*) Last stone first end

M Male

Game Results

REVISED  
26 APR 21:38

Sheet	Game	Team	LSFE	1	2	3	4	5	6	7	8	Extra Ends	Total
E	4	SLO - Slovenia		0	0	2	0	0	1	1	0		4
	3	CAN - Canada	*	2	2	0	2	1	0	0	1		8

SLO - Slovenia		Game	All
F	JURINCIC Valentina	59%	50%
M	CULIC Jure	72%	63%
Team Total		65%	57%

CAN - Canada		Game	All
F	TUCK Kimberly	61%	65%
M	TUCK Wayne	71%	78%
Team Total		66%	72%

Time remaining: 4 minutes 20 seconds

Last Stone Draw: 181.5 cm

Time remaining: 9 minutes 24 seconds

Last Stone Draw: 83.3 cm

Detailed Game Statistics:

SLO - Slovenia		Draws	Takeouts	Total
F	JURINCIC Valentina	14 59%	6 58%	20 59%
M	CULIC Jure	15 78%	4 50%	19 72%
Team Total		29 69%	10 55%	39 65%

CAN - Canada		Draws	Takeouts	Total
F	TUCK Kimberly	15 62%	5 60%	20 61%
M	TUCK Wayne	12 71%	7 71%	19 71%
Team Total		27 66%	12 67%	39 66%

<b>LEGEND</b>			
F Female	LSFE (*) Last stone first end	M Male	

SLO: LSD revised

### Session Results and Standings

Sheet	Game	Team	LSFE	1	2	3	4	5	6	7	8	Extra Ends	Total
A	3	ESP - Spain		1	0	0	2	0	1	1	0		5
	3	CHN - China	*	0	1	1	0	1	0	0	1		4
B	3	POL - Poland	*	2	1	0	0	0	1	1	0		5
	3	SVK - Slovakia		0	0	1	1	1	0	0	1		4
C	3	CZE - Czech Republic	*	1	0	2	1	2	2	0	X		8
	3	NED - Netherlands		0	3	0	0	0	0	2	X		5
D	3	GER - Germany		1	0	0	2	0	1	0	1		5
	3	IRL - Ireland	*	0	2	1	0	2	0	1	0		6
E	3	FRA - France	*	2	1	0	1	1	1	2	X		8
	3	USA - United States of America		0	0	1	0	0	0	0	X		1

### Standings after Session 10

#### A Group

Rank	Team	Games	Wins	Losses
1	HUN - Hungary	4	4	0
2	RUS - Russia	3	3	0
3	WAL - Wales	4	3	1
4	AUT - Austria	3	2	1
5	KOR - Korea	4	2	2
6	BLR - Belarus	4	1	3
6	ITA - Italy	4	1	3
8	DEN - Denmark	3	0	3
8	ENG - England	3	0	3

#### B Group

Rank	Team	Games	Wins	Losses
1	SCO - Scotland	3	3	0
1	SWE - Sweden	3	3	0
3	FIN - Finland	2	2	0
4	CAN - Canada	2	1	1
5	EST - Estonia	3	1	2
5	KAZ - Kazakhstan	3	1	2
5	LAT - Latvia	3	1	2
8	BRA - Brazil	2	0	2
9	SLO - Slovenia	3	0	3

#### C Group

Rank	Team	Games	Wins	Losses
1	CZE - Czech Republic	3	3	0
2	AUS - Australia	3	2	1
2	JPN - Japan	3	2	1
2	POL - Poland	3	2	1
5	SUI - Switzerland	2	1	1
6	NED - Netherlands	3	1	2
7	ROU - Romania	2	0	2
8	SVK - Slovakia	3	0	3

#### D Group

Rank	Team	Games	Wins	Losses
1	FRA - France	3	3	0
2	NOR - Norway	2	2	0
3	CHN - China	3	2	1
3	ESP - Spain	3	2	1
5	IRL - Ireland	3	1	2
5	USA - United States of America	3	1	2
7	NZL - New Zealand	2	0	2
8	GER - Germany	3	0	3

#### LEGEND

LSFE (\*) Last stone first end

X Unplayed/unfinished end due to concession

## Game Results

Sheet	Game	Team	LSFE	1	2	3	4	5	6	7	8	Extra Ends	Total
A	3	ESP - Spain		1	0	0	2	0	1	1	0		5
	3	CHN - China	*	0	1	1	0	1	0	0	1		4

ESP - Spain		Game	All
F	GARCIA Irantzu	53 %	56 %
M	VEZ Sergio	63 %	61 %
Team Total		59 %	59 %

CHN - China		Game	All
F	LIU Si Jia	73 %	66 %
M	GUO Wen Li	61 %	71 %
Team Total		68 %	69 %

Time remaining: 3 minutes 25 seconds

Last Stone Draw: 105.3 cm

Time remaining: 4 minutes 25 seconds

Last Stone Draw: 16.4 cm

### Detailed Game Statistics:

ESP - Spain		Draws	Takeouts	Total
F	GARCIA Irantzu	14 57%	1 0%	15 53%
M	VEZ Sergio	15 60%	8 69%	23 63%
Team Total		29 59%	9 61%	38 59%

CHN - China		Draws	Takeouts	Total
F	LIU Si Jia	16 75%	6 67%	22 73%
M	GUO Wen Li	13 65%	1 0%	14 61%
Team Total		29 71%	7 57%	36 68%

### LEGEND

F Female

LSFE (\*) Last stone first end

M Male



## Game Results

Sheet	Game	Team	LSFE	1	2	3	4	5	6	7	8	Extra Ends	Total
B	3	POL - Poland	*	2	1	0	0	0	1	1	0		5
	3	SVK - Slovakia		0	0	1	1	1	0	0	1		4

POL - Poland		Game	All
F	WALCZAK Adela	55 %	58 %
M	PIWOROWICZ Lukasz	54 %	56 %
Team Total		54 %	57 %

SVK - Slovakia		Game	All
F	KVARDOVA Veronika	29 %	36 %
M	DERZSI Ladislav	63 %	59 %
Team Total		50 %	50 %

Time remaining: 2 minutes 47 seconds

Last Stone Draw: 83.6 cm

Time remaining: 0 minutes 49 seconds

Last Stone Draw: 185.4 cm (out)

### Detailed Game Statistics:

POL - Poland		Draws	Takeouts	Total
F	WALCZAK Adela	16 55%	0 -%	16 55%
M	PIWOROWICZ Lukasz	19 63%	5 20%	24 54%
Team Total		35 59%	5 20%	40 54%

SVK - Slovakia		Draws	Takeouts	Total
F	KVARDOVA Veronika	14 29%	0 -%	14 29%
M	DERZSI Ladislav	22 61%	2 75%	24 63%
Team Total		36 49%	2 75%	38 50%

### LEGEND

F Female

LSFE (\*) Last stone first end

M Male

## Game Results

Sheet	Game	Team	LSFE	1	2	3	4	5	6	7	8	Extra Ends	Total
C	3	CZE - Czech Republic	*	1	0	2	1	2	2	0	X		8
	3	NED - Netherlands		0	3	0	0	0	0	2	X		5

CZE - Czech Republic		Game	All
F	HAJKOVA Zuzana	80 %	75 %
M	PAUL Tomas	76 %	76 %
Team Total		78 %	76 %

NED - Netherlands		Game	All
F	NEELEMAN Marianne	28 %	46 %
M	WIEBE Ezra	58 %	69 %
Team Total		47 %	60 %

Time remaining: 3 minutes 25 seconds

Last Stone Draw: 10.5 cm

Time remaining: 3 minutes 30 seconds

Last Stone Draw: 125.1 cm

### Detailed Game Statistics:

CZE - Czech Republic		Draws	Takeouts	Total
F	HAJKOVA Zuzana	14 80 %	1 75 %	15 80 %
M	PAUL Tomas	19 76 %	5 75 %	24 76 %
Team Total		33 78 %	6 75 %	39 78 %

NED - Netherlands		Draws	Takeouts	Total
F	NEELEMAN Marianne	13 25 %	2 50 %	15 28 %
M	WIEBE Ezra	16 63 %	8 50 %	24 58 %
Team Total		29 46 %	10 50 %	39 47 %

### LEGEND

F Female

LSFE (\*) Last stone first end

M Male

X Unplayed/unfinished end due to concession

D Group Session 10 - Sheet D

SAT 26 APR 2014  
Start Time 8:00

Game Results

Sheet	Game	Team	LSFE	1	2	3	4	5	6	7	8	Extra Ends	Total
D	3	GER - Germany		1	0	0	2	0	1	0	1		5
	3	IRL - Ireland	*	0	2	1	0	2	0	1	0		6

GER - Germany		Game	All
F	FISCHER Andrea	27 %	28 %
M	KNOHL Stefan	39 %	47 %
Team Total		34 %	40 %

IRL - Ireland		Game	All
F	KERR Louise	62 %	51 %
M	FUREY John	61 %	49 %
Team Total		61 %	50 %

Time remaining: 0 minutes 30 seconds

Last Stone Draw: 40.5 cm

Time remaining: 1 minute 48 seconds

Last Stone Draw: 0.0 cm

Detailed Game Statistics:

GER - Germany		Draws		Takeouts		Total	
F	FISCHER Andrea	14	30 %	2	0 %	16	27 %
M	KNOHL Stefan	19	36 %	5	50 %	24	39 %
Team Total		33	33 %	7	36 %	40	34 %

IRL - Ireland		Draws		Takeouts		Total	
F	KERR Louise	15	67 %	2	25 %	17	62 %
M	FUREY John	19	63 %	4	50 %	23	61 %
Team Total		34	65 %	6	42 %	40	61 %

LEGEND

F Female

LSFE (\*) Last stone first end

M Male

## Game Results

Sheet	Game	Team	LSFE	1	2	3	4	5	6	7	8	Extra Ends	Total
E	3	FRA - France	*	2	1	0	1	1	1	2	X		8
	3	USA - United States of America		0	0	1	0	0	0	0	X		1

FRA - France		Game	All
F	CHARLET Delphine	65 %	58 %
M	ANGIBOUST Tony	96 %	76 %
Team Total		78 %	66 %

USA - United States of America		Game	All
F	MEECHAI Joyance	70 %	61 %
M	GEBAUER Steve	64 %	71 %
Team Total		66 %	67 %

Time remaining: 5 minutes 50 seconds

Last Stone Draw: 36.3 cm

Time remaining: 6 minutes 17 seconds

Last Stone Draw: 71.5 cm

### Detailed Game Statistics:

FRA - France		Draws	Takeouts	Total
F	CHARLET Delphine	17 71 %	4 44 %	21 65 %
M	ANGIBOUST Tony	12 98 %	2 88 %	14 96 %
Team Total		29 82 %	6 58 %	35 78 %

USA - United States of America		Draws	Takeouts	Total
F	MEECHAI Joyance	12 73 %	2 50 %	14 70 %
M	GEBAUER Steve	17 68 %	4 50 %	21 64 %
Team Total		29 70 %	6 50 %	35 66 %

### LEGEND

F Female

LSFE (\*) Last stone first end

M Male

X Unplayed/unfinished end due to concession

### Session Results and Standings

Sheet	Game	Team	LSFE	1	2	3	4	5	6	7	8	Extra Ends	Total
A	4	BLR - Belarus	*	2	0	1	0	1	0	0	X		4
	3	AUT - Austria		0	2	0	1	0	2	4	X		9
B	4	KOR - Korea		0	0	3	0	0	0	X	X		3
	4	HUN - Hungary	*	1	4	0	3	1	3	X	X		12
C	4	ITA - Italy		0	0	1	1	1	1	0	4		8
	3	DEN - Denmark	*	2	1	0	0	0	0	2	0		5
D	4	WAL - Wales		3	0	1	2	0	2	0	1		9
	3	ENG - England	*	0	3	0	0	1	0	3	0		7
E	3	AUS - Australia		0	1	1	0	1	0	1	2		6
	3	JPN - Japan	*	2	0	0	2	0	1	0	0		5

### Standings after Session 9

#### A Group

Rank	Team	Games	Wins	Losses
1	HUN - Hungary	4	4	0
2	RUS - Russia	3	3	0
3	WAL - Wales	4	3	1
4	AUT - Austria	3	2	1
5	KOR - Korea	4	2	2
6	BLR - Belarus	4	1	3
6	ITA - Italy	4	1	3
8	DEN - Denmark	3	0	3
8	ENG - England	3	0	3

#### B Group

Rank	Team	Games	Wins	Losses
1	SCO - Scotland	3	3	0
1	SWE - Sweden	3	3	0
3	FIN - Finland	2	2	0
4	CAN - Canada	2	1	1
5	EST - Estonia	3	1	2
5	KAZ - Kazakhstan	3	1	2
5	LAT - Latvia	3	1	2
8	BRA - Brazil	2	0	2
9	SLO - Slovenia	3	0	3

#### C Group

Rank	Team	Games	Wins	Losses
1	CZE - Czech Republic	2	2	0
2	AUS - Australia	3	2	1
2	JPN - Japan	3	2	1
4	NED - Netherlands	2	1	1
4	POL - Poland	2	1	1
4	SUI - Switzerland	2	1	1
7	ROU - Romania	2	0	2
7	SVK - Slovakia	2	0	2

#### D Group

Rank	Team	Games	Wins	Losses
1	CHN - China	2	2	0
1	FRA - France	2	2	0
1	NOR - Norway	2	2	0
4	ESP - Spain	2	1	1
4	USA - United States of America	2	1	1
6	GER - Germany	2	0	2
6	IRL - Ireland	2	0	2
6	NZL - New Zealand	2	0	2

#### LEGEND

LSFE (\*) Last stone first end

X Unplayed/unfinished end due to concession

A Group Session 9 - Sheet A

FRI 25 APR 2014  
Start Time 21:00

Game Results

Sheet	Game	Team	LSFE	1	2	3	4	5	6	7	8	Extra Ends	Total
A	4	BLR - Belarus	*	2	0	1	0	1	0	0	X		4
	3	AUT - Austria		0	2	0	1	0	2	4	X		9

BLR - Belarus		Game	All
F	KIRILLOVA Ekaterina	55 %	45 %
M	KIRILLOV Dmitry	59 %	60 %
Team Total		57 %	54 %

AUT - Austria		Game	All
F	FISCHER Claudia	73 %	56 %
M	ROTH Christian	76 %	64 %
Team Total		75 %	61 %

Time remaining: 3 minutes 11 seconds

Last Stone Draw: 106.5 cm

Time remaining: 9 minutes 45 seconds

Last Stone Draw: 141.7 cm

Detailed Game Statistics:

BLR - Belarus		Draws	Takeouts	Total
F	KIRILLOVA Ekaterina	13 52 %	1 100 %	14 55 %
M	KIRILLOV Dmitry	18 60 %	5 55 %	23 59 %
Team Total		31 56 %	6 63 %	37 57 %

AUT - Austria		Draws	Takeouts	Total
F	FISCHER Claudia	13 69 %	2 100 %	15 73 %
M	ROTH Christian	13 79 %	10 73 %	23 76 %
Team Total		26 74 %	12 77 %	38 75 %

LEGEND

F Female

LSFE (\*) Last stone first end

M Male

X Unplayed/unfinished end due to concession

## Game Results

Sheet	Game	Team	LSFE	1	2	3	4	5	6	7	8	Extra Ends	Total
B	4	KOR - Korea		0	0	3	0	0	0	X	X		3
	4	HUN - Hungary	*	1	4	0	3	1	3	X	X		12

KOR - Korea		Game	All
F	LEE Hyein	56 %	51 %
M	BEAK Jongchul	51 %	56 %
Team Total		53 %	54 %

HUN - Hungary		Game	All
F	PALANCSA Dorottya	74 %	66 %
M	KISS Zsolt	83 %	76 %
Team Total		78 %	70 %

Time remaining: 12 minutes 35 seconds

Last Stone Draw: 61.6 cm

Time remaining: 15 minutes 59 seconds

Last Stone Draw: 45.0 cm

### Detailed Game Statistics:

KOR - Korea		Draws	Takeouts	Total
F	LEE Hyein	10 50 %	3 75 %	13 56 %
M	BEAK Jongchul	10 38 %	7 71 %	17 51 %
Team Total		20 44 %	10 73 %	30 53 %

HUN - Hungary		Draws	Takeouts	Total
F	PALANCSA Dorottya	15 72 %	3 83 %	18 74 %
M	KISS Zsolt	10 88 %	2 63 %	12 83 %
Team Total		25 78 %	5 75 %	30 78 %

### LEGEND

F Female

LSFE (\*) Last stone first end

M Male

X Unplayed/unfinished end due to concession

## Game Results

Sheet	Game	Team	LSFE	1	2	3	4	5	6	7	8	Extra Ends	Total
C	4	ITA - Italy		0	0	1	1	1	1	0	4		8
	3	DEN - Denmark	*	2	1	0	0	0	0	2	0		5

ITA - Italy		Game	All
M	GONIN Alessio	67 %	55 %
F	RICCA Giorgia	50 %	53 %
Team Total		60 %	54 %

DEN - Denmark		Game	All
F	HERTSDAHL Louise	46 %	61 %
M	CHRISTENSEN Flemming	56 %	57 %
Team Total		50 %	59 %

Time remaining: 9 minutes 44 seconds

Last Stone Draw: 88.3 cm

Time remaining: 6 minutes 3 seconds

Last Stone Draw: 19.0 cm

### Detailed Game Statistics:

ITA - Italy		Draws		Takeouts		Total	
M	GONIN Alessio	19	71 %	5	50 %	24	67 %
F	RICCA Giorgia	12	54 %	3	33 %	15	50 %
Team Total		31	65 %	8	44 %	39	60 %

DEN - Denmark		Draws		Takeouts		Total	
F	HERTSDAHL Louise	18	47 %	6	42 %	24	46 %
M	CHRISTENSEN Flemming	11	59 %	5	50 %	16	56 %
Team Total		29	52 %	11	45 %	40	50 %

### LEGEND

F Female

LSFE (\*) Last stone first end

M Male



A Group Session 9 - Sheet D

FRI 25 APR 2014  
Start Time 21:00

Game Results

Sheet	Game	Team	LSFE	1	2	3	4	5	6	7	8	Extra Ends	Total
D	4	WAL - Wales		3	0	1	2	0	2	0	1		9
	3	ENG - England	*	0	3	0	0	1	0	3	0		7

WAL - Wales		Game	All
F	WATSON Dawn	53%	49%
M	MEIKLE Adrian	46%	62%
Team Total		49%	56%

ENG - England		Game	All
F	WARD Angharad	46%	53%
M	ZACHARY Bryan	39%	38%
Team Total		43%	47%

Time remaining: 5 minutes 36 seconds

Last Stone Draw: 185.4 cm (out)

Time remaining: 3 minutes 8 seconds

Last Stone Draw: 151.2 cm

Detailed Game Statistics:

WAL - Wales		Draws	Takeouts	Total
F	WATSON Dawn	13 46%	4 75%	17 53%
M	MEIKLE Adrian	15 38%	8 59%	23 46%
Team Total		28 42%	12 65%	40 49%

ENG - England		Draws	Takeouts	Total
F	WARD Angharad	18 53%	6 25%	24 46%
M	ZACHARY Bryan	13 46%	3 8%	16 39%
Team Total		31 50%	9 19%	40 43%

LEGEND

F Female

LSFE (\*) Last stone first end

M Male

## Game Results

Sheet	Game	Team	LSFE	1	2	3	4	5	6	7	8	Extra Ends	Total
E	3	AUS - Australia		0	1	1	0	1	0	1	2		6
	3	JPN - Japan	*	2	0	0	2	0	1	0	0		5

AUS - Australia		Game	All
F	WEEDEN Laurie	67 %	61 %
M	PALANGIO Ian	71 %	69 %
Team Total		69 %	66 %

JPN - Japan		Game	All
F	SATOH Mitsuki	70 %	63 %
M	MOCHIDA Yasuo	57 %	57 %
Team Total		63 %	59 %

Time remaining: 0 minutes 31 seconds

Last Stone Draw: 88.6 cm

Time remaining: 1 minute 59 seconds

Last Stone Draw: 0.0 cm

### Detailed Game Statistics:

AUS - Australia		Draws	Takeouts	Total
F	WEEDEN Laurie	14 68 %	1 50 %	15 67 %
M	PALANGIO Ian	20 70 %	4 75 %	24 71 %
Team Total		34 69 %	5 70 %	39 69 %

JPN - Japan		Draws	Takeouts	Total
F	SATOH Mitsuki	16 70 %	0 - %	16 70 %
M	MOCHIDA Yasuo	23 55 %	1 100 %	24 57 %
Team Total		39 62 %	1 100 %	40 63 %

### LEGEND

F Female

LSFE (\*) Last stone first end

M Male

### Session Results and Standings

Sheet	Game	Team	LSFE	1	2	3	4	5	6	7	8	Extra Ends	Total
A	2	BRA - Brazil		0	0	0	0	1	0	X	X		1
	3	SCO - Scotland	*	3	2	4	1	0	4	X	X		14
B	3	KAZ - Kazakhstan	*	2	0	2	1	0	1	1	0	0	7
	2	FIN - Finland		0	2	0	0	2	0	0	3	1	8
C	2	GER - Germany		0	0	2	0	4	0	1	X		7
	2	ESP - Spain	*	1	3	0	4	0	2	0	X		10
D	3	LAT - Latvia	*	4	0	1	0	0	3	0	3		11
	3	SLO - Slovenia		0	2	0	2	1	0	1	0		6
E	3	EST - Estonia		0	0	0	0	0	1	0	1		2
	3	SWE - Sweden	*	1	1	1	1	1	0	1	0		6

### Standings after Session 8

#### A Group

Rank	Team	Games	Wins	Losses
1	HUN - Hungary	3	3	0
1	RUS - Russia	3	3	0
3	KOR - Korea	3	2	1
3	WAL - Wales	3	2	1
5	AUT - Austria	2	1	1
6	BLR - Belarus	3	1	2
7	DEN - Denmark	2	0	2
7	ENG - England	2	0	2
9	ITA - Italy	3	0	3

#### B Group

Rank	Team	Games	Wins	Losses
1	SCO - Scotland	3	3	0
1	SWE - Sweden	3	3	0
3	FIN - Finland	2	2	0
4	CAN - Canada	2	1	1
5	EST - Estonia	3	1	2
5	KAZ - Kazakhstan	3	1	2
5	LAT - Latvia	3	1	2
8	BRA - Brazil	2	0	2
9	SLO - Slovenia	3	0	3

#### C Group

Rank	Team	Games	Wins	Losses
1	CZE - Czech Republic	2	2	0
1	JPN - Japan	2	2	0
3	AUS - Australia	2	1	1
3	NED - Netherlands	2	1	1
3	POL - Poland	2	1	1
3	SUI - Switzerland	2	1	1
7	ROU - Romania	2	0	2
7	SVK - Slovakia	2	0	2

#### D Group

Rank	Team	Games	Wins	Losses
1	CHN - China	2	2	0
1	FRA - France	2	2	0
1	NOR - Norway	2	2	0
4	ESP - Spain	2	1	1
4	USA - United States of America	2	1	1
6	GER - Germany	2	0	2
6	IRL - Ireland	2	0	2
6	NZL - New Zealand	2	0	2

#### LEGEND

LSFE (\*) Last stone first end

X Unplayed/unfinished end due to concession

B Group Session 8 - Sheet A

FRI 25 APR 2014  
Start Time 17:45

Game Results

Sheet	Game	Team	LSFE	1	2	3	4	5	6	7	8	Extra Ends	Total
A	2	BRA - Brazil		0	0	0	0	1	0	X	X		1
	3	SCO - Scotland	*	3	2	4	1	0	4	X	X		14

BRA - Brazil		Game	All
F	LIMA Aline	52 %	40 %
M	MELLO Marcelo	63 %	46 %
Team Total		58 %	43 %

SCO - Scotland		Game	All
F	AITKEN Gina	84 %	79 %
M	MOUAT Bruce	87 %	75 %
Team Total		85 %	77 %

Time remaining: 11 minutes 55 seconds

Last Stone Draw: 185.4 cm (out)

Time remaining: 12 minutes 26 seconds

Last Stone Draw: 133.5 cm

Detailed Game Statistics:

BRA - Brazil		Draws		Takeouts		Total	
F	LIMA Aline	10	50 %	3	58 %	13	52 %
M	MELLO Marcelo	15	67 %	1	0 %	16	63 %
Team Total		25	60 %	4	44 %	29	58 %

SCO - Scotland		Draws		Takeouts		Total	
F	AITKEN Gina	12	90 %	5	70 %	17	84 %
M	MOUAT Bruce	11	89 %	2	75 %	13	87 %
Team Total		23	89 %	7	71 %	30	85 %

LEGEND

F Female

LSFE (\*) Last stone first end

M Male

X Unplayed/unfinished end due to concession

B Group Session 8 - Sheet B

FRI 25 APR 2014  
Start Time 17:45

Game Results

Sheet	Game	Team	LSFE	1	2	3	4	5	6	7	8	Extra Ends	Total
B	3	KAZ - Kazakhstan	*	2	0	2	1	0	1	1	0	0	7
	2	FIN - Finland		0	2	0	0	2	0	0	3	1	8

KAZ - Kazakhstan		Game	All
F	TEN Olga	44 %	56 %
M	ORLOV Aleksandr	58 %	64 %
Team Total		53 %	61 %

FIN - Finland		Game	All
F	JUHASZ Eszter	59 %	54 %
M	UUSIPAAVALNIEMI Markku	43 %	50 %
Team Total		53 %	52 %

Time remaining: 1 minute 43 seconds  
 Time remaining: 0 minutes 12 seconds (after extra end)  
 Last Stone Draw: 23.5 cm

Time remaining: 0 minutes 40 seconds  
 Time remaining: 3 minutes 1 second (after extra end)  
 Last Stone Draw: 45.3 cm

Detailed Game Statistics:

KAZ - Kazakhstan		Draws		Takeouts		Total	
F	TEN Olga	16	50 %	2	0 %	18	44 %
M	ORLOV Aleksandr	17	54 %	10	65 %	27	58 %
Team Total		33	52 %	12	54 %	45	53 %

FIN - Finland		Draws		Takeouts		Total	
F	JUHASZ Eszter	20	70 %	7	29 %	27	59 %
M	UUSIPAAVALNIEMI Markku	11	39 %	7	50 %	18	43 %
Team Total		31	59 %	14	39 %	45	53 %

<b>LEGEND</b>			
F	Female	LSFE (*)	Last stone first end
M	Male		

D Group Session 8 - Sheet C

FRI 25 APR 2014  
Start Time 17:45

Game Results

Sheet	Game	Team	LSFE	1	2	3	4	5	6	7	8	Extra Ends	Total
C	2	GER - Germany		0	0	2	0	4	0	1	X		7
	2	ESP - Spain	*	1	3	0	4	0	2	0	X		10

GER - Germany		Game	All
F	FISCHER Andrea	33 %	29 %
M	KNOHL Stefan	48 %	52 %
Team Total		42 %	43 %

ESP - Spain		Game	All
F	GARCIA Irantzu	65 %	58 %
M	VEZ Sergio	74 %	60 %
Team Total		71 %	59 %

Time remaining: 3 minutes 47 seconds

Last Stone Draw: 185.4 cm (out)

Time remaining: 7 minutes 43 seconds

Last Stone Draw: 19.3 cm

Detailed Game Statistics:

GER - Germany		Draws	Takeouts	Total
F	FISCHER Andrea	14 29 %	1 100 %	15 33 %
M	KNOHL Stefan	17 57 %	7 25 %	24 48 %
Team Total		31 44 %	8 34 %	39 42 %

ESP - Spain		Draws	Takeouts	Total
F	GARCIA Irantzu	14 64 %	1 75 %	15 65 %
M	VEZ Sergio	16 73 %	8 75 %	24 74 %
Team Total		30 69 %	9 75 %	39 71 %

LEGEND

F Female

LSFE (\*) Last stone first end

M Male

X Unplayed/unfinished end due to concession

## Game Results

Sheet	Game	Team	LSFE	1	2	3	4	5	6	7	8	Extra Ends	Total
D	3	LAT - Latvia	*	4	0	1	0	0	3	0	3		11
	3	SLO - Slovenia		0	2	0	2	1	0	1	0		6

LAT - Latvia		Game	All
F	REGZA Dace	56 %	58 %
M	REGZA Ansis	52 %	48 %
Team Total		54 %	54 %

SLO - Slovenia		Game	All
F	JURINCIC Valentina	35 %	46 %
M	CULIC Jure	51 %	60 %
Team Total		44 %	54 %

Time remaining: 5 minutes 1 second

Last Stone Draw: 36.1 cm

Time remaining: 3 minutes 50 seconds

Last Stone Draw: 45.3 cm

### Detailed Game Statistics:

LAT - Latvia		Draws	Takeouts	Total
F	REGZA Dace	14 48 %	11 66 %	25 56 %
M	REGZA Ansis	10 48 %	4 63 %	14 52 %
Team Total		24 48 %	15 65 %	39 54 %

SLO - Slovenia		Draws	Takeouts	Total
F	JURINCIC Valentina	11 34 %	7 36 %	18 35 %
M	CULIC Jure	19 47 %	3 75 %	22 51 %
Team Total		30 43 %	10 48 %	40 44 %

### LEGEND

F Female

LSFE (\*) Last stone first end

M Male

## Game Results

Sheet	Game	Team	LSFE	1	2	3	4	5	6	7	8	Extra Ends	Total
E	3	EST - Estonia		0	0	0	0	0	1	0	1		2
	3	SWE - Sweden	*	1	1	1	1	1	0	1	0		6

EST - Estonia		Game	All
F	MOELDER Maile	52 %	49 %
M	LILL Erkki	63 %	56 %
Team Total		58 %	53 %

SWE - Sweden		Game	All
F	JOHANSSON Camilla	79 %	72 %
M	NOREEN Per	86 %	77 %
Team Total		82 %	74 %

Time remaining: 2 minutes 45 seconds

Last Stone Draw: 51.2 cm

Time remaining: 2 minutes 39 seconds

Last Stone Draw: 25.9 cm

### Detailed Game Statistics:

EST - Estonia		Draws		Takeouts		Total	
F	MOELDER Maile	11	55 %	4	44 %	15	52 %
M	LILL Erkki	14	64 %	10	60 %	24	63 %
Team Total		25	60 %	14	55 %	39	58 %

SWE - Sweden		Draws		Takeouts		Total	
F	JOHANSSON Camilla	19	87 %	5	50 %	24	79 %
M	NOREEN Per	16	86 %	0	- %	16	86 %
Team Total		35	86 %	5	50 %	40	82 %

### LEGEND

F Female

LSFE (\*) Last stone first end

M Male



### Session Results and Standings

Sheet	Game	Team	LSFE	1	2	3	4	5	6	7	8	Extra Ends	Total
A	2	IRL - Ireland		0	3	1	0	1	1	0	2	0	8
	2	FRA - France	*	3	0	0	3	0	0	2	0	1	9
B	2	NZL - New Zealand		0	0	3	1	0	2	1	X		7
	2	CHN - China	*	3	2	0	0	4	0	0	X		9
C	2	NOR - Norway		0	3	1	0	2	2	0	X		8
	2	USA - United States of America	*	1	0	0	1	0	0	2	X		4
D	2	CZE - Czech Republic	*	2	0	2	0	1	1	0	1		7
	2	SVK - Slovakia		0	2	0	3	0	0	1	0		6
E	2	NED - Netherlands		1	0	0	0	5	0	2	0		8
	2	SUI - Switzerland	*	0	1	1	1	0	1	0	1		5

### Standings after Session 7

#### A Group

Rank	Team	Games	Wins	Losses
1	HUN - Hungary	3	3	0
1	RUS - Russia	3	3	0
3	KOR - Korea	3	2	1
3	WAL - Wales	3	2	1
5	AUT - Austria	2	1	1
6	BLR - Belarus	3	1	2
7	DEN - Denmark	2	0	2
7	ENG - England	2	0	2
9	ITA - Italy	3	0	3

#### B Group

Rank	Team	Games	Wins	Losses
1	SCO - Scotland	2	2	0
1	SWE - Sweden	2	2	0
3	FIN - Finland	1	1	0
4	CAN - Canada	2	1	1
4	EST - Estonia	2	1	1
4	KAZ - Kazakhstan	2	1	1
7	BRA - Brazil	1	0	1
8	LAT - Latvia	2	0	2
8	SLO - Slovenia	2	0	2

#### C Group

Rank	Team	Games	Wins	Losses
1	CZE - Czech Republic	2	2	0
1	JPN - Japan	2	2	0
3	AUS - Australia	2	1	1
3	NED - Netherlands	2	1	1
3	POL - Poland	2	1	1
3	SUI - Switzerland	2	1	1
7	ROU - Romania	2	0	2
7	SVK - Slovakia	2	0	2

#### D Group

Rank	Team	Games	Wins	Losses
1	CHN - China	2	2	0
1	FRA - France	2	2	0
1	NOR - Norway	2	2	0
4	USA - United States of America	2	1	1
5	ESP - Spain	1	0	1
5	GER - Germany	1	0	1
7	IRL - Ireland	2	0	2
7	NZL - New Zealand	2	0	2

#### LEGEND

LSFE (\*) Last stone first end                      X    Unplayed/unfinished end due to concession

D Group Session 7 - Sheet A

FRI 25 APR 2014  
Start Time 14:30

Game Results

Sheet	Game	Team	LSFE	1	2	3	4	5	6	7	8	Extra Ends	Total
A	2	IRL - Ireland		0	3	1	0	1	1	0	2	0	8
	2	FRA - France	*	3	0	0	3	0	0	2	0	1	9

IRL - Ireland		Game	All
F	KERR Louise	50%	47%
M	FUREY John	31%	43%
Team Total		40%	45%

FRA - France		Game	All
F	CHARLET Delphine	55%	55%
M	ANGIBOUST Tony	63%	67%
Team Total		58%	60%

Time remaining: 2 minutes 56 seconds  
 Time remaining: 2 minutes 23 seconds (after extra end)  
 Last Stone Draw: 37.2 cm

Time remaining: 0 minutes 59 seconds  
 Time remaining: 3 minutes 34 seconds (after extra end)  
 Last Stone Draw: 0.0 cm

Detailed Game Statistics:

IRL - Ireland		Draws		Takeouts		Total	
F	KERR Louise	18	51%	3	42%	21	50%
M	FUREY John	20	30%	4	38%	24	31%
Team Total		38	40%	7	39%	45	40%

FRA - France		Draws		Takeouts		Total	
F	CHARLET Delphine	25	57%	2	25%	27	55%
M	ANGIBOUST Tony	13	75%	4	25%	17	63%
Team Total		38	63%	6	25%	44	58%

LEGEND			
F	Female	LSFE (*)	Last stone first end
M	Male		

D Group Session 7 - Sheet B

FRI 25 APR 2014  
Start Time 14:30

Game Results

Sheet	Game	Team	LSFE	1	2	3	4	5	6	7	8	Extra Ends	Total
B	2	NZL - New Zealand		0	0	3	1	0	2	1	X		7
	2	CHN - China	*	3	2	0	0	4	0	0	X		9

NZL - New Zealand		Game	All
F	TAYLOR Waverley	53%	40%
M	THOMSON Kenny	67%	67%
Team Total		61%	56%

CHN - China		Game	All
F	LIU Si Jia	61%	63%
M	GUO Wen Li	68%	76%
Team Total		64%	69%

Time remaining: 2 minutes 27 seconds

Last Stone Draw: 166.8 cm

Time remaining: 6 minutes 0 seconds

Last Stone Draw: 15.0 cm

Detailed Game Statistics:

NZL - New Zealand		Draws		Takeouts		Total	
F	TAYLOR Waverley	11	64%	5	30%	16	53%
M	THOMSON Kenny	21	68%	3	58%	24	67%
Team Total		32	66%	8	41%	40	61%

CHN - China		Draws		Takeouts		Total	
F	LIU Si Jia	19	68%	3	17%	22	61%
M	GUO Wen Li	11	73%	6	58%	17	68%
Team Total		30	70%	9	44%	39	64%

LEGEND

F Female

LSFE (\*) Last stone first end

M Male

X Unplayed/unfinished end due to concession

D Group Session 7 - Sheet C

FRI 25 APR 2014  
Start Time 14:30

Game Results

Sheet	Game	Team	LSFE	1	2	3	4	5	6	7	8	Extra Ends	Total
C	3	NOR - Norway		0	3	1	0	2	2	0	X		8
	3	USA - United States of America	*	1	0	0	1	0	0	2	X		4

NOR - Norway		Game	All
F	SKASLIEN Kristin Moen	75 %	59 %
M	NEDREGOTTEN Magnus	77 %	70 %
Team Total		76 %	66 %

USA - United States of America		Game	All
F	MEECHAI Joyance	47 %	56 %
M	GEBAUER Steve	69 %	74 %
Team Total		60 %	67 %

Time remaining: 6 minutes 18 seconds

Last Stone Draw: 57.2 cm

Time remaining: 3 minutes 29 seconds

Last Stone Draw: 5.7 cm

Detailed Game Statistics:

NOR - Norway		Draws		Takeouts		Total	
F	SKASLIEN Kristin Moen	10	75 %	5	75 %	15	75 %
M	NEDREGOTTEN Magnus	12	75 %	12	79 %	24	77 %
Team Total		22	75 %	17	78 %	39	76 %

USA - United States of America		Draws		Takeouts		Total	
F	MEECHAI Joyance	8	63 %	7	29 %	15	47 %
M	GEBAUER Steve	19	71 %	5	60 %	24	69 %
Team Total		27	69 %	12	42 %	39	60 %

LEGEND

F Female

LSFE (\*) Last stone first end

M Male

X Unplayed/unfinished end due to concession

## Game Results

Sheet	Game	Team	LSFE	1	2	3	4	5	6	7	8	Extra Ends	Total
D	2	CZE - Czech Republic	*	2	0	2	0	1	1	0	1		7
	2	SVK - Slovakia		0	2	0	3	0	0	1	0		6

CZE - Czech Republic		Game	All
F	HAJKOVA Zuzana	63 %	73 %
M	PAUL Tomas	63 %	76 %
Team Total		63 %	75 %

SVK - Slovakia		Game	All
F	KVARDOVA Veronika	47 %	40 %
M	DERZSI Ladislav	58 %	58 %
Team Total		54 %	51 %

Time remaining: 0 minutes 59 seconds

Last Stone Draw: 47.2 cm

Time remaining: 0 minutes 59 seconds

Last Stone Draw: 149.7 cm

### Detailed Game Statistics:

CZE - Czech Republic		Draws	Takeouts	Total
F	HAJKOVA Zuzana	13 56 %	3 92 %	16 63 %
M	PAUL Tomas	15 75 %	9 42 %	24 63 %
Team Total		28 66 %	12 54 %	40 63 %

SVK - Slovakia		Draws	Takeouts	Total
F	KVARDOVA Veronika	15 47 %	1 50 %	16 47 %
M	DERZSI Ladislav	16 56 %	8 63 %	24 58 %
Team Total		31 52 %	9 61 %	40 54 %

### LEGEND

F Female

LSFE (\*) Last stone first end

M Male

## Game Results

Sheet	Game	Team	LSFE	1	2	3	4	5	6	7	8	Extra Ends	Total
E	2	NED - Netherlands		1	0	0	0	5	0	2	0		8
	2	SUI - Switzerland	*	0	1	1	1	0	1	0	1		5

NED - Netherlands		Game	All
F	NEELEMAN Marianne	61%	55%
M	WIEBE Ezra	75%	74%
Team Total		69%	66%

SUI - Switzerland		Game	All
F	GRIBI Michelle	73%	63%
M	GRIBI Reto	67%	69%
Team Total		69%	67%

Time remaining: 2 minutes 8 seconds

Last Stone Draw: 14.4 cm

Time remaining: 0 minutes 0 seconds

Last Stone Draw: 0.0 cm

### Detailed Game Statistics:

NED - Netherlands		Draws	Takeouts	Total
F	NEELEMAN Marianne	16 61%	0 -%	16 61%
M	WIEBE Ezra	22 75%	2 75%	24 75%
Team Total		38 69%	2 75%	40 69%

SUI - Switzerland		Draws	Takeouts	Total
F	GRIBI Michelle	13 83%	3 33%	16 73%
M	GRIBI Reto	20 73%	4 38%	24 67%
Team Total		33 77%	7 36%	40 69%

### LEGEND

F Female

LSFE (\*) Last stone first end

M Male

### Session Results and Standings

Sheet	Game	Team	LSFE	1	2	3	4	5	6	7	8	Extra Ends	Total
A	3	WAL - Wales	*	0	1	0	0	0	0	0	X		1
	3	RUS - Russia		3	0	5	2	1	2	1	X		14
B	2	ENG - England	*	1	0	2	2	0	0	3	0		8
	3	BLR - Belarus		0	2	0	0	3	2	0	2		9
C	3	KOR - Korea	*	0	1	0	3	0	1	0	1		6
	2	AUT - Austria		1	0	2	0	1	0	3	0		7
D	2	AUS - Australia	*	3	0	3	1	0	2	0	X		9
	2	POL - Poland		0	1	0	0	1	0	3	X		5
E	3	HUN - Hungary	*	4	1	1	2	0	2	X	X		10
	3	ITA - Italy		0	0	0	0	1	0	X	X		1

### Standings after Session 6

#### A Group

Rank	Team	Games	Wins	Losses
1	HUN - Hungary	3	3	0
1	RUS - Russia	3	3	0
3	KOR - Korea	3	2	1
3	WAL - Wales	3	2	1
5	AUT - Austria	2	1	1
6	BLR - Belarus	3	1	2
7	DEN - Denmark	2	0	2
7	ENG - England	2	0	2
9	ITA - Italy	3	0	3

#### B Group

Rank	Team	Games	Wins	Losses
1	SCO - Scotland	2	2	0
1	SWE - Sweden	2	2	0
3	FIN - Finland	1	1	0
4	CAN - Canada	2	1	1
4	EST - Estonia	2	1	1
4	KAZ - Kazakhstan	2	1	1
7	BRA - Brazil	1	0	1
8	LAT - Latvia	2	0	2
8	SLO - Slovenia	2	0	2

#### C Group

Rank	Team	Games	Wins	Losses
1	JPN - Japan	2	2	0
2	CZE - Czech Republic	1	1	0
2	SUI - Switzerland	1	1	0
4	AUS - Australia	2	1	1
4	POL - Poland	2	1	1
6	NED - Netherlands	1	0	1
6	SVK - Slovakia	1	0	1
8	ROU - Romania	2	0	2

#### D Group

Rank	Team	Games	Wins	Losses
1	CHN - China	1	1	0
1	FRA - France	1	1	0
1	NOR - Norway	1	1	0
1	USA - United States of America	1	1	0
5	ESP - Spain	1	0	1
5	GER - Germany	1	0	1
5	IRL - Ireland	1	0	1
5	NZL - New Zealand	1	0	1

#### LEGEND

LSFE (\*) Last stone first end                      X    Unplayed/unfinished end due to concession

A Group Session 6 - Sheet A

FRI 25 APR 2014  
Start Time 11:15

Game Results

Sheet	Game	Team	LSFE	1	2	3	4	5	6	7	8	Extra Ends	Total
A	3	WAL - Wales	*	0	1	0	0	0	0	0	0		1
	3	RUS - Russia		3	0	5	2	1	2	1	0		14

WAL - Wales		Game	All
F	WATSON Dawn	25 %	48 %
M	MEIKLE Adrian	50 %	67 %
Team Total		39 %	59 %

RUS - Russia		Game	All
F	MOISEEVA Viktoriia	89 %	69 %
M	KRUSHELNITSKIY Aleksandr	92 %	78 %
Team Total		91 %	75 %

Time remaining: 0 minutes 0 seconds

Last Stone Draw: 0.0 cm

Time remaining: 0 minutes 0 seconds

Last Stone Draw: 110.5 cm

Detailed Game Statistics:

WAL - Wales		Draws	Takeouts	Total
F	WATSON Dawn	13 23%	3 33%	16 25%
M	MEIKLE Adrian	15 53%	4 38%	19 50%
Team Total		28 39%	7 36%	35 39%

RUS - Russia		Draws	Takeouts	Total
F	MOISEEVA Viktoriia	12 88%	2 100%	14 89%
M	KRUSHELNITSKIY Aleksandr	18 93%	3 83%	21 92%
Team Total		30 91%	5 90%	35 91%

<b>LEGEND</b>			
F Female	LSFE (*) Last stone first end	M Male	



A Group Session 6 - Sheet B

FRI 25 APR 2014  
Start Time 11:15

Game Results

Sheet	Game	Team	LSFE	1	2	3	4	5	6	7	8	Extra Ends	Total
B	2	ENG - England	*	1	0	2	2	0	0	3	0		8
	3	BLR - Belarus		0	2	0	0	3	2	0	2		9

ENG - England		Game	All
F	WARD Angharad	58 %	56 %
M	ZACHARY Bryan	17 %	38 %
Team Total		42 %	49 %

BLR - Belarus		Game	All
F	KIRILLOVA Ekaterina	57 %	42 %
M	KIRILLOV Dmitry	69 %	60 %
Team Total		64 %	53 %

Time remaining: 2 minutes 48 seconds

Last Stone Draw: 32.6 cm

Time remaining: 5 minutes 18 seconds

Last Stone Draw: 116.0 cm

Detailed Game Statistics:

ENG - England		Draws		Takeouts		Total	
F	WARD Angharad	18	54 %	6	71 %	24	58 %
M	ZACHARY Bryan	11	16 %	5	20 %	16	17 %
Team Total		29	40 %	11	48 %	40	42 %

BLR - Belarus		Draws		Takeouts		Total	
F	KIRILLOVA Ekaterina	14	54 %	1	100 %	15	57 %
M	KIRILLOV Dmitry	20	65 %	4	88 %	24	69 %
Team Total		34	60 %	5	90 %	39	64 %

LEGEND

F Female

LSFE (\*) Last stone first end

M Male

A Group Session 6 - Sheet C

FRI 25 APR 2014  
Start Time 11:15

Game Results

Sheet	Game	Team	LSFE	1	2	3	4	5	6	7	8	Extra Ends	Total
C	3	KOR - Korea	*	0	1	0	3	0	1	0	1		6
	2	AUT - Austria		1	0	2	0	1	0	3	0		7

KOR - Korea		Game	All
F	LEE Hyein	47%	49%
M	BEAK Jongchul	46%	57%
Team Total		46%	54%

AUT - Austria		Game	All
F	FISCHER Claudia	39%	48%
M	ROTH Christian	40%	58%
Team Total		39%	54%

Time remaining: 2 minutes 43 seconds

Last Stone Draw: 12.6 cm

Time remaining: 1 minute 58 seconds

Last Stone Draw: 97.4 cm

Detailed Game Statistics:

KOR - Korea		Draws	Takeouts	Total
F	LEE Hyein	13 42%	3 67%	16 47%
M	BEAK Jongchul	18 47%	6 42%	24 46%
Team Total		31 45%	9 50%	40 46%

AUT - Austria		Draws	Takeouts	Total
F	FISCHER Claudia	14 34%	2 75%	16 39%
M	ROTH Christian	17 37%	7 46%	24 40%
Team Total		31 35%	9 53%	40 39%

<b>LEGEND</b>			
F Female	LSFE (*) Last stone first end	M Male	

## Game Results

Sheet	Game	Team	LSFE	1	2	3	4	5	6	7	8	Extra Ends	Total
D	2	AUS - Australia	*	3	0	3	1	0	2	0	X		9
	2	POL - Poland		0	1	0	0	1	0	3	X		5

AUS - Australia		Game	All
F	WEEDEN Laurie	68 %	59 %
M	PALANGIO Ian	79 %	69 %
Team Total		75 %	65 %

POL - Poland		Game	All
F	WALCZAK Adela	52 %	60 %
M	PIWOROWICZ Lukasz	57 %	56 %
Team Total		55 %	58 %

Time remaining: 6 minutes 16 seconds

Last Stone Draw: 179.0 cm

Time remaining: 3 minutes 57 seconds

Last Stone Draw: 185.4 cm (out)

### Detailed Game Statistics:

AUS - Australia		Draws	Takeouts	Total
F	WEEDEN Laurie	15 68%	0 -%	15 68%
M	PALANGIO Ian	19 75%	5 95%	24 79%
Team Total		34 72%	5 95%	39 75%

POL - Poland		Draws	Takeouts	Total
F	WALCZAK Adela	12 60%	2 0%	14 52%
M	PIWOROWICZ Lukasz	17 50%	7 75%	24 57%
Team Total		29 54%	9 58%	38 55%

### LEGEND

F Female

LSFE (\*) Last stone first end

M Male

X Unplayed/unfinished end due to concession

A Group Session 6 - Sheet E

FRI 25 APR 2014  
Start Time 11:15

Game Results

Sheet	Game	Team	LSFE	1	2	3	4	5	6	7	8	Extra Ends	Total
E	3	HUN - Hungary	*	4	1	1	2	0	2	X	X		10
	3	ITA - Italy		0	0	0	0	1	0	X	X		1

HUN - Hungary		Game	All
F	PALANCSA Dorottya	75 %	63 %
M	KISS Zsolt	94 %	74 %
Team Total		83 %	68 %

ITA - Italy		Game	All
F	RICCA Giorgia	46 %	54 %
M	GONIN Alessio	75 %	51 %
Team Total		63 %	52 %

Time remaining: 18 minutes 24 seconds

Last Stone Draw: 6.4 cm

Time remaining: 14 minutes 14 seconds

Last Stone Draw: 126.8 cm

Detailed Game Statistics:

HUN - Hungary		Draws	Takeouts	Total
F	PALANCSA Dorottya	11 66%	7 89%	18 75%
M	KISS Zsolt	10 98%	2 75%	12 94%
Team Total		21 81%	9 86%	30 83%

ITA - Italy		Draws	Takeouts	Total
F	RICCA Giorgia	10 55%	2 0%	12 46%
M	GONIN Alessio	11 77%	7 71%	18 75%
Team Total		21 67%	9 56%	30 63%

LEGEND

F Female

LSFE (\*) Last stone first end

M Male

X Unplayed/unfinished end due to concession

### Session Results and Standings

Sheet	Game	Team	LSFE	1	2	3	4	5	6	7	8	Extra Ends	Total
A	2	LAT - Latvia	*	1	0	2	0	0	2	X	X		5
	2	CAN - Canada		0	6	0	3	1	0	X	X		10
B	2	SLO - Slovenia	*	0	1	3	1	0	1	0	0		6
	2	EST - Estonia		1	0	0	0	3	0	2	1		7
C	2	JPN - Japan	*	2	3	2	2	1	0	0	X		10
	2	ROU - Romania		0	0	0	0	0	4	2	X		6
D	2	SWE - Sweden	*	4	1	1	3	0	2	2	X		13
	1	BRA - Brazil		0	0	0	0	1	0	0	X		1
E	2	KAZ - Kazakhstan		0	0	0	1	0	2	0	1		4
	2	SCO - Scotland	*	1	1	1	0	2	0	1	0		6

### Standings after Session 5

#### A Group

Rank	Team	Games	Wins	Losses
1	HUN - Hungary	2	2	0
1	KOR - Korea	2	2	0
1	RUS - Russia	2	2	0
1	WAL - Wales	2	2	0
5	AUT - Austria	1	0	1
5	ENG - England	1	0	1
7	BLR - Belarus	2	0	2
7	DEN - Denmark	2	0	2
7	ITA - Italy	2	0	2

#### B Group

Rank	Team	Games	Wins	Losses
1	SCO - Scotland	2	2	0
1	SWE - Sweden	2	2	0
3	FIN - Finland	1	1	0
4	CAN - Canada	2	1	1
4	EST - Estonia	2	1	1
4	KAZ - Kazakhstan	2	1	1
7	BRA - Brazil	1	0	1
8	LAT - Latvia	2	0	2
8	SLO - Slovenia	2	0	2

#### C Group

Rank	Team	Games	Wins	Losses
1	JPN - Japan	2	2	0
2	CZE - Czech Republic	1	1	0
2	POL - Poland	1	1	0
2	SUI - Switzerland	1	1	0
5	AUS - Australia	1	0	1
5	NED - Netherlands	1	0	1
5	SVK - Slovakia	1	0	1
8	ROU - Romania	2	0	2

#### D Group

Rank	Team	Games	Wins	Losses
1	CHN - China	1	1	0
1	FRA - France	1	1	0
1	NOR - Norway	1	1	0
1	USA - United States of America	1	1	0
5	ESP - Spain	1	0	1
5	GER - Germany	1	0	1
5	IRL - Ireland	1	0	1
5	NZL - New Zealand	1	0	1

#### LEGEND

LSFE (\*) Last stone first end

X Unplayed/unfinished end due to concession

**B Group Session 5 - Sheet A**

FRI 25 APR 2014  
Start Time 8:00

**Game Results**

Sheet	Game	Team	LSFE	1	2	3	4	5	6	7	8	Extra Ends	Total
A	2	LAT - Latvia	*	1	0	2	0	0	2	X	X		5
	2	CAN - Canada		0	6	0	3	1	0	X	X		10

LAT - Latvia		Game	All
F	REGZA Dace	65%	60%
M	REGZA Ansis	57%	47%
Team Total		61%	54%

CAN - Canada		Game	All
F	TUCK Kimberly	75%	67%
M	TUCK Wayne	88%	82%
Team Total		82%	75%

Time remaining: 4 minutes 27 seconds

Last Stone Draw: 12.4 cm

Time remaining: 11 minutes 1 second

Last Stone Draw: 53.6 cm

**Detailed Game Statistics:**

LAT - Latvia		Draws	Takeouts	Total
F	REGZA Dace	14 66%	6 63%	20 65%
M	REGZA Ansis	11 61%	4 44%	15 57%
Team Total		25 64%	10 55%	35 61%

CAN - Canada		Draws	Takeouts	Total
F	TUCK Kimberly	12 73%	4 81%	16 75%
M	TUCK Wayne	14 86%	4 94%	18 88%
Team Total		26 80%	8 88%	34 82%

LEGEND			
F	Female	LSFE (*)	Last stone first end
X	Unplayed/unfinished end due to concession	M	Male

B Group Session 5 - Sheet B

FRI 25 APR 2014  
Start Time 8:00

Game Results

REVISED  
25 APR 22:09

Sheet	Game	Team	LSFE	1	2	3	4	5	6	7	8	Extra Ends	Total
B	2	SLO - Slovenia		0	1	3	1	0	1	0	0		6
	2	EST - Estonia	*	1	0	0	0	3	0	2	1		7

SLO - Slovenia		Game	All
F	JURINCIC Valentina	56 %	53 %
M	CULIC Jure	75 %	64 %
Team Total		68 %	59 %

EST - Estonia		Game	All
F	MOELDER Maile	56 %	48 %
M	LILL Erkki	60 %	52 %
Team Total		59 %	51 %

Time remaining: 1 minute 22 seconds

Last Stone Draw: 179.0 cm

Time remaining: 0 minutes 0 seconds

Last Stone Draw: 74.8 cm

Detailed Game Statistics:

SLO - Slovenia		Draws	Takeouts	Total
F	JURINCIC Valentina	14 57 %	2 50 %	16 56 %
M	CULIC Jure	18 76 %	6 71 %	24 75 %
Team Total		32 68 %	8 66 %	40 68 %

EST - Estonia		Draws	Takeouts	Total
F	MOELDER Maile	12 54 %	4 63 %	16 56 %
M	LILL Erkki	14 64 %	10 55 %	24 60 %
Team Total		26 60 %	14 57 %	40 59 %

LEGEND

F Female

LSFE (\*) Last stone first end

M Male

SLO: LSD revised

## Game Results

Sheet	Game	Team	LSFE	1	2	3	4	5	6	7	8	Extra Ends	Total
C	2	JPN - Japan	*	2	3	2	2	1	0	0	X		10
	2	ROU - Romania		0	0	0	0	0	4	2	X		6

JPN - Japan		Game	All
F	SATOH Mitsuki	62 %	58 %
M	MOCHIDA Yasuo	62 %	57 %
Team Total		62 %	57 %

ROU - Romania		Game	All
F	BUTUCEA Diana	25 %	40 %
M	COLIBAN Allen	69 %	59 %
Team Total		52 %	51 %

Time remaining: 2 minutes 39 seconds

Last Stone Draw: 68.7 cm

Time remaining: 3 minutes 1 second

Last Stone Draw: 185.4 cm (out)

### Detailed Game Statistics:

JPN - Japan		Draws	Takeouts	Total
F	SATOH Mitsuki	13 56 %	2 100 %	15 62 %
M	MOCHIDA Yasuo	15 58 %	8 69 %	23 62 %
Team Total		28 57 %	10 75 %	38 62 %

ROU - Romania		Draws	Takeouts	Total
F	BUTUCEA Diana	14 27 %	1 0 %	15 25 %
M	COLIBAN Allen	13 65 %	11 73 %	24 69 %
Team Total		27 45 %	12 67 %	39 52 %

### LEGEND

F Female

LSFE (\*) Last stone first end

M Male

X Unplayed/unfinished end due to concession



B Group Session 5 - Sheet D

FRI 25 APR 2014  
Start Time 8:00

Game Results

Sheet	Game	Team	LSFE	1	2	3	4	5	6	7	8	Extra Ends	Total
D	2	SWE - Sweden	*	4	1	1	3	0	2	2	X		13
	1	BRA - Brazil		0	0	0	0	1	0	0	X		1

SWE - Sweden		Game	All
F	JOHANSSON Camilla	67 %	67 %
M	NOREEN Per	71 %	72 %
Team Total		69 %	69 %

BRA - Brazil		Game	All
F	LIMA Aline	31 %	31 %
M	MELLO Marcelo	31 %	31 %
Team Total		31 %	31 %

Time remaining: 13 minutes 32 seconds

Last Stone Draw: 0.0 cm

Time remaining: 9 minutes 22 seconds

Last Stone Draw: 185.4 cm (out)

Detailed Game Statistics:

SWE - Sweden		Draws	Takeouts	Total
F	JOHANSSON Camilla	18 68 %	3 58 %	21 67 %
M	NOREEN Per	13 77 %	1 0 %	14 71 %
Team Total		31 72 %	4 44 %	35 69 %

BRA - Brazil		Draws	Takeouts	Total
F	LIMA Aline	13 21 %	4 63 %	17 31 %
M	MELLO Marcelo	13 27 %	5 40 %	18 31 %
Team Total		26 24 %	9 50 %	35 31 %

LEGEND

F Female

LSFE (\*) Last stone first end

M Male

X Unplayed/unfinished end due to concession

B Group Session 5 - Sheet E

FRI 25 APR 2014  
Start Time 8:00

Game Results

Sheet	Game	Team	LSFE	1	2	3	4	5	6	7	8	Extra Ends	Total
E	2	KAZ - Kazakhstan		0	0	0	1	0	2	0	1		4
	2	SCO - Scotland	*	1	1	1	0	2	0	1	0		6

KAZ - Kazakhstan		Game	All
F	TEN Olga	61%	63%
M	ORLOV Aleksandr	69%	67%
Team Total		66%	66%

SCO - Scotland		Game	All
F	AITKEN Gina	77%	77%
M	MOUAT Bruce	73%	70%
Team Total		76%	74%

Time remaining: 0 minutes 10 seconds

Last Stone Draw: 70.7 cm

Time remaining: 1 minute 13 seconds

Last Stone Draw: 7.2 cm

Detailed Game Statistics:

KAZ - Kazakhstan		Draws	Takeouts	Total
F	TEN Olga	11 57%	5 70%	16 61%
M	ORLOV Aleksandr	17 69%	7 68%	24 69%
Team Total		28 64%	12 69%	40 66%

SCO - Scotland		Draws	Takeouts	Total
F	AITKEN Gina	17 81%	6 67%	23 77%
M	MOUAT Bruce	13 75%	3 67%	16 73%
Team Total		30 78%	9 67%	39 76%

LEGEND

F Female

LSFE (\*) Last stone first end

M Male

### Session Results and Standings

Sheet	Game	Team	LSFE	1	2	3	4	5	6	7	8	Extra Ends	Total
A	2	HUN - Hungary	*	0	0	0	4	0	1	2	0		7
	2	DEN - Denmark		1	1	1	0	1	0	0	2		6
B	2	ITA - Italy		1	0	0	2	0	1	0	1		5
	2	WAL - Wales	*	0	1	3	0	2	0	2	0		8
C	1	ENG - England	*	1	0	1	0	2	1	0	1	0	6
	2	RUS - Russia		0	2	0	3	0	0	1	0	1	7
D	2	BLR - Belarus	*	2	1	0	1	0	1	0	0		5
	2	KOR - Korea		0	0	4	0	1	0	1	2		8
E	1	ESP - Spain		0	0	2	1	1	0	2	X		6
	1	NOR - Norway	*	2	1	0	0	0	5	0	X		8

### Standings after Session 4

#### A Group

Rank	Team	Games	Wins	Losses
1	HUN - Hungary	2	2	0
1	KOR - Korea	2	2	0
1	RUS - Russia	2	2	0
1	WAL - Wales	2	2	0
5	AUT - Austria	1	0	1
5	ENG - England	1	0	1
7	BLR - Belarus	2	0	2
7	DEN - Denmark	2	0	2
7	ITA - Italy	2	0	2

#### B Group

Rank	Team	Games	Wins	Losses
1	FIN - Finland	1	1	0
1	KAZ - Kazakhstan	1	1	0
1	SCO - Scotland	1	1	0
1	SWE - Sweden	1	1	0
5	BRA - Brazil	0	0	0
6	CAN - Canada	1	0	1
6	EST - Estonia	1	0	1
6	LAT - Latvia	1	0	1
6	SLO - Slovenia	1	0	1

#### C Group

Rank	Team	Games	Wins	Losses
1	CZE - Czech Republic	1	1	0
1	JPN - Japan	1	1	0
1	POL - Poland	1	1	0
1	SUI - Switzerland	1	1	0
5	AUS - Australia	1	0	1
5	NED - Netherlands	1	0	1
5	ROU - Romania	1	0	1
5	SVK - Slovakia	1	0	1

#### D Group

Rank	Team	Games	Wins	Losses
1	CHN - China	1	1	0
1	FRA - France	1	1	0
1	NOR - Norway	1	1	0
1	USA - United States of America	1	1	0
5	ESP - Spain	1	0	1
5	GER - Germany	1	0	1
5	IRL - Ireland	1	0	1
5	NZL - New Zealand	1	0	1

#### LEGEND

LSFE (\*) Last stone first end

X Unplayed/unfinished end due to concession

A Group Session 4 - Sheet A

THU 24 APR 2014  
Start Time 19:30

Game Results

Sheet	Game	Team	LSFE	1	2	3	4	5	6	7	8	Extra Ends	Total
A	2	HUN - Hungary	*	0	0	0	4	0	1	2	0		7
	2	DEN - Denmark		1	1	1	0	1	0	0	2		6

HUN - Hungary		Game	All
F	PALANCSA Dorottya	55 %	59 %
M	KISS Zsolt	66 %	67 %
Team Total		59 %	62 %

DEN - Denmark		Game	All
F	HERTSDAHL Louise	67 %	70 %
M	CHRISTENSEN Flemming	53 %	57 %
Team Total		61 %	63 %

Time remaining: 4 minutes 35 seconds

Last Stone Draw: 6.0 cm

Time remaining: 4 minutes 41 seconds

Last Stone Draw: 10.2 cm

Detailed Game Statistics:

HUN - Hungary		Draws		Takeouts		Total	
F	PALANCSA Dorottya	18	56 %	6	54 %	24	55 %
M	KISS Zsolt	12	79 %	4	25 %	16	66 %
Team Total		30	65 %	10	43 %	40	59 %

DEN - Denmark		Draws		Takeouts		Total	
F	HERTSDAHL Louise	21	71 %	3	33 %	24	67 %
M	CHRISTENSEN Flemming	15	53 %	1	50 %	16	53 %
Team Total		36	64 %	4	38 %	40	61 %

LEGEND

F Female

LSFE (\*) Last stone first end

M Male

## Game Results

Sheet	Game	Team	LSFE	1	2	3	4	5	6	7	8	Extra Ends	Total
B	2	ITA - Italy		1	0	0	2	0	1	0	1		5
	2	WAL - Wales	*	0	1	3	0	2	0	2	0		8

ITA - Italy		Game	All
F	RICCA Giorgia	65 %	57 %
M	GONIN Alessio	45 %	41 %
Team Total		53 %	47 %

WAL - Wales		Game	All
F	WATSON Dawn	57 %	58 %
M	MEIKLE Adrian	61 %	74 %
Team Total		59 %	68 %

Time remaining: 3 minutes 1 second

Last Stone Draw: 123.9 cm

Time remaining: 5 minutes 45 seconds

Last Stone Draw: 18.9 cm

### Detailed Game Statistics:

ITA - Italy		Draws	Takeouts	Total
F	RICCA Giorgia	14 63 %	1 100 %	15 65 %
M	GONIN Alessio	19 45 %	5 45 %	24 45 %
Team Total		33 52 %	6 54 %	39 53 %

WAL - Wales		Draws	Takeouts	Total
F	WATSON Dawn	14 54 %	4 69 %	18 57 %
M	MEIKLE Adrian	15 60 %	7 64 %	22 61 %
Team Total		29 57 %	11 66 %	40 59 %

### LEGEND

F Female

LSFE (\*) Last stone first end

M Male

## Game Results

Sheet	Game	Team	LSFE	1	2	3	4	5	6	7	8	Extra Ends	Total
C	1	ENG - England	*	1	0	1	0	2	1	0	1	0	6
	2	RUS - Russia		0	2	0	3	0	0	1	0	1	7

ENG - England		Game	All
F	WARD Angharad	54 %	54 %
M	ZACHARY Bryan	56 %	56 %
Team Total		54 %	54 %

RUS - Russia		Game	All
F	MOISEEVA Viktoriia	57 %	61 %
M	KRUSHELNITSKIY Aleksandr	69 %	73 %
Team Total		64 %	69 %

Time remaining: 2 minutes 34 seconds  
 Time remaining: 1 minute 34 seconds (after extra end)  
 Last Stone Draw: 36.2 cm

Time remaining: 2 minutes 17 seconds  
 Time remaining: 1 minute 21 seconds (after extra end)  
 Last Stone Draw: 88.9 cm

### Detailed Game Statistics:

ENG - England		Draws		Takeouts		Total	
F	WARD Angharad	18	54 %	9	53 %	27	54 %
M	ZACHARY Bryan	14	50 %	4	75 %	18	56 %
Team Total		32	52 %	13	60 %	45	54 %

RUS - Russia		Draws		Takeouts		Total	
F	MOISEEVA Viktoriia	13	60 %	4	50 %	17	57 %
M	KRUSHELNITSKIY Aleksandr	20	66 %	7	75 %	27	69 %
Team Total		33	64 %	11	66 %	44	64 %

<b>LEGEND</b>			
F	Female	LSFE (*)	Last stone first end
M	Male		

## Game Results

Sheet	Game	Team	LSFE	1	2	3	4	5	6	7	8	Extra Ends	Total
D	2	BLR - Belarus	*	2	1	0	1	0	1	0	0		5
	2	KOR - Korea		0	0	4	0	1	0	1	2		8

BLR - Belarus		Game	All
F	KIRILLOVA Ekaterina	33 %	35 %
M	KIRILLOV Dmitry	58 %	55 %
Team Total		48 %	47 %

KOR - Korea		Game	All
F	LEE Hyein	56 %	51 %
M	BEAK Jongchul	64 %	62 %
Team Total		61 %	58 %

Time remaining: 3 minutes 48 seconds

Last Stone Draw: 19.1 cm

Time remaining: 10 minutes 18 seconds

Last Stone Draw: 71.8 cm

### Detailed Game Statistics:

BLR - Belarus		Draws		Takeouts		Total	
F	KIRILLOVA Ekaterina	14	34 %	2	25 %	16	33 %
M	KIRILLOV Dmitry	21	62 %	3	33 %	24	58 %
Team Total		35	51 %	5	30 %	40	48 %

KOR - Korea		Draws		Takeouts		Total	
F	LEE Hyein	15	57 %	1	50 %	16	56 %
M	BEAK Jongchul	21	61 %	3	83 %	24	64 %
Team Total		36	59 %	4	75 %	40	61 %

### LEGEND

F Female

LSFE (\*) Last stone first end

M Male

### Game Results

Sheet	Game	Team	LSFE	1	2	3	4	5	6	7	8	Extra Ends	Total
E	1	ESP - Spain		0	0	2	1	1	0	2	X		6
	1	NOR - Norway	*	2	1	0	0	0	5	0	X		8

ESP - Spain		Game	All
F	GARCIA Irantzu	51%	51%
M	VEZ Sergio	44%	44%
Team Total		48%	48%

NOR - Norway		Game	All
F	SKASLIEN Kristin Moen	44%	44%
M	NEDREGOTTEN Magnus	64%	64%
Team Total		56%	56%

Time remaining: 4 minutes 9 seconds

Last Stone Draw: 185.4 cm (out)

Time remaining: 1 minute 50 seconds

Last Stone Draw: 79.9 cm

### Detailed Game Statistics:

ESP - Spain		Draws	Takeouts	Total
F	GARCIA Irantzu	15 48%	3 67%	18 51%
M	VEZ Sergio	16 45%	6 42%	22 44%
Team Total		31 47%	9 50%	40 48%

NOR - Norway		Draws	Takeouts	Total
F	SKASLIEN Kristin Moen	15 47%	1 0%	16 44%
M	NEDREGOTTEN Magnus	23 63%	1 75%	24 64%
Team Total		38 57%	2 38%	40 56%

### LEGEND

F Female

LSFE (\*) Last stone first end

M Male

X Unplayed/unfinished end due to concession



### Session Results and Standings

Sheet	Game	Team	LSFE	1	2	3	4	5	6	7	8	Extra Ends	Total
A	1	NED - Netherlands	*	2	0	0	0	0	1	1	0		4
	1	POL - Poland		0	1	1	1	1	0	0	1		5
B	1	AUS - Australia		0	0	0	1	0	1	0	X		2
	1	SUI - Switzerland	*	3	2	1	0	1	0	2	X		9
C	1	USA - United States of America	*	4	1	1	0	2	0	2	X		10
	1	GER - Germany		0	0	0	1	0	1	0	X		2
D	1	FRA - France	*	0	0	2	1	3	3	0	X		9
	1	NZL - New Zealand		1	1	0	0	0	0	1	X		3
E	1	CHN - China		1	0	2	1	0	1	4	X		9
	1	IRL - Ireland	*	0	2	0	0	2	0	0	X		4

### Standings after Session 3

#### A Group

Rank	Team	Games	Wins	Losses
1	HUN - Hungary	1	1	0
1	KOR - Korea	1	1	0
1	RUS - Russia	1	1	0
1	WAL - Wales	1	1	0
5	ENG - England	0	0	0
6	AUT - Austria	1	0	1
6	BLR - Belarus	1	0	1
6	DEN - Denmark	1	0	1
6	ITA - Italy	1	0	1

#### B Group

Rank	Team	Games	Wins	Losses
1	FIN - Finland	1	1	0
1	KAZ - Kazakhstan	1	1	0
1	SCO - Scotland	1	1	0
1	SWE - Sweden	1	1	0
5	BRA - Brazil	0	0	0
6	CAN - Canada	1	0	1
6	EST - Estonia	1	0	1
6	LAT - Latvia	1	0	1
6	SLO - Slovenia	1	0	1

#### C Group

Rank	Team	Games	Wins	Losses
1	CZE - Czech Republic	1	1	0
1	JPN - Japan	1	1	0
1	POL - Poland	1	1	0
1	SUI - Switzerland	1	1	0
5	AUS - Australia	1	0	1
5	NED - Netherlands	1	0	1
5	ROU - Romania	1	0	1
5	SVK - Slovakia	1	0	1

#### D Group

Rank	Team	Games	Wins	Losses
1	CHN - China	1	1	0
1	FRA - France	1	1	0
1	USA - United States of America	1	1	0
4	ESP - Spain	0	0	0
4	NOR - Norway	0	0	0
6	GER - Germany	1	0	1
6	IRL - Ireland	1	0	1
6	NZL - New Zealand	1	0	1

#### LEGEND

LSFE (\*) Last stone first end                      X    Unplayed/unfinished end due to concession

## Game Results

Sheet	Game	Team	LSFE	1	2	3	4	5	6	7	8	Extra Ends	Total
A	1	NED - Netherlands	*	2	0	0	0	0	1	1	0		4
	1	POL - Poland		0	1	1	1	1	0	0	1		5

NED - Netherlands		Game	All
F	NEELEMAN Marianne	48 %	48 %
M	WIEBE Ezra	73 %	73 %
Team Total		63 %	63 %

POL - Poland		Game	All
F	WALCZAK Adela	67 %	67 %
M	PIWOROWICZ Lukasz	55 %	55 %
Team Total		60 %	60 %

Time remaining: 1 minute 59 seconds

Last Stone Draw: 2.9 cm

Time remaining: 0 minutes 0 seconds

Last Stone Draw: 185.4 cm (out)

### Detailed Game Statistics:

NED - Netherlands		Draws	Takeouts	Total
F	NEELEMAN Marianne	13 40%	2 100%	15 48%
M	WIEBE Ezra	21 73%	3 75%	24 73%
Team Total		34 60%	5 85%	39 63%

POL - Poland		Draws	Takeouts	Total
F	WALCZAK Adela	16 67%	0 -%	16 67%
M	PIWOROWICZ Lukasz	21 52%	2 88%	23 55%
Team Total		37 59%	2 88%	39 60%

### LEGEND

F Female

LSFE (\*) Last stone first end

M Male

### Game Results

Sheet	Game	Team	LSFE	1	2	3	4	5	6	7	8	Extra Ends	Total
B	1	AUS - Australia		0	0	0	1	0	1	0	X		2
	1	SUI - Switzerland	*	3	2	1	0	1	0	2	X		9

AUS - Australia		Game	All
F	WEEDEN Laurie	50 %	50 %
M	PALANGIO Ian	55 %	55 %
Team Total		53 %	53 %

SUI - Switzerland		Game	All
F	GRIBI Michelle	52 %	52 %
M	GRIBI Reto	71 %	71 %
Team Total		64 %	64 %

Time remaining: 4 minutes 21 seconds

Last Stone Draw: 185.4 cm (out)

Time remaining: 7 minutes 58 seconds

Last Stone Draw: 45.3 cm

### Detailed Game Statistics:

AUS - Australia		Draws		Takeouts		Total	
F	WEEDEN Laurie	14	50 %	2	50 %	16	50 %
M	PALANGIO Ian	15	62 %	4	31 %	19	55 %
Team Total		29	56 %	6	38 %	35	53 %

SUI - Switzerland		Draws		Takeouts		Total	
F	GRIBI Michelle	12	44 %	2	100 %	14	52 %
M	GRIBI Reto	14	66 %	7	82 %	21	71 %
Team Total		26	56 %	9	86 %	35	64 %

### LEGEND

F Female

LSFE (\*) Last stone first end

M Male

X Unplayed/unfinished end due to concession

### Game Results

Sheet	Game	Team	LSFE	1	2	3	4	5	6	7	8	Extra Ends	Total
C	1	USA - United States of America	*	4	1	1	0	2	0	2	X		10
	1	GER - Germany		0	0	0	1	0	1	0	X		2

USA - United States of America		Game	All
F	MEECHAI Joyance	67 %	67 %
M	GEBAUER Steve	80 %	80 %
Team Total		75 %	75 %

GER - Germany		Game	All
F	FISCHER Andrea	23 %	23 %
M	KNOHL Stefan	56 %	56 %
Team Total		43 %	43 %

Time remaining: 0 minutes 0 seconds

Last Stone Draw: 77.2 cm

Time remaining: 0 minutes 0 seconds

Last Stone Draw: 185.4 cm (out)

### Detailed Game Statistics:

USA - United States of America		Draws	Takeouts	Total
F	MEECHAI Joyance	13 67%	0 -%	13 67%
M	GEBAUER Steve	21 80%	0 -%	21 80%
Team Total		34 75%	0 -%	34 75%

GER - Germany		Draws	Takeouts	Total
F	FISCHER Andrea	12 25%	1 0%	13 23%
M	KNOHL Stefan	17 57%	4 50%	21 56%
Team Total		29 44%	5 40%	34 43%

### LEGEND

F Female

LSFE (\*) Last stone first end

M Male

X Unplayed/unfinished end due to concession

D Group Session 3 - Sheet D

THU 24 APR 2014  
Start Time 15:45

Game Results

Sheet	Game	Team	LSFE	1	2	3	4	5	6	7	8	Extra Ends	Total
D	1	FRA - France	*	0	0	2	1	3	3	0	X		9
	1	NZL - New Zealand		1	1	0	0	0	0	1	X		3

FRA - France		Game	All
F	CHARLET Delphine	56 %	56 %
M	ANGIBOUST Tony	72 %	72 %
Team Total		63 %	63 %

NZL - New Zealand		Game	All
F	TAYLOR Waverley	25 %	25 %
M	THOMSON Kenny	67 %	67 %
Team Total		50 %	50 %

Time remaining: 8 minutes 5 seconds

Last Stone Draw: 23.6 cm

Time remaining: 7 minutes 4 seconds

Last Stone Draw: 30.5 cm

Detailed Game Statistics:

FRA - France		Draws		Takeouts		Total	
F	CHARLET Delphine	16	59 %	4	44 %	20	56 %
M	ANGIBOUST Tony	11	75 %	4	63 %	15	72 %
Team Total		27	66 %	8	53 %	35	63 %

NZL - New Zealand		Draws		Takeouts		Total	
F	TAYLOR Waverley	13	27 %	1	0 %	14	25 %
M	THOMSON Kenny	17	65 %	4	75 %	21	67 %
Team Total		30	48 %	5	60 %	35	50 %

LEGEND

F Female

LSFE (\*) Last stone first end

M Male

X Unplayed/unfinished end due to concession

### Game Results

Sheet	Game	Team	LSFE	1	2	3	4	5	6	7	8	Extra Ends	Total
E	1	CHN - China		1	0	2	1	0	1	4	X		9
	1	IRL - Ireland	*	0	2	0	0	2	0	0	X		4

CHN - China		Game	All
F	LIU Si Jia	65 %	65 %
M	GUO Wen Li	83 %	83 %
Team Total		74 %	74 %

IRL - Ireland		Game	All
F	KERR Louise	42 %	42 %
M	FUREY John	57 %	57 %
Team Total		51 %	51 %

Time remaining: 5 minutes 33 seconds

Last Stone Draw: 74.9 cm

Time remaining: 5 minutes 6 seconds

Last Stone Draw: 46.9 cm

### Detailed Game Statistics:

CHN - China		Draws	Takeouts	Total
F	LIU Si Jia	18 61 %	2 100 %	20 65 %
M	GUO Wen Li	15 83 %	3 83 %	18 83 %
Team Total		33 71 %	5 90 %	38 74 %

IRL - Ireland		Draws	Takeouts	Total
F	KERR Louise	12 44 %	3 33 %	15 42 %
M	FUREY John	16 63 %	5 40 %	21 57 %
Team Total		28 54 %	8 38 %	36 51 %

### LEGEND

F Female

LSFE (\*) Last stone first end

M Male

X Unplayed/unfinished end due to concession

## Session Results and Standings

Sheet	Game	Team	LSFE	1	2	3	4	5	6	7	8	Extra Ends	Total
A	1	KAZ - Kazakhstan	*	2	1	0	0	2	0	4	X		9
	1	SLO - Slovenia		0	0	1	1	0	1	0	X		3
B	1	CAN - Canada	*	0	0	2	2	0	0	2	0		6
	1	SWE - Sweden		1	1	0	0	2	1	0	2		7
C	1	SCO - Scotland	*	1	0	1	0	5	1	0	X		8
	1	LAT - Latvia		0	1	0	2	0	0	1	X		4
D	1	FIN - Finland	*	1	1	0	0	2	0	0	2		6
	1	EST - Estonia		0	0	1	1	0	1	2	0		5
E	1	JPN - Japan	*	1	1	0	1	0	1	0	1		5
	1	SVK - Slovakia		0	0	1	0	2	0	1	0		4

## Standings after Session 2

### A Group

Rank	Team	Games	Wins	Losses
1	HUN - Hungary	1	1	0
1	KOR - Korea	1	1	0
1	RUS - Russia	1	1	0
1	WAL - Wales	1	1	0
5	ENG - England	0	0	0
6	AUT - Austria	1	0	1
6	BLR - Belarus	1	0	1
6	DEN - Denmark	1	0	1
6	ITA - Italy	1	0	1

### B Group

Rank	Team	Games	Wins	Losses
1	FIN - Finland	1	1	0
1	KAZ - Kazakhstan	1	1	0
1	SCO - Scotland	1	1	0
1	SWE - Sweden	1	1	0
5	BRA - Brazil	0	0	0
6	CAN - Canada	1	0	1
6	EST - Estonia	1	0	1
6	LAT - Latvia	1	0	1
6	SLO - Slovenia	1	0	1

### C Group

Rank	Team	Games	Wins	Losses
1	CZE - Czech Republic	1	1	0
1	JPN - Japan	1	1	0
3	AUS - Australia	0	0	0
3	NED - Netherlands	0	0	0
3	POL - Poland	0	0	0
3	SUI - Switzerland	0	0	0
7	ROU - Romania	1	0	1
7	SVK - Slovakia	1	0	1

### D Group

Rank	Team	Games	Wins	Losses
	CHN - China			
	ESP - Spain			
	FRA - France			
	GER - Germany			
	IRL - Ireland			
	NOR - Norway			
	NZL - New Zealand			
	USA - United States of America			

### LEGEND

LSFE (\*) Last stone first end

X Unplayed/unfinished end due to concession

B Group Session 2 - Sheet A

THU 24 APR 2014  
Start Time 12:00

Game Results

Sheet	Game	Team	LSFE	1	2	3	4	5	6	7	8	Extra Ends	Total
A	1	KAZ - Kazakhstan	*	2	1	0	0	2	0	4	X		9
	1	SLO - Slovenia		0	0	1	1	0	1	0	X		3

KAZ - Kazakhstan		Game	All
F	TEN Olga	66 %	66 %
M	ORLOV Aleksandr	65 %	65 %
Team Total		65 %	65 %

SLO - Slovenia		Game	All
F	JURINCIC Valentina	48 %	48 %
M	CULIC Jure	51 %	51 %
Team Total		50 %	50 %

Time remaining: 8 minutes 12 seconds

Last Stone Draw: 115.5 cm

Time remaining: 12 minutes 1 second

Last Stone Draw: 165.9 cm

Detailed Game Statistics:

KAZ - Kazakhstan		Draws	Takeouts	Total
F	TEN Olga	13 63 %	1 100 %	14 66 %
M	ORLOV Aleksandr	12 67 %	8 63 %	20 65 %
Team Total		25 65 %	9 67 %	34 65 %

SLO - Slovenia		Draws	Takeouts	Total
F	JURINCIC Valentina	12 48 %	2 50 %	14 48 %
M	CULIC Jure	16 52 %	5 50 %	21 51 %
Team Total		28 50 %	7 50 %	35 50 %

LEGEND

F Female

LSFE (\*) Last stone first end

M Male



B Group Session 2 - Sheet B

THU 24 APR 2014  
Start Time 12:00

Game Results

Sheet	Game	Team	LSFE	1	2	3	4	5	6	7	8	Extra Ends	Total
B	1	CAN - Canada	*	0	0	2	2	0	0	2	0		6
	1	SWE - Sweden		1	1	0	0	2	1	0	2		7

CAN - Canada		Game	All
F	TUCK Kimberly	61%	61%
M	TUCK Wayne	76%	76%
Team Total		68%	68%

SWE - Sweden		Game	All
F	JOHANSSON Camilla	68%	68%
M	NOREEN Per	72%	72%
Team Total		70%	70%

Time remaining: 6 minutes 42 seconds

Last Stone Draw: 87.5 cm

Time remaining: 4 minutes 47 seconds

Last Stone Draw: 111.5 cm

Detailed Game Statistics:

CAN - Canada		Draws	Takeouts	Total
F	TUCK Kimberly	16 67%	4 38%	20 61%
M	TUCK Wayne	15 75%	2 88%	17 76%
Team Total		31 71%	6 54%	37 68%

SWE - Sweden		Draws	Takeouts	Total
F	JOHANSSON Camilla	13 67%	7 68%	20 68%
M	NOREEN Per	14 73%	3 67%	17 72%
Team Total		27 70%	10 68%	37 70%

LEGEND

F Female

LSFE (\*) Last stone first end

M Male

## Game Results

Sheet	Game	Team	LSFE	1	2	3	4	5	6	7	8	Extra Ends	Total
C	1	SCO - Scotland	*	1	0	1	0	5	1	0	X		8
	1	LAT - Latvia		0	1	0	2	0	0	1	X		4

SCO - Scotland		Game	All
F	AITKEN Gina	76 %	76 %
M	MOUAT Bruce	68 %	68 %
Team Total		72 %	72 %

LAT - Latvia		Game	All
F	REGZA Dace	55 %	55 %
M	REGZA Ansis	37 %	37 %
Team Total		48 %	48 %

Time remaining: 5 minutes 27 seconds

Last Stone Draw: 11.0 cm

Time remaining: 2 minutes 33 seconds

Last Stone Draw: 57.0 cm

### Detailed Game Statistics:

SCO - Scotland		Draws	Takeouts	Total
F	AITKEN Gina	15 75%	6 79%	21 76%
M	MOUAT Bruce	12 77%	5 45%	17 68%
Team Total		27 76%	11 64%	38 72%

LAT - Latvia		Draws	Takeouts	Total
F	REGZA Dace	16 67%	8 31%	24 55%
M	REGZA Ansis	11 36%	4 38%	15 37%
Team Total		27 55%	12 33%	39 48%

### LEGEND

F Female

LSFE (\*) Last stone first end

M Male

X Unplayed/unfinished end due to concession

## Game Results

Sheet	Game	Team	LSFE	1	2	3	4	5	6	7	8	Extra Ends	Total
D	1	FIN - Finland	*	1	1	0	0	2	0	0	2		6
	1	EST - Estonia		0	0	1	1	0	1	2	0		5

FIN - Finland		Game	All
F	JUHASZ Eszter	48 %	48 %
M	UUSIPAAVALNIEMI Markku	58 %	58 %
Team Total		52 %	52 %

EST - Estonia		Game	All
F	MOELDER Maile	41 %	41 %
M	LILL Erkki	43 %	43 %
Team Total		42 %	42 %

Time remaining: 1 minute 46 seconds

Last Stone Draw: 7.8 cm

Time remaining: 2 minutes 0 seconds

Last Stone Draw: 44.2 cm

### Detailed Game Statistics:

FIN - Finland		Draws	Takeouts	Total
F	JUHASZ Eszter	20 46 %	3 58 %	23 48 %
M	UUSIPAAVALNIEMI Markku	13 52 %	2 100 %	15 58 %
Team Total		33 48 %	5 75 %	38 52 %

EST - Estonia		Draws	Takeouts	Total
F	MOELDER Maile	14 34 %	2 88 %	16 41 %
M	LILL Erkki	17 43 %	6 46 %	23 43 %
Team Total		31 39 %	8 56 %	39 42 %

### LEGEND

F Female

LSFE (\*) Last stone first end

M Male

## Game Results

Sheet	Game	Team	LSFE	1	2	3	4	5	6	7	8	Extra Ends	Total
E	1	JPN - Japan	*	1	1	0	1	0	1	0	1		5
	1	SVK - Slovakia		0	0	1	0	2	0	1	0		4

JPN - Japan		Game	All
F	SATOH Mitsuki	55 %	55 %
M	MOCHIDA Yasuo	52 %	52 %
Team Total		53 %	53 %

SVK - Slovakia		Game	All
F	KVARDOVA Veronika	32 %	32 %
M	DERZSI Ladislav	57 %	57 %
Team Total		47 %	47 %

Time remaining: 6 minutes 58 seconds

Last Stone Draw: 72.3 cm

Time remaining: 5 minutes 48 seconds

Last Stone Draw: 185.4 cm (out)

### Detailed Game Statistics:

JPN - Japan		Draws		Takeouts		Total	
F	SATOH Mitsuki	15	55 %	0	- %	15	55 %
M	MOCHIDA Yasuo	20	50 %	4	63 %	24	52 %
Team Total		35	52 %	4	63 %	39	53 %

SVK - Slovakia		Draws		Takeouts		Total	
F	KVARDOVA Veronika	12	31 %	3	33 %	15	32 %
M	DERZSI Ladislav	21	54 %	3	83 %	24	57 %
Team Total		33	45 %	6	58 %	39	47 %

### LEGEND

F Female

LSFE (\*) Last stone first end

M Male

### Session Results and Standings

Sheet	Game	Team	LSFE	1	2	3	4	5	6	7	8	Extra Ends	Total
A	1	KOR - Korea		0	2	1	1	0	2	2	X		8
	1	ITA - Italy	*	1	0	0	0	2	0	0	X		3
B	1	RUS - Russia		0	1	0	3	0	3	0	1	1	9
	1	DEN - Denmark	*	3	0	1	0	3	0	1	0	0	8
C	1	BLR - Belarus	*	1	0	1	0	0	0	0	X		2
	1	HUN - Hungary		0	2	0	3	2	1	1	X		9
D	1	AUT - Austria		0	1	0	0	2	0	4	0		7
	1	WAL - Wales	*	3	0	2	1	0	2	0	1		9
E	1	CZE - Czech Republic	*	4	1	0	4	0	2	3	X		14
	1	ROU - Romania		0	0	1	0	1	0	0	X		2

### Standings after Session 1

#### A Group

Rank	Team	Games	Wins	Losses
1	HUN - Hungary	1	1	0
1	KOR - Korea	1	1	0
1	RUS - Russia	1	1	0
1	WAL - Wales	1	1	0
5	ENG - England	0	0	0
6	AUT - Austria	1	0	1
6	BLR - Belarus	1	0	1
6	DEN - Denmark	1	0	1
6	ITA - Italy	1	0	1

#### B Group

Rank	Team	Games	Wins	Losses
	BRA - Brazil			
	CAN - Canada			
	EST - Estonia			
	FIN - Finland			
	KAZ - Kazakhstan			
	LAT - Latvia			
	SCO - Scotland			
	SLO - Slovenia			
	SWE - Sweden			

#### C Group

Rank	Team	Games	Wins	Losses
1	CZE - Czech Republic	1	1	0
2	AUS - Australia	0	0	0
2	JPN - Japan	0	0	0
2	NED - Netherlands	0	0	0
2	POL - Poland	0	0	0
2	SUI - Switzerland	0	0	0
2	SVK - Slovakia	0	0	0
8	ROU - Romania	1	0	1

#### D Group

Rank	Team	Games	Wins	Losses
	CHN - China			
	ESP - Spain			
	FRA - France			
	GER - Germany			
	IRL - Ireland			
	NOR - Norway			
	NZL - New Zealand			
	USA - United States of America			

#### LEGEND

LSFE (\*) Last stone first end

X Unplayed/unfinished end due to concession

A Group Session 1 - Sheet A

THU 24 APR 2014  
Start Time 8:15

Game Results

Sheet	Game	Team	LSFE	1	2	3	4	5	6	7	8	Extra Ends	Total
A	1	KOR - Korea		0	2	1	1	0	2	2	X		8
	1	ITA - Italy	*	1	0	0	0	2	0	0	X		3

KOR - Korea		Game	All
F	LEE Hyein	45%	45%
M	BEAK Jongchul	61%	61%
Team Total		54%	54%

ITA - Italy		Game	All
F	RICCA Giorgia	48%	48%
M	GONIN Alessio	37%	37%
Team Total		41%	41%

Time remaining: 10 minutes 21 seconds

Last Stone Draw: 48.2 cm

Time remaining: 10 minutes 58 seconds

Last Stone Draw: 40.0 cm

Detailed Game Statistics:

KOR - Korea		Draws		Takeouts		Total	
F	LEE Hyein	13	48%	1	0%	14	45%
M	BEAK Jongchul	19	59%	2	75%	21	61%
Team Total		32	55%	3	50%	35	54%

ITA - Italy		Draws		Takeouts		Total	
F	RICCA Giorgia	10	60%	4	19%	14	48%
M	GONIN Alessio	16	41%	5	25%	21	37%
Team Total		26	48%	9	22%	35	41%

LEGEND

F Female

LSFE (\*) Last stone first end

M Male

X Unplayed/unfinished end due to concession

### Game Results

Sheet	Game	Team	LSFE	1	2	3	4	5	6	7	8	Extra Ends	Total
B	1	RUS - Russia		0	1	0	3	0	3	0	1	1	9
	1	DEN - Denmark	*	3	0	1	0	3	0	1	0	0	8

RUS - Russia		Game	All
F	MOISEEVA Viktoriia	65 %	65 %
M	KRUSHELNITSKIY Aleksandr	78 %	78 %
Team Total		73 %	73 %

DEN - Denmark		Game	All
F	HERTSDAHL Louise	74 %	74 %
M	CHRISTENSEN Flemming	60 %	60 %
Team Total		65 %	65 %

Time remaining: 2 minutes 28 seconds  
Time remaining: 2 minutes 36 seconds (after extra end)

Last Stone Draw: 185.4 cm (out)

Time-out: end 8 - RUS stone 7

Time remaining: 6 minutes 9 seconds  
Time remaining: 0 minutes 0 seconds (after extra end)

Last Stone Draw: 170.2 cm

### Detailed Game Statistics:

RUS - Russia		Draws	Takeouts	Total
F	MOISEEVA Viktoriia	14 66%	4 63%	18 65%
M	KRUSHELNITSKIY Aleksandr	24 75%	3 100%	27 78%
Team Total		38 72%	7 79%	45 73%

DEN - Denmark		Draws	Takeouts	Total
F	HERTSDAHL Louise	11 80%	7 64%	18 74%
M	CHRISTENSEN Flemming	22 57%	4 75%	26 60%
Team Total		33 64%	11 68%	44 65%

### LEGEND

F Female

LSFE (\*) Last stone first end

M Male

## Game Results

Sheet	Game	Team	LSFE	1	2	3	4	5	6	7	8	Extra Ends	Total
C	1	BLR - Belarus	*	1	0	1	0	0	0	0	X		2
	1	HUN - Hungary		0	2	0	3	2	1	1	X		9

BLR - Belarus		Game	All
F	KIRILLOVA Ekaterina	38 %	38 %
M	KIRILLOV Dmitry	51 %	51 %
Team Total		46 %	46 %

HUN - Hungary		Game	All
F	PALANCSA Dorottya	63 %	63 %
M	KISS Zsolt	68 %	68 %
Team Total		65 %	65 %

Time remaining: 10 minutes 3 seconds

Last Stone Draw: 185.4 cm (out-toss)

Time remaining: 11 minutes 53 seconds

Last Stone Draw: 185.4 cm (out)

### Detailed Game Statistics:

BLR - Belarus		Draws	Takeouts	Total
F	KIRILLOVA Ekaterina	13 40 %	1 0 %	14 38 %
M	KIRILLOV Dmitry	19 54 %	1 0 %	20 51 %
Team Total		32 48 %	2 0 %	34 46 %

HUN - Hungary		Draws	Takeouts	Total
F	PALANCSA Dorottya	19 64 %	2 50 %	21 63 %
M	KISS Zsolt	12 67 %	2 75 %	14 68 %
Team Total		31 65 %	4 63 %	35 65 %

### LEGEND

F Female

LSFE (\*) Last stone first end

M Male

X Unplayed/unfinished end due to concession



## Game Results

Sheet	Game	Team	LSFE	1	2	3	4	5	6	7	8	Extra Ends	Total
D	1	AUT - Austria		0	1	0	0	2	0	4	0		7
	1	WAL - Wales	*	3	0	2	1	0	2	0	1		9

AUT - Austria		Game	All
F	FISCHER Claudia	56 %	56 %
M	ROTH Christian	76 %	76 %
Team Total		68 %	68 %

WAL - Wales		Game	All
F	WATSON Dawn	59 %	59 %
M	MEIKLE Adrian	86 %	86 %
Team Total		76 %	76 %

Time remaining: 2 minutes 45 seconds

Last Stone Draw: 185.4 cm (out)

Time remaining: 5 minutes 28 seconds

Last Stone Draw: 71.9 cm

### Detailed Game Statistics:

AUT - Austria		Draws	Takeouts	Total
F	FISCHER Claudia	13 62 %	3 33 %	16 56 %
M	ROTH Christian	19 78 %	5 70 %	24 76 %
Team Total		32 71 %	8 56 %	40 68 %

WAL - Wales		Draws	Takeouts	Total
F	WATSON Dawn	15 57 %	1 100 %	16 59 %
M	MEIKLE Adrian	20 85 %	4 94 %	24 86 %
Team Total		35 73 %	5 95 %	40 76 %

### LEGEND

F Female

LSFE (\*) Last stone first end

M Male

### Game Results

Sheet	Game	Team	LSFE	1	2	3	4	5	6	7	8	Extra Ends	Total
E	1	CZE - Czech Republic	*	4	1	0	4	0	2	3	X		14
	1	ROU - Romania		0	0	1	0	1	0	0	X		2

CZE - Czech Republic		Game	All
F	HAJKOVA Zuzana	84 %	84 %
M	PAUL Tomas	92 %	92 %
Team Total		89 %	89 %

ROU - Romania		Game	All
F	BUTUCEA Diana	55 %	55 %
M	COLIBAN Allen	46 %	46 %
Team Total		50 %	50 %

Time remaining: 12 minutes 46 seconds

Last Stone Draw: 36.2 cm

Time remaining: 9 minutes 7 seconds

Last Stone Draw: 185.4 cm (out)

### Detailed Game Statistics:

CZE - Czech Republic		Draws	Takeouts	Total
F	HAJKOVA Zuzana	12 85%	2 75%	14 84%
M	PAUL Tomas	16 92%	5 90%	21 92%
Team Total		28 89%	7 86%	35 89%

ROU - Romania		Draws	Takeouts	Total
F	BUTUCEA Diana	11 48%	4 75%	15 55%
M	COLIBAN Allen	13 40%	5 60%	18 46%
Team Total		24 44%	9 67%	33 50%

### LEGEND

F Female

LSFE (\*) Last stone first end

M Male

X Unplayed/unfinished end due to concession

## Entry List by Country

REVISED  
24 APR 21:15

As of THU 24 APR 2014

Team	Group	Female Player	Male Player	Coach
AUS - Australia	C	WEEDEN Laurie	PALANGIO Ian	MILLIKIN Carlee
AUT - Austria	A	FISCHER Claudia	ROTH Christian	FEUZ Claudia
BLR - Belarus	A	KIRILLOVA Ekaterina	KIRILLOV Dmitry	
BRA - Brazil	B	LIMA Aline	MELLO Marcelo	
CAN - Canada	B	TUCK Kimberly	TUCK Wayne	WAITE Jim
CHN - China	D	LIU Si Jia	GUO Wen Li	WANG Feng Chun
CZE - Czech Republic	C	HAJKOVA Zuzana	PAUL Tomas	RAFAEL Daniel
DEN - Denmark	A	HERTSDAHL Louise	CHRISTENSEN Flemming	BECH-LARSEN Bjarne
ENG - England	A	WARD Angharad	ZACHARY Bryan	BOARDMAN Rosaleen
ESP - Spain	D	GARCIA Irantzu	VEZ Sergio	WHYTE Ruaraidh
EST - Estonia	B	MOELDER Maile	LILL Erkki	KAUSTE Timo
FIN - Finland	B	JUHASZ Eszter	UUSIPAAVALNIEMI Markku	UUSIPAAVALNIEMI Jesse
FRA - France	D	CHARLET Delphine	ANGIBOUST Tony	VEYDARIER Fabien
GER - Germany	D	FISCHER Andrea	KNOHL Stefan	LEMNITZER Ralf
HUN - Hungary	A	PALANCSA Dorottya	KISS Zsolt	PALANCSA Zoltan
IRL - Ireland	D	KERR Louise	FUREY John	WILSON Peter
ITA - Italy	A	RICCA Giorgia	GONIN Alessio	
JPN - Japan	C	SATOH Mitsuki	MOCHIDA Yasuo	IWASAKI Aiko
KAZ - Kazakhstan	B	TEN Olga	ORLOV Aleksandr	KIM Viktor
KOR - Korea	A	LEE Hyein	BEAK Jongchul	MUN Sungkwan
LAT - Latvia	B	REGZA Dace	REGZA Ansis	PURMALIS Aivars
NED - Netherlands	C	NEELEMAN Marianne	WIEBE Ezra	NEELEMAN Wim
NOR - Norway	D	SKASLIEN Kristin Moen	NEDREGOTTEN Magnus	INGVALDSEN Ole
NZL - New Zealand	D	TAYLOR Waverley	THOMSON Kenny	TAYLOR Peter
POL - Poland	C	WALCZAK Adela	PIWOROWICZ Lukasz	
ROU - Romania	C	BUTUCEA Diana	COLIBAN Allen	CLARK Cameron
RUS - Russia	A	MOISEEVA Viktoriia	KRUSHELNITSKIY Aleksandr	KOLESNIKOVA Irina
SCO - Scotland	B	AITKEN Gina	MOUAT Bruce	AITKEN David
SLO - Slovenia	B	JURINCIC Valentina	CULIC Jure	SMUC Matej
SUI - Switzerland	C	GRIBI Michelle	GRIBI Reto	MOORE AI
SVK - Slovakia	C	KVARDOVA Veronika	DERZSI Ladislav	KVARDOVA Jana
SWE - Sweden	B	JOHANSSON Camilla	NOREEN Per	ANDERSSON Mikael
USA - United States	D	MEECHAI Joyance	GEBAUER Steve	GEMMELL Maymar
WAL - Wales	A	WATSON Dawn	MEIKLE Adrian	MEIKLE Elizabeth

WAL: coach added

## Competition Officials

As of WED 30 APR 2014

Function	Name	Country Code
WCF President	CAITHNESS Kate	SCO
WCF Technical Delegate	ARNOLD Scott	CAN
Chief Ice Technician	CALLAN Mark	SCO
Deputy Chief Ice Technician	HENDERSON Scott	SCO
	NOBLE Chris	SCO
	TAPLEY Chris	CAN
Chief Umpire	McARTON Ken	CAN
Deputy Chief Umpire	BARROWMAN Glenda	ENG
Game Umpire	ALLAN Peter	SCO
	BENZIES Calder	SCO
	DONALD Jill	SCO
	PATERSON Kaye	SCO
Chief Timer	FORRESTER Harold	SCO
Deputy Chief Timer	YEATS Brian	SCO
Chief Statistician	SAAGER Christian	SUI
Deputy Chief Statistician	SAAGER Nadine	SUI
	YANINA Natalia	RUS

## Competition Schedule

As of THU 24 APR 2014

Date	Time	Session	Sheet A	Sheet B	Sheet C	Sheet D	Sheet E	
THU 24 APR	8:15	1	KOR - ITA	RUS - DEN	BLR - HUN	AUT - WAL	CZE - ROU	
	12:00	2	KAZ - SLO	CAN - SWE	SCO - LAT	FIN - EST	JPN - SVK	
	15:45	3	NED - POL	AUS - SUI	USA - GER	FRA - NZL	CHN - IRL	
	19:30	4	HUN - DEN	ITA - WAL	ENG - RUS	BLR - KOR	ESP - NOR	
FRI 25 APR	8:00	5	LAT - CAN	SLO - EST	JPN - ROU	SWE - BRA	KAZ - SCO	
	11:15	6	WAL - RUS	ENG - BLR	KOR - AUT	AUS - POL	HUN - ITA	
	14:30	7	IRL - FRA	NZL - CHN	NOR - USA	CZE - SVK	NED - SUI	
	17:45	8	BRA - SCO	KAZ - FIN	GER - ESP	LAT - SLO	EST - SWE	
	21:00	9	BLR - AUT	KOR - HUN	ITA - DEN	WAL - ENG	AUS - JPN	
SAT 26 APR	8:00	10	ESP - CHN	POL - SVK	CZE - NED	GER - IRL	FRA - USA	
	11:15	11	NOR - NZL	FIN - SCO	EST - BRA	KAZ - LAT	SLO - CAN	
	14:30	12	SUI - ROU	AUT - RUS	HUN - WAL	DEN - BLR	ENG - KOR	
	17:45	13	FRA - ESP	NED - JPN	IRL - NOR	USA - CHN	NZL - GER	
	21:00	14	SWE - FIN	EST - LAT	BRA - KAZ	SCO - CAN	ROU - POL	
SUN 27 APR	8:00	15	CZE - AUS	BLR - ITA	AUT - ENG	RUS - HUN	DEN - WAL	
	11:15	16	SVK - SUI	GER - FRA	ESP - NZL	CHN - NOR	BRA - FIN	
	14:30	17	CAN - EST	USA - IRL	LAT - SWE	SLO - SCO	POL - CZE	
	17:45	18	CHN - GER	HUN - ENG	ROU - AUS	JPN - SUI	SVK - NED	
	21:00	19	NZL - USA	IRL - ESP	DEN - KOR	ITA - AUT	RUS - BLR	
MON 28 APR	8:00	20	SCO - SWE	SVK - ROU	FIN - SLO	CAN - KAZ	LAT - BRA	
	11:15	21	JPN - CZE	WAL - KOR	SUI - POL	NED - AUS	NOR - FRA	
	14:30	22	EST - KAZ	BRA - CAN	RUS - ITA	ENG - DEN	AUT - HUN	
	17:45	23	POL - JPN	SUI - CZE	AUS - SVK	ESP - USA	IRL - NZL	
	21:00	24	FIN - LAT	NOR - GER	CHN - FRA	ROU - NED	SWE - SLO	
TUE 29 APR	8:00	25	ITA - ENG	DEN - AUT	WAL - BLR	KOR - RUS	SCO - EST	
	11:15	26	SLO - BRA	SWE - KAZ	CAN - FIN			
	15:30		Mixed Doubles Qualification Session					
	20:00		Mixed Doubles Quarterfinals					
WED 30 APR	10:15		Mixed Doubles Semifinals					
	15:30		Mixed Doubles Finals					

### NOTE

First named team in each game plays red-handled stones and wears dark coloured upper playing garments.