

Army Regulation 670-1

Uniforms and Insignia

Wear and Appearance of Army Uniforms and Insignia

**Headquarters
Department of the Army
Washington, DC
22 May 2000**

UNCLASSIFIED

SUMMARY of CHANGE

AR 670-1

Wear and Appearance of Army Uniforms and Insignia


This change 1--

- o Establishes procedure for wear of the 10th award (para 28-12a).
- o This revision--
- o Deletes the utility and durable press uniforms.
- o Adds new criteria for exceptions based on religious practices (para 1-7).
- o Adds grooming and hygiene statement (para 1-8d).
- o Adds wear policy for utility uniforms on deployment (para 1-10b).
- o Clarifies policy for blousing trousers (paras 3-5, 4-5, 5-5, 6-5).
- o Deletes old chapter 6.
- o Prescribes wear policy for the extended cold weather clothing system parka as an optional item (para 6-7).
- o Changes the physical fitness uniform to a clothing bag item (chap 13).
- o Revises wear policy and establishes possession dates for the Physical Fitness Uniform (chap 13 and App D).
- o Authorizes wear of black four-in-hand tie with enlisted dress uniform (para 14-2c).
- o Authorizes wear of awards on AG 415 shirt (paras 14-10, 15-11, and 17-11).
- o Deletes AG 344 pantsuit and AG 344 skirt (chap 15).
- o Authorizes wear of blue slacks by selected females (para 20-7).
- o Adds chevrons and service stripes on the Army mess uniforms (paras 21-5d, 22-5b, 23-5e, and 24-5e).
- o Adds soldiers authorized to wear organizational beret (para 26-3).
- o Clarifies possession policy on combat boots (para 26-4).
- o Authorizes wear of cold weather cap with black windbreaker (para 26-7).
- o Adds new all weather coat (para 26-10b).
- o Adds optional white shirt for females (para 26-23b).

- o Adds new windbreaker and wear policy (para 26-31).
- o Prescribes wear policy for regimental insignia (para 27-2).
- o Adds warrant officer 5 and master warrant officer 4 insignia (para 27-6a).
- o Adds black shoulder marks for all officers (para 27-8a).
- o Adds Buddhist chaplain insignia (para 27-10b).
- o Adds special forces insignia, enlisted public affairs and psychological operations collar insignia (para 27-10b).
- o Adds insignia for aides to Vice Chairman, JCS and Vice Chief of Staff (para 27-11).
- o Changes shoulder sleeve insignia, current organization policy (para 27-16).
- o Changes shoulder sleeve insignia-former wartime service policy (para 27-17).
- o Adds shoulder sleeve insignia-former wartime service for Operation Desert Storm (para 27-17b).
- o Adds approval authority for distinctive unit insignia (para 27-21).
- o Authorizes optional mounting of ribbons (para 28-7a).
- o Changes the wear of miniature medals on female mess uniforms (para 28-9c).
- o Authorizes the wear of dress miniature combat and special skill badges on the AG shirt (para 28-16b(2)(c)).
- o Adds authorization for simultaneous wear of two special skill tabs (para 28-17c(2)(e)).
- o Authorizes females to wear identification badges in different location on AG shirt when no other awards and decorations are worn (para 28-18c).
- o Authorizes shoulder sleeve insignia for retirees (para 29-3d).
- o Adds information on wearing distinctive uniforms/insignia with civilian clothes (para 29-9).
- o Changes possession/wear out dates (App D).
- o Deletes MOS listing (old App E).
- o Adds clothing bag list (App E).
- o Adds policy on determining appropriate shoulder sleeve insignia-former wartime service (App G).

Uniforms and Insignia

Wear and Appearance of Army Uniforms and Insignia



Louis Caldera
Secretary of the Army

History. This publication was originally printed on 1 September 1992. It was authenticated by Milton H. Hamilton, Administrative Assistant to the Secretary of the Army. This electronic edition publishes the basic 1992 edition and incorporates Change 1. Change 1 to this regulation was printed on 22 May 2000. Change 1 was authenticated by Louis Caldera, Secretary of the Army.

Summary. This regulation prescribes Department of the Army policy for proper

wear and appearance of U.S. Army uniforms and insignia that are worn by both officer and enlisted personnel of the Active and Reserve Components of the Army, as well as former soldiers.

Applicability. This regulation applies to Active and Retired Army, Army National Guard, and the U.S. Army Reserve personnel. It does not apply to generals of the Army or the Chief of Staff of the Army, and former Chiefs of Staff of the Army, each of whom may prescribe his or her own uniform. Further, it does not apply to the Reserve Officers' Training Corps or the Corps of Cadets, U.S. Military Academy. During mobilization, chapters and policies contained in this regulation may be modified by the proponent.

Proponent and exception authority. The proponent agency of this regulation is the Office of the Deputy Chief of Staff for Personnel.

Army management control process. This regulation is not subject to the requirements of AR 11-2. It does not contain internal control provisions.

Supplementation. Supplementation of

this regulation and establishment of command and local forms are prohibited without prior approval from the Office of the Deputy Chief of Staff for Personnel, HQDA (DAPE-HR-S), Washington, DC 20310-0300.

Interim changes. Interim changes to this regulation are not official unless they are authenticated by The Administrative Assistant to the Secretary of the Army. Users will destroy interim changes on their expiration dates unless sooner superseded or rescinded.

Suggested Improvements. Users are invited to send comments and suggested improvements on DA Form 2028 (Recommended Changes to Publications and Blank Forms) directly to HQDA (DAPE-HR-S), Washington, DC 20310-0300.

Distribution. Distribution of this publication is made in accordance with the initial distribution number (IDN) 092273, intended for command level A for Active Army, Army National Guard, and U.S. Army Reserve.

Contents (Listed by paragraph and page number)

Part One

General Information and Responsibilities, page 1

Chapter 1

Introduction, page 1

Purpose • 1-1, page 1

References • 1-2, page 1

Explanation of abbreviations and terms • 1-3, page 1

General • 1-4, page 1

How to recommend changes to Army uniforms • 1-5, page 1

Classification of service and utility or field uniforms • 1-6, page 1

Personal appearance policies • 1-7, page 2

Hair and fingernail standards and grooming policies • 1-8, page 2

Uniform appearance and fit • 1-9, page 3

When wearing the Army uniform is required or prohibited • 1-10, page 4

*This regulation supersedes AR 670-1, 20 May 1987.

Contents—Continued

Uniformity of material • 1–11, *page 5*
Distinctive uniforms and uniform items • 1–12, *page 5*
Wearing of civilian clothing • 1–13, *page 5*
Wearing of jewelry • 1–14, *page 5*
Wearing of eyeglasses • 1–15, *page 5*
Wearing of identification tags and security badges • 1–16, *page 6*
Wearing of personal protective or reflective clothing • 1–17, *page 6*
Wearing of organizational protective or reflective clothing • 1–18, *page 6*
Restrictions on purchase, possession, and reproduction of heraldic items • 1–19, *page 6*

Chapter 2

Responsibilities, *page 8*

Deputy Chief of Staff for Personnel (DCSPER) • 2–1, *page 8*
Deputy Chief of Staff for Logistics (DCSLOG) • 2–2, *page 8*
The Institute of Heraldry (TIOH) • 2–3, *page 8*
The U.S. Army Materiel Command (AMC) • 2–4, *page 8*
The U.S. Army and Air Force Exchange Service (AAFES) • 2–5, *page 8*
Commanders • 2–6, *page 8*
Responsibilities of soldiers purchasing uniforms, uniform items, and heraldic items • 2–7, *page 9*
Operation of the Uniform Quality Control Program (UQCP) • 2–8, *page 9*

Part Two

Utility and Selected Organizational Uniforms, *page 10*

Chapter 3

Temperate and Hot Weather Battle Dress Uniforms, *page 10*

Authorization for wear • 3–1, *page 10*
Composition and classification • 3–2, *page 10*
Occasions for wear • 3–3, *page 11*
Insignia and accouterment • 3–4, *page 11*
General guidelines • 3–5, *page 11*

Chapter 4

Maternity Work Uniform, *page 16*

Authorization for wear • 4–1, *page 16*
Composition and classification • 4–2, *page 16*
Occasions for wear • 4–3, *page 16*
Insignia and accouterments • 4–4, *page 16*
General guidelines • 4–5, *page 16*

Chapter 5

Desert Battle Dress Uniform, *page 19*

Authorization for wear • 5–1, *page 19*
Composition and classification • 5–2, *page 19*
Occasions for wear • 5–3, *page 19*
Insignia and accouterments • 5–4, *page 19*
General guidelines • 5–5, *page 20*

Chapter 6

Cold Weather Uniform, *page 24*

Authorization for wear • 6–1, *page 24*
Composition and classification • 6–2, *page 24*
Occasions for wear • 6–3, *page 24*
Insignia and accouterments • 6–4, *page 24*
General guidelines • 6–5, *page 25*
Extended Cold Weather Clothing System • 6–6, *page 27*

Contents—Continued

Composition and classification • 6–7, *page 27*

Chapter 7

Hospital Duty Uniform—Male, *page 28*

Authorization for wear • 7–1, *page 28*

Composition and classification • 7–2, *page 28*

Occasions for wear • 7–3, *page 29*

Insignia and accouterments • 7–4, *page 29*

General guidelines • 7–5, *page 29*

Chapter 8

Hospital Duty and Maternity Uniforms—Female, *page 31*

Authorization for wear • 8–1, *page 31*

Composition and classification • 8–2, *page 31*

Occasions for wear • 8–3, *page 32*

Insignia and accouterments • 8–4, *page 32*

General guidelines • 8–5, *page 32*

Chapter 9

Food Service Uniform—Male, *page 35*

Authorization for wear • 9–1, *page 35*

Composition and classification • 9–2, *page 35*

Occasions for wear • 9–3, *page 35*

Insignia and accouterments • 9–4, *page 36*

General guidelines • 9–5, *page 36*

Chapter 10

Food Service and Maternity Uniforms—Female, *page 38*

Authorization for wear • 10–1, *page 38*

Composition and classification • 10–2, *page 38*

Occasions for wear • 10–3, *page 39*

Insignia and accouterments • 10–4, *page 39*

General guidelines • 10–5, *page 39*

Chapter 11

Flight Uniforms, *page 41*

Authorization for wear • 11–1, *page 41*

Composition and classification • 11–2, *page 41*

Occasions for wear • 11–3, *page 41*

Insignia and accouterments • 11–4, *page 41*

General guidelines • 11–5, *page 41*

Chapter 12

Combat Vehicle Crewman Uniform, *page 44*

Authorization for wear • 12–1, *page 44*

Composition and classification • 12–2, *page 44*

Occasions for wear • 12–3, *page 44*

Insignia and accouterments • 12–4, *page 44*

General guidelines • 12–5, *page 44*

Chapter 13

Physical Fitness Uniform, *page 47*

Authorization for wear • 13–1, *page 47*

Composition and classification • 13–2, *page 47*

Occasions for wear • 13–3, *page 47*

Contents—Continued

General guidelines • 13–4, *page 48*

Part Three

Service Uniforms, *page 50*

Chapter 14

Army Green Service Uniform—Male, *page 50*

Authorization for Wear • 14–1, *page 50*

Composition • 14–2, *page 50*

Classification • 14–3, *page 50*

Occasions for wear • 14–4, *page 50*

Materials • 14–5, *page 50*

Coat, Army green • 14–6, *page 50*

Trousers, Army green • 14–7, *page 51*

Shirt, AG 415, long and short sleeve • 14–8, *page 51*

Headgear • 14–9, *page 51*

Items normally worn with the Army green uniform • 14–10, *page 52*

General guidelines • 14–11, *page 53*

Chapter 15

Green Service Uniform—Female, *page 61*

Authorization for wear • 15–1, *page 61*

Composition • 15–2, *page 61*

Classification • 15–3, *page 61*

Occasions for wear • 15–4, *page 61*

Materials • 15–5, *page 61*

Coat, Army green • 15–6, *page 61*

Slacks, Army green • 15–7, *page 62*

Skirt, Army green • 15–8, *page 62*

Shirt, AG 415, long and short sleeve • 15–9, *page 62*

Headgear • 15–10, *page 62*

Items normally worn with the Army green uniform • 15–11, *page 63*

General guidelines • 15–12, *page 64*

Chapter 16

Green Maternity Service Uniform, *page 71*

Authorization for wear • 16–1, *page 71*

Composition • 16–2, *page 71*

Classification • 16–3, *page 71*

Occasions for wear • 16–4, *page 71*

Materials • 16–5, *page 71*

Tunic, Army green, maternity • 16–6, *page 71*

Skirt, Army green, maternity • 16–7, *page 71*

Slacks, Army green, maternity • 16–8, *page 71*

Shirts, AG 415, long and short sleeve, maternity • 16–9, *page 72*

Headgear • 16–10, *page 72*

Items normally worn with the Army green uniform • 16–11, *page 72*

General guidelines • 16–12, *page 73*

Part Four

Dress Uniform, *page 76*

Chapter 17

Army White Uniform—Male, *page 76*

Authorization for Wear • 17–1, *page 76*

Composition • 17–2, *page 76*

Contents—Continued

Occasions for wear • 17-3, *page 76*
Materials • 17-4, *page 76*
Coat, Army white • 17-5, *page 76*
Trousers, Army white • 17-6, *page 76*
Shirt, white • 17-7, *page 76*
Service cap, Army white • 17-8, *page 76*
Items normally worn with the Army white uniform. • 17-9, *page 77*
General guidelines • 17-10, *page 77*

Chapter 18

Army White Uniform—Female, *page 81*

Authorization for Wear • 18-1, *page 81*
Composition • 18-2, *page 81*
Occasions for wear • 18-3, *page 81*
Materials • 18-4, *page 81*
Coat, Army white • 18-5, *page 81*
Skirt, Army white • 18-6, *page 81*
Shirt, Army white • 18-7, *page 81*
Headgear, service hat, Army white • 18-8, *page 82*
Items normally worn with the Army white uniform. • 18-9, *page 82*
General guidelines • 18-10, *page 82*

Chapter 19

Army Blue Uniform—Male, *page 84*

Authorization for wear • 19-1, *page 84*
Composition • 19-2, *page 84*
Occasions for wear • 19-3, *page 84*
Materials • 19-4, *page 84*
Coat, Army blue • 19-5, *page 84*
Trousers, Army blue • 19-6, *page 85*
Cape, Army blue • 19-7, *page 85*
Shirt, white • 19-8, *page 85*
Service cap, Army blue • 19-9, *page 85*
Items normally worn with the Army blue uniform • 19-10, *page 86*
General guidelines • 19-11, *page 86*

Chapter 20

Army Blue Uniform—Female, *page 90*

Authorization for wear • 20-1, *page 90*
Composition • 20-2, *page 90*
Occasions for wear • 20-3, *page 90*
Materials • 20-4, *page 90*
Coat, Army blue • 20-5, *page 90*
Skirt, Army blue • 20-6, *page 91*
Slacks, Army blue • 20-7, *page 91*
Shirt, white • 20-8, *page 91*
Cape, Army blue • 20-9, *page 91*
Headgear, Service hat, Army blue • 20-10, *page 91*
Items normally worn with the Army blue uniform. • 20-11, *page 92*
General guidelines • 20-12, *page 92*

Chapter 21

Army White Mess and Evening Mess Uniforms—Male, *page 94*

Authorization for wear • 21-1, *page 94*
Composition • 21-2, *page 94*

Contents—Continued

Occasions for wear • 21–3, *page 94*
Materials • 21–4, *page 94*
Jacket, Army white • 21–5, *page 94*
Trousers, black • 21–6, *page 95*
Vest, white • 21–7, *page 95*
Cummerbund, black • 21–8, *page 95*
Shirts, white dress • 21–9, *page 95*
Headgear • 21–10, *page 95*
Items normally worn with the Army white mess and evening mess uniforms • 21–11, *page 95*
General guidelines • 21–12, *page 96*

Chapter 22

Army White Mess, All White Mess, and White Evening Mess Uniforms—Female, *page 103*

Authorization for wear • 22–1, *page 103*
Composition • 22–2, *page 103*
Occasions for wear • 22–3, *page 103*
Materials • 22–4, *page 103*
Jacket, Army white • 22–5, *page 103*
Skirts • 22–6, *page 104*
Cummerbund, black • 22–7, *page 104*
Blouse, white formal • 22–8, *page 104*
Neck tab, black, dress • 22–9, *page 104*
Capes, Army black and blue • 22–10, *page 104*
Headgear • 22–11, *page 105*
Items normally worn with the Army white mess, all white mess, and evening white mess uniforms • 22–12, *page 105*
General guidelines • 22–13, *page 105*

Chapter 23

Army Blue Mess and Evening Mess Uniforms—Male, *page 112*

Authorization for wear • 23–1, *page 112*
Composition • 23–2, *page 112*
Occasions for wear • 23–3, *page 112*
Materials • 23–4, *page 112*
Jacket, Army blue mess • 23–5, *page 112*
Trousers, Army blue • 23–6, *page 113*
Cape, Army blue • 23–7, *page 113*
Cummerbund, black • 23–8, *page 113*
Shirts, white • 23–9, *page 113*
Headgear • 23–10, *page 113*
Vest • 23–11, *page 114*
Items normally worn with the Army blue mess and evening mess uniforms • 23–12, *page 114*
General guidelines • 23–13, *page 114*

Chapter 24

Army Blue Mess and Evening Mess Uniforms—Female, *page 121*

Authorization for wear • 24–1, *page 121*
Composition • 24–2, *page 121*
Occasions for wear • 24–3, *page 121*
Materials • 24–4, *page 121*
Jacket, Army blue mess • 24–5, *page 121*
Skirts • 24–6, *page 122*
Capes, Army black and blue • 24–7, *page 122*
Cummerbund, black • 24–8, *page 122*
Blouse, white formal • 24–9, *page 122*

Contents—Continued

Neck tab, black, dress • 24–10, *page 122*

Headgear • 24–11, *page 122*

Items normally worn with the Army blue mess and blue evening mess uniforms • 24–12, *page 122*

General guidelines • 24–13, *page 123*

Chapter 25

Army black mess and evening mess Uniforms—Female, *page 130*

Authorization for wear • 25–1, *page 130*

Composition • 25–2, *page 130*

Occasions for wear • 25–3, *page 130*

Materials • 25–4, *page 130*

Jacket, Army black • 25–5, *page 130*

Skirts, Army black • 25–6, *page 131*

Cummerbund, black • 25–7, *page 131*

Blouse, white formal • 25–8, *page 131*

Neck tab, black, dress • 25–9, *page 131*

Capes, Army black and blue • 25–10, *page 131*

Headgear • 25–11, *page 131*

Items normally worn with the Army black mess and black evening mess uniforms • 25–12, *page 131*

General guidelines • 25–13, *page 132*

Part Five

Accessories, Decorations, and Insignia, *page 135*

Chapter 26

Uniform Accessories, *page 135*

General • 26–1, *page 135*

Belt, web waist and buckles • 26–2, *page 135*

Beret • 26–3, *page 135*

Boots, combat, leather, black • 26–4, *page 136*

Buttons • 26–5, *page 136*

Blouse, formal, white (female mess) • 26–6, *page 137*

Cap, cold weather, AG 344/489 • 26–7, *page 137*

Capes • 26–8, *page 137*

Chaplains apparel • 26–9, *page 138*

Coats, black, all weather (male and female) • 26–10, *page 138*

Cover, cap, rain • 26–11, *page 138*

Cuff links and studs • 26–12, *page 138*

Cummerbund, black • 26–13, *page 138*

Gloves • 26–14, *page 139*

Handbags • 26–15, *page 139*

Hat, drill sergeant • 26–16, *page 140*

Judges apparel • 26–17, *page 140*

Military Police accessories • 26–18, *page 140*

Neck tabs, female • 26–19, *page 141*

Neckties, male • 26–20, *page 141*

Overshoes, black • 26–21, *page 141*

Scarves • 26–22, *page 142*

Shirts • 26–23, *page 142*

Shoes • 26–24, *page 142*

Socks • 26–25, *page 143*

Suspenders • 26–26, *page 144*

Sweaters • 26–27, *page 144*

Umbrellas, black (female only) • 26–28, *page 145*

Undergarments • 26–29, *page 145*

Contents—Continued

Vest, white, male • 26–30, *page 145*
Windbreakers, black • 26–31, *page 145*

Chapter 27

Wearing of Insignia and Accouterments, *page 155*

General • 27–1, *page 155*
General description • 27–2, *page 155*
Headgear insignia • 27–3, *page 155*
United States Insignia • 27–4, *page 156*
Insignia of grade for general officers • 27–5, *page 157*
Insignia of grade for all other officer • 27–6, *page 158*
Insignia of grade for enlisted personnel • 27–7, *page 159*
Other insignia of grade • 27–8, *page 160*
Insignia of branch—authority for • 27–9, *page 161*
Insignia of branch— • 27–10, *page 162*
Insignia for Aides • 27–11, *page 164*
Insignia of branch—how worn • 27–12, *page 165*
Insignia for U.S. Military Academy staff • 27–13, *page 166*
Insignia of branch—officer candidates • 27–14, *page 166*
Insignia for warrant officer candidates • 27–15, *page 166*
Shoulder sleeve insignia—current organization • 27–16, *page 167*
Shoulder sleeve insignia-former wartime service • 27–17, *page 168*
Branch of service colors • 27–18, *page 170*
Branch of service scarves • 27–19, *page 170*
Combat leaders identification • 27–20, *page 171*
Distinctive unit insignia • 27–21, *page 171*
Insignia, distinguishing, “U.S. ARMY,” nametape and nameplate • 27–22, *page 173*
Aiguillette, service • 27–23, *page 173*
Aiguillette, dress • 27–24, *page 174*
Service stripes • 27–25, *page 174*
Overseas service bars • 27–26, *page 175*
Brassards • 27–27, *page 176*
Distinctive items authorized for infantry personnel • 27–28, *page 177*
Distinctive items authorized for other than infantry personnel • 27–29, *page 178*

Chapter 28

Wearing Decorations, Service Medals, Badges, Unit Awards, and Appurtenances, *page 239*

General • 28–1, *page 239*
Authorization • 28–2, *page 239*
When wearing of awards is authorized. • 28–3, *page 239*
When wearing of awards is prohibited. • 28–4, *page 239*
Order of precedence by category of medal • 28–5, *page 239*
Order of precedence within categories of medals • 28–6, *page 239*
Wearing the service ribbons and lapel buttons • 28–7, *page 242*
Wearing full-size U.S. and foreign decorations and service medals • 28–8, *page 243*
Wearing miniature decorations and service medals • 28–9, *page 243*
Wear of multiple neck ribbons, broad sashes, and stars • 28–10, *page 244*
Wearing U.S. and foreign unit awards • 28–11, *page 244*
Wearing of appurtenances • 28–12, *page 246*
Badges authorized for wear on Army uniforms • 28–13, *page 247*
Badges not authorized for wear on Army uniforms • 28–14, *page 247*
Categories of badges authorized for wear on Army uniforms • 28–15, *page 247*
Marksmanship badges and tabs • 28–16, *page 247*
Combat and special skill badges and tabs • 28–17, *page 249*
Identification badges • 28–18, *page 251*

Contents—Continued

Wear of foreign badges • 28–19, *page 253*

Chapter 29

Wear of the Army Uniform by Reserve, Retired, Separated, and Civilian Personnel, *page 282*

Occasions of ceremony • 29–1, *page 282*

Wear of the uniform by members of the Army National Guard and U.S. Army Reserve • 29–2, *page 282*

Wear of the uniform by retired personnel • 29–3, *page 283*

Wear of the uniform by former members of the Army • 29–4, *page 283*

Wear of the uniform by Medal of Honor recipients • 29–5, *page 283*

Wear of medals on civilian clothes • 29–6, *page 283*

When wear of the uniform is prohibited • 29–7, *page 283*

Wear of a uniform similar to the Army uniform • 29–8, *page 283*

Wear of Distinctive Unit Insignia on Civilian Clothing • 29–9, *page 284*

Wear of uniforms by U.S. civilians • 29–10, *page 284*

Appendixes

A. References, *page 286*

B. Table of Prescribed Dress, *page 288*

C. Officer Uniform Requirements, *page 289*

D. Mandatory Possession/Wearout Dates, *page 290*

E. Clothing Bag List, *page 291*

F. Shoulder Sleeve Insignia—Former Wartime Service (SSI-FWTS), *page 292*

Table List

Table 28–1: Authority for Wear—United States Unit Award Emblems, *page 244*

Table B–1: Table of Prescribed Dress, *page 288*

Table C–1: List of major components, *page 289*

Table D–1: Possession dates of clothing bag items, *page 290*

Table D–2: Wearout dates of clothing bag items, *page 290*

Table E–1: Clothing bag list, *page 291*

Figure List

Figure 1–1: Wear of mustache, *page 7*

Figure 3–1: Temperate and hot weather battle dress uniform, with cap, sleeves rolled, *page 13*

Figure 3–2: Temperate and hot weather battle dress uniform with cap, sleeves down, *page 14*

Figure 3–3: Cold weather cap, camouflage, *page 15*

Figure 3–4: Cold weather coat, camouflage (field jacket), *page 15*

Figure 4–1: Maternity work uniform, *page 18*

Figure 5–1: Desert battle dress uniform, daytime pattern, officer, *page 21*

Figure 5–2: Desert battle dress uniform, daytime pattern, enlisted, *page 22*

Figure 5–3: Desert battle dress uniform, nighttime pattern, *page 23*

Figure 6–1: Cold weather uniform, *page 26*

Figure 6–2: Wool serge shirt, female, *page 27*

Figure 7–1: Hospital duty uniform, male, *page 30*

Figure 8–1: Hospital duty dress, *page 33*

Figure 8–2: Hospital duty pantsuit, *page 34*

Figure 9–1: Food service uniform, male, *page 37*

Figure 10–1: Food service uniform, female, *page 40*

Figure 11–1: Flight uniform, *page 43*

Figure 12–1: Combat vehicle crewman's uniform, *page 46*

Figure 12–2: Jacket, cold weather, *page 47*

Figure 13–1: Physical Fitness uniform, *page 49*

Contents—Continued

- Figure 14-1: Army green service uniform, officer, *page 54*
Figure 14-2: Service cap, green, general and field grade officers, *page 54*
Figure 14-3: Service cap, green, company grade officers, *page 55*
Figure 14-4: Service cap, green, warrant officers, *page 55*
Figure 14-5: Garrison cap, officers, *page 55*
Figure 14-6: Army green uniform, enlisted, *page 56*
Figure 14-7: Service cap, green, enlisted, *page 56*
Figure 14-8: Garrison cap, enlisted, *page 57*
Figure 14-9: Class B Army green uniform, long sleeve shirt and tie, *page 58*
Figure 14-10: Class B Army green uniform, short sleeve shirt and tie, *page 59*
Figure 14-11: Class B Army green uniform, short sleeve shirt without tie, *page 60*
Figure 15-1: Army green uniform with slacks, officer, *page 65*
Figure 15-2: Garrison cap, officer, *page 66*
Figure 15-3: Army green service hat, general and field grade officers, *page 66*
Figure 15-4: Army green service hat, company grade officers, *page 66*
Figure 15-5: Army green service hat, warrant officers, *page 66*
Figure 15-6: Army green uniform with skirt, enlisted, *page 67*
Figure 15-7: Garrison cap, enlisted, *page 68*
Figure 15-8: Army green service hat, enlisted, *page 68*
Figure 15-9: Class B variations of the Army green uniform, female, *page 69*
Figure 15-9: Class B variations of the Army green uniform, female—Continued, *page 70*
Figure 16-1: Army green maternity service uniform, Class A, *page 74*
Figure 16-2: Army green maternity service uniform, Class B, *page 75*
Figure 17-1: Army white uniform, officer, *page 78*
Figure 17-2: Service cap, white, general and field grade officers, *page 78*
Figure 17-3: Service cap, white, company grade officers, *page 79*
Figure 17-4: Service cap, white, warrant officers, *page 79*
Figure 17-5: Army white uniform, enlisted, *page 80*
Figure 17-6: Service cap, white, enlisted, *page 81*
Figure 18-1: Army white uniform, female, *page 83*
Figure 19-1: Army blue uniform, officer, *page 87*
Figure 19-2: Service cap, blue, general officers, *page 88*
Figure 19-3: Service cap, blue, field grade officers, *page 88*
Figure 19-4: Service cap, blue, company grade officers, *page 88*
Figure 19-5: Service cap, blue, warrant officers, *page 88*
Figure 19-6: Army blue uniform, enlisted, *page 89*
Figure 19-7: Service cap, blue, enlisted, *page 90*
Figure 20-1: Army blue uniform, female, *page 93*
Figure 21-1: Army white mess uniform, general officers, *page 97*
Figure 21-2: Army white evening mess uniform, other officers, *page 98*
Figure 21-3: Army white mess uniform, enlisted, *page 99*
Figure 21-4: Sleeve ornamentation, white mess, General of the Army, *page 100*
Figure 21-5: Sleeve ornamentation, white mess, general, *page 100*
Figure 21-6: Sleeve ornamentation, white mess, lieutenant general, *page 100*
Figure 21-7: Sleeve ornamentation, white mess, major general, *page 101*
Figure 21-8: Sleeve ornamentation, white mess, brigadier general, *page 101*
Figure 21-9: Sleeve ornamentation, white mess, field and company grade officers, *page 101*
Figure 21-10: Sleeve ornamentation, white mess, warrant officers, *page 102*
Figure 21-11: Sleeve ornamentation, white mess, enlisted, *page 102*
Figure 21-12: Shoulder knot, *page 102*
Figure 22-1: Army white evening mess uniform, general officer (old version), *page 106*
Figure 22-2: Army white mess uniform, other officers (new version), *page 107*
Figure 22-3: Army white mess uniform, enlisted (new version), *page 108*
Figure 22-4: Sleeve ornamentation, white mess, General of the Army, *page 109*
Figure 22-5: Sleeve ornamentation, white mess, General, *page 109*

Contents—Continued

- Figure 22–6: Sleeve ornamentation, white mess, Lieutenant General, *page 109*
Figure 22–7: Sleeve ornamentation, white mess, major general, *page 110*
Figure 22–8: Sleeve ornamentation, white mess, brigadier general, *page 110*
Figure 22–9: Sleeve ornamentation, white mess, field and company grade officers, *page 110*
Figure 22–10: Sleeve ornamentation, white mess, warrant officers, *page 111*
Figure 22–11: Sleeve ornamentation, white mess, enlisted, *page 111*
Figure 22–12: Shoulder knot, *page 111*
Figure 23–1: Army blue mess uniform, general officers, *page 115*
Figure 23–2: Army blue evening mess uniform, other officers, *page 116*
Figure 23–3: Army blue mess uniform, enlisted, *page 117*
Figure 23–4: Sleeve ornamentation, blue mess, General of the Army, *page 118*
Figure 23–5: Sleeve ornamentation, blue mess, General, *page 118*
Figure 23–6: Sleeve ornamentation, blue mess, Lieutenant General, *page 118*
Figure 23–7: Sleeve ornamentation, blue mess, Major General, *page 119*
Figure 23–8: Sleeve ornamentation, blue mess, Brigadier, *page 119*
Figure 23–9: Sleeve ornamentation, blue mess, field and company grade officers, *page 119*
Figure 23–10: Sleeve ornamentation, blue mess, warrant officers, *page 120*
Figure 23–11: Sleeve ornamentation, blue mess, enlisted, *page 120*
Figure 23–12: Shoulder knot, *page 120*
Figure 24–1: Army blue mess uniform, general officers, *page 124*
Figure 24–2: Army blue evening mess uniform, other officers, *page 125*
Figure 24–3: Army blue mess uniform, enlisted, *page 126*
Figure 24–4: Sleeve ornamentation, blue mess, General of the Army, *page 127*
Figure 24–5: Sleeve ornamentation, blue mess, General, *page 127*
Figure 24–6: Sleeve ornamentation, blue mess, Lieutenant General, *page 127*
Figure 24–7: Sleeve ornamentation, blue mess, Major General, *page 128*
Figure 24–8: Sleeve ornamentation, blue mess, Brigadier General, *page 128*
Figure 24–9: Sleeve ornamentation, blue mess, field and company grade officers, *page 128*
Figure 24–10: Sleeve ornamentation, blue mess, warrant officers, *page 129*
Figure 24–11: Sleeve ornamentation, blue mess, enlisted, *page 129*
Figure 24–12: Shoulder knot, *page 129*
Figure 25–1: Army black evening mess uniform, general officers, *page 133*
Figure 25–2: Army black mess uniform, other officers, *page 134*
Figure 26–1: Black buckle, *page 146*
Figure 26–2: Brass buckle, *page 146*
Figure 26–3: Organizational beret with flash, *page 146*
Figure 26–4: Regular Army button, *page 147*
Figure 26–5: Corps of Engineers button, *page 147*
Figure 26–6: Cold weather service cap, AG 344., *page 147*
Figure 26–7: Black cape, female officers, *page 148*
Figure 26–8: Blue cape, female officers, *page 148*
Figure 26–9: Blue cape, male officers, *page 149*
Figure 26–10: Army black all weather coats, *page 149*
Figure 26–11: Handbag, service, black, *page 150*
Figure 26–12: Hat, drill sergeant, female, *page 150*
Figure 26–13: Hat, drill sergeant, male, *page 150*
Figure 26–14: MP accessories, male, *page 151*
Figure 26–15: MP accessories, female, *page 152*
Figure 26–16: Sweater, cardigan, female, *page 153*
Figure 26–17: Sweater, cardigan, male, *page 153*
Figure 26–18: Sweater, pullover, *page 154*
Figure 26–19: Windbreakers, *page 154*
Figure 27–1: Garrison cap, officer insignia, *page 179*
Figure 27–2: Garrison cap, officer, airborne insignia, *page 180*
Figure 27–3: Garrison cap, enlisted, DUI, *page 180*

Contents—Continued

- Figure 27-4: Garrison cap, enlisted, airborne, *page 180*
Figure 27-5: Service cap insignia, commissioned officer, male, *page 181*
Figure 27-6: Service cap insignia, warrant officer, male, *page 181*
Figure 27-7: Service cap insignia, Sergeant Major of the Army, *page 181*
Figure 27-8: Service cap insignia, commissioned officer, female, *page 181*
Figure 27-9: Service cap insignia, enlisted, male, *page 182*
Figure 27-10: Service cap insignia, enlisted, female, *page 182*
Figure 27-11: Organizational beret with flash, *page 182*
Figure 27-12: Organizational beret with flash, officer, *page 182*
Figure 27-13: Organizational beret with flash, enlisted, *page 183*
Figure 27-14: Organizational baseball cap, enlisted, *page 183*
Figure 27-15: Helmet cover with rank insignia, *page 183*
Figure 27-16: Helmet insignia, MP, *page 184*
Figure 27-17: Helmet insignia, MP division unit, *page 184*
Figure 27-18: Helmet insignia, MP corps unit, *page 184*
Figure 27-19: Helmet insignia, MP Army unit, *page 185*
Figure 27-20: BDU cap insignia, officer, *page 185*
Figure 27-21: BDU cap insignia, enlisted, *page 185*
Figure 27-22: “U.S.” insignia, officer, *page 186*
Figure 27-23: Wear of “U.S.” insignia, officer, male, *page 186*
Figure 27-24: Wear of “U.S.” insignia, officer, female, Army blue and white uniforms, *page 186*
Figure 27-25: Wear of “U.S.” insignia, officer, female, Army green uniform, *page 187*
Figure 27-26: “U.S.” insignia, enlisted, *page 187*
Figure 27-27: Wear of “U.S.” insignia, enlisted, male, *page 187*
Figure 27-28: Wear of “U.S.” insignia, enlisted, female, Army blue and white uniforms, *page 188*
Figure 27-29: Wear of “U.S.” insignia, enlisted, female, Army green uniform, *page 188*
Figure 27-30: Insignia of grade, General of the Army, *page 189*
Figure 27-31: Insignia of grade, General, *page 189*
Figure 27-32: Insignia of grade, Lieutenant General, *page 189*
Figure 27-33: Insignia of grade, Major General, *page 189*
Figure 27-34: Insignia of grade, Brigadier General, *page 190*
Figure 27-35: Insignia of grade, General of the Army, on shoulder loop, *page 190*
Figure 27-36: Insignia of grade, General of the Army, on garrison cap, *page 190*
Figure 27-37: Insignia of grade, other general officers, on shoulder loop, *page 191*
Figure 27-38: Insignia of grade, other general officer, on utility shirt collar, *page 191*
Figure 27-39: Insignia of grade, other general officers, on garrison cap, *page 191*
Figure 27-40: Insignia of grade, Colonel, *page 192*
Figure 27-41: Insignia of grade, Lieutenant Colonel (silver), *page 192*
Figure 27-42: Insignia of grade, Major (gold), *page 192*
Figure 27-43: Insignia of grade, Captain, *page 193*
Figure 27-44: Insignia of grade, First Lieutenant, *page 193*
Figure 27-45: Insignia of grade, Second Lieutenant (gold), *page 193*
Figure 27-46: Insignia of grade, Chief warrant officer 5 and Master warrant officer 4, *page 193*
Figure 27-47: Insignia of grade, Chief Warrant Officer 4, *page 194*
Figure 27-48: Insignia of grade, Chief Warrant Officer 3, *page 194*
Figure 27-49: Insignia of grade, Chief Warrant Officer 2, *page 194*
Figure 27-50: Insignia of grade, Warrant Officer 1, *page 195*
Figure 27-51: Insignia of grade, other officers on shoulder loops, *page 195*
Figure 27-52: Insignia of grade, subdued, other officers on utility shirt collar, *page 195*
Figure 27-53: Insignia of grade, Sergeant Major of the Army, *page 196*
Figure 27-54: Insignia of grade, Command Sergeant Major, *page 196*
Figure 27-55: Insignia of grade, Sergeant Major, *page 196*
Figure 27-56: Insignia of grade, First Sergeant, *page 196*
Figure 27-57: Insignia of grade, Master Sergeant, *page 197*
Figure 27-58: Insignia of grade, Sergeant First Class, *page 197*

Contents—Continued

- Figure 27-59: Insignia of grade, Staff Sergeant, *page 197*
Figure 27-60: Insignia of grade, Sergeant, *page 197*
Figure 27-61: Insignia of grade, Corporal, *page 198*
Figure 27-62: Insignia of grade, Private First Class, *page 198*
Figure 27-63: Insignia of grade, Private, E2, *page 198*
Figure 27-64: Insignia of grade, Specialist, *page 199*
Figure 27-65: Wear of sew-on insignia of grade, enlisted, *page 199*
Figure 27-66: Pin-on insignia of grade, enlisted, *page 200*
Figure 27-67: Wear of polished pin-on insignia of grade on collars, *page 200*
Figure 27-68: Wear of subdued pin-on and embroidered insignia of grade on collars, *page 200*
Figure 27-69: Shoulder marks, officer, *page 201*
Figure 27-70: Shoulder marks, enlisted, *page 202*
Figure 27-71: Shoulder straps, *page 203*
Figure 27-72: Shoulder boards, *page 204*
Figure 27-73: Insignia of branch, Adjutant General's Corps, *page 205*
Figure 27-74: Insignia of branch, Air Defense Artillery, *page 205*
Figure 27-75: Insignia of branch, Armor, *page 205*
Figure 27-76: Insignia of branch, Army Medical Specialist Corps, officer, *page 205*
Figure 27-77: Insignia of branch, Army Nurse Corps, officer, *page 206*
Figure 27-78: Collar insignia, Command Sergeant Major, *page 206*
Figure 27-79: Insignia of branch, Aviation, *page 207*
Figure 27-80: Collar insignia, Cavalry, *page 207*
Figure 27-81: Insignia of branch, Chaplain, officer, *page 208*
Figure 27-82: Collar insignia, Chaplain Assistant, enlisted, *page 208*
Figure 27-83: Insignia of branch, Chemical Corps, *page 208*
Figure 27-84: Insignia of branch, Civil Affairs, *page 209*
Figure 27-85: Insignia of branch, Corps of Engineers, *page 209*
Figure 27-86: Insignia of branch, Dental Corps, officer, *page 209*
Figure 27-87: Insignia of branch, Field Artillery, *page 210*
Figure 27-88: Insignia of branch, Finance Corps, *page 210*
Figure 27-89: Insignia of branch, General Staff, officer, *page 210*
Figure 27-90: Insignia of branch, Infantry, *page 211*
Figure 27-91: Insignia of branch, Inspector General Corps, *page 211*
Figure 27-92: Insignia of branch, Judge Advocate General's Corps, *page 211*
Figure 27-93: Insignia of branch, Medical Corps, *page 212*
Figure 27-94: Insignia of branch, Medical Service Corps, officer, *page 212*
Figure 27-95: Insignia of branch, Military Intelligence, *page 212*
Figure 27-96: Insignia of branch, Military Police Corps, *page 213*
Figure 27-97: Insignia of branch, National Guard Bureau, officer, *page 213*
Figure 27-98: Insignia of branch, Ordnance Corps, *page 213*
Figure 27-99: Insignia of branch, Psychological Operations, enlisted, *page 214*
Figure 27-99.1: Insignia of branch, Public Affairs, enlisted, *page 214*
Figure 27-100: Insignia of branch, Quartermaster Corps, *page 214*
Figure 27-101: Insignia of branch, Signal Corps, *page 215*
Figure 27-102: Insignia of branch, Staff Specialist, ARNG/USAR, officer, *page 215*
Figure 27-103: Insignia of branch, Special Forces, *page 215*
Figure 27-104: Collar insignia, Sergeant Major of the Army, *page 216*
Figure 27-105: Insignia of branch, Transportation Corps, *page 216*
Figure 27-106: Insignia of branch, Veterinary Corps, officer, *page 216*
Figure 27-107: Insignia of branch, Warrant Officer, *page 217*
Figure 27-108: Insignia for Aides to the President of the United States, *page 217*
Figure 27-109: Insignia for Aides to the Vice-President of the United States, *page 217*
Figure 27-110: Insignia for Aides to the Secretary of Defense, *page 218*
Figure 27-111: Insignia for Aides to the Secretary of the Army, *page 218*
Figure 27-112: Insignia for Aides to the Under Secretary of the Army, *page 218*

Contents—Continued

- Figure 27–113: Insignia for Aides to the Chairman, Joint Chiefs of Staff, *page 219*
Figure 27–114: Insignia for Aides to the Vice Chairman, Joint Chiefs of Staff, *page 219*
Figure 27–115: Insignia for Aides to the Chief of Staff of the Army, *page 219*
Figure 27–116: Insignia for Aides to the Vice Chief of Staff of the Army, *page 219*
Figure 27–117: Insignia for Aides to a General of the Army, *page 220*
Figure 27–118: Insignia for Aides to a General, *page 220*
Figure 27–119: Insignia for Aides to a Lieutenant General, *page 220*
Figure 27–120: Insignia for Aides to a Major General, *page 220*
Figure 27–121: Insignia for Aides to a Brigadier General, *page 221*
Figure 27–122: Wear of insignia of branch on the Army green, blue and white uniforms, male officers, *page 221*
Figure 27–123: Wear of insignia of branch on the hospital duty uniform, *page 221*
Figure 27–124: Wear of chaplain insignia on the AG 415 shirt, *page 222*
Figure 27–125: Wear of insignia of branch on the Army green, blue, and white uniforms, male, enlisted, *page 222*
Figure 27–126: Wear of insignia of branch on the Army blue and white uniforms, female, officer, *page 222*
Figure 27–127: Wear of insignia of branch on the Army green uniform, female, officer, *page 223*
Figure 27–128: Wear of insignia of branch on the Army blue and white uniforms, female, enlisted, *page 223*
Figure 27–129: Wear of insignia of branch on the Army green uniform, female, enlisted, *page 223*
Figure 27–130: U.S. Military Academy staff personnel insignia, *page 224*
Figure 27–131: Officer candidate insignia, *page 224*
Figure 27–132: Wear of officer candidate insignia on coat lapels, *page 224*
Figure 27–133: Wear of officer candidate insignia on shirt collars, *page 225*
Figure 27–134: Wear of officer candidate insignia on garrison cap, *page 225*
Figure 27–135: Wear of officer candidate insignia on helmet liner, *page 225*
Figure 27–136: Wear of officer candidate scarf, *page 226*
Figure 27–137: Warrant officer candidate insignia, *page 226*
Figure 27–138: Wear of shoulder sleeve insignia, current organization, *page 226*
Figure 27–139: Wear of shoulder sleeve insignia, former wartime organization, *page 227*
Figure 27–140: Wear of combat leaders identification on shoulder loops, *page 227*
Figure 27–141: Wear of distinctive unit insignia on shoulder loops, *page 227*
Figure 27–142: Wear of distinctive unit insignia/regimental distinctive insignia on black pullover sweater, *page 228*
Figure 27–143: Wear of regimental distinctive insignia on Army green, blue and white uniforms, *page 228*
Figure 27–144: Wear of regimental distinctive insignia on the Army blue and white mess uniforms, male, *page 228*
Figure 27–145: Insignia, distinguishing, “U.S. ARMY”, *page 229*
Figure 27–146: Wear of “U.S. ARMY” distinguishing tape and nametape, *page 229*
Figure 27–147: Wear of nameplate on Army green uniform, female, *page 229*
Figure 27–148: Wear of service aiguillettes, *page 230*
Figure 27–149: Wear of dress aiguillettes, *page 230*
Figure 27–150: Wear of service stripes, *page 230*
Figure 27–151: Wear of service stripes on Army blue and white uniforms, enlisted, *page 231*
Figure 27–152: Wear of overseas service bars, *page 231*
Figure 27–153: Wear of brassards, *page 231*
Figure 27–154: Brassard, sergeant, *page 232*
Figure 27–155: Brassard, corporal, *page 232*
Figure 27–156: Brassard, captain, *page 232*
Figure 27–157: Brassard, first lieutenant, *page 232*
Figure 27–158: Brassard, second lieutenant, *page 233*
Figure 27–159: Brassard, armed forces police, *page 233*
Figure 27–160: Brassard, Army community service, *page 233*
Figure 27–161: Brassard, explosive ordnance disposal, *page 233*
Figure 27–162: Brassard, gas, *page 234*
Figure 27–163: Brassard, Geneva Convention, *page 234*
Figure 27–164: Brassard, mourning, *page 234*
Figure 27–165: Brassard, military police, *page 234*
Figure 27–166: Brassard, movement control, *page 235*
Figure 27–167: Brassard, Officer of the Day, *page 235*

Contents—Continued

- Figure 27–168: Brassard, Officer of the Guard, *page 235*
Figure 27–169: Brassard, photographer, *page 235*
Figure 27–170: Brassard, port, *page 236*
Figure 27–171: Brassard, trainee in leadership position, *page 236*
Figure 27–172: Brassard, unit police, *page 236*
Figure 27–173: Brassard, Veterinary Corps, *page 236*
Figure 27–174: Brassard, CID, *page 237*
Figure 27–175: Distinctive items authorized for infantry personnel, *page 237*
Figure 27–176: Wear of airborne background trimming, *page 237*
Figure 27–177: Regimental numbers attached to insignia, *page 238*
Figure 28–1: Wear of ribbons centered and aligned to the left, *page 253*
Figure 28–2: Wear of ribbons, male, *page 253*
Figure 28–3: Wear of ribbons, female, *page 254*
Figure 28–4: Wear of full size and miniature medals, male, *page 254*
Figure 28–5: Wear of full size and miniature medals, female, *page 254*
Figure 28–6: Wear of Medal of Honor, *page 255*
Figure 28–7: Wear of miniature medals on mess uniforms, male, *page 255*
Figure 28–8: Wear of miniature medals on mess uniforms, female, *page 255*
Figure 28–9: Wear of multiple neck ribbons, male, *page 256*
Figure 28–10: Wear of multiple neck ribbons, female, *page 256*
Figure 28–11: Wear of sash and stars, male, *page 256*
Figure 28–12: Wear of sash and stars, female, *page 257*
Figure 28–13: Wear of unit awards, male, *page 257*
Figure 28–14: Wear of unit awards, female, *page 257*
Figure 28–15: U.S. Distinguished International Shooter Badge, *page 258*
Figure 28–16: Distinguished Rifleman badge, *page 258*
Figure 28–17: Distinguished Pistol Shot badge, *page 258*
Figure 28–18: U.S. Army Excellence in Competition Rifleman badge, *page 258*
Figure 28–19: U.S. Army Excellence in Competition Pistol Shot badge, *page 259*
Figure 28–20: Marksmanship qualification badges, *page 259*
Figure 28–21: Wear of one marksmanship or one special skill badge on the pocket flap, male, *page 260*
Figure 28–22: Wear of two marksmanship or two special skill badges on the pocket flap, male, *page 260*
Figure 28–23: Wear of one special skill and one marksmanship badge on the pocket flap, male, *page 260*
Figure 28–24: Wear of one special skill and two marksmanship badges on the pocket flap, male, *page 261*
Figure 28–25: Wear of one special skill and two marksmanship badges on the pocket flap, male, *page 261*
Figure 28–26: Wear two special skill and one marksmanship badges on the pocket flap, male, *page 261*
Figure 28–27: Wear of one marksmanship or one special skill badge below the ribbons, female, *page 262*
Figure 28–28: Wear of two special skill or two marksmanship badges below the ribbons, female, *page 262*
Figure 28–29: Wear of one special skill and one marksmanship badge below the ribbons, female, *page 262*
Figure 28–30: Wear of two special skill and one marksmanship or one special skill and two marksmanship or three marksmanship badges below the ribbons, female, *page 263*
Figure 28–31: President's Hundred Tab, *page 263*
Figure 28–32: Wear of President's Hundred Tab, *page 263*
Figure 28–33: Combat Infantry badges, *page 264*
Figure 28–34: Expert Infantry badge, *page 264*
Figure 28–35: Combat medical badges, *page 265*
Figure 28–36: Expert Field Medical Badge, *page 265*
Figure 28–37: Army Astronaut device, *page 265*
Figure 28–38: Army Aviator badges, *page 266*
Figure 28–39: Flight Surgeon Badges, *page 266*
Figure 28–40: Aircraft Crewman Badges, *page 267*
Figure 28–41: Glider Badge, *page 267*
Figure 28–42: Parachutist Badges, *page 267*
Figure 28–43: Parachutist Badges with combat jump device, *page 268*
Figure 28–44: Pathfinder badge, *page 268*

Contents—Continued

- Figure 28-45: Air Assault badge, *page 269*
Figure 28-46: Diver badges, *page 269*
Figure 28-47: Driver and Mechanic badge and clasps, *page 270*
Figure 28-48: Explosive Disposal badges, *page 270*
Figure 28-49: Parachutist Rigger badge, *page 271*
Figure 28-50: Nuclear Reactor Operator badge, *page 271*
Figure 28-51: Physical fitness patch, *page 271*
Figure 28-52: Wear of combat and special skill badges above and below ribbons, male, *page 272*
Figure 28-53: Wear of combat and special skill badges above and below ribbons, female, *page 272*
Figure 28-54: Wear of special badges above ribbons, male, *page 272*
Figure 28-55: Wear of special skill badges above ribbons, female, *page 273*
Figure 28-56: Wear of subdued combat and special skill badges, *page 273*
Figure 28-57: Ranger tab, *page 273*
Figure 28-58: Wear of multiple special skill tabs, *page 273*
Figure 28-59: Wear of metal tab replicas on Army dress uniforms, *page 274*
Figure 28-60: Wear of metal tab replicas on Army mess uniforms, *page 274*
Figure 28-61: Special Forces Tab, *page 274*
Figure 28-62: Presidential Service Identification Badge, *page 274*
Figure 28-63: Vice-Presidential Service Identification Badge, *page 275*
Figure 28-64: Secretary of Defense Identification Badge, *page 275*
Figure 28-65: Joint Chiefs of Staff Identification Badge, *page 275*
Figure 28-66: Army Staff Identification Badge, *page 276*
Figure 28-67: Guard, Tomb of the Unknown Soldier Identification Badge, *page 276*
Figure 28-68: Drill Sergeant Identification Badge, *page 276*
Figure 28-69: U.S. Army Recruiter Identification Badge, Active Army and USAR, *page 277*
Figure 28-70: Master (with wreath), *page 277*
Figure 28-71: Army National Guard Recruiter Identification Badge, (Basic-silver; Senior-gold), *page 277*
Figure 28-72: Career Counselor Identification Badge, *page 278*
Figure 28-73: Military Police Identification Badge, *page 278*
Figure 28-74: Army Medical Department Identification Badge (Temporary), *page 278*
Figure 28-75: Wear of identification badges on service and dress uniforms, male, *page 279*
Figure 28-76: Wear of identification badges on mess uniforms, *page 279*
Figure 28-77: Wear of identification badges on service and dress uniforms, female, *page 279*
Figure 28-78: Wear of identification badges on mess uniforms, female, *page 280*
Figure 28-79: Wear of military police identification badge, male, *page 280*
Figure 28-80: Wear of military police identification badge, female, *page 280*
Figure 28-81: Wear of foreign award, male, *page 281*
Figure 28-82: Wear of foreign award, female, *page 281*
Figure 28-83: Wear of identification badges on AG 415 shirt, female (optional method), *page 281*
Figure 29-1: Shoulder sleeve insignia, retirees, *page 285*
Figure 29-12: Insignia for civilians, *page 285*

Glossary

Index

Part One

General Information and Responsibilities

Chapter 1

Introduction

1-1. Purpose

This regulation prescribes the authorization for wear, composition, and classification of uniforms, and occasions for wear for all personal (clothing bag issue), optional, and commonly worn organizational Army uniforms. This regulation also prescribes the awards, insignia, and accouterments authorized for wear on the uniform, and how these items will be worn. General information on the authorized material, design, and uniform quality control system is also provided.

1-2. References

Required and related publications are listed in appendix A.

1-3. Explanation of abbreviations and terms

Abbreviations and special terms used in this regulation are explained in the glossary.

1-4. General

a. Only uniforms, accessories, and insignia prescribed in this regulation or in the Common Tables of Allowance (CTA), or as approved by Headquarters, Department of the Army (HQDA), will be worn by personnel in the U.S. Army. Unless specified in this regulation, wear policies for organizational clothing and equipment will be established by the commander issuing the clothing and equipment. No item governed by this regulation will be altered in any way that changes the basic design or the intended concept of fit as described in TM 10-227 and AR 700-84, including plating, smoothing or removing detail features of metal items, or otherwise altering the color or appearance. All illustrations in this regulation should coincide with text. The written description will control any inconsistencies between the text and the illustration.

b. Army Regulation 700-86 prescribes Department of the Army policies, responsibilities, and administrative procedures by which all clothing and individual equipment used by Army personnel are initiated, designed, developed, tested, approved, fielded, and modified.

c. In accordance with 10 USC 771, no person, unless otherwise authorized by law, except a member of the U.S. Army may wear the uniform or a distinctive part of the uniform of the U.S. Army; or a uniform any part of which is similar to a distinctive part of the uniform of the U.S. Army. This includes the distinctive uniforms and uniform items listed in paragraph 1-12, this regulation. Further, soldiers are not authorized to wear distinctive uniforms or uniform items of the U.S. Army or other U.S. Services with or on civilian clothes, except as provided in chapters 13, 28 and 29 of this regulation.

1-5. How to recommend changes to Army uniforms

a. *Army Ideas for Excellence Program (AIEP)*. If the major Army command (MACOM) recommends approval of an AIEP suggestion, the recommendation will be forwarded to the Project Manager, Soldier (PM-S), 14050 Dawson Beach Road, Woodbridge, VA 22194-4206, for consideration. Each suggestion forwarded to the Project Manager will reflect the MACOM position; contain all appropriate supporting documentation; and be signed by the commander, deputy commander, chief of staff, or comparable level. Suggestions not recommended for adoption at any level will not be forwarded. Suggestions forwarded to the Project Manager without a MACOM position will be returned to the MACOM for action.

b. *General comments and suggestions*. Comments and suggestions regarding the policy, criteria, and administrative instructions concerning individual military decorations, the Good Conduct Medal, service medals and service ribbons, combat and special skill badges and tabs, and unit decorations will be processed per AR 672-5-1.

1-6. Classification of service and utility or field uniforms

a. The class A service uniform for men consists of the Army green coat and trousers, a short or long sleeve AG 415 shirt, a black four-in-hand tie, and other authorized accessories.

b. The class B service uniform for men is the same as class A except the service coat is not worn. The black four-in-hand tie is required when wearing the long sleeve AG 415 shirt; the tie is optional with the short sleeve shirt.

c. The class A service uniform for women consists of the Army green coat and skirt or slacks; a short or long sleeve AG 415 shirt, a black neck tab; and other authorized accessories. The Army green maternity uniform (slacks or skirt) is also classified as a class A service uniform when the tunic is worn. The neck tab will be worn with both the short and long sleeve maternity shirts when the tunic is worn.

d. The class B service uniform for women is the same as the class A except neither the service coat nor the

maternity tunic is worn. The black neck tab is required when wearing the long sleeve AG 415 shirt and the long sleeve maternity shirt. It is optional with the short sleeve version of both shirts.

e. Class C uniforms are utility, field, and other organizational uniforms such as hospital duty and food service uniforms.

f. See appendix B for the Table of Prescribed Dress.

1–7. Personal appearance policies

a. General. The Army is a uniformed service where discipline is judged, in part, by the manner in which the individual wears the uniform as prescribed. Therefore, a neat and well-groomed appearance by soldiers is fundamental to the Army and contributes to building the pride and esprit essential to an effective military force. A vital ingredient of the Army's strength and military effectiveness is the pride and self-discipline that American soldiers bring to their Service. It is the responsibility of commanders to ensure that military personnel under their command present a neat and soldierly appearance. It is the duty of all soldiers to take pride in their appearance at all times. Physical fitness and acceptable weight standards are also factors in personal appearance.

b. Exceptions to appearance standards based on religious practices.

(1) Subject to temporary revocation due to health, safety, or mission requirements, soldiers may wear:

(a) Religious apparel, articles, and jewelry that are not visible or apparent. "Religious apparel" is defined as articles of clothing worn as part of the observance of the religious faith practiced by the soldier.

(b) Visible or apparent religious articles, symbols, and jewelry under the same circumstances as authorized for nonreligious reasons. Hair and grooming practices are governed by paragraph 1–8, this regulation.

(2) Soldiers may wear an item of religious apparel while wearing the Army uniforms, except when wearing the item would interfere with the performance of the soldier's duties, or when the item is not neat and conservative.

(3) Application of the term "neat and conservative" is not intended to limit the wear of religious apparel during worship services or other rites and rituals distinct to a faith or denominational group. However, commanders may, for operational or safety reasons, place reasonable limits on the wear of nonsubdued items of religious apparel during worship services or other rites and rituals conducted in the field.

(4) When a soldier is wearing an Army uniform outside of worship services or other rites and rituals, neat and conservative items of religious apparel are those that—

(a) Are discreet in style and design, and subdued in brightness or color.

(b) Do not replace or interfere with the proper wearing of any prescribed article of the uniform.

(c) Are not temporarily or permanently affixed or appended to any prescribed article of the uniform.

(5) Soldiers may submit requests for other exceptions to uniform wear and appearance standards to accommodate religious practices. These requests may be made per AR 600–20, paragraph 5–6 and DA PAM 600–75. Such requests should be forwarded through command channels to The Committee for Review of Accommodation of Religious Practices within the U.S. Army, HQDA (DAPE–HR–S), Washington, DC 20310–0300.

(6) Chaplains may wear religious attire as described in this regulation, CTA 50–909, and AR 165–1 in the performance of religious services.

(7) Religious based exceptions to policy given soldiers under AR 600–20 prior to 1 January 1986 will continue in effect for them as long as they remain otherwise qualified for retention. Per AR 600–20, soldiers granted authority to wear unshorn hair, unshorn beard, or permanent religious jewelry under AR 600–20 will not be assigned on a permanent change of station or sent on temporary duty out of the continental United States, due to health and safety considerations.

1–8. Hair and fingernail standards and grooming policies

a. Hair.

(1) *General.* There are many hair styles that are acceptable in the Army. So long as the soldier's hair is kept in a neat, clean manner, the acceptability of the style will be judged solely by the criteria described below. Extreme or fad style haircuts or hairstyles are not authorized. If dyes, tints, or bleaches are used, colors used must be natural to human hair and not present an extreme appearance. Lines or designs will not be cut into the hair or scalp. Styles of hair and texture differ among the different ethnic groups and these differences affect the length and bulk of hair as well as the style worn by each soldier. Haircuts, without reference to style, will conform to the following standards.

(2) *Male.*

(a) The hair on top of the head will be neatly groomed. The length and bulk of the hair will not be excessive or present a ragged, unkempt, or extreme appearance. Hair will present a tapered appearance and when combed will not fall over the ears or eyebrows or touch the collar except for the closely cut hair at the back of the neck. The block cut fullness in the back is permitted in moderate degree as long as the tapered look is maintained. In all cases, the bulk or length of hair will not interfere with the normal wear of headgear or protective masks.

(b) Sideburns will be neatly trimmed. The base will not be flared and will be a clean-shaven, horizontal line. Sideburns will not extend below the lowest part of the exterior ear opening.

(c) The face will be clean-shaven, except mustaches are permitted. If a mustache is worn, it will be kept neatly

trimmed, tapered, and tidy and will not present a chopped-off appearance. No portion of the mustache will cover the upper lip line or extend sideways beyond a vertical line drawn upward from the corner of the mouth. See figure 1–1. Handlebar mustaches, goatees, and beards are not authorized. If beard growth is prescribed by appropriate medical authority, the length required for medical treatment will also be specified. For example, “A neatly trimmed beard is authorized. The length will not exceed 1/4 inch.” (See TB MED 287.)

(d) The wearing of a wig or hairpiece by male personnel in uniform or on duty is prohibited except as indicated in (e) below or to cover natural baldness or physical disfigurement caused by accident or medical procedure. When worn, it will conform to the standard haircut criteria as stated.

(e) Army National Guard (ARNG) and U.S. Army Reserve (USAR) personnel may wear a wig or hairpiece during unit training assemblies and when serving on active duty for training for 30 days or less, or on full-time training duty for 30 days or less, if it conforms to the standard haircut criteria stated above and does not interfere with performance of duty. When ordered for a period of more than 30 days to active duty, active duty for training, or full time training duty, the wearing of a wig or hairpiece by male members of the ARNG and the USAR in uniform or on duty is prohibited except as provided in (d) above.

(3) *Female.*

(a) Hair will be neatly groomed. The length and bulk of the hair will not be excessive or present a ragged, unkempt, or extreme appearance. Hair will not fall over the eyebrows or extend below the bottom edge of the collar. Hair styles will not interfere with proper wearing of military headgear or protective masks.

(b) A hairnet will not be worn unless it is required for health or safety reasons. If the commander requires its wear, it will be provided at no cost to the soldier.

(c) Wigs or hairpieces may be worn as long as the wig or hairpiece is of a natural hair color and the style and length conform to appearance standards.

(d) Hair holding ornaments (such as but not limited to, barrettes, pins, clips, bands), if used, must be unadorned and plain and must be transparent or similar in color to the hair, and will be inconspicuously placed. Beads or similar ornamental items are not authorized.

b. *Cosmetics.* Female soldiers are authorized to wear cosmetics applied conservatively (as determined by the commander) and in good taste. Exaggerated or faddish cosmetic styles are inappropriate with the uniform and will not be worn. Lipstick and nail polish may be worn with all uniforms as long as the color is conservative and complements the uniform. Extreme shades of lipstick and nail polish such as purple, gold, blue, and white will not be worn.

c. *Fingernails.* All personnel will keep fingernails clean and neatly trimmed so as not to interfere with performance of duty, detract from the military image, or present a safety hazard.

d. *Hygiene and body grooming.* Soldiers are expected to maintain good daily hygiene and wear their uniforms so as not to detract from the overall military appearance. Tattooing in areas of the body, (i.e., face, legs) that would cause the tattoo to be exposed while in class A uniform, detract from a soldierly appearance.

1–9. Uniform appearance and fit

a. *Appearance.* All personnel will maintain a high standard of dress and appearance. Uniforms will be properly fitted (trousers, pants, or skirts should not fit tightly), clean, serviceable, and pressed as necessary. Personnel must project a military image that leaves no doubt that they live by a common military standard and are responsible to military order and discipline. Personnel will ensure that when articles are carried in pockets; i.e., wallets, checkbooks, combs, and keys, these articles do not protrude from the pocket or present a bulky appearance. Items such as keys and key chains will not be attached to belt loops or belts unless required for duties being performed; i.e., charge of quarters or armorer. While in uniform, personnel will not place their hands in their pockets except momentarily to place or retrieve objects. Uniforms will be kept buttoned, zipped, and snapped; metallic devices such as metal insignia, belt buckles, and belt tips will be kept in proper luster and will be free of scratches and corrosion; medals and ribbons will be clean and not frayed; and shoes and boots will be cleaned and shined. The insignia listed in the paragraph 5–5, AR 700–84, will be replaced when it becomes unserviceable or no longer conforms to standards. Lapels and sleeves of coats and jackets (including BDUs) will be roll pressed (without creasing). Skirts will not be creased. Trousers, slacks, and sleeves of shirts and blouses will be creased. No other lines/creases will be ironed into the shirt. Although some uniform items are made of wash-and-wear materials or treated with a permanent press finish, some pressing may be required to maintain a neat military appearance. However, before pressing, soldiers should read and comply with care instruction labels attached to uniform items.

b. *Fit.* Fitting instructions and alterations of uniforms will be per AR 700–84 and Technical Manual (TM) 10–227. The following is a summary of general fitting guidelines:

(1) *Black all weather coat:*

(a) *Male.* The length of the sleeve will be 1/2 inch longer than the service coat. The bottom of the black all weather coat will reach to a point 1 and 1/2 inches below the midpoint of the knee.

(b) *Female.* The length of the sleeves will be 1/2 inch longer than the service coat. The bottom of the coat will reach a point 1 inch below the skirt hem but not less than 1 and 1/2 inches below the crease in the back of the knee.

(2) *Uniform coats and jackets (male and female).* The sleeve length will be 1 inch below the bottom of the wrist bone.

(3) *Trousers and slacks.*

(a) Trousers are to be fitted and worn with the lower edge of the waistband at the top of the hipbone, plus or minus 1/2 inch. The front crease of the trousers will reach the top of the instep and be cut on a diagonal line to reach a point approximately midway between the top of the heel and the top of the standard shoe in the back. The trousers may have a slight break in the front.

(b) Slacks will be fitted and worn so that the center of the waistband is at the natural waistline. The front crease of the slacks will reach the top of the instep and be cut on a diagonal line to reach a point approximately midway between the top of the heel and the top of the standard shoe in the back. The slacks may have a slight break in the front.

(4) *Knee-length skirts and dresses.* Skirt and dress lengths will not be more than 1 inch above or 2 inches below the crease in the back of the knee.

(5) *Long sleeve shirts.* The sleeve length will extend to the center of the wrist bone.

(6) *Other.* Appropriate undergarments will be worn with all uniforms.

1–10. When wearing the Army uniform is required or prohibited

a. The Army uniform will be worn by all personnel when on duty unless an exception for wear of civilian clothes for mission reasons is granted. Wearing of civilian clothing by enlisted personnel on duty is subject to the provisions of AR 700–84. Exceptions may be granted by—

(1) Commanders of major commands.

(2) Assistant Secretaries, the Secretary of Defense, or his designee, or the Secretary of the Army.

(3) Heads of Department of Defense agencies.

(4) Heads of Department of the Army Staff agencies.

b. A class A or B service uniform will be worn on military airlift and DOD contract flights except when civilian clothing is mandatory at ports of embarkation or debarkation. (See Department of Defense Foreign Clearance Guide (DoD 4500.54–G) for information concerning mandatory wear of civilian clothing in foreign countries. This information will be entered on the individual's travel orders authorizing the wear of civilian clothing.)

(1) Optional uniform items as prescribed in this regulation may be worn with the class A and B service uniforms. Commanders may authorize the wear of civilian clothing when traveling by commercial or private transportation.

(2) The battle dress uniform (BDU) may be worn when soldiers are deploying as part of a unit move and the mode of transportation is for the exclusive use of the military. Embarkation and debarkation points will be in the military controlled areas.

c. All service uniform combinations are authorized for year-round wear. However, appropriate discretion should be used based on weather conditions and duties. The wearing of combinations of uniform items not prescribed in this regulation or other authorization documents approved by HQDA is prohibited. Seasonal wear dates will not be established.

d. The wearing of a combination of civilian and military clothing is prohibited unless prescribed in this regulation or other authorization documents approved by HQDA. Commercial rucksacks, gymbags or like articles may be hand carried but not worn over the shoulder while in uniform except while riding on a bicycle or motorcycle.

e. Soldiers may continue to wear uniform items changed in design or material as long as the item remains in serviceable condition unless specifically prohibited. See appendix D for a list of possession and wear-out dates for uniform items.

f. Appropriate attire for individuals participating in civilian outdoor activities such as volksmarches, orienteering, or similar activities is civilian clothing. The service uniform may be worn by spectators if desired. Utility or field uniforms are not authorized for wear by individuals participating in or observing these events. However, commanders of units participating as units or providing support personnel (e.g., medical and traffic control) may prescribe appropriate uniforms to include utility or organizational uniforms, if warranted by the occasion, weather conditions, or activity.

g. Soldiers may wear experimental uniform items while actively engaged in an experimental uniform test program approved by HQ, U.S. Army Training and Doctrine Command (TRADOC), HQ, U.S. Army Materiel Command (AMC), or the Army Clothing and Equipment Board, HQDA. Experimental items may not be worn after completion of the test unless approval is obtained from HQDA.

h. The wear of Army uniforms is prohibited—

(1) In connection with the furtherance of any political or commercial interests or when engaged in off-duty civilian employment. Army Reserve technicians who are also members of the Ready Reserve may wear the Army uniform at their option while on duty in their civil service status.

(2) When participating in public speeches, interviews, picket lines, marches, rallies, or public demonstrations, except as authorized by competent authority.

(3) When attending any meeting or event which is a function of, or is sponsored by, an extremist organization.

- (4) When wearing the uniform would bring discredit upon the Army.
- (5) When specifically prohibited by Army regulations.
 - i.* Headgear will be worn with the Army uniform except under the following circumstances:
 - (1) Headgear is not required to be worn if it would interfere with the safe operation of military vehicles. The wearing of military headgear is not required while in/on a privately owned (including a motorcycle or bicycle) or commercial vehicle or public conveyance (subway, train, plane, bus).
 - (2) Headgear will not be worn indoors unless under arms in an official capacity or directed by the commander (e.g., indoor ceremonial activities).
 - (3) Female personnel are not required to wear headgear with the mess uniforms nor with the Army blue, white, or enlisted green dress uniforms to an evening social event. Headgear is not required when the Army green maternity uniform is worn to an evening social event.
 - (4) When not worn, headgear will be carried. Headgear will not be attached to the uniform or hung from the belt.

1-11. Uniformity of material

- a.* When an option to choose among various fabrics authorized for uniforms is exercised, individuals must ensure that all outer garments (coats and trousers or coats and skirt or slacks) are made of the same material. Garrison caps of polyester wool blend (AG 489) or all polyester (AG 491) may be worn interchangeable with service uniforms of either shade.
- b.* When gold lace (sleeve or trouser ornamentation) or gold bullion is prescribed for wear with uniforms, gold color nylon, rayon, or synthetic metallic gold may be substituted. If trouser and sleeve ornamentation is gold bullion, the cap ornamentation and shoulder strap insignia must also be gold bullion.
- c.* Ornamentation on the visors of all service caps will be of gold bullion or synthetic metallic gold yarn or anodized aluminum of 24-karat gold color.
- d.* Anodized white gold color aluminum buttons are not authorized for wear.

1-12. Distinctive uniforms and uniform items

- a.* The following uniform items are distinctive and will not be sold to or worn by unauthorized personnel:
 - (1) All Army headgear, when worn with insignia.
 - (2) Badges and tabs—Identification, marksmanship, combat, and special skill.
 - (3) Uniform buttons—U.S. Army or Corps of Engineers.
 - (4) Decorations, service medals, service and training ribbons, and other awards and their appurtenances.
 - (5) Insignia of any design or color that the Army has adopted.
- b.* Individuals will remove all distinctive items before disposing of unserviceable uniform items.

1-13. Wearing of civilian clothing

- a.* Civilian clothing is authorized for wear when off duty unless the wear is prohibited by the installation commander in CONUS or by the MACOM commander overseas. Commanders down to unit level may restrict the wear of civilian clothes by those soldiers who have had their pass privileges revoked under the provisions of AR 630-5.
- b.* When on duty in civilian clothing, Army personnel will conform to the appearance standards in this regulation unless specifically authorized by the commander for specific mission requirements.

1-14. Wearing of jewelry

- a.* The wearing of a wrist watch, a wrist identification bracelet, including a conservative style MIA/POW identification bracelet (only one item per wrist), and not more than two rings (wedding set is considered one ring) is authorized with Army uniforms unless prohibited for safety or health reasons as long as the style is conservative and in good taste.
- b.* No jewelry, watch chains, or similar items, to include pens and pencils, will appear exposed on uniforms. Authorized exceptions are a conservative tie tack or tie clasp which may be worn with the black four-in-hand necktie and a pen or pencil which may appear exposed on the hospital duty, food service, CVC, and flight uniforms.
- c.* Female soldiers are authorized optional wear of screw-on, clip-on, or post-type earrings with the service, dress, and mess uniforms. Earrings will not be worn with class C uniforms (utility, field, or organizational to include hospital duty, food service, and physical fitness uniforms). Earrings will not exceed 6mm or 1/4 inch in diameter. They will be of gold, silver, white pearl, or diamond; unadorned and spherical. When worn, earrings will fit snugly against the ear and will be worn as a matched pair with only one earring per ear lobe. Male soldiers are not authorized to wear any type of earring when in uniform or when wearing civilian clothing on duty.
- d.* Fad devices, vogue medallions, personal talismans, or amulets are not authorized for wear in uniform or on duty.

1-15. Wearing of eyeglasses

- a.* Conservative civilian prescription eyeglasses are authorized for wear.
- b.* Conservative prescription and nonprescription sunglasses are authorized for wear when in a garrison environment

except when in formation and while indoors. Individuals who are required by medical authority to wear sunglasses for medical reasons other than refractive error, may wear them except when safety considerations apply.

c. Eyeglasses or sunglasses that are faddish or have lenses and frames with initials or other adornments are not authorized for wear. Lenses that are so large as to detract from the appearance of the uniform will not be worn.

1–16. Wearing of identification tags and security badges

a. Identification tags. Identifications tags will be worn around the neck, except when safety considerations apply, when engaged in field training, traveling in aircraft, and when in uniform outside the United States. See AR 600–8–14.

b. Security identification badges. Security identification badges will be worn in restricted areas as prescribed by the commander per applicable regulations.

1–17. Wearing of personal protective or reflective clothing

a. Protective headgear. Wearing of commercially designed protective headgear with the uniform by personnel operating motorcycles or bicycles and like vehicles is authorized. Protective headgear will be removed and authorized Army headgear will be donned when travel is complete.

b. Protective/reflective clothing. Commanders will authorize the wear of protective/reflective outer garments with uniforms when safety considerations make it appropriate.

1–18. Wearing of organizational protective or reflective clothing

Commanders may require the wear of organizational protective or reflective items or other occupational health or safety equipment with the uniform when safety considerations make it appropriate. These items will be furnished at no cost to the individual.

1–19. Restrictions on purchase, possession, and reproduction of heraldic items

a. Heraldic items authorized for purchase and possession. The heraldic items listed below are authorized for purchase and possession. Variations from the prescribed specifications for these heraldic items are not permitted without the prior approval of The Institute of Heraldry, U.S. Army.

- (1) All insignia approved by HQDA.
- (2) Appurtenances and devices for attachment to decorations, service medals, and ribbons.
- (3) Miniature replicas of decorations, service medals, and ribbons.
- (4) Oversize replicas of decorations and service medals for grave markers only. These replicas must be at least twice the size prescribed for the decoration or service medal.
- (5) Ribbons pertaining to decorations and service medals.
- (6) Unit award emblems, fourrageres, and the orange lanyard.
- (7) Combat, special skill, and marksmanship badges, including miniatures and dress miniatures.
- (8) Identification badges.
- (9) Rosettes and lapel buttons.

b. Heraldic items not authorized for purchase. The heraldic items listed below are not authorized for purchase.

- (1) Regular-sized decorations and service medals.
- (2) Items incorporating designs or likenesses of decorations, service medals, and service ribbons.

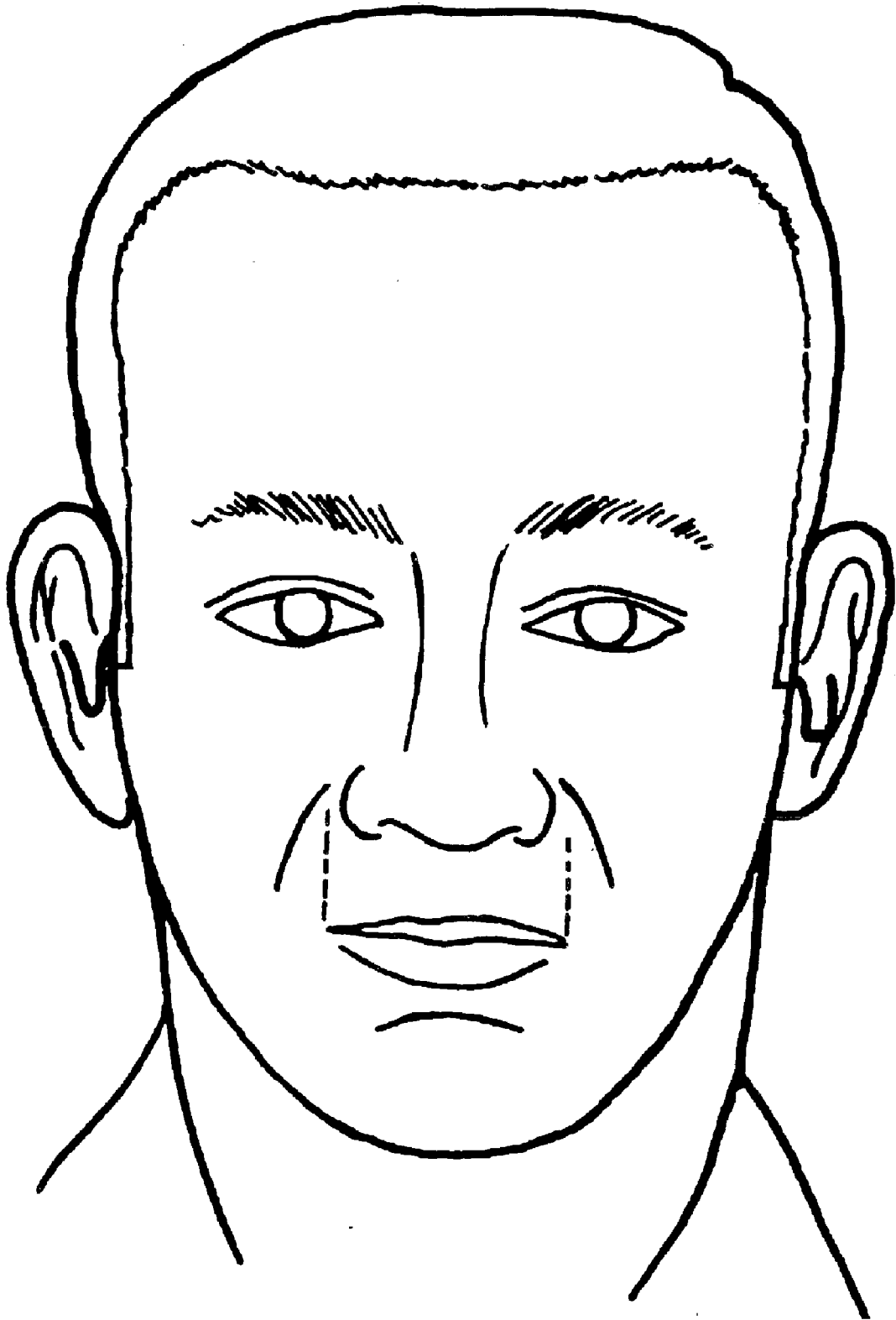
c. Possession, wearing, and other use of heraldic items.

(1) The possession of any of the items listed in a above or elsewhere in this regulation is authorized. The wearing of any decoration, service medal, badge, service ribbon, lapel button, or insignia prescribed by HQDA by persons not authorized to do so, or their use to defraud or to misrepresent the identification or status of a person is prohibited. Persons violating this provision are subject to punishment under the statutes listed in sections 701 and 704, title 18, United States Code.

(2) No organization, society, or other group of persons may use any of the articles or imitations specified in a above or elsewhere in this regulation without written approval of the Secretary of the Army.

d. Reproductions of heraldic items.

- (1) Reproduction of heraldic items listed in a above may not be made except as prescribed in AR 672–8.
- (2) Certain designs, likenesses of insignia, and specified badges such as combat, special skill, and marksmanship may be incorporated in articles manufactured for sale provided permission has been granted in writing from The Institute of Heraldry.



Wear of Mustache

Figure 1-1. Wear of mustache

Chapter 2 Responsibilities

2-1. Deputy Chief of Staff for Personnel (DCSPER)

a. The DCSPER has the authority to approve exceptions to this regulation that are consistent with controlling law and regulation. The DCSPER may delegate this authority in writing to a division chief within the proponent agency who holds the grade of colonel or the civilian equivalent. The approval authority will coordinate all questions regarding the scope of authority to approve exceptions with HQDA, OTJAG, ATTN: DAJA-AL, Washington, DC 20310-2200.

b. The DCSPER will develop and monitor Army policy—

(1) Concerning standards of personal appearance.

(2) On wear of field, utility, service, dress, and mess uniforms, accouterments, insignia, and other heraldic items.

2-2. Deputy Chief of Staff for Logistics (DCSLOG)

The DCSLOG is responsible for life cycle management of clothing and individual equipment per AR 700-86.

2-3. The Institute of Heraldry (TIOH)

The TIOH will—

a. Monitor the Heraldic Quality Control System per AR 672-8 to ensure heraldic items are manufactured according to Government specifications or purchase descriptions.

b. Provide manufacturers with Government loaned tools and specifications for heraldic items.

c. Authorize manufacture of heraldic items and issue certificates of authority to manufacture items under AR 672-8.

d. Approve designs for distinctive unit insignia (DUI), regimental distinctive insignia (RDI), and shoulder sleeve insignia (SSI) as authorized by this regulation.

2-4. The U.S. Army Materiel Command (AMC)

The CG, AMC will—

a. Operate the Project Manager Office for Soldier.

b. Ensure performance of Army materiel management functions for clothing and individual equipment and centrally procured heraldic items, to include quality control.

c. Operate the Uniform Quality Control Program (UQCP) for all optional uniforms and uniform items approved for wear by HQDA, except nondistinctive commercial component items of some optional uniforms such as men's white shirts, cuff links, and brand name footwear.

2-5. The U.S. Army and Air Force Exchange Service (AAFES)

a. AAFES will operate, manage, and supervise the Army Military Clothing Sales Stores (AMCSS) Program worldwide in accordance with the terms of the Memorandum of Understanding (MOU) between the Department of the Army (DA) and the Army and Air Force Exchange Service (AAFES), Dallas, Texas.

b. Responsibilities include, but are not limited to, the control, storage, and distribution of "issue" AMCSS' inventories as well as optional wear military clothing items (those not considered "issue" items) from manufacturers certified to produce Army optional uniforms according to DA specifications, as developed by the Natick Laboratories. Responsibility does not include war reserve stock management.

2-6. Commanders

a. MACOM commanders will thoroughly evaluate all proposals to change or add uniforms, accessories, or wear policies for uniforms, insignia, and awards that are submitted through the Army Ideas for Excellence Program (AIEP).

b. The installation commander may prescribe the uniform to be worn in formations. When not prescribed by the installation or subordinate commander, the unit commander will prescribe the uniform to be worn in formation.

c. The installation commanders in CONUS, the MACOM commanders overseas, and the State adjutants general for ARNG personnel may publish exceptions to the policy that prohibits the wear of utility and organizational uniforms off military installations except in transit to or from the duty station. This exception will be in writing. Utility uniforms are not considered appropriate for social or official functions off the installation, such as luncheons, memorial services, and funerals.

d. The commander in charge of units on maneuver may prescribe the uniform to be worn within the maneuver area.

e. Commanders will not require individuals to purchase optional uniform items. However, commanders will not restrict or discourage individuals from wearing optional uniform items authorized by this regulation.

f. Commanders will conduct periodic inspections to ensure that all personnel under their command—

(1) Possess the minimum quantities of uniforms prescribed in this regulation, AR 700–84, and CTA 50–900, Tables 1, 2, and 3, and the uniforms are properly fitted and in serviceable condition.

(2) Wear only authorized insignia and awards as prescribed in this regulation.

(3) Wear only uniform and heraldic items that have been produced by certified manufacturers and that meet specifications for quality and design.

g. Commanders will promptly submit quality deficiency reports on uniforms and individual equipment per AR 702–7–1 and TM 38–750 regarding above.

h. Commanders purchasing heraldic items through local procurement procedures will procure items only from manufacturers certified by TIOH.

i. Overseas MACOM commanders will establish a service point of contact to provide information on optional uniforms and uniform items to local textile and uniform producers. The point of contact will also provide the UQCP certification procedures to manufacturers desiring to sell these items to soldiers within the theater.

2–7. Responsibilities of soldiers purchasing uniforms, uniform items, and heraldic items

a. Soldiers purchasing uniforms, uniform items, or heraldic items from other than the Army Military Clothing Sales Store (AMCSS) are responsible for ensuring that the items conform to appropriate military specifications or are manufactured in accordance with the UQCP or the Heraldic Quality Control System. When items appear deficient, soldiers should submit a Quality Deficiency Report (available at the MCSS) through the Services MCSS.

(1) All Defense Logistics Agency procured Army uniforms, uniform items, and heraldic items sold in the AMCSS are procured in accordance with appropriate military specifications and are authorized for wear. Uniform items with defects in workmanship or material should be returned to the AMCSS for replacement or repair.

(2) Optional uniforms and other uniform clothing items sold in the AMCSS, post exchanges, or by commercial sources will contain a label, stamp, or certificate certifying the item has been manufactured under a certificate issued by the U.S. Army Uniforms Branch. Components of some optional uniforms such as men’s commercial white shirts, studs, and cuff links, are not included in the UQCP.

(3) All heraldic items purchased from post exchanges, AMCSSs, or commercial sources will contain a hallmark or label certifying that the item was produced in accordance with the appropriate military specification by a manufacturer certified by The Institute of Heraldry, U.S. Army.

(4) All individuals purchasing uniform or insignia items from commercial sources must take care to ensure that the items conform to the requirements in (1), (2), and (3) above.

b. All enlisted personnel will—

(1) Maintain their initial clothing allowances and supplemental clothing allowances when issued, as prescribed in AR 700–84 or CTA 50–900.

(2) Ensure that their uniforms and insignia conform with this regulation.

c. All officers will procure and maintain the uniforms and accessories appropriate to their assigned duties. Appendix C lists the minimum quantities of uniforms and other items normally prescribed by commanders for officers. (Note exceptions for officers on extended active duty for less than 6 months.) Officers are responsible for ensuring that their uniforms and insignia conform with this regulation.

2–8. Operation of the Uniform Quality Control Program (UQCP)

a. The Uniforms Branch, U.S. Army Natick Research Development and Engineering Center, Natick, MA 01760–5019, is responsible for the operation of the UQCP. This office will—

(1) Prepare and maintain military specifications, purchase descriptions, and master patterns for optional uniform items as approved by HQDA.

(2) Publish and disseminate periodic bulletins to the textile and garment industries to provide guidance and information about changes in military specifications, uniform regulations, or adoption of new uniform items.

(3) Furnish specifications, purchase descriptions, master patterns, shade standards, and other information about uniforms to industry when required.

(4) Receive and examine samples from textile manufacturers, custom tailors, military tailors, and others producing optional uniforms and uniform items.

(5) Issue certificates of authority to manufacturers whose samples meet or exceed standards established by specifications of purchase descriptions. Certificates will be supplemented by documents showing the specific item of uniform clothing the manufacturer is authorized to produce. A list of certified manufacturers will be furnished to the Army and Air Force Exchange Service. Certificates may be revoked or suspended when it is determined by the Uniforms Branch that the certificate holder has violated any of the expressed conditions under which the U.S. Army Natick Research Development and Engineering Center granted the certification.

b. The UQCP will be monitored overseas as follows:

(1) Overseas MACOM commanders will establish a service point of contact to provide local textile and uniform

producers with appropriate information on optional uniforms, uniform items, and the UQCP certification procedures for manufacturers desiring to sell these items to soldiers within the theater.

(2) The overseas service point of contact will provide information and requirements to manufacturers and will receive for inspection an 8-by 10-inch sample of fabric together with an independent laboratory test report from textile manufacturers and samples of uniforms and uniform items from garment makers. These items will be sent to the Uniforms Branch, U.S. Army Natick Research Development and Engineering Center, Natick, MA 01760-5019, for evaluation. The Uniforms Branch will issue appropriate quality control certificates if the samples are approved.

c. Manufacturers and suppliers of uniform clothing items will—

(1) Obtain certification required under the UQCP from the U.S. Army Uniforms Branch, U.S. Natick Research Development and Engineering Center, Natick, MA 01760-5019, before manufacturing any uniform items for sale.

(2) Affix the following label certifying the uniform items were manufactured in accordance with the UQCS prior to offering the items for sale: “This garment is warranted to meet or exceed the standards of specification number . . . and was produced under certificate number . . . from basic material warranted by the manufacturer as having been produced in accordance with the sample under current certification.”

(3) Familiarize themselves with Army specifications, purchase descriptions, shade standards, and other pertinent information and submit required samples and information to the Uniforms Branch for approval.

Part Two Utility and Selected Organizational Uniforms

Chapter 3 Temperate and Hot Weather Battle Dress Uniforms

3-1. Authorization for wear

The temperate and hot weather battle dress uniforms (BDUs) are authorized for year-round wear by all personnel when prescribed by the commander.

3-2. Composition and classification

a. *Material composition.*

(1) *Coat, cold weather, woodland camouflage pattern.* Fabric is nylon and cotton sateen, wind resistant.

(2) *Hot weather coat and trousers.* Fabric is 100 percent ripstop cotton, in a four color woodland camouflage pattern.

(3) *Temperate coat and trousers.* Fabric is 50/50 nylon and cotton twill in a four color woodland camouflage pattern.

b. *Uniform composition.*

(1) *Cap, woodland camouflage pattern.* The cap has a visor, a circular top crown, a side crown with an outside crown band, and retractable earflaps.

(2) *Coat, cold weather, woodland camouflage pattern.* The coat is lined, hip length with a bi-swing back, convertible stand-up collar with concealed hood, slide fastener front closure with two breast and two lower pockets.

(3) *Coat, woodland camouflage pattern.* The coat is a single breasted “bush type” design with a back yoke, collar, four patch bellow type pockets with flaps (two upper and two lower). The coat has a straight cut bottom, waist take-up tabs on both sides (new version only), and cuffed sleeves with reinforcement patches at the elbows.

(4) *Trousers, woodland camouflage pattern.* The trousers contain four standard type pockets and two leg bellow type pockets. Reinforcement patches have been added at knees and buttocks. The trousers have a buttonhole fly with protective flap (hot weather only), adjustable straps at waist and leg hem drawcords.

c. *Accessories.* The following accessories are normally worn with these uniforms:

(1) Belt, web with open-faced black buckle (para 26-2a and b).

(2) Boots, combat, leather black (para 26-4).

(3) Chaplains apparel (para 26-9).

(4) Coat, black all weather (para 26-10).

(5) Gloves, black leather shell with inserts (para 26-14a).

(6) Handbags (females only). (See para 3-5 for wear policy with these uniforms.)

(a) Black, clutch type, optional purchase (para 26-15a).

(b) Black, service (para 26-15d).

(7) Headgear.

(a) Beret, organizational (para 26-3).

(b) Hat, Drill Sergeant (para 26-16).

(8) Military Police accessories (para 26-18).

- (9) Scarf, olive green 208 (para 26–22b).
 - (10) Socks, olive green/black cushion sole (para 26–25b).
 - (11) Undergarments (paras 26–29a and 26–29b).
 - (12) Undershirt, brown (para 26–29d).
 - (13) Organizational clothing and equipment. As determined by the commander in accordance with CTA 50–900.
- d. Classification.* The temperate and hot weather BDUs are clothing bag issue utility uniforms.

3–3. Occasions for wear

BDUs may only be worn on duty when prescribed by the commander. They are not for travel, nor for wearing off military installations except in transit between the individual's quarters and duty station. See paragraph 2–6c for exceptions to this policy. These uniforms are issued as utility, field, training, or combat uniforms and are not intended to be worn as all-purpose uniforms when other uniforms are more appropriate.

3–4. Insignia and accouterment

Insignia and accouterments authorized for wear with these uniforms are—

- a. Badges (subdued).*
 - (1) Combat and special skill badges (pin on or embroidered) (para 28–17a).
 - (2) Special skill tabs (para 28–17c).
 - (3) Subdued identification badges (para 28–18i through m).
- b. Brassards (para 27–27).*
- c. Branch insignia (paras 27–10b and 27–12b).*
- d. Combat Leaders Identification (para 27–20).*
- e. Distinctive infantry insignia (para 27–28).*
- f. Grade insignia (paras 27–5, 27–6, and 27–7).*
- g. Headgear insignia (para 27–3).*
- h. Subdued shoulder sleeve insignia, current organization (para 27–16e(2)).*
- i. Subdued shoulder sleeve insignia, former wartime service (para 27–17c(2)).*
- j. Name and U.S. Army distinguishing tapes (paras 27–22a and 27–22b).*
- k. Foreign badges, distinctive unit insignia, and regiment distinctive insignia will not be worn on these uniforms.*

3–5. General guidelines

a. These uniforms are designed to be loose fitting; alterations to make the uniforms form fitting are not authorized. Only alterations authorized by AR 700–84 will be made. A tight fit reduces air flow needed for ventilation and cooling. The coat will be worn outside the trousers and the trousers will be worn with a belt. The coat will not extend below the top of the cargo pocket on the pants and will not be any higher than the bottom of the side pocket on the pants. Exceptions to this policy may be authorized by the commander under conditions deemed appropriate in the interest of health, comfort, and efficiency due to climatic conditions or to accommodate a soldier's religious practices per AR 600–20, para 5–6. See figures 3–1 through 3–4. The trousers will be worn bloused using the draw cords or blousing rubbers if the trousers are not tucked into the boots. Trouser legs will not be wrapped around the leg so tight as to present a pegged appearance. The commander may require these uniforms to be pressed for those special occasions when appearance should be especially sharp such as parades, reviews, inspections, or other ceremonial occasions. When sleeves are worn rolled up, the camouflage pattern will remain exposed. The sleeves will be rolled neatly above the elbow but no more than 3 inches above the elbow. The hot weather and temperate uniforms will not be worn intermixed.

b. The BDU cap is the basic headgear for these uniforms. The BDU cap will be worn straight on the head so that the cap band creates a straight line around the head parallel to the ground. The cap will be worn so that no hair will be visible on the forehead. The earflaps may be worn down at the discretion of the individual during cold weather except when in formation, when the commander may prescribe wear policy. The cap will not be blocked or rolled. Personnel authorized to wear organizational berets or other organizational headgear may wear such headgear in lieu of the BDU cap. Commissioned and warrant officers will wear nonsubdued insignia of grade on the BDU cap and organizational berets in a garrison environment. Subdued insignia of grade will be worn on all headgear in a field environment. Chaplains will wear insignia of branch in the same manner as described above. Enlisted personnel will wear subdued insignia of grade on utility and organizational headgear.

c. Commanders may prescribe a specific uniform for formations or ceremonial occasions, such as parades when uniformity in appearance is required. When a specific uniform is not prescribed, soldiers may wear either the hot weather, temperate BDU, or other authorized utility uniforms. Soldiers may wear the black leather shell gloves with utility uniforms without cold weather outer garments provided sleeves are rolled down and are over the tops of the gloves. The woodland camouflage cold weather coat may be worn with all utility uniforms. The black all weather coat may be worn as a raincoat with these uniforms only in a garrison environment when organizational raingear has not

been issued. The olive green scarf and the black leather shell gloves may be worn but are not required to be worn with these uniforms when the cold weather coat or other authorized cold weather outer garments are worn. Coats will be worn buttoned and zipped. The shirt collar will be worn inside the cold weather coat and other outer garments. The hood of the cold weather coat may be worn at the soldier's option. However, when the hood is not worn, it will be tucked into the jacket and the zipper zipped. Female personnel may carry handbags with these uniforms only while in a garrison environment.

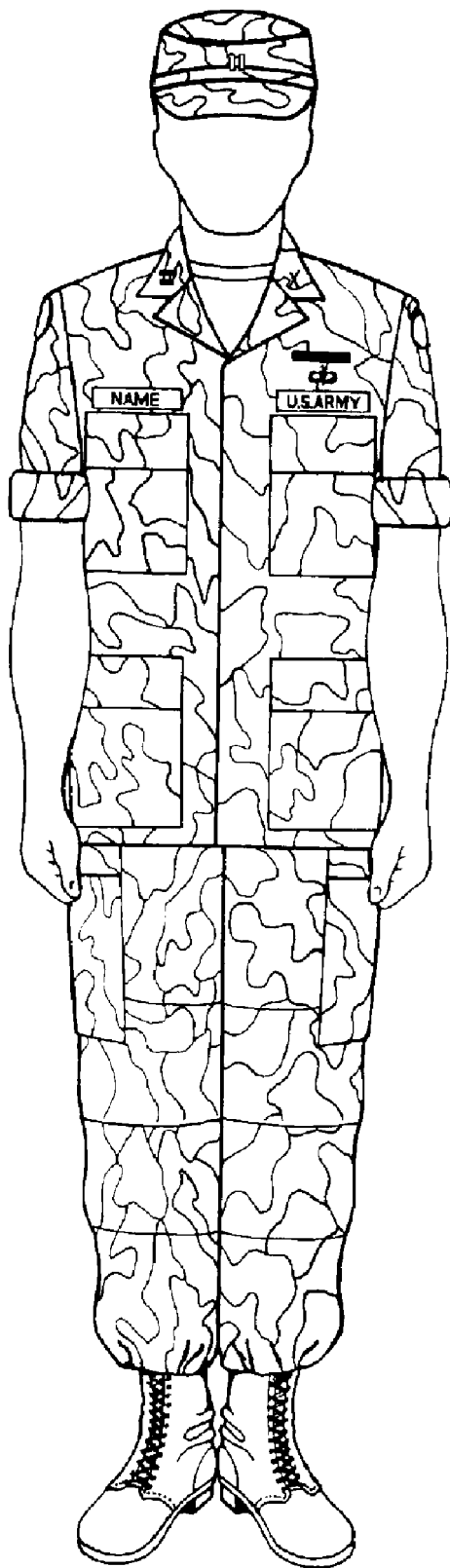


Figure 3-1. Temperate and hot weather battle dress uniform, with cap, sleeves rolled

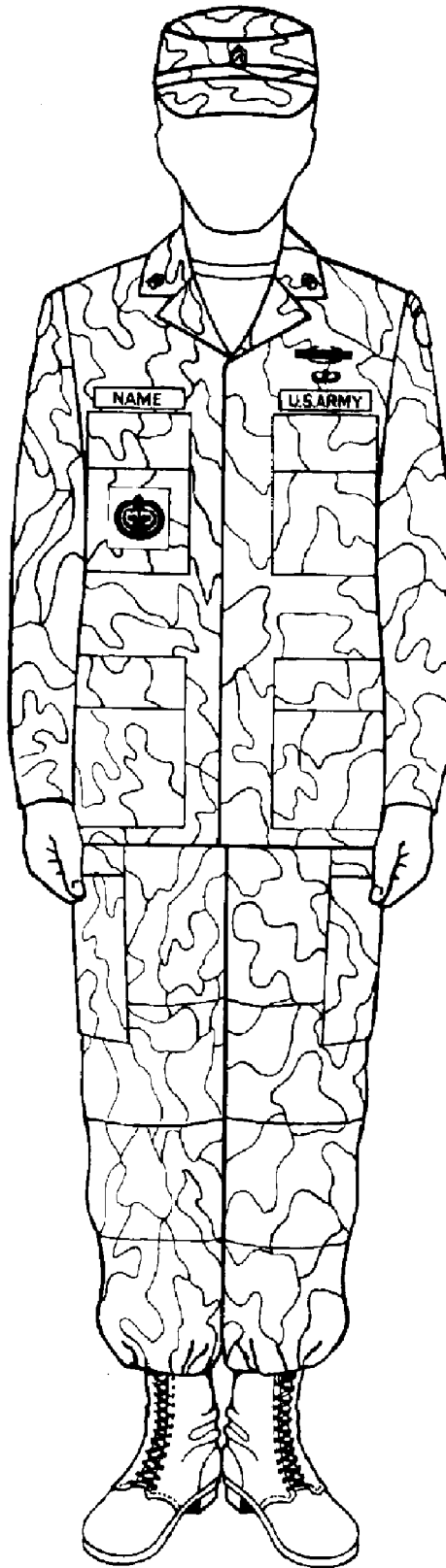


Figure 3-2. Temperate and hot weather battle dress uniform with cap, sleeves down

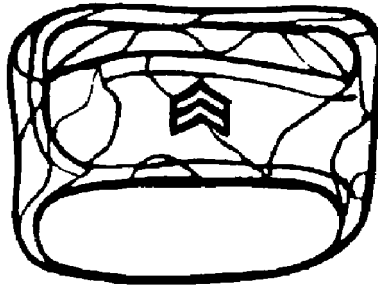


Figure 3-3. Cold weather cap, camouflage

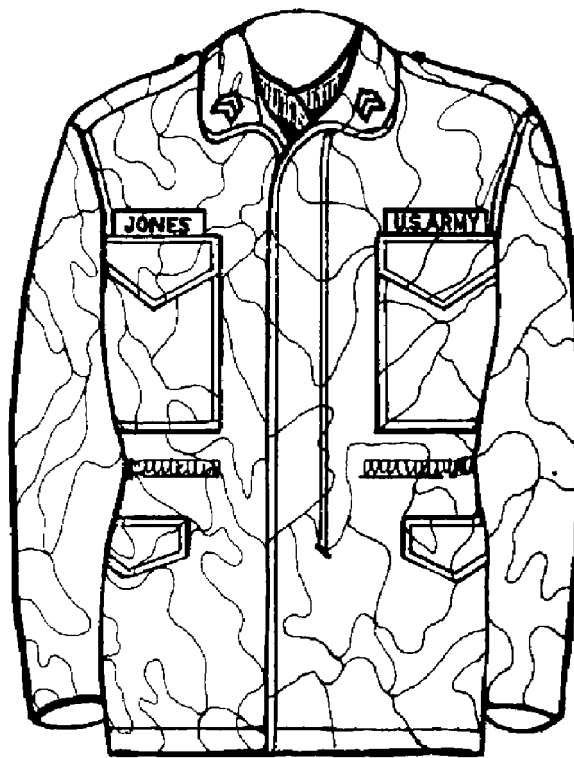


Figure 3-4. Cold weather coat, camouflage (field jacket)

Chapter 4 Maternity Work Uniform

4-1. Authorization for wear

The Army maternity work uniform is authorized for year-round on-duty wear by pregnant soldiers when prescribed for wear by the commander.

4-2. Composition and classification

- a. *Material composition.* Fabric is 100 percent ripstop cotton.
- b. *Uniform composition.*
 - (1) Cap, BDU (para 3-2b(1)).
 - (2) Coat, cold weather, camouflage pattern (para 3-2b(2)).
 - (3) Coat, maternity, woodland camouflage pattern. Single-breasted coat style design with collar, two patch pockets with flaps, straight cut bottom, sleeve tabs, and side body panels with take-up tabs.
 - (4) Trousers, maternity, woodland camouflage pattern. Trouser has a front stretch panel with elasticized band and side pockets on both legs with flaps.
- c. *Accessories.* The following accessories are normally worn with this uniform.
 - (1) Boots, combat, leather, black (para 26-4).
 - (2) Chaplain apparel (para 26-9).
 - (3) Coat, black all weather (para 26-10). (See para 4-5 for wear policy.)
 - (4) Gloves, black, leather shell, with inserts (para 26-14a).
 - (5) Handbags (females only). (See para 4-5 for wear policy with this uniform.)
 - (a) Black, clutch type, optional (para 26-15a).
 - (b) Black, service (para 26-15d).
 - (6) Headgear.
 - (a) Beret, organizational (para 26-3).
 - (b) Hat, drill sergeant (para 26-16).
 - (7) Military police accessories (para 26-18).
 - (8) Scarf, olive green 208 (para 26-22b).
 - (9) Socks, olive green/black cushion sole (para 26-25b).
 - (10) Undergarments (para 26-29).
 - (11) Undershirt, brown (para 26-29d).
 - (12) Organizational clothing and equipment. As determined by the commander according to CTA 50-900.
- d. *Classification.* The maternity work uniform is an organizationally issued utility and field uniform.

4-3. Occasions for wear

The maternity work uniform may be worn on duty when prescribed by the commander. The maternity work uniform is not authorized for travel. It may not be worn off military installations except in transit between an individual's quarters and duty station. See paragraph 2-5c for exceptions to this policy. The maternity work uniform is an organizationally issued utility or field uniform and is not intended to be worn when other maternity uniforms are more appropriate.

4-4. Insignia and accouterments

The insignia and accouterments authorized for wear on the maternity work uniform are—

- a. Badges, special skill (pin-on only) (para 26-17a).
- b. Brassards (para 27-27).
- c. Branch insignia (paras 27-10b and 27-12b).
- d. Grade insignia (paras 27-5, 27-6, and 27-7).
- e. Headgear insignia (para 27-3).
- f. Subdued shoulder sleeve insignia, current organization (para 27-16e(2)).
- g. Name and U.S. Army distinguishing tapes (paras 27-22a and 27-22b).
- h. Foreign badges, distinctive unit insignia and regiment distinctive insignia will not be worn on this uniform.

4-5. General guidelines

a. This uniform is designed to be loose fitting and alterations to make the uniform form fitting are not authorized. A tight fit reduces air flow needed for ventilation and cooling. The coat will be worn outside the trousers. No belt will be

worn with this uniform. The trousers will be worn bloused using the draw cords or blousing rubbers if the trousers are not tucked into the boots. Trouser legs will not be wrapped so tight around the leg so as to present a pegged appearance. The maternity work uniform is authorized to be pressed but not starched. The commander may require these uniforms to be pressed for special occasions when appearance should be sharp such as parades, reviews, inspections, or other ceremonial occasions. When sleeves are rolled up, the camouflage pattern will remain exposed. The sleeves will be rolled neatly above the elbow but no more than 3 inches above the elbow. Soldiers may wear the black leather shell gloves with utility uniforms without cold weather outer garments provided sleeves are rolled down and are over the tops of the gloves.

b. The BDU cap is the basic headgear for this uniform. See paragraph 3-5b for wear policy of the BDU cap. Personnel authorized to wear organizational berets or other organizational headgear may wear such headgear in lieu of the BDU cap. The black all weather coat may be worn with the uniform in garrison. Coats may be worn unbuttoned and unzipped if necessary. The olive green scarf and black leather shell gloves may be worn with this uniform, but are not required to be worn, when the cold weather coat or other authorized cold weather outer garment is worn. The shirt collar will be worn inside the cold weather coat and other outer garments. Personnel may carry handbags with this uniform only while in a garrison environment. Figure 4-1 shows the maternity work uniform.

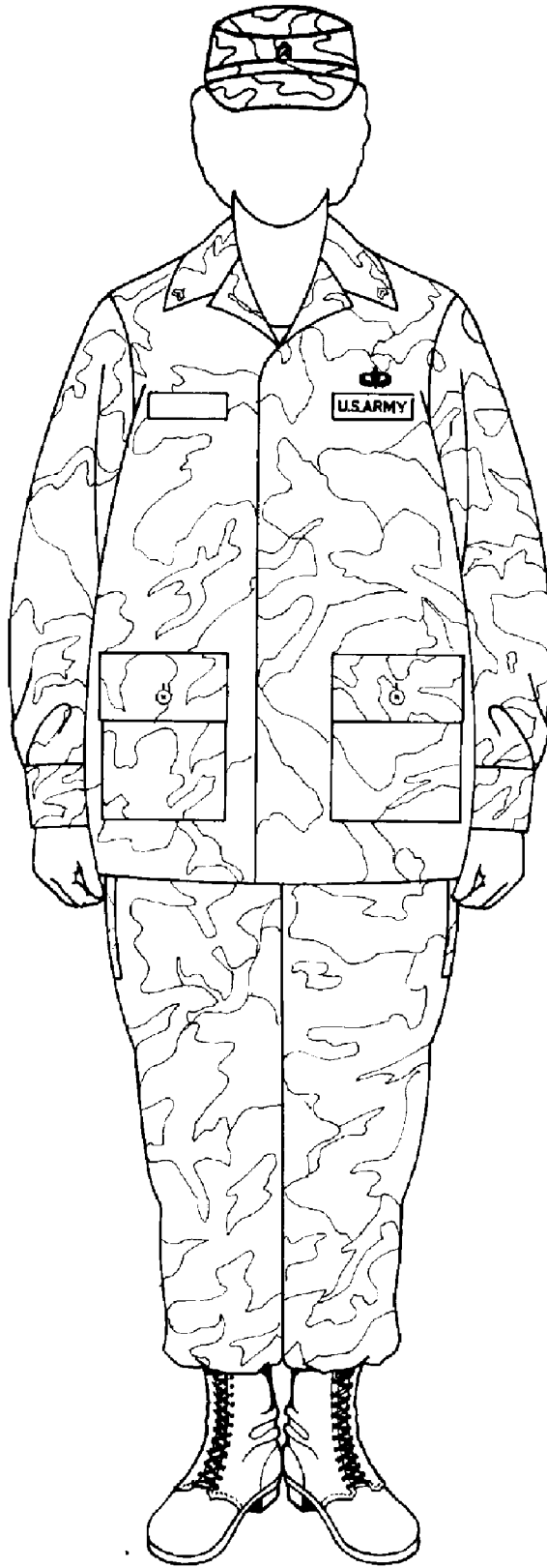


Figure 4-1. Maternity work uniform

Chapter 5 Desert Battle Dress Uniform

5-1. Authorization for wear

The desert battle dress uniform (DBDU) is authorized for year-round wear on duty by all personnel when issued as organizational clothing and prescribed by the commander.

5-2. Composition and classification

a. Material composition.

(1) Desert coat, trousers and hat. Fabric is 50/50 cotton and nylon twill with infrared protection characteristics and printed with a six or three color desert camouflage pattern.

(2) Desert coat, cold weather. Fabric is 50/50 cotton and nylon sateen, wind resistant and printed with a three or six color desert camouflage pattern.

b. Uniform composition.

(1) Coat, desert camouflage, daytime pattern. The coat is a “bush type” design with breast and lower pockets.

(2) Coat, cold weather, desert. The coat is lined, hip length with a bi-swing back, convertible stand-up collar with concealed hood, slide fastener front closure with two breast and two lower pockets.

(3) Hat, desert camouflage. The hat has a stiff crown with a standard width quilted stitched brim, chin strap, and camouflage band.

(4) Parka, desert camouflage, night pattern. The parka has a hood, a button front closure, two slit type hand openings with flap, draw cords at neck, hood, waist, and hemline, and buttons on inside for attachment of liner.

(5) Trousers, desert camouflage, daytime pattern. The trousers contain four standard type pockets, two leg bellows type pockets, and reinforcement patches added at the knees and buttocks.

(6) Trousers, desert camouflage, night pattern. The trousers have a front opening, two-side slit type openings with flaps, and two hip patch pockets with flaps.

c. Accessories. The following accessories are normally worn with DBDU:

(1) Belt, web with open-faced black buckle (para 26-2a and b).

(2) Boots, combat, leather, black (para 26-4) or desert tan when issued IAW CT 50-900.

(3) Chaplain apparel (para 26-9).

(4) Gloves, black leather shell with inserts (para 26-14a).

(5) Headgear, beret, organizational (para 26-3).

(6) Military police accessories (para 26-18).

(7) Neckerchief, brown, LIN M95975, CTA 50-900.

(8) Socks, olive green/black cushion sole (para 26-25b).

(9) Undergarments (paras 26-29a and 26-29b).

(10) Undershirt, brown (para 26-29d).

(11) Organizational clothing and equipment. As prescribed by the commander per CTA 50-900.

d. Classification. The DBDU is an organizationally issued field, training, or combat uniform.

5-3. Occasions for wear

The DBDU may only be worn when prescribed by the commander. It is not for travel nor for wearing off military installations except in transit between the individual's quarters and duty station. See paragraph 2-5c for exceptions to this policy. The DBDU is a field, training, or combat uniform and is not intended to be worn as an all-purpose uniform when other uniforms are more appropriate.

5-4. Insignia and accouterments

The insignia and accouterments authorized for wear on the DBDU are—

a. Badges, combat and special skill subdued (pin-on only) (para 28-17b(3)).

b. Brassards (para 27-27).

c. Branch insignia (subdued pin-on only) (paras 27-10b and 27-12b).

d. Grade insignia (subdued pin-on only, paras 27-5, 27-6, and 27-7).

e. Headgear insignia (para 27-3).

f. Subdued shoulder sleeve insignia, current organization (para 27-16e(2)).

g. Name and U.S. Army distinguishing tapes (paras 27-22a and 27-22b).

h. Foreign badges, distinctive unit insignia, regimental distinctive insignia and sew-on badges or insignia of rank will not be worn on this organization uniform.

5-5. General guidelines

The DBDU is designed to be loose fitting and alterations are not authorized. The coat will be worn outside the trousers, and the trousers will be worn belted. Exceptions to this policy may be authorized by the commander under conditions deemed appropriate in the interest of health, comfort, and efficiency due to climatic conditions or to accommodate a soldier's religious practices per AR 600-20, para 5-6. The trousers will be worn bloused using the draw cords or blousing rubbers if the trousers are not tucked into the boots. Trousers will not be wrapped around the leg so tight as to present a pegged appearance. The DBDU may be pressed but not starched. The commander may require this uniform to be pressed for special occasions when appearance should be sharp such as parades, reviews, inspections, or other ceremonial occasions. When sleeves are rolled up, the camouflage pattern will remain exposed. The sleeves will be rolled neatly above the elbow but no more than 3 inches above the elbow. Soldiers may wear the black leather shell gloves with utility uniforms without cold weather outer garments provided sleeves are rolled down and are over the tops of the gloves. The DBDU hat is the authorized headgear for this uniform unless other organizational headgear is authorized. The hat will be worn so that no hair is visible on the forehead with the chin strap pulled up under the chin. The parka will be worn buttoned. The shirt collar will be worn inside the parka. The black leather shell gloves may be worn with this uniform when the parka is worn. Figures 5-1 through 5-3 show the desert battle dress uniform. The six color DBDU has been replaced by a three color pattern. The six color pattern will be authorized for wear until current stock is depleted and the uniforms becomes unserviceable.

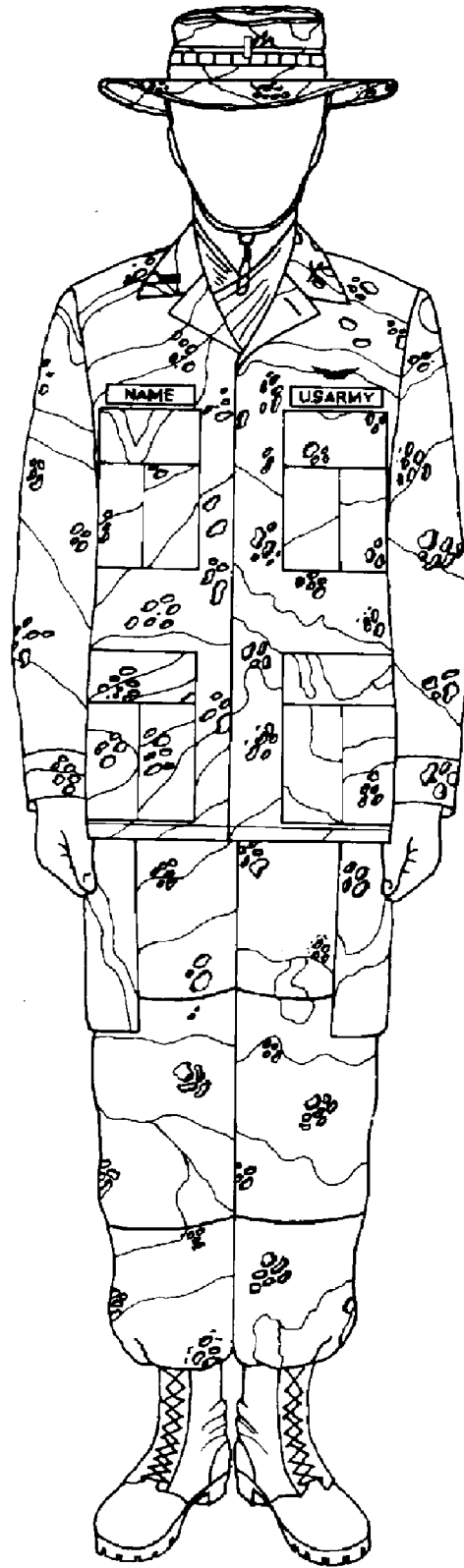


Figure 5-1. Desert battle dress uniform, daytime pattern, officer

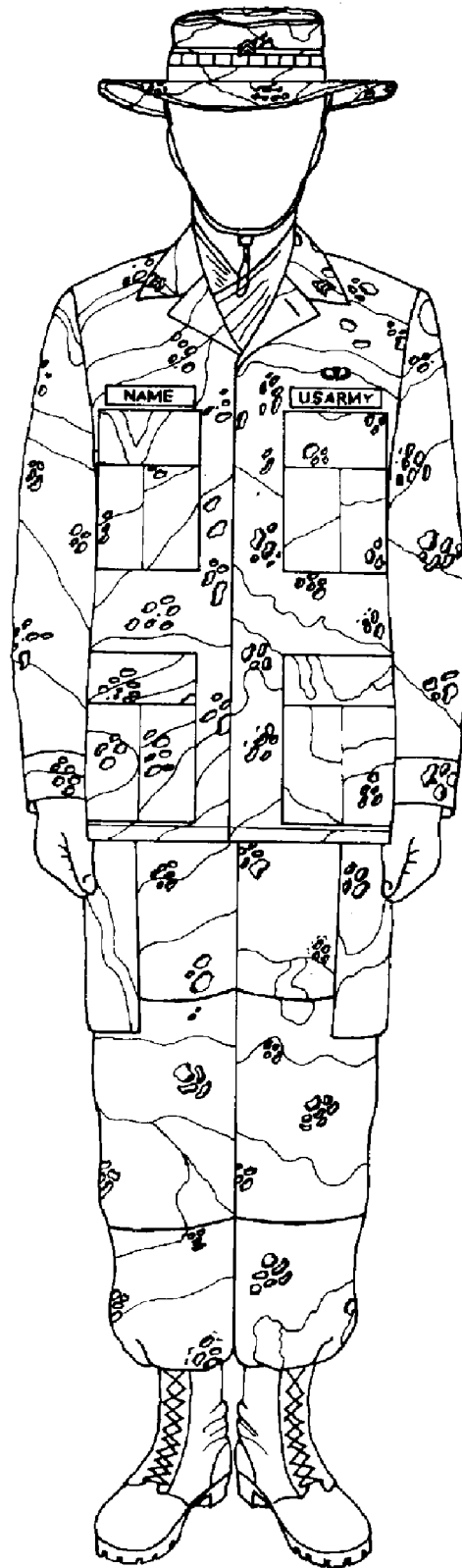


Figure 5-2. Desert battle dress uniform, daytime pattern, enlisted

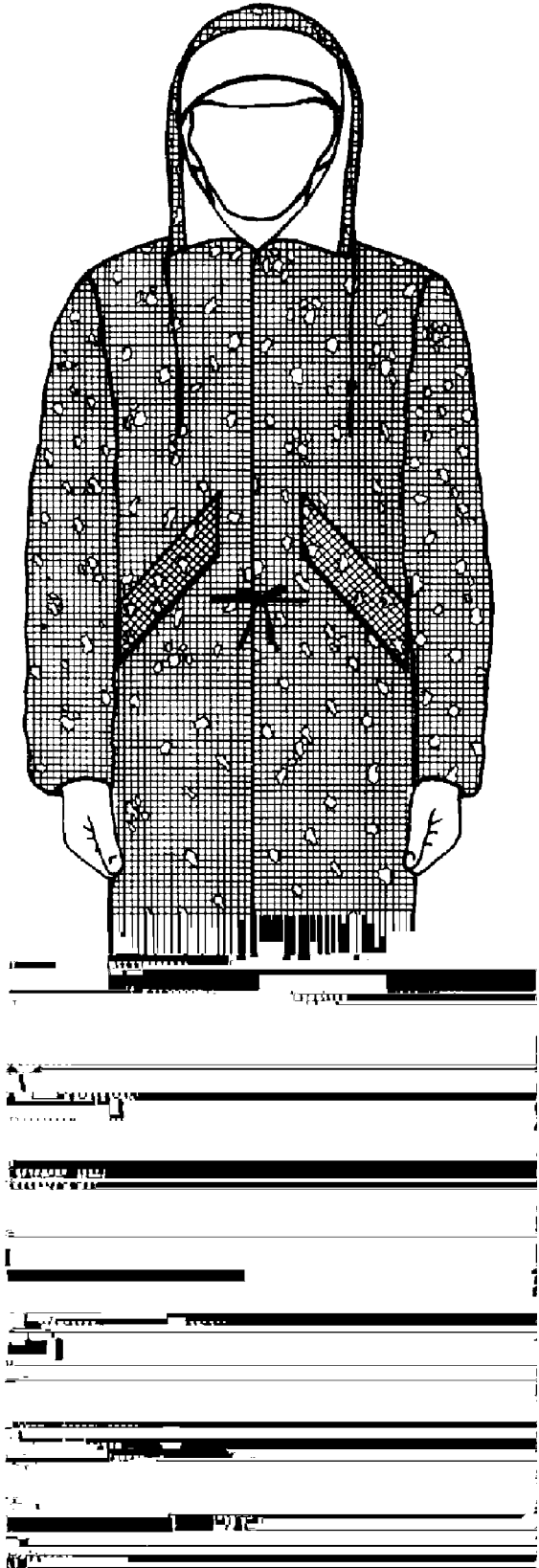


Figure 5-3. Desert battle dress uniform, nighttime pattern

Chapter 6 Cold Weather Uniform

6-1. Authorization for wear

The OG 108 cold weather uniform is authorized for year-round on-duty wear by all personnel when issued as organizational clothing and prescribed by the commander.

6-2. Composition and classification

a. Material composition. Fabric is wool serge, olive green shade 108.

b. Uniform composition.

(1) *Cap, cold weather, woodland camouflage pattern or OG 107 (pile cap).* The cap is a fully lined cold weather head covering, having a turndown forehead flap, three piece crown, a stretch gusset with an elastic strip at center back, and earflaps with nylon fastener hook and pile type overlap closure.

(2) *Shirt, wool serge, OG 108 (female).* The shirt has three pockets, two chest pockets with buttoned flaps, and an upper sleeve pocket with cuffed buttoned sleeves with a front button closure.

(3) *Shirt, wool serge, OG 108 (male).* The shirt has two buttoned chest pockets and cuffed buttoned sleeves with a front button closure.

(4) *Trousers, cold weather, OG 107.* Fabric is cotton and nylon, wind resistant. The trousers have hip pockets, side front cargo pockets, waist adjustment straps, slide fastener fly, and leg draw cords.

(5) *Trousers, wool serge, OG 108.* The trousers have four patch pockets (two pockets in front, two back pockets with flaps and a covered front zipper opening).

c. Accessories. The following accessories are normally worn with the cold weather uniform:

(1) Belt, web with open-faced black buckle (para 26-2a and b).

(2) Coat, Cold weather, woodland camouflage pattern (BDU field jacket) (para 3-2b(2)).

(3) Boot, combat, leather, black (para 26-4).

(4) Chaplains apparel (para 26-9).

(5) Gloves, black leather shell with inserts (para 26-14a).

(6) Headgear.

(a) Berets, organizational (para 26-3).

(b) Cap, BDU (para 3-2b(1)).

(7) Military police accessories (para 26-18).

(8) Scarf, olive green 208 (para 26-22b).

(9) Socks, olive green/black cushion sole (para 26-25b).

(10) Undergarments (paras 26-29a and 26-29b).

(11) Undershirt, brown (para 26-29d).

(12) Organizational clothing and equipment. As determined by the commander according to CTA 50-900.

d. Classification. The OG 108 uniform is an organizationally issued field uniform.

6-3. Occasions for wear

The OG 108 uniform may only be worn on duty when prescribed by the commander. The OG 108 uniform is not authorized for travel nor for wear off military installations except in transit between the individual's quarters and duty station. See paragraph 2-5c for exceptions to this policy. The OG 108 uniform is an organizationally issued field uniform and is not intended to be worn as an all purpose uniform where other uniforms are more appropriate. Components of this uniform may be worn with utility and other organizational uniforms as part of a cold weather ensemble when issued and prescribed by the commander.

6-4. Insignia and accouterments

The insignia and accouterments authorized for wear on the cold weather uniform are—

a. Badges, combat and special skill, subdued (pin-on only) (para 28-17b(3)).

b. Brassards (para 27-27).

c. Branch insignia, subdued pin-on only (paras 27-10b and 27-12b).

d. Combat leaders identification (on cold weather coats (field jackets) and Gortex parka only) (para 27-20).

e. Grade insignia, subdued pin-on (paras 27-5 through 27-7).

f. Headgear insignia (para 27-3).

g. Name and Army distinguishing tapes (paras 27-22a and 27-22b).

h. Shoulder sleeve insignia (current organization and former wartime service) will not be worn on the OG 108

shirts. Collar insignia, name and U.S. Army distinguishing tapes will not be worn on the OG 108 shirt if prescribed for wear as an undergarment only.

i. Foreign badges, distinctive unit insignia, regimental affiliation crest, and sew-on badges and insignia of grade will not be worn on this uniform.

6–5. General guidelines

The OG 108 uniform is designed to be loose fitting with tabs available for adjustment. Alterations are not authorized. The OG 108 shirt and trousers should not be worn as outer garments if duty to be performed will cause them to become unduly soiled, snagged, or otherwise damaged. When the shirt is worn as an outer garment, it will be worn inside the trousers and a belt will be worn with the trousers. The trousers will be bloused when worn as an outer garment. The trousers will not be wrapped so tight around the leg as to present a pegged appearance. The sleeves of OG 108 shirt will not be rolled up. Female soldiers may wear either the male or female OG 108 shirt. Female Army Medical Department (AMEDD) officers may wear the cold weather clothing as prescribed in CTA 50–900. The BDU cap or the cold weather cap may be worn with this uniform. See paragraph 3–5b for wear policy on the BDU cap. When the cold weather cap is worn it will be worn so that no hair is visible on the forehead. When the earflaps are down, they will be fastened under the chin. When the earflaps are worn up, they will be fastened. Personnel authorized to wear organizational berets or other organizational headgear may wear such headgear in lieu of the BDU cap. Soldiers may wear the black leather shell gloves with utility uniforms without cold weather outer garments provided sleeves are rolled down and are over the tops of the gloves. The olive green scarf and black leather shell gloves may be worn, but are not required to be worn, with any of the authorized outer garments. Coat will be worn buttoned and zipped. The shirt collar will be worn inside the cold weather coat and other authorized outer garments. The cold weather parka may be worn with the cold weather trousers (OG 107) or as prescribed by the commander. Figures 6–1 and 6–2 show the cold weather uniform.

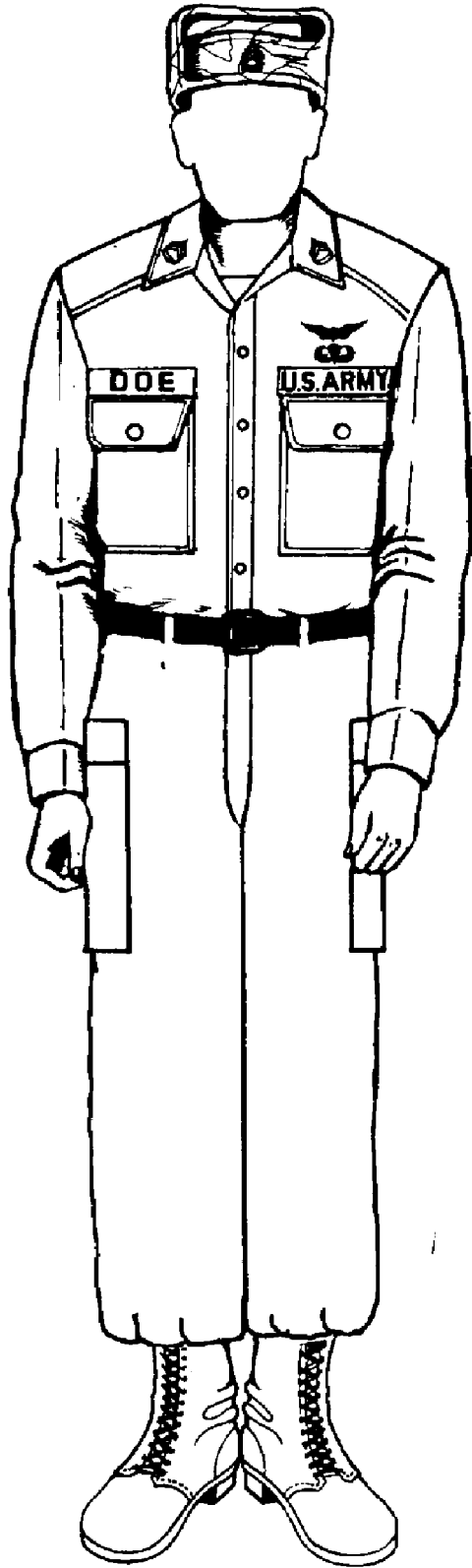


Figure 6-1. Cold weather uniform




Figure 6-2. Wool serge shirt, female

6-6. Extended Cold Weather Clothing System

The extended cold weather clothing system (ECWCS) is authorized for wear per CTA 50-900. ECWCS has not been fielded to all units.

6-7. Composition and classification

a. The following are the components of the ECWCS:

(1) *Parka, cold weather, camouflage.* The parka fabric is a triple layer laminated waterproof, windproof, and moisture-vapor permeable nylon material. The garment repels water but is sufficiently porous to prevent moisture buildup from perspiration. The parka has a hood with an attachment piece that allows fastening of the fur ruff, inside map pockets that can be opened without unzipping the parka, two large lower cargo pockets, and a two-way, full front slide fastener to provide full face protection, leaving only the eyes uncovered. The parka is woodland camouflaged and is fully lined with a windskirt. There are elastic drawcords with barrel locks at the waist and a woven nylon tape drawcord with barrel locks at the hood. Nylon hook and pile fastener tapes are located at the wrist tabs to allow along the full front closure on the overlay of the slide fastener, on the windskirt, and on the lower front pockets. The parka is authorized to be worn as an organizational and optional purchase item. When the parka is worn, subdued pin-on insignia of rank will be worn centered on the tab located in the center of the chest.

(2) *Trousers, cold weather, camouflage.* The trousers are also made from a triple layer laminated waterproof, windproof, and moisture-vapor permeable nylon material that repels water, but is sufficiently porous to prevent moisture buildup from perspiration. The trousers have seat and knee patches, pass through pockets, and zippered leg openings to allow easy donning and doffing without removing the footwear. Nylon hook and pile fastener tapes are located at the ankle tabs to allow for adjustment. The fly has a slide fastener closure. Nylon tape suspender loops are located at the waist.

(3) *Trousers, cold weather, field, nylon and cotton.* The trousers are made from a wind resistant nylon and cotton fabric. Characteristics of the trousers are side hanging pockets, hip pockets, cargo pockets, drawcords at the trousers

bottoms, and adjustable waist straps. The trousers are worn as a durable insulating layer to be worn over the liners when the above cold weather trouser is not needed.

(4) *Liner, cold weather coat.* The coat liner is an olive green undergarment of polyester covered batting covered with 3 plies of ripstop nylon cloth, which may be worn independently of the parka. The liner serves as an insulating layer for the upper body.

(5) *Liner, cold weather trousers, field.* The trouser liner is an olive green undergarment of polyester covered batting covered with 3 plies of ripstop nylon cloth, which may be worn independently of the cold weather trouser. The liner serves as the insulating layer for the lower body.

(6) *Shirt, cold weather, synthetic fiberpile.* The shirt is made from a knitted polyester fiberpile. It has reinforced shoulder and elbow patches, a convertible turtleneck collar, front zipper, elastic drawcord waist, hook and pile cuff tabs, two chest cargo style pockets, and two lower handwarmer pockets. The shirt is the primary insulating layer for the upper body.

(7) *Overalls, cold weather, synthetic fiberpile.* The overalls are made from a knitted polyester fiberpile. They have elastic suspenders with quick release buckles, and full length side seam slide fasteners. The overalls are an additional layer worn for temperatures below -25 degrees F, and down to -60 degrees F.

(8) *Undershirt, cold weather, polypropylene.* The material used for the undershirt is a knitted, brushed, multifilament polypropylene. It has a center front zipper which extends to the middle of the chest area, allowing for ventilation for the neck and chest area. The undershirt layer next to the skin acts as a moisture wicking layer and serves to draw moisture away from the skin, transferring it to the outer layers of the system.

(9) *Drawers, cold weather, polypropylene.* The material used for the drawers is a knitted, brushed, multifilament polypropylene. The drawers serve as the base layer for the lower extremities.

(10) *Parka, snow camouflage, white.* The parka is made from a lightweight, white nylon filament, water repellant treated cloth. The parka has a snap fastener front closure, storage pouch, elastic wrists, and drawcords at the waist, hood, and bottom. The parka is used as a camouflage outer layer in snow terrain, and is not a substitute for the parka, cold weather, camouflage.

(11) *Trousers, snow camouflage, white.* The trouser is also made from a lightweight, white nylon filament, water repellant treated cloth. The trousers have front pass-through pockets, cargo pockets with flaps, suspender loops, inside button tabs for attaching a button-in liner, slide fastener openings on legs, a waist drawcord, storage pouch, and elastic cord at leg bottoms. The trousers are used as a camouflage outer layer in snow terrain, and are not a substitute for the trouser, cold weather, camouflage or the trouser, cold weather, field, nylon and cotton.

(12) *Hood, balaclava, cold weather.* The hood is constructed of two plies of a black, knitted wool blend with a nylon wind barrier interlining. The design is a pull-over-the-head style with an adjustable face opening.

(13) *Ruff, parka, extended cold weather.* The ruff is made from the same triple layer, laminated, waterproof, windproof, and moisture-vapor permeable nylon as the parka and trousers. One side of the ruff incorporates the synthetic fur, with hook and pile fasteners and snap fasteners on the opposite side. The fasteners allow this item to be attached to the parka, cold weather, camouflage.

b. Accessories. The following accessories are normally worn with the ECWCS:

- (1) Boot, combat, leather, black (para 26-4).
- (2) Chaplains apparel (para 26-9).
- (3) Gloves, black leather shell with inserts (para 26-14a).
- (4) Military police accessories (para 26-18).
- (5) Socks, olive green or black cushion sole (para 26-29d).
- (6) Undergarments (paras 26-29a and b).
- (7) Organizational clothing and equipment as determined by the commander per CTA 50-900.

Chapter 7

Hospital Duty Uniform—Male

7-1. Authorization for wear

The male hospital duty uniform is authorized for year-round wear by all male officers in the Army Nurse Corps, Army Medical Specialist Corps, and by enlisted men with medical, dental, or veterinary military occupational specialties (MOS).

7-2. Composition and classification

a. Material composition. The fabric is white, durable press cotton and polyester.

b. Uniform composition. The male hospital duty uniform is normally composed of the items listed below. However, the medical facility commander may authorize variations to this uniform using clothing items listed in CTA 50-900 and CTA 8-100.

(1) *Smock, mens, medical assistants.* Short sleeve smock with left breast pocket with front button closure and a straight cut bottom.

(2) *Smock, physicians white.* Knee length smock with front button closure with upper and lower pockets.

(3) *Trousers, mens, medical assistants.* Trousers have four pockets (two slash pockets in front with two back patch pockets) left side with button closure and a front zipper closure, with belt loops.

c. *Accessories.* The following accessories are normally worn with the male hospital duty uniform:

(1) Belt, web, with open-faced black buckle (para 26–2a and b).

(2) Coats.

(a) Black, all weather (para 26–10).

(b) Cold weather, woodland camouflage pattern (BDU field jacket) (para 3–2b(2)).

(3) Gloves, black leather shell with inserts (para 26–14a).

(4) Headgear.

(a) Berets, organizational (para 26–3).

(b) Cap, garrison, green (para 14–9a).

(c) Cap, service, cold weather, AG 344 (only with the black all weather coat) (para 26–7).

(5) Scarves.

(a) Black (para 26–22a).

(b) Olive green 208 (para 26–22b).

(6) Shoes.

(a) Oxford, black (para 26–24c).

(b) Oxford, white (para 26–24e).

(7) Socks.

(a) Black (para 26–25a).

(b) White (para 26–25c).

(8) Sweater, black cardigan (para 26–27b).

(9) Undergarments (para 26–29b).

(10) Undershirt, white (para 26–29e).

(11) Windbreaker, black (para 26–31).

(12) Organizational clothing and equipment. As determined by the medical facility commander according to CTA 50–900 or CTA 8–100 for wear within the medical treatment facility.

d. *Classification.* The hospital duty uniform is an organizationally issued utility uniform.

7–3. Occasions for wear

The male hospital duty uniform will be worn on duty in Army health care facilities as prescribed by the medical commander. The hospital duty uniform is not for travel or for wear off military installations except in transit between the individual's quarters and duty station. The commander may authorize medical personnel providing support for activities in the civilian community such as parades or ceremonies to wear this uniform off post. See paragraph 2–5c for other exceptions to this policy.

7–4. Insignia and accouterments

The insignia and accouterments authorized for wear on the male hospital duty uniforms are—

a. Branch insignia, nonsubdued (para 27–12a).

b. Grade insignia, nonsubdued (paras 27–5, 27–6, and 27–7).

c. Headgear insignia (para 27–3).

d. Nameplate (para 27–22c).

7–5. General guidelines

a. *Enlisted and Army Nurse Corps personnel.* The hospital duty uniform, when prescribed for wear, will be worn with the smock (medical assistants) worn over the white trousers. White oxford shoes and white socks will be worn with these uniforms by officer personnel. Wear of the white oxfords and white socks by enlisted personnel is optional. If this option is not exercised, black oxford shoes and black socks will be worn with this uniform. The optional purchase, black windbreaker, may be worn with the uniform, except in formation. The optional purchase black cardigan sweater may be worn as an outer garment with this uniform within a medical treatment facility area while on duty. The cardigan sweater will remain buttoned and the collar of the smock will be worn outside the sweater. The standard headgear for this uniform is the garrison cap. The olive green scarf may be worn when wearing the field jacket. The black scarf and AG 344/489 cold weather cap may be worn when wearing the black all weather coat. Depending on the uniform fabric, starching and pressing may damage the material. Caution must be exercised in this matter.

b. *Warrant officer and commissioned officers.* Warrant or commissioned officers of the medical, dental, veterinary, medical service, or medical specialty corps may wear the physicians white smock over either the service or class C utility uniform in a medical care facility or on duty as directed by the commander of the medical facility.

c. *Illustration.* Figure 7–1 shows the hospital duty uniform for males.

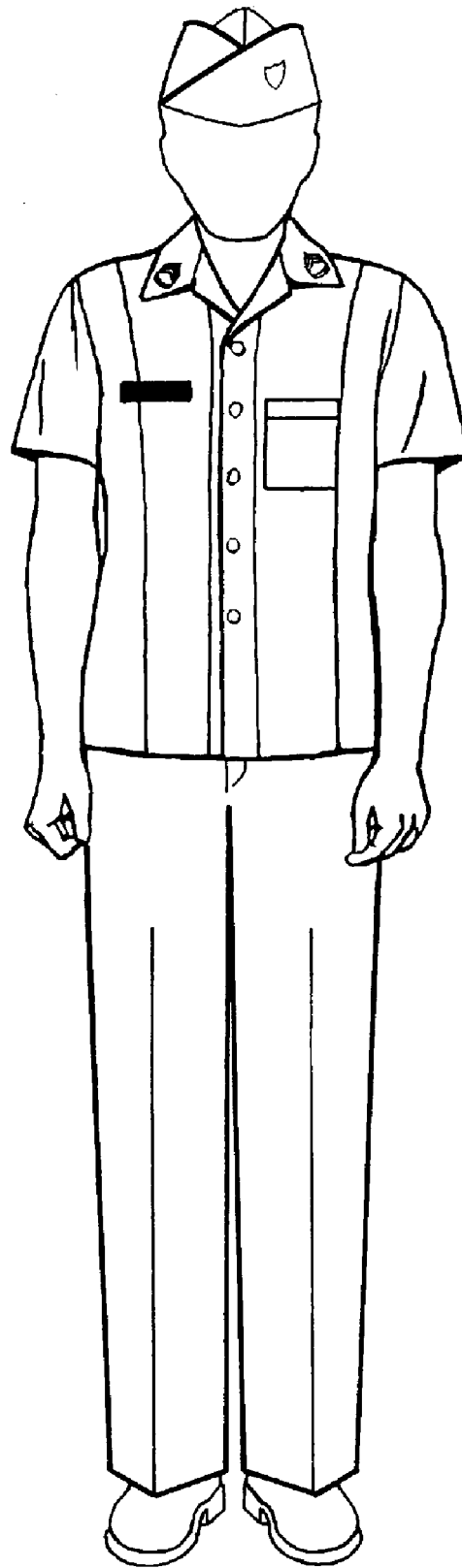


Figure 7-1. Hospital duty uniform, male

Chapter 8 Hospital Duty and Maternity Uniforms—Female

8-1. Authorization for wear

The hospital duty uniforms are authorized for year-round wear by all female officers in the Army Nurse Corps (ANC) and Army Medical Specialist Corps (AMSC) and by enlisted women with a medical, dental, or veterinary MOS. The term “hospital duty uniform” used throughout this chapter refers to both the hospital duty and hospital duty maternity uniforms.

8-2. Composition and classification

a. Material composition. The fabric is white cotton or polyester.

b. Uniform composition. The female hospital duty uniform normally comprises the following items; however, the commander may authorize variations to this uniform using CTA 50-900 and CTA 8-100 authorized clothing items:

(1) *Dress, maternity, white.* The dress will be of any plain, unadorned commercial design; white, easy care, durable press and soil release material with wing collars suitable for placement of rank and branch insignia as prescribed. Fabric content must comply with National Fire Protection Association standard. Any closure method may be used but may not cause safety hazards or degradation of appearance.

(2) *Dress, women’s (fig 8-1).* The dress will be of an approved specification or pattern. The dress is knee length with short sleeves, a front button closure system, wing tip collars, and a belt.

(3) *Slacks and tunic, maternity, white.* The slacks and tunic will be of any plain, unadorned commercial design; white; easy care, durable press, and soil release material with wing collars suitable for placement of rank and branch insignia as prescribed. Fabric content must comply with National Fire Protection Association standard. Any closure method may be used, but it must not cause safety hazards or degradation of appearance.

(4) *Smock, physicians, white.* Knee length smock with front button closure with upper and lower pockets.

(5) *Uniform, women’s, tunic and pants, hospital duty (fig 8-2).* The uniform will be of an approved specification or pattern. The tunic is an over the hip tunic with winged collars, short sleeves, and side pockets. The pants are straight legged.

(6) *Headgear.* The female garrison cap is authorized for wear with the hospital duty uniforms when outside the medical treatment facility. (See para 14-9).

c. Accessories. The following accessories are normally worn with the female hospital duty uniform:

(1) Coat.

(a) Black, all weather (para 26-10).

(b) Cold weather, woodland camouflage pattern (BDU field jacket) (para 3-2b(2)).

(2) Gloves, black, leather shell, with inserts (para 26-14a).

(3) Handbag.

(a) Black, clutch type, optional purchase (para 26-15a).

(b) Black, service (para 26-15d).

(4) Headgear.

(a) Beret, organizational (para 26-3).

(b) Cap, garrison, green (para 15-10a).

(c) Cap, service, cold weather, AG 344 (only with the black all weather coat) (para 26-7).

(5) Scarves.

(a) Black (para 26-22a).

(b) Olive green 208 (para 26-22b).

(6) Shoes.

(a) Oxford, black (para 26-24a).

(b) Oxford, white (para 26-24d).

(7) Socks/stockings.

(a) Black socks para 26-25a).

(b) White socks para 26-25c).

(c) Stockings, sheer para 26-25d).

(d) Stockings, white para 26-25e).

(8) Sweater, black cardigan para 26-27a).

(9) Undergarments paras 26-29a and 26-29c).

(10) Windbreaker para 26-31).

(11) Organizational clothing and equipment. As determined by the commander according to CTA 50–900 or CTA 8–100 for wear within the medical treatment facility.

d. Classification. The hospital duty uniforms are organizationally issued utility uniforms.

8–3. Occasions for wear

The female hospital duty uniform will be worn on duty when directed by the commander. The hospital duty uniform is not authorized for travel nor for wear off military installations except when in transit between the individual's quarters and duty station. However, medical personnel providing support for activities in the civilian community such as parades or ceremonies may wear these uniforms off the installation when authorized by the commander. See paragraph 2–5c for other exceptions to this policy.

8–4. Insignia and accouterments

The insignia and accouterments authorized for the female hospital duty uniforms are—

- a.* Branch insignia, nonsubdued para 27–12a).
- b.* Grade insignia, nonsubdued paras 27–5, 27–6, and 27–7).
- c.* Headgear insignia para 27–3).
- d.* Nameplate para 27–22c).

8–5. General guidelines

a. Basic uniform.

(1) *Enlisted and officer ANC and AMSC personnel.*

(a) The dress will be worn when prescribed for wear. The length of the dress will be no longer than 2 inches below or more than 1 inch above the bend in the back of the knee. The dress will be worn with the belt at all times. Only the dome shaped white polyester shank type buttons issued with the dress are authorized for wear on the belt secured with safety pins on the back of the belt). The white maternity dress does not have a belt.

(b) The tunic and pants uniform will be worn when prescribed for wear. The tunic will be worn outside the pants.

(c) The following pertains to both the dress and the tunic and pants uniforms. White oxford shoes and white stockings or socks will be worn with these uniforms by officers. Wear of the white oxford shoes and stockings by enlisted personnel is optional. Enlisted personnel will otherwise wear black oxford shoes and sheer stockings with the hospital duty dress and the black oxford shoes with black socks when wearing the tunic and pants uniforms. The black cardigan sweater may be worn as an outer garment with this uniform only within a medical treatment facility area while on duty. The collar of the dress or tunic will be worn outside the sweater. The black windbreaker is authorized for wear with the tunic and pants uniform and the hospital duty dress. The other outer garments listed in paragraph 8–2c1) may be worn with these uniforms. The authorized headgear for this uniform is the green garrison cap. (See para 15–10 for wear policy.) The olive green scarf may be worn with cold weather coat. The black scarf and AG 344/489 cold weather cap may be worn with the black all weather coat. Depending on the uniform fabric, starching and pressing may damage the material. Caution must be exercised in this matter.

(2) *Warrant and commissioned officer.* The commander may authorize wearing the physicians white smock over the service or utility except hospital duty dress and tunic and pants) uniform in a medical treatment facility.

b. Issue. The issuance of the hospital maternity uniform to hospital duty female personnel will have no bearing on the issuance of the Army green maternity service uniform chapter 16) nor the maternity work uniform chapter 4).

c. Precautionary wear restrictions. Caution should be exercised in regard to the fact that some of the materials used in these uniforms are inappropriate for use in areas where flammable gases are employed. Commanders will prohibit the wearing of hospital duty dresses and polyester pantsuits in flammable anesthetizing locations and mixed facilities as defined in National Fire Protection Association (NFPA) standards) or in any area where easily ignitable substances such as anesthetizing agents are present. This restriction does not apply to inhalation therapy areas where oxygen is administered, providing that easily ignitable substances such as ether, cyclopropane, alcohol, acetone, oils, greases, or lotions are not present. The presence of such flammable substance in oxygen enriched atmospheres is prohibited by NFPA standards.

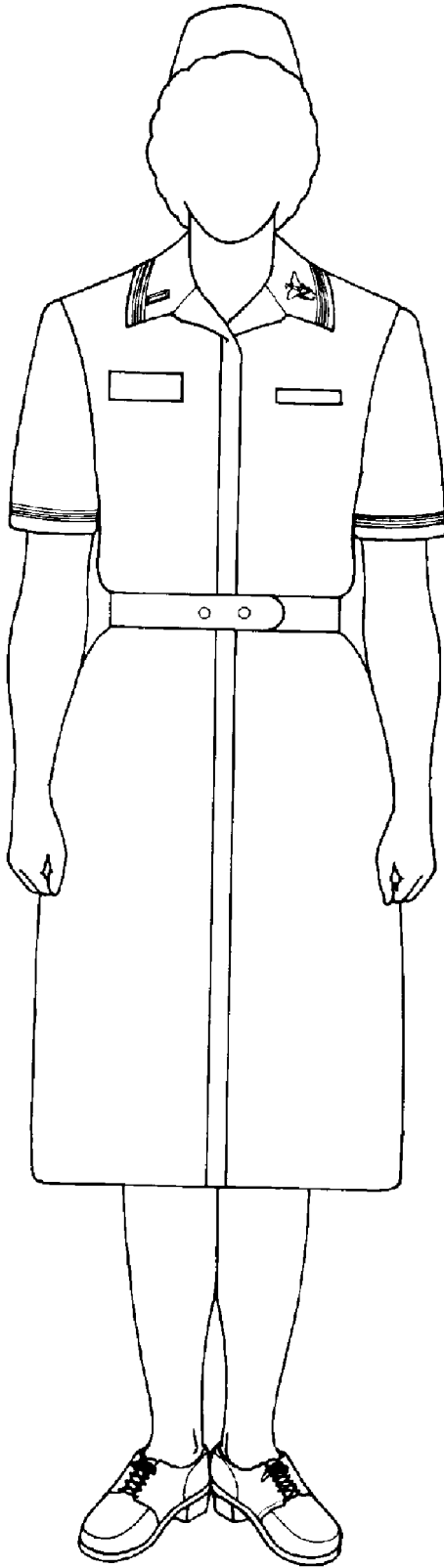


Figure 8-1. Hospital duty dress

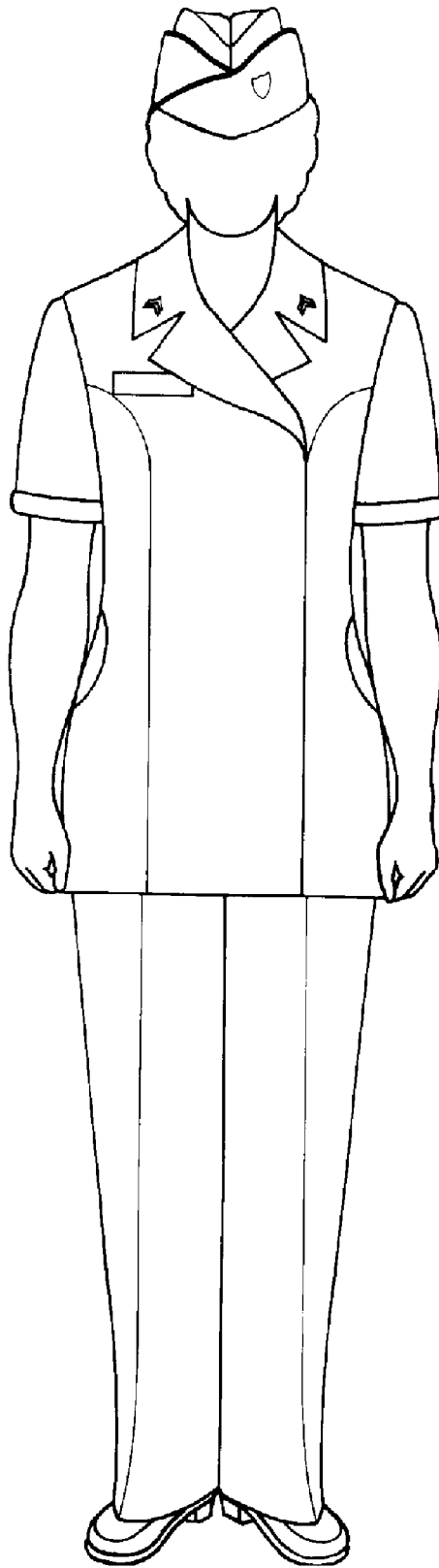


Figure 8-2. Hospital duty pantsuit

Chapter 9

Food Service Uniform—Male

9-1. Authorization for wear

The male food service utility uniforms are authorized for year round wear by all enlisted soldiers in career management field (CMF) 94 when prescribed by CTA 50-900 and the commander.

9-2. Composition and classification

a. Material composition.

- (1) White, cotton and polyester, durable press.
- (2) Black, polyester, durable press.

b. Uniform composition.

(1) The male food service utility uniform comprises the following items:

- (a) Smock, mens, medical assistants (see para 7-2b(1)).
- (b) Trousers, mens, medical assistants (see para 7-2b(3)).

(2) The garrison food service supervisor uniform comprises the following items:

(a) Shirt, white dress. Commercial short sleeve with left chest pocket with front button closure (local procurement according to CTA 50-900).

(b) Trousers, mens, food service, black. Commercial straight leg trousers with two front slash pockets, two back patch pockets, front zipper closure with belt loops (local procurement according to CTA 50-900).

c. Accessories. The following accessories are normally worn with the food service utility uniforms:

(1) Belt, web, with open-faced black buckle (food service uniform) and belt, web, with brass buckle (food service supervisor) (para 26-2a and b).

(2) Coat.

(a) Black, all weather (para 26-10).

(b) Cold weather, woodland camouflage pattern (camouflage field jacket) (para 3-2b(2)).

(3) Footwear.

(a) Boots, combat, leather, black (para 26-4).

(b) Shoes, oxford, black (para 26-24c).

(4) Gloves.

(a) Black leather shell with inserts (para 26-14a).

(b) Black, leather, dress, unisex (para 26-14b).

(5) Headgear.

(a) Beret, organizational (para 26-3).

(b) Cap, garrison, green (para 14-9a).

(c) Cap, service, cold weather, AG 344/489 (when wearing black all weather coat) (para 26-7).

(6) Scarves.

(a) Black (para 26-22a).

(b) Olive green 208 (para 26-22b).

(7) Socks.

(a) Black (para 26-25a).

(b) Olive green/black cushion sole (worn with boots only) (para 26-25b).

(8) Sweater, black pullover (for wear with food service supervisor uniform only) (para 26-27c) and cardigan (para 26-27b).

(9) Undergarments (para 26-29b).

(10) Undershirts, white (para 26-29e).

(11) Windbreaker (para 26-31).

(12) Smock, food inspectors, and other organizational clothing and equipment as determined by the commander according to CTA 50-900 and CTA 50-970.

d. Classification. The food service utility and food service supervisor uniforms are organizationally issued utility uniforms. However, these uniforms will be retained by the individual for as long as the soldier is assigned to food service duties.

9-3. Occasions for wear

The food service utility and food service supervisor uniforms may be worn by enlisted soldiers in CMF 94 on duty

when prescribed by the commander. The food service utility uniforms are not worn for travel nor wear off military installations except in transit between the individual's quarters and duty station. Food service personnel providing support for activities in the civilian community, such as parades or ceremonies may wear this uniform when authorized by the commander. See paragraph 2-5c for exceptions to this policy. These uniforms will only be worn in garrison and are not authorized for wear in the field.

9-4. Insignia and accouterments

The following insignia are authorized for wear on the food service uniforms:

- a.* Grade insignia, nonsubdued (paras 27-5, 27-6, and 27-7).
- b.* Headgear insignia (para 27-3).
- c.* Nameplate (para 27-22c).

9-5. General guidelines

a. The food service uniform will be worn with the smock tucked into the trousers. Exceptions to the prescribed wear of the smock may be authorized for health and safety reasons. The black belt with black open-faced buckle will be worn with this uniform. The food handlers apron and food handlers cap will only be worn within the immediate vicinity of the dining facility. No insignia will be worn on the food handlers cap. The black all weather coat and cold weather coat (field jacket) may be worn with these uniforms as outer garments. The olive green scarf and black shell gloves may be worn, but are not required to be worn, with the cold weather coat (field jacket) only. The optional purchase, black windbreaker, may be worn except in formation. Black oxford shoes or combat boots will be worn with the food service uniforms unless other footwear is authorized by CTA 50-900. The trousers will not be bloused when wearing boots. The standard headgear for this uniform is the green garrison cap. (See para 14-9a(3) for wear policy.) Only the food handlers cap will be worn in the dining facility.

b. The food service supervisor may wear the white shirt, black trousers, black oxford shoes, and the garrison cap, when authorized by the commander. The black windbreaker, black pullover sweater, and black all weather coat are authorized for wear with this uniform. The black cardigan sweater may only be worn in the dining facility. The black belt with brass buckle will be worn with this uniform. The food inspector's smock may be worn with the food service supervisor uniform in the dining facility only.

c. The black scarf, black dress gloves, and the AG 344 cold weather service cap may be worn with the black all weather coat with both uniforms.

d. Figure 9-1 shows the food service uniform for males.

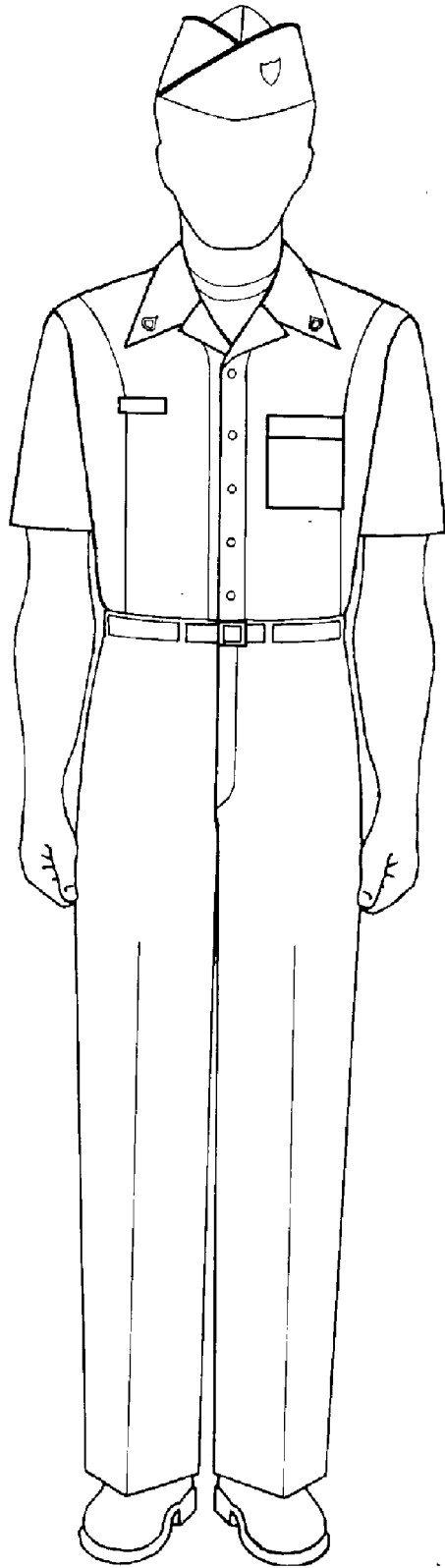


Figure 9-1. Food service uniform, male

Chapter 10 Food Service and Maternity Uniforms—Female

10–1. Authorization for wear

The female food service utility uniforms are authorized for year-round wear by enlisted soldiers in CMF 94 when prescribed by CTA 50–900.

10–2. Composition and classification

a. Material composition.

- (1) White, cotton and polyester, durable press.
- (2) Black, polyester, durable press.

b. Uniform composition.

- (1) The female food service uniform comprises the following items:
 - (a) Dress, women, hospital duty, white. (See para 8–2b(2).)
 - (b) Uniform tunic and pants, women, white, hospital duty. (See para 8–2b(5)).
 - (c) Dress, maternity, white. (See para 8–2b(1).)
 - (d) Slacks and tunic, maternity, white. (See para 8–2b(3).)
 - (e) Pantsuit, women’s, cotton/polyester, white (fig 10–1).
- (2) The garrison food service supervisor uniform comprises the following items:
 - (a) Blouse, women, food service, white. Commercial short sleeve with front button closure (local procurement according to CTA 50–900).
 - (b) Skirt, women food service, black (local procurement according to CT 50–900).
 - (c) Slacks, women, food service, black (local procurement according to CTA 50–900).

c. Accessories. The following accessories are normally worn with the food service utility uniforms:

- (1) Coat.
 - (a) Black, all weather (para 26–10).
 - (b) Cold weather, woodland camouflage pattern (camouflage field jacket) (para 3–2b(2)).
- (2) Footwear.
 - (a) Boots, combat, leather, black (para 26–4).
 - (b) Shoes, oxford, black (para 26–24a).
- (3) Gloves.
 - (a) Black, leather shell, with inserts (para 26–14a).
 - (b) Black, leather, dress, unisex (para 26–14b).
- (4) Handbag.
 - (a) Black, clutch type, optional purchase (para 26–15a).
 - (b) Black, service (26–15d).
- (5) Headgear.
 - (a) Berets, organizational (para 26–3).
 - (b) Cap, garrison, female, green (para 15–10a).
 - (c) Cap, service, cold weather, AG 344 (para 26–7).
- (6) Scarves.
 - (a) Black (para 26–22a).
 - (b) Olive drab 208 (para 26–22b).
- (7) Socks and stockings.
 - (a) Socks.
 - 1—Black (para 26–25a).
 - 2—Olive green/black cushion sole (para 26–25b).
 - (b) Stockings, sheer (para 26–25d).
- (8) Sweater, black pullover (for wear with food service supervisor uniform only) (para 26–27c) and black cardigan (para 26–27a).
- (9) Undergarments (para 26–29a and b).
- (10) Windbreaker (para 26–31).
- (11) Smock, food inspectors, and other organizational clothing and equipment. As determined by the commander according to CTA 50–900 and CTA 50–970.

d. Classification. The food service utility and food service supervisor uniforms are classified as organizational issue

utility uniforms. However, these uniforms will be retained by the individual once issued for as long as the soldier is assigned to food service duties.

10-3. Occasions for wear

The food service utility uniform may be worn by enlisted soldiers in CMF 94 on duty when prescribed by the commander. The food service utility uniforms may not be worn for travel or off military installations except in transit between the individual's quarters and duty station. Food service personnel providing support for activities in the civilian community such as parades or ceremonies may wear this uniform when authorized by the commander. See paragraph 2-5c for other exceptions to this policy. These uniforms will only be worn in garrison and are not authorized for wear in the field.

10-4. Insignia and accouterments

The insignia authorized for wear on the food service uniforms are—

- a.* Grade insignia, nonsubdued (paras 27-5, 27-6, and 27-7).
- b.* Headgear insignia (para 27-3).
- c.* Nameplate (para 27-22c).

10-5. General guidelines

a. The food handlers apron (CTA 50-900) and the food handlers cap (CTA 50-970) are only authorized to be worn within the immediate vicinity of the dining facility. No insignia will be worn on the food handlers cap. The black all weather coat and cold weather coat (field jacket) may be worn with these uniforms as outer garments. The olive green scarf and black shell gloves may only be worn, but are not required to be worn, with the cold weather coat (field jacket). The optional purchase, black windbreaker, may be worn except in formation. Black oxford shoes or combat boots will be worn with the food service uniforms unless other footwear is authorized by CTA 50-900. Either black socks or sheer stockings will be worn with the black oxfords with the pantsuit or the tunic with slacks. Sheer stockings will be worn with the food service uniform dresses. The slacks will not be bloused when wearing boots. The standard headgear for this uniform is the green garrison cap (see para 15-10 for wear policy). Only the food handlers cap will be worn in the dining facility.

b. The food service supervisor may wear the white blouse, black slacks or skirt, black oxford shoes, and garrison cap when authorized by the commander. The black windbreaker, black pullover sweater, and black all weather coat are authorized for wear with this uniform. The black cardigan sweater may only be worn in the dining facility. The food inspectors smock may be worn with the food service supervisor uniform in the dining facility only.

c. The black scarf, black dress gloves, and the AG 344/489 cold weather service cap may be worn with the black all weather coat with both uniforms. Handbags may be carried with these uniforms except when in formation.

d. The issuance of the food service maternity uniform to female personnel in CMF 94 will have no bearing on the issuance of the Army green maternity service uniform (chapter 16) or the maternity work uniform (chapter 4).

e. Figure 10-1 shows the food service uniform for females.

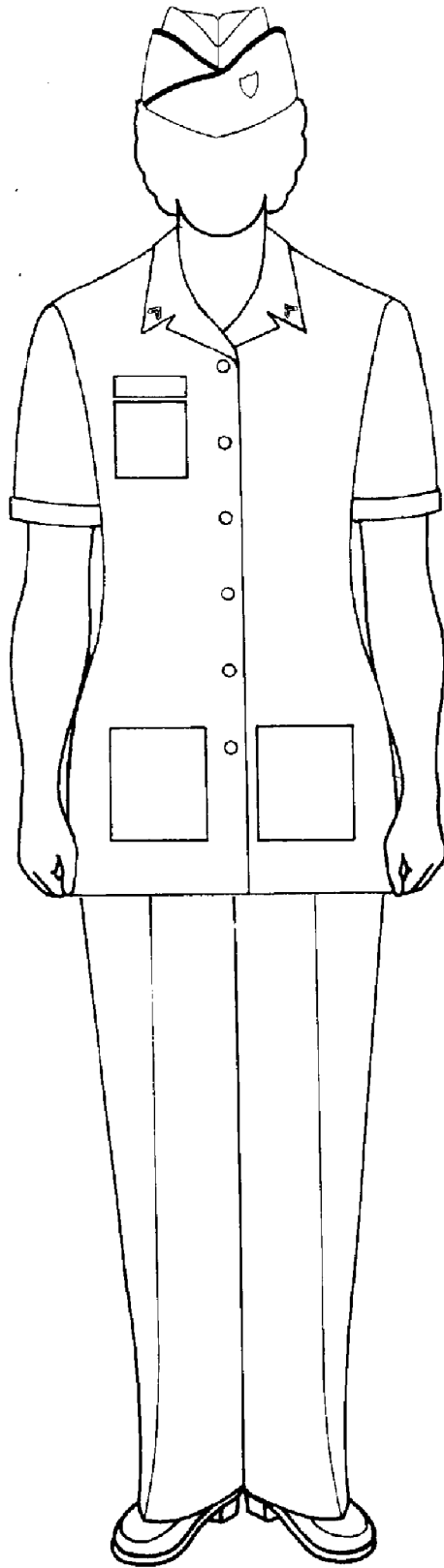


Figure 10-1. Food service uniform, female

Chapter 11 Flight Uniforms

11-1. Authorization for wear

The Army flight uniform is authorized for year-round wear by all personnel in accordance with CTA 50-900. A two-piece Aircrew Battle Dress Uniform (ABDU) is currently being manufactured and will be introduced into the Army inventory by the end of 1992. The wear policy for the ABDU will be addressed in message format.

11-2. Composition and classification

a. Material composition. The flight coverall fabric is high temperature resistant, antistatic treated, non-melting aramid blend, plain weave, sage green in color.

b. Uniform composition. The flight uniform comprises the following:

(1) *One-piece organizational flight coverall.* The coveralls are unlined with a slide fastener front closure, hook and pile fastener tape adjustments for the waist, and sleeves and a slide fastener on the bottom of each leg. There are two breast patch pockets, a combination utility and pencil pocket on the left sleeve, two thigh patch pockets, a knife pocket with lanyard on the left thigh, two lower leg patch pockets, and a multiple pencil compartment pocket on the right lower leg pocket. Except for the knife pocket, all pockets have slide fastener closures.

(2) *Gloves, flight.* The gloves are of the four-finger and thumb type. The front of the hand and fingers are leather. An elastic take-up tab is used on the front of the wrist.

(3) *Jacket, flight.* The jacket has knitted cuffs and waistband, front slide fastener closure with inside protective flap, collar with hood and pile tab closure, and diagonal side pockets with flaps. The left sleeve has a utility/pencil pocket. The jacket is fully lined.

c. Accessories. The following accessories are normally worn with the flight uniforms:

(1) Boots, combat leather, black (para 26-4).

(2) Headgear.

(a) Beret, organizational (para 26-3).

(b) Cap, BDU (para 3-2b(2)).

(c) Helmet, aviator.

(3) Socks, olive green/black cushion sole (para 26-25b).

(4) Undergarments (para 26-29a and b).

(5) Undershirt, brown (para 26-29d).

(6) Organizational clothing and equipment. As determined by the commander per CTA 50-900.

(7) Gloves, flyers, LIN J67052, CTA 50-900.

d. Classification. The flight uniforms are organizationally issued uniforms.

11-3. Occasions for wear

The flight uniform will be worn on duty when flying or on standby awaiting flight or as directed by the commander. The flight uniform will not be worn for travel or off military installations except in transit between the individual's quarters and duty station. See paragraph 2-5c for exceptions to this policy.

11-4. Insignia and accouterments

The insignia and accouterments authorized for wear on the flight uniform are—

a. Grade insignia (para 11-5b.)

b. Headgear insignia (para 27-3).

c. Nameplate (para 11-5b).

d. Subdued shoulder sleeve insignia, current organization (para 27-16e(2)).

11-5. General guidelines

a. Flight coverall (figure 11-1). The organizational flight uniform is for use by flight crews as prescribed in CTA 50-900. Alterations to the uniform are not authorized. The black leather combat boot and the black leather insulated boot (when authorized according to CTA 50-900) are the authorized footwear for wear with the flight uniform. The flight coverall will not be tucked into the boots. The flight uniform is not intended to be worn as an all-purpose uniform when other uniforms are more suited. Flight jackets will only be worn with the organizational flight uniform. The BDU cap is the standard headgear for the organizational flight uniform. Commanders may authorize other uniforms for wear during administrative flights.

b. Insignia and accouterments.

(1) A two-inch by four-inch black leather nameplate will be attached to the two-inch by four-inch velcro attachments affixed to the flight suit and jacket. This nameplate will include 1/4-inch block style lettering in silver with appropriate crewmembers badge on the first line, full name (first, middle initial, and last name) on the second line, and abbreviated rank and the words "U.S. Army" on the third line. The nameplate will be provided at no expense to the individual.

(2) The SSI will be worn 1/2 inch below the shoulder seam. Officer personnel will wear subdued embroidered insignia of grade on the shoulder of the organizational flight suit and flight jacket. The insignia will be attached 5/8 inch in from the shoulder seam and centered.

(3) Local commanders may authorize all aviation personnel who are not authorized flight clothing to remove pin-on metal insignia from the work uniforms while engaged in maintenance activities near the aircraft.

(4) Local commanders may authorize the wearing of solid baseball caps (when authorized per CTA 50-900) by aircraft and ground crewmembers as a safety and identification measure while on the flight line or in the base operations area. Standard headgear will be worn outside this area. The caps will be provided at no expense to the individual.

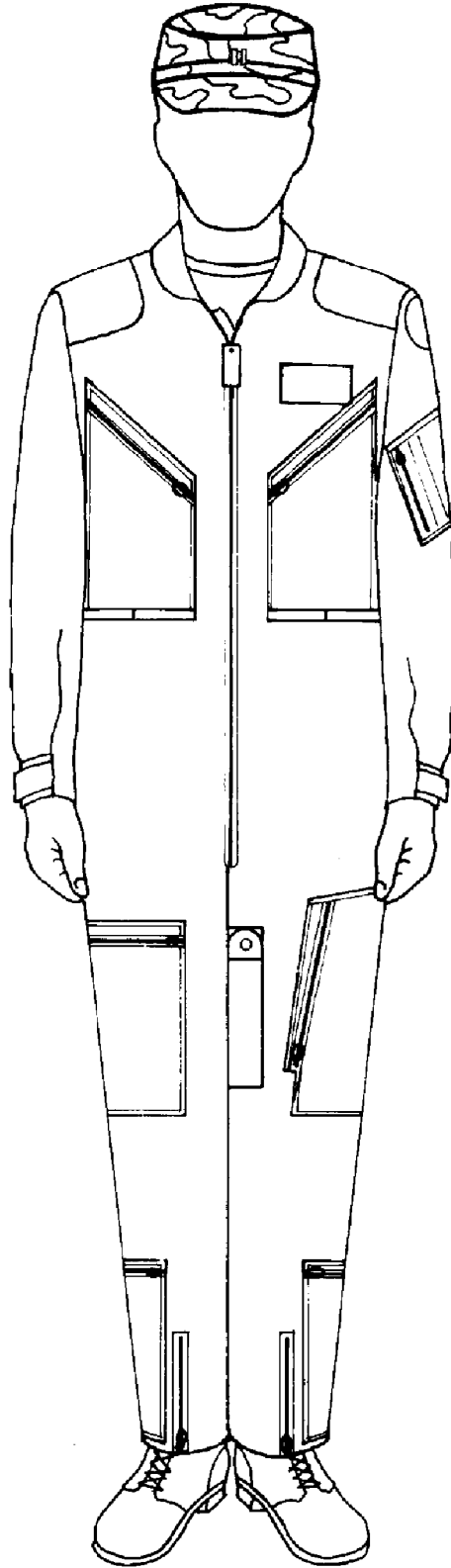


Figure 11-1. Flight uniform

Chapter 12 Combat Vehicle Crewman Uniform

12-1. Authorization for wear

The combat vehicle crewman (CVC) uniform is authorized for year-round wear by combat vehicle crewmen when issued per CTA 50-900 and prescribed by the commander.

12-2. Composition and classification

a. Material composition. Fabric is high temperature resistant, antistatic treated, non-melting aramid blend, plain weave, OG-106 and Tan 380 in color.

b. Uniform composition.

(1) *Coverall.* The coverall is a one-piece design that has a front entry zippered closure; drop seat; extraction strap located at the upper back and pockets located on the left sleeve, chest, right and left sides, right-left front hips, right-left upper thigh, and right-left lower legs. All pockets have slide fastener closures. This is the only component produced in the Tan 380 but it may be worn with OG-106 components.

(2) *Jacket, cold weather.* The jacket is single breasted with a front slide fastener closure, and an inside protective flap. The back has a yoke and retrieval strap opening with hook and pile closure. The left sleeve has a utility and pencil pocket and the sleeves have elbow patches. The cuffs and waistband are rib knit. The jacket is fully lined with quilted flame resistant batting material.

c. Accessories. The following accessories are normally worn with these uniforms:

- (1) Balaclava hood, CVC, line number H46881, CTA 50-900.
 - (2) Bib, overalls, LIN P37820, CTA 50-900.
 - (3) Body armor, ballistic undergarment, line number 80592N, CTA 50-900.
 - (4) Boots, combat, leather, black (para 26-4).
 - (5) Gloves, CVC, cold weather, LIN C67081, CTA 50-900.
 - (6) Gloves, CVC, summer, line number G70780, CTA 50-900.
 - (7) Headgear, cap, BDU (para 3-2b(2)).
 - (8) Helmet, CVC.
 - (9) Socks, olive green/black cushion sole (para 26-25b).
 - (10) Undergarments (para 26-29b).
 - (11) Undershirt, brown (para 26-29d).
 - (12) Organizational clothing and equipment. As determined by the commander in accordance with CTA 50-900.
- d. Classification.* The CVC uniform is an organizationally issued uniform.

12-3. Occasions for wear

The CVC uniform will be worn on duty when directed by the commander. They may not be worn for travel or off military installations except in transit between the individuals' quarters and duty station. See paragraph 2-5c for exceptions to this policy. These uniforms are not intended to be worn as all-purpose uniforms when other uniforms are more appropriate.

12-4. Insignia and accouterments

The insignia and accouterments authorized for wear on these uniforms are—

- a.* Grade insignia (paras 27-5, 27-6, and 27-7, attachment (para 12-5b below)).
- b.* Headgear insignia (para 27-3).
- c.* Nametape attachment (para 27-22b and 12-5b below).
- d.* U.S. Army tape (para 27-22a, attachment) (para 12-5b below).
- e.* Subdued shoulder sleeve insignia, current organization (para 27-16e(2)).

12-5. General guidelines

a. Basic uniform (figure 12-1). The CVC uniform when issued, will be worn by all combat vehicle crewman whenever they are operating their vehicles. Alterations to the uniform are not authorized. The black leather combat boot is the authorized footwear for wear with the CVC uniform. The uniform will not be tucked into the boots. The cold weather jacket will only be worn with the CVC uniform (figure 12-2). The BDU cap is the standard headgear for the CVC uniform when the CVC helmet is not being worn.

b. Wear of insignia.

- (1) The U.S. Army tape will be worn approximately 1/2 inch up from the outside zipper seam on the left breast,

horizontal to the ground. The nametape will be worn on the right side in the line with the U.S. Army tape. The subdued sew-on insignia of grade will be worn centered and 1/4 inch above the nametape.

(2) The U.S. Army and nametapes will be worn on the cold weather jacket approximately one and one-half inches above the top of the pocket flaps, horizontal to the ground.

(3) The subdued sew-on insignia of grade, nametape, U.S. Army tape, and shoulder sleeve insignia will be provided and attached without cost for enlisted personnel.

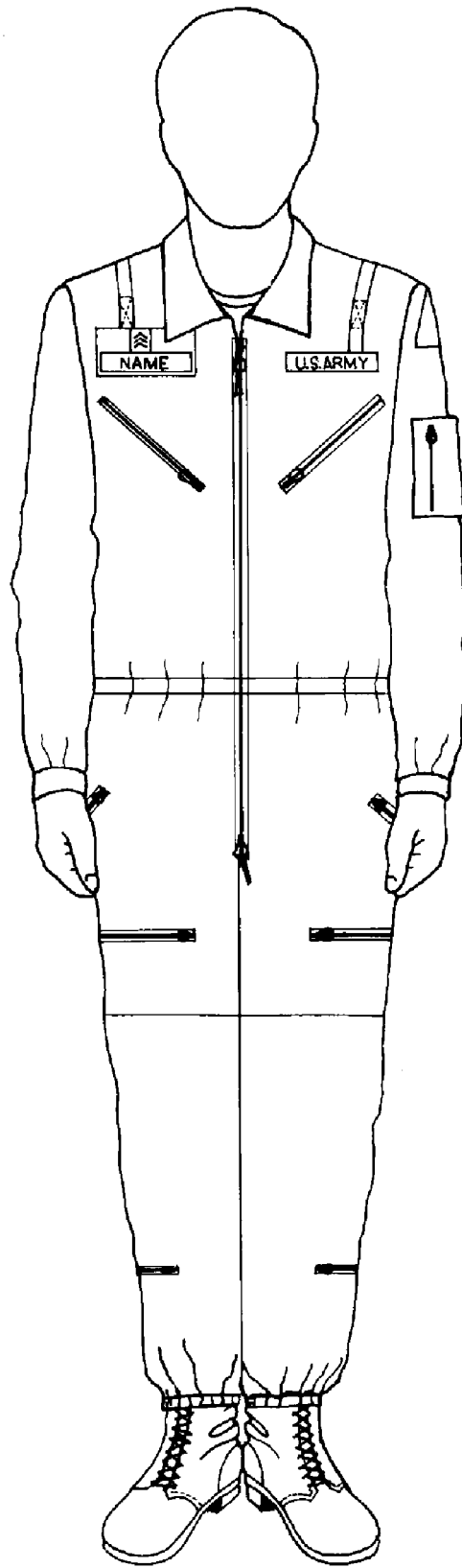


Figure 12-1. Combat vehicle crewman's uniform

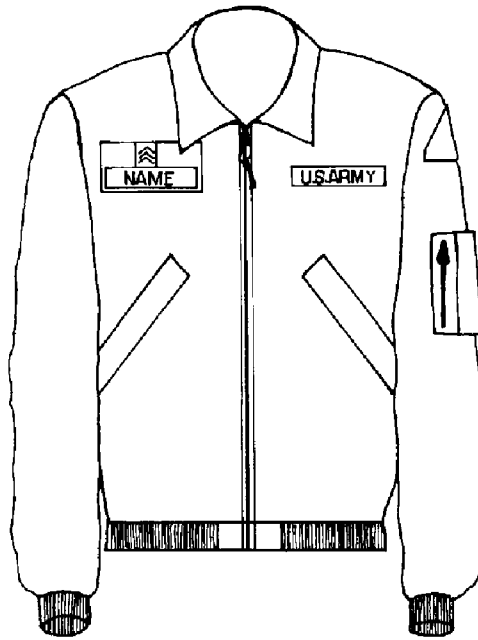


Figure 12-2. Jacket, cold weather

Chapter 13 Physical Fitness Uniform

13-1. Authorization for wear

The physical fitness uniform (PFU) is authorized for year-round wear by all personnel when prescribed by the commander.

13-2. Composition and classification

a. Basic composition. The PFU comprises the following components:

- (1) T-shirt, athletic, gray.
- (2) Trunks, general purpose, gray.
- (3) Sweat pants, gray.
- (4) Sweat shirt, hooded, gray, with zipper.

b. Accessories.

(1) Cap, knit, navy blue 3346, line number C04000 (when issued according to CTA 50-900 and prescribed by the commander).

(2) Commanders may authorize the wear of commercial running shoes, socks, gloves, long underwear and other items appropriate to the weather conditions and type of activity. Long underwear and similar items must be concealed from view by the hooded sweat shirt and sweat pants.

(3) Commanders may authorize the wear of commercially purchased gray or black biking shorts or equivalent, to be worn under the PFU shorts. The length of the biking shorts or equivalent must end above the knee or higher. The commercial items should not bear obtrusive markings or patterns. Soldiers will not be required to buy these items.

b. The PFU is a clothing bag item. Each element of the PFU is identified with a national stock number (NSN) and a Defense Logistics Agency (DLA) contract number printed on a label and sewn into the garment. If the label does not contain this information, then the garment is not the authorized garment. (See fig 13-1.)

13-3. Occasions for wear

The PFU may be worn on and off duty when authorized by the commander when engaged in physical training both on and off the military installation. This uniform may be worn in transit between the individual's quarters and duty station. Soldiers may wear all or parts of the PFU, at their discretion, when not on the installation. Standards of wear and

appearance specified in paragraph 1–7 will apply at all times. Wear policy on the installation will be governed by the commander.

13–4. General guidelines

The only insignia authorized for wear on the PFU is the physical fitness badge. When the physical fitness badge is worn, it will be placed on the upper left front side of the PFU T-shirt and/or sweat shirt (see para 28–17a(6)).




Figure 13-1. Physical Fitness uniform

Part Three Service Uniforms

Chapter 14 Army Green Service Uniform—Male

14-1. Authorization for Wear

The class A and B Army green uniforms are authorized for year-round wear by all male personnel. The Class A uniform with white shirt and bow tie is an optional dress uniform for all male enlisted personnel.

14-2. Composition

a. The class A green uniform is composed of the Army green coat and trousers, an Army green shade 415 short or long sleeve shirt and a black four-in-hand necktie. For accessories and other items authorized for wear on the Class A green uniform see paragraph 14-10.

b. The class B green uniform is composed of the Army green trousers and Army green shade 415 short or long sleeve shirt. (A four-in-hand necktie will always be worn with the long sleeve AG 415 shirt.) See paragraph 14-10 for accessories and other items authorized for wear with the class B uniform.

c. The Army green dress uniform (authorized for enlisted personnel only) is composed of the Army green coat and trousers, commercial long sleeve white shirt, and black bow tie or black four-in-hand tie, (before retreat). Only the garrison cap or green service cap is authorized for wear with this uniform. Combat boots, berets, and organizational items such as brassards and military police (MP) accessories, etc., will not be worn with the Army green dress uniform. Other accessories and insignia items authorized for wear by enlisted personnel with the class A uniform may be worn with the Army green dress uniform as indicated in paragraph 14-10.

14-3. Classification

The Army green uniform is a clothing bag issue service uniform. It is also classified as an optional dress uniform for enlisted personnel when worn with a white shirt and black bow tie or black four-in-hand tie (before retreat).

14-4. Occasions for wear

a. The Army green uniform (class A) and authorized variations (class B) may be worn by all male personnel when on duty, off duty, or during travel. These uniforms are also acceptable for informal social functions after retreat, unless other uniforms are prescribed by the host.

b. The Army green dress uniform is authorized for wear by male enlisted personnel—

(1) At social functions of a private or official nature either before or after retreat and in transit to and from such functions. It is otherwise not authorized for travel.

(2) When designated by the host.

14-5. Materials

a. Coat and trousers. Coat and trousers will be made of the same material and shade.

(1) Polyester/Wool Serge, 7.2 ounce (standard issue fabric and the only one authorized in the clothing bag), AG 489.

(2) Polyester/Wool Gabardine, 10.0 ounce (optional purchase fabric), AG 489.

(3) Texturized Woven Polyester, 6.5 ounce (optional purchase fabric), AG 491.

(4) Polyester/Wool Elastique, 16.0 ounce (optional purchase fabric), AG 489.

b. Headgear.

(1) Garrison cap, all male personnel. Material may be any of the materials listed for the coat and trousers in a above.

(2) Service cap.

(a) Officers. Fur felt or wool felt, 9-ounce weight, Army green shade 344/489.

(b) Enlisted personnel. Material may be any of the materials listed for the coat and trousers in a above or fur felt or wool felt, 9-ounce weight, Army green shade 344.

14-6. Coat, Army green

a. Design. The coat will be made from an approved specification or pattern.

b. General description. The coat will be single-breasted, peak-lapel, four-button coat extending below the crotch, fitting easily over the chest and shoulders, with a slight draped effect in front and back. The coat will be fitted slightly at the waist conforming to the figure without tightness and with no prominent flare.

c. Coat sleeve ornamentation.

(1) *General officers.* The sleeve will have a band of black mohair, polyester, or mercerized cotton braid, 1 and 1/2 inches wide, sewn on each sleeve with the lower edge parallel to and 3 inches above the bottom edge of each sleeve.

(2) *Other officers.* The sleeve will have a band of black mohair, polyester, or mercerized cotton braid, 3/4 inches wide, sewn on each sleeve with the lower edge parallel to and 3 inches above the bottom edge of each sleeve.

(3) *Enlisted personnel.* The sleeve will be plain.

14-7. Trousers, Army green

a. Design. The trouser will be made from an approved specification or pattern.

b. General description. The trousers will be straight legged without cuffs and with side and hip pockets. The left hip pocket has a buttonhole tab and button.

c. Trouser leg ornamentation. Braid will be sewn on each outside seam of the trouser leg from the bottom of the waistband to the bottom of the trouser leg as follows:

(1) *General officers.* Each trouser leg will have two 1/2 inch wide black mohair, polyester, or mercerized cotton braids sewn 1/2 inch apart.

(2) *Other officers.* Each leg will have one, 1 and 1/2 inch black mohair, polyester, or mercerized cotton braid.

(3) *Enlisted personnel.* The trouser leg will be plain.

14-8. Shirt, AG 415, long and short sleeve

Prepared durable press, 65/35 polyester and cotton broadcloth, AG 415. The shirt is a dress type with shoulder loops, seven-button front, and two pleated pockets with button-down flaps. The short sleeve shirt has a convertible collar and may be worn with or without a black four-in-hand necktie when worn as an outer garment or with authorized accessories (black windbreaker, black pull over sweater, etc.). When the short sleeve shirt is worn, with either the black cardigan or black pullover sweaters, without a necktie, the shirt collar will be worn outside the sweater. The long sleeve shirt will always be worn with a four-in-hand necktie. Optional purchase and wear of AG 428 polyester and wool long and short sleeve shirts are authorized. The AG 415 and AG 428 shirts will not be starched or bleached.

14-9. Headgear

a. Garrison cap, Army green.

(1) *Design.* The cap will be made from an approved specification or pattern.

(2) *Ornamental braid.* Garrison cap braid refers to the piping used for additional identification purposes that is secured to the tip edge of the curtain of the garrison cap. The type of braid on the garrison cap is as follows:

(a) General officers. The cap will have a cord edge braid of gold bullion or synthetic metallic gold yarn.

(b) Company and field grade officers. The cap will have a cord edge braid of gold bullion or synthetic metallic gold yarn with black rayon or black polyester intertwined.

(c) Warrant officers. The cap will have a cord edge braid of silver bullion or synthetic metallic silver yarn or silver rayon with black rayon or black polyester intertwined.

(d) Enlisted personnel. The cap will have a cord edge braid of the same material as the cap, Army green shade 344.

(3) *Wear.* The garrison cap may be worn by all enlisted personnel with class A and B Army green uniforms or with the hospital duty or food service uniforms. It is also authorized for wear by officer personnel with the class A Army green uniform while in a travel status or assigned to airborne or air assault units, and with the class B Army green uniform.

(4) *Proper wear position.* The garrison cap will be worn with the front vertical crease of the cap centered on the forehead, in a straight line with the nose. The cap will be tilted slightly to the right, but in no case will the side of the cap rest on the top of the ear. The cap will be placed on the head in such a manner that the front and rear vertical creases and the top edge of the crown form unbroken lines in silhouette. The crown of the cap will not be crushed or shaped to form peaks at the top front or top rear of the cap.

b. Service cap, Army green.

(1) *Design.* The cap will be made from an approved specification or pattern. Officers are authorized, at their option, to wear the cap frame with a removable cover.

(2) *Visor and visor ornamentation.* The visor will be of plain black leather, lined with embossed hatters green prime leather; as an option, poromeric material with a leather finish is authorized. The visor ornamentation is as follows:

(a) General and field grade officers. The top of the visor will be black cloth with two arcs of oak leaves in groups of two, embroidered in gold bullion or synthetic metallic gold yarn or manufactured from anodized aluminum in 24-karat gold color.

(b) Company grade officers, warrant officers, and enlisted personnel. The top of the visor will be of plain black shell cordovan or shell cordovan finish leather, resin treated, with a waterproof edge.

(3) *Chinstrap and chinstrap ornamentation.* The chinstrap will be two straps, each 1/2 inch in width by 10 inches in

length, with one end of each strap forming a slide and the other end of each strap fastened to the cap at each end of the visor. The chinstrap ornamentation is as follows:

(a) *Officers.* The chinstrap will be of natural or light brown, full grain pigskin or sheepskin, nonbleeding, with pointed ends, covered with two-vevellum gold wire lace or synthetic metallic gold lace or a one piece strap manufactured from anodized aluminum in 24-karat gold color.

(b) *Enlisted personnel.* The chinstrap will be of plain black leather matching the visor in appearance with rounded ends. Poromeric material with a leather finish is authorized.

(4) *Cap insignia.* Insignia will be worn on the service cap, secured through the front eyelet provided thereon. The service cap insignia is described in paragraph 27–3b.

(5) *Wear.* The Army green service cap may be worn by all male Army personnel with the class A and B Army green uniforms. However, officer personnel do not have to wear it with the class A Army green uniform when in a travel status (PCS/TDY), assigned to units authorized to wear organizational berets, or assigned to air assault units. The service cap is optional for enlisted personnel except when in formation unless authorized by the commander. The rain cap cover (para 26–11) is authorized for use with this headgear.

(6) *Proper wear position.* The service cap will be worn straight on the head so that the braid hat band on the service cap creates a straight line around the head parallel to the ground. The shape of the service cap will not be altered in any manner.

14–10. Items normally worn with the Army green uniform

a. *Accessories.* The following accessories will be worn with the Army green uniform:

- (1) Belt, black web with black or brass tip (para 26–2).
- (2) Berets, organizational (not authorized with Army green dress uniform) (para 26–3).
- (3) Boots, combat, leather, black (only when bloused trousers are authorized - not authorized with Army green dress uniform) (para 26–4).
- (4) Bow tie, black (only with the Army green dress uniform) (para 26–20a).
- (5) Buttons (para 26–5).
- (6) Buckle, solid brass (para 26–2c).
- (7) Cap, service, cold weather, AG 344/489 (only when wearing the black all weather coat or black windbreaker) (para 26–7).
- (8) Chaplains apparel (para 26–9).
- (9) Coat, black all weather (para 26–10).
- (10) Gloves, black, leather, unisex, dress (only with class A, Army green dress uniforms, black all weather coat or windbreaker), (para 26–14b).
- (11) Hat, drill sergeant (not authorized with Army green dress uniform) (para 26–16b).
- (12) Judges apparel (para 26–17).
- (13) Military police accessories (para 26–18).
- (14) Necktie, black, four-in-hand (para 26–20c).
- (15) Scarf, black (only with black all weather coat or windbreaker) (para 26–22a).
- (16) Shirt, white (only with Army green dress uniform) (para 26–23c).
- (17) Shoes, oxford, black and overshoes (paras 26–24c and 26–21).
- (18) Socks, black (para 26–25a).
- (19) Socks, olive green/black cushion sole (worn with boots only) (para 26–25b).
- (20) Sweater, cardigan, black (para 26–27b).
- (21) Sweater, pullover, black (only with class B green uniform) (para 26–27c).
- (22) Undershirt, white (para 26–29e).
- (23) Windbreaker, black (only with class B green uniform) (para 26–31).

b. *Insignia, awards, badges, and accouterments worn on the Army green uniform (class A and B) and the Army green dress uniform.* Note exceptions.

- (1) Aiguillette, service (officers only) (para 27–23).
- (2) Brassards (not authorized on Army green dress uniform) (para 27–27).
- (3) Branch of service scarfs (not authorized on Army green dress uniform) (para 27–19).
- (4) Fourragere/lanyard (para 28–11d).
- (5) Distinctive items for infantry personnel (para 27–28).
- (6) Branch insignia (not authorized on the class B) (paras 27–10a through 27–12a).
- (7) U.S. insignia (not authorized on the class B) (para 27–4).
- (8) Insignia of grade (paras 27–5 through 27–7, and 27–8a).
- (9) Headgear insignia (para 27–3).
- (10) Distinctive unit insignia (not authorized on the Army green dress uniform and the class B) (para 27–21).

- (11) Regimental distinctive insignia (para 27–21g).
- (12) Combat leaders identification (not authorized on the class B) (para 27–20).
- (13) OCS/WOC insignia (paras 27–14 and 27–15).
- (14) Shoulder sleeve insignia, current assignment, full color (not authorized on the class B) (para 27–16).
- (15) Shoulder sleeve insignia, former wartime unit, full color (not authorized on the class B) (para 27–17).
- (16) Nameplate (para 27–22c).
- (17) Organizational flash (worn on organizational berets-not authorized with Army green dress uniform) (para 27–29a).
- (18) Background trimming (para 27–29b).
- (19) Airborne insignia (para 27–29c).
- (20) Overseas service bars (not authorized on the class B) (para 27–26).
- (21) Service stripes (not authorized on the class B) (enlisted personnel only) (para 27–25).
- (22) Decoration and service medal ribbons, (full size medals may only be worn on Army green dress uniform) (para 28–7).
- (23) Unit awards (para 28–11).
- (24) U.S. badges (identification, marksmanship, combat, and special skill, (special skill and marksmanship cloth tabs are not authorized on the class B); (full, miniature, and dress miniatures are authorized on the class B) (paras 28–13, 28–16, and 28–17).
- (25) Foreign badges (para 28–19).

c. Insignia authorized for wear with the class B uniform.

- (1) Same as paragraph 14–10b, except that DUI, branch and U.S. insignia, sew-on insignia, and combat leaders identification will not be worn.
- (2) Distinctive Unit Insignia on the black pullover sweater unless no DUI is authorized, then the RDI will be worn (para 27–21).

14–11. General guidelines

The Army green service uniforms are intended for wear during most on-duty, nonfield or utility occasions, and for travel and off-duty purposes. While both the class A and B uniforms are authorized for year-round wear, the appropriate uniform is worn based on weather conditions, duties, and the formality of the occasion. When a specific service uniform is not prescribed for formations or other occasions when uniformity in appearance is not required, soldiers may wear the class A or any of the variations of the class B uniform with the accessories authorized for these uniforms. Awards and decorations which cannot be worn properly because of size or configuration will not be worn on the AG 415 shirt. Commanders will not require the wear of optional items such as windbreakers or sweaters unless such items are provided to the soldier without cost. Soldiers may purchase and wear the Army green service uniform in any of the authorized fabrics listed in paragraph 14–5. However, individuals who purchase uniforms or uniform items from commercial sources are responsible for ensuring that the items conform to military specifications or are manufactured according to the procedures prescribed by the Uniform Quality Control Program (see chapter 2 for details). Only alterations authorized by AR 700–84 and TM 10–227 are authorized. General fitting instructions for these uniforms are provided in chapter 1 of this regulation. These uniforms will be worn with the shirt tucked into the trousers so that the shirt edge is aligned with the front fly opening and the outside edge of the belt buckle forms a straight “gig line.” Figures 14–1 through 14–11 show the class A and B Army green service uniform and authorized headgear.

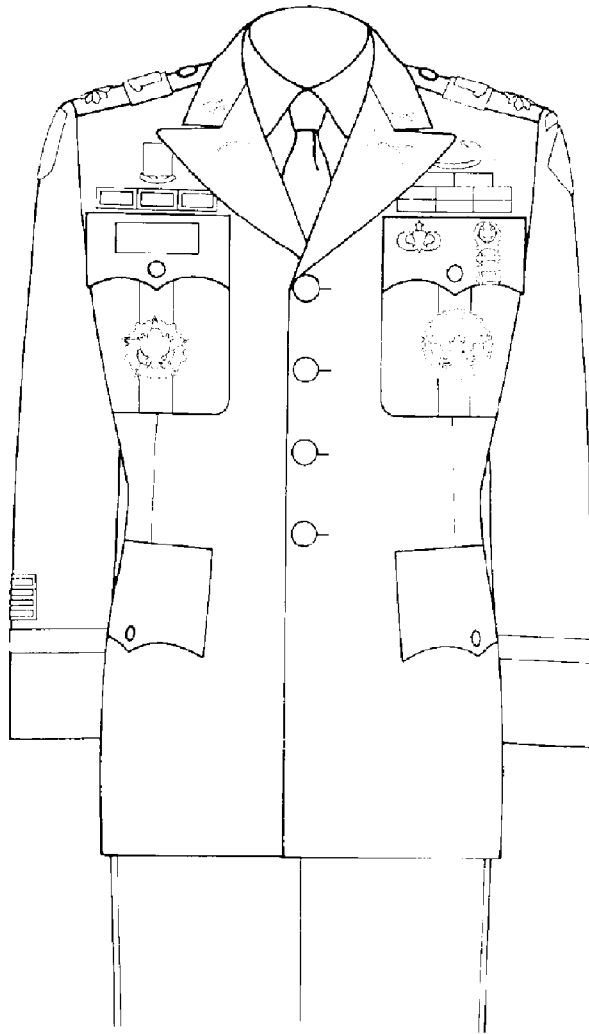


Figure 14-1. Army green service uniform, officer




Figure 14-2. Service cap, green, general and field grade officers




Figure 14-3. Service cap, green, company grade officers

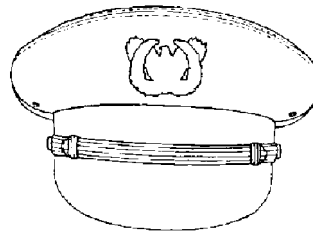


Figure 14-4. Service cap, green, warrant officers

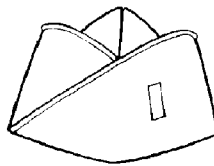


Figure 14-5. Garrison cap, officers




Figure 14-6. Army green uniform, enlisted

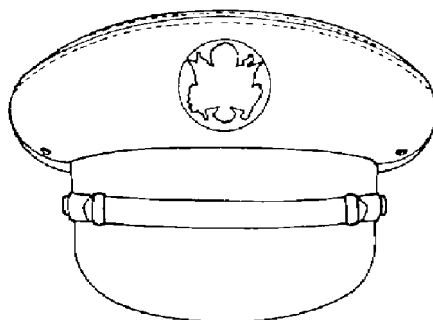


Figure 14-7. Service cap, green, enlisted

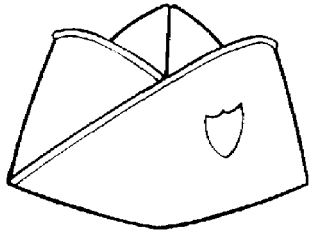


Figure 14-8. Garrison cap, enlisted

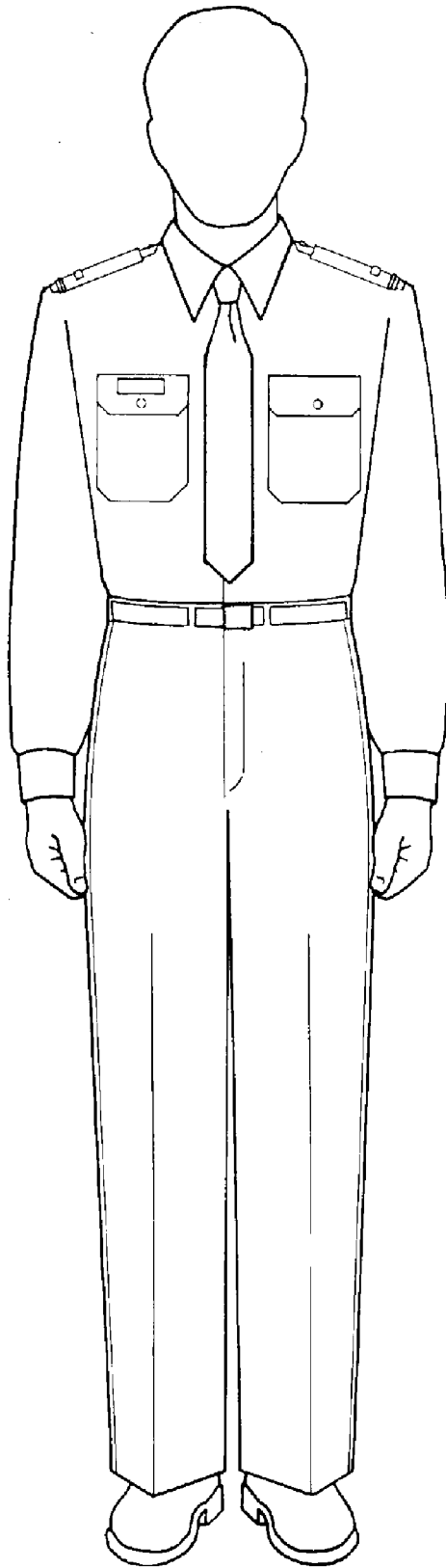


Figure 14-9. Class B Army green uniform, long sleeve shirt and tie

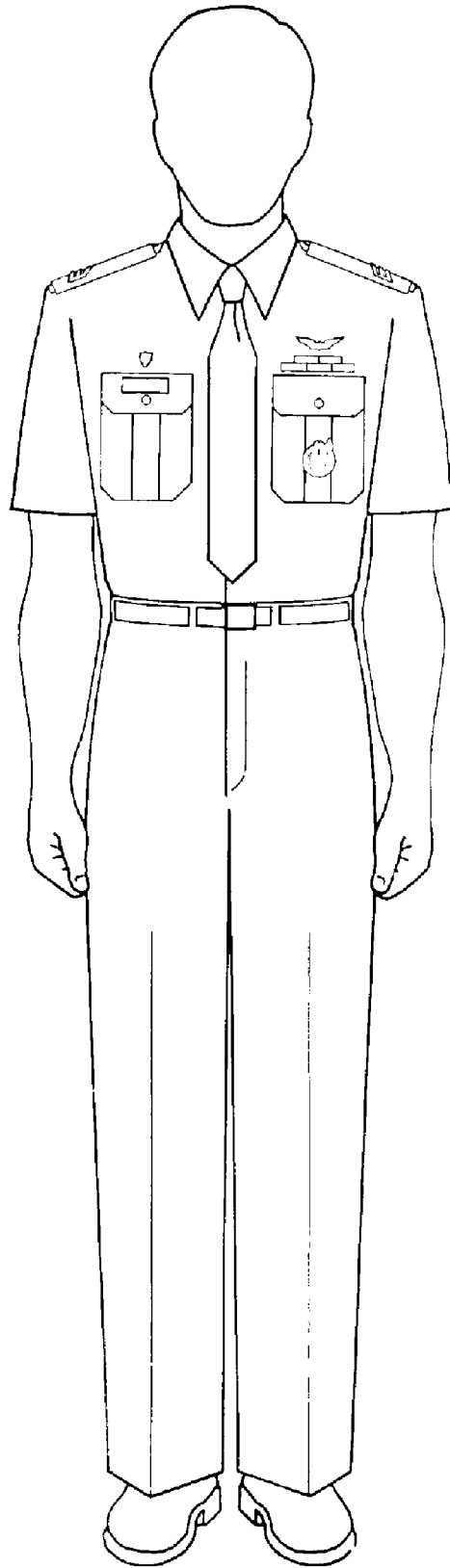


Figure 14-10. Class B Army green uniform, short sleeve shirt and tie

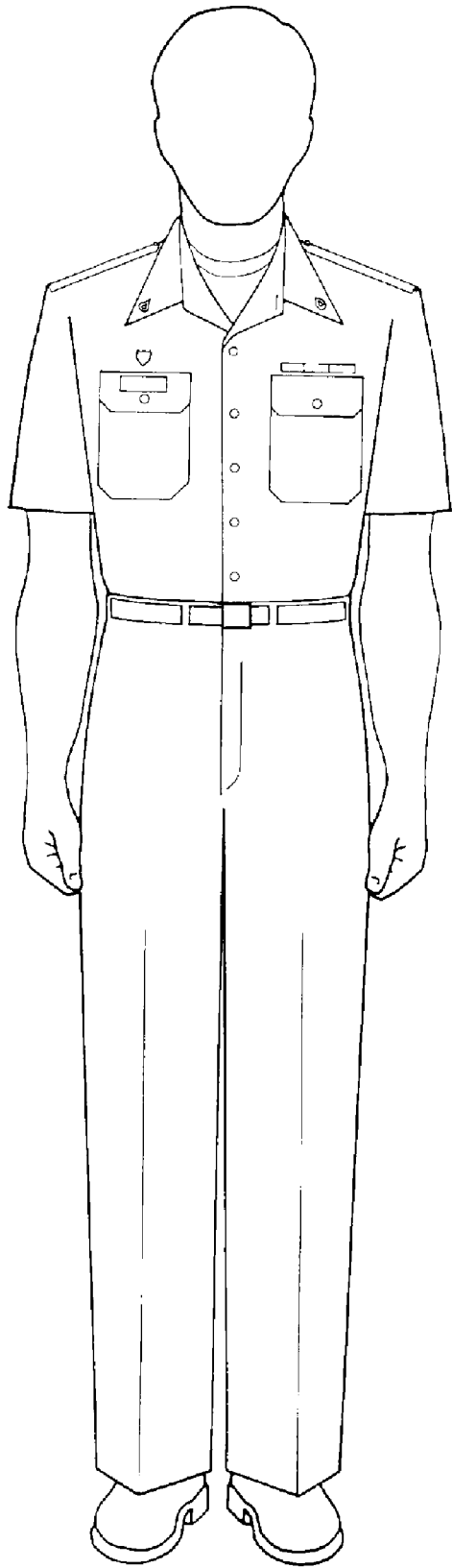


Figure 14-11. Class B Army green uniform, short sleeve shirt without tie

Chapter 15

Green Service Uniform—Female

15-1. Authorization for wear

The Army green uniform is authorized for year-round wear by all female personnel. The class A uniform with white blouse is an optional dress uniform for all female enlisted personnel.

15-2. Composition

a. The class A green uniform is composed of the Army green coat and skirt or slacks, an Army green shade 415 short or long sleeve shirt, and a black neck tab. For accessories and other items authorized for wear on the class A green uniform see paragraph 15-11.

b. The class B green uniform comprises the Army green skirt or slacks, and an Army green shade 415 long or short sleeve shirt. (A black neck tab will always be worn with the long sleeve AG 415 shirt.) See paragraph 15-11 for accessories and others items authorized for wear with the class B green service uniforms.

c. The Army green dress uniform (authorized for enlisted personnel only) is composed of the Army green coat and skirt and white shirt with black neck tab. The green service hat or garrison cap is authorized for wear with this uniform when worn as a duty uniform. When the Army green dress uniform is worn for evening social occasions, headgear is not required. Combat boots, oxford shoes, organizational berets, and items such as brassards and MP accessories will not be worn with the Army green dress uniform. Other accessories and insignia items authorized for wear by enlisted personnel with the class A uniform may be worn with the Army green dress uniform as indicated in paragraph 15-11.

15-3. Classification

The Army green uniform is a clothing bag issue service uniform. It is also classified as an optional dress uniform for enlisted personnel when worn with the skirt and white shirt with black neck tab.

15-4. Occasions for wear

a. The Army green uniform (class A) and authorized variations (class B) may be worn by all female personnel when on- or off-duty and during travel. These uniforms are also acceptable for informal social functions after retreat unless other uniforms are prescribed by the host.

b. The Army green dress uniform is authorized for wear by female enlisted personnel.

(1) At social functions of a private or official nature either before or after retreat and in transit to and from such functions. It is otherwise not authorized for travel.

(2) When designated by the host.

15-5. Materials

a. *Coat, slacks, and skirt.* Coat, slacks, and skirt will be of the same material and shade.

(1) Polyester/Wool Serge, 7.2 ounce (standard issue fabric), AG 489.

(2) Polyester/Wool Gabardine, 6.1 ounce (optional purchase fabric), AG 489.

(3) Texturized Woven Polyester, 6.5 ounce (optional purchase fabric), AG 491.

(4) Polyester/Wool Elastique, 10.3 ounce (optional purchase fabric), AG 489.

b. *Headgear.*

(1) Garrison cap, all female personnel. Material may be any of the materials listed for the coat and trousers in a above.

(2) Hat, service green.

(a) *Officers.* Fur felt or wool felt, 9-ounce weight, Army green shade 244.

(b) *Enlisted personnel.* Material may be any of the materials listed in a above or fur felt or wool felt, 9-ounce weight, Army green shade 244.

15-6. Coat, Army green

a. *Design.* The coat will be made from an approved specification or pattern.

b. *General description.* The coat will be single-breasted, four-button hip length coat with two slanted flap front pockets, button-downed shoulder loops, notched collar, and side body construction.

c. *Coat sleeve ornamentation.*

(1) *General officers.* The sleeve will have a band of black mohair, polyester, or mercerized cotton braid, 1 and 1/2 inches wide, sewn on each sleeve with the lower edge parallel to and 3 inches above the bottom edge of each sleeve.

(2) *Other officers.* The sleeve will have a band of black mohair, polyester, or mercerized cotton braid, 1/2 inches wide, sewn on each sleeve with the lower edge parallel to and 3 inches above the bottom edge of each sleeve.

(3) *Enlisted personnel.* The sleeve will be plain.

15-7. Slacks, Army green

a. Design. The slacks will be made from an approved specification or pattern.

b. General description. The slacks will be straight legged with slightly flared bottoms and a zipper front closure on the center front. The slacks have been modified to add two side pockets. Both styles of slacks (with or without pockets) are authorized for wear.

c. Slack leg ornamentation. Ornamental braid will be sewn on each outside seam of the slacks leg from the bottom of the waistband to the bottom of the trouser leg as follows:

(1) *General officers.* Each slacks leg will have two 1/2 inch wide black mohair, polyester, or mercerized cotton braids sewn 1/2 inch apart.

(2) *Other officers.* Each leg will have one, 1 inch black mohair, polyester, or mercerized cotton braid.

(3) *Enlisted personnel.* The slack leg will be plain.

15-8. Skirt, Army green

a. Design. The skirt will be made from an approved specification or pattern.

b. General description. The skirt is knee length, slightly flared with a waistband and zipper closure on the left side.

15-9. Shirt, AG 415, long and short sleeve

Precured durable press, 65/35 polyester and cotton broadcloth, AG 415. The shirt has a cutaway six-button front with shoulder loops. The short sleeve shirt has a convertible collar and may be worn with or without a black neck tab when this shirt is worn as an outer garment or with authorized accessories (black windbreaker, black pullover sweater). When the short sleeve shirt is worn, with either the black cardigan or black pullover sweater, without a neck tab, the shirt collar will be worn outside the sweater. The long sleeve shirt will always be worn with a black neck tab. Optional purchase and wear of AG 428 polyester and wool long and short sleeve shirts are authorized. The AG 415 and AG 428 shirts will not be starched or bleached.

15-10. Headgear

a. Garrison cap, Army green.

(1) *Design.* The cap will be made from an approved specification or pattern.

(2) *Ornamental braid.* Garrison cap braid refers to the piping used for additional identification purposes that is secured to the tip edge of the curtain of the garrison cap. The type of braid on the garrison cap is as follows:

(a) *General officers.* The cap will have a cord edge braid of gold bullion or synthetic metallic gold yarn.

(b) *Field and company grade officers.* The cap will have a cord edge braid of gold bullion or synthetic metallic gold yarn with black rayon or black polyester intertwined.

(c) *Warrant officers.* The cap will have a cord edge braid of silver bullion or synthetic metallic silver yarn or silver rayon with black rayon or black polyester intertwined.

(d) *Enlisted personnel.* The cap will have a cord edge braid of the same material as the cap, Army green shade 344.

(3) *Wear.* The garrison cap may be worn by all enlisted personnel with class A and B Army green uniforms, or with the hospital duty or food service uniforms. It is also authorized for wear by officer personnel with the class A Army green uniform while in a travel status or assigned to airborne or air assault units, and with the class B Army green uniform.

(4) *Proper wear position.* The garrison cap will be worn with the front vertical crease of the cap centered on the forehead, with the front lower portion of the cap approximately 1 inch above the eyebrows (approximately the width of the first two fingers). The top of the cap will be opened to cover the crown of the head. The bottom of the rear vertical crease will fit snugly to the back of the head. Hair will not be visible on the forehead below the front bottom edge of the cap.

b. Hat, service green.

(1) *Design.* The hat will be made from an approved specification or pattern. The hat has an oval shaped crown and a detachable hatband for insignia. The detachable hatband has three rows of stitching of matching thread at the top of the band and ornamentation as follows:

(a) *General and field grade officers.* The hat will have two arcs of laurel leaves in groups of two, embroidered in gold bullion or synthetic metallic gold colored braid, or in gold color nylon or rayon.

(b) *Company grade officers and warrant officers.* The hat will have a band of 1/2 inch two-veelum gold, gold colored synthetic metallic, gold color nylon, or gold color rayon braid placed on the bottom edge of the hatband.

(c) *Enlisted personnel.* The hat will not have any ornamentation on the hatband.

(2) *Hat insignia.* Insignia will be worn on the service hat, centered on and secured through the hatband.

(3) *Wear.* The Army green service hat may be worn by all female Army personnel with the class A and B Army green uniforms. It is mandatory for wear by officer personnel with the Class A Army green uniform except when in a

travel status (PCS/TDY), assigned to units authorized to wear organizational berets, or assigned to air assault units. The service hat is optional for enlisted personnel and may be worn with the Army green dress uniform and with the Class A and B green uniforms except when in formation unless authorized by the commander.

(4) *Proper wear position.* The service hat will be worn straight on the head so that the hatband creates a straight line around the head parallel to the ground. Hair will not be visible on the forehead below the front brim of the hat. The brim of the hat should rest 1/2 to 1 inch above the eyebrows.

15–11. Items normally worn with the Army green uniform

a. Accessories. The following accessories will be worn with the Army green uniform:

- (1) Berets, organizational (not authorized with Army green dress uniform) (para 26–3).
- (2) Boots, combat, leather, black (only when bloused slacks are authorized - not authorized with Army green dress uniform) (para 26–4).
- (3) Buttons (para 26–5).
- (4) Cap, service, cold weather, AG 344/489 (only when wearing the black all weather coat or black windbreaker) (para 26–7).
- (5) Chaplains apparel (para 26–9).
- (6) Coat, black, all weather (para 26–10).
- (7) Gloves, black, leather, unisex, dress (only with class A and Army green dress uniforms, black all weather coat or windbreaker) (para 26–14b).
- (8) Handbags.
 - (a) Black, clutch type, optional purchase (with class A and B uniforms only) (para 26–15a).
 - (b) Black, service (para 26–15d).
- (9) Hat, drill sergeant (not authorized with Army green dress uniform) (para 26–16a).
- (10) Judges apparel (para 26–17).
- (11) Military police accessories (para 26–18).
- (12) Scarf, black (only with black all weather coat or windbreaker) (para 26–22a).
- (13) Shirt, white (only with Army green dress uniform) (para 26–23a).
- (14) Shoes, oxford, black (para 26–24a).
- (15) Shoes, pumps, black (para 26–24f).
- (16) Socks, black (only with the slacks) (para 26–25a).
- (17) Socks, olive green/black cushion sole (worn with boots only) (para 26–25b).
- (18) Stockings, sheer (para 26–25d).
- (19) Sweater, cardigan, black (para 26–27a).
- (20) Sweater, pullover, black (only with class B uniform) (para 26–27c).
- (21) Umbrella, black (para 26–28).
- (22) Undergarments (paras 26–29a and c).
- (23) Windbreaker, black (only with class B uniform) (para 26–31).

b. Insignia, awards, badges, and accouterments worn on the Army green uniform (class A and B) and the Army green dress uniform. Note exceptions.

- (1) Aiguillette, service (officers only) (para 27–23).
- (2) Brassards (not authorized on Army green dress uniform) (para 27–27).
- (3) Branch of service scarfs (not authorized on Army green dress uniform) (para 27–19).
- (4) Fourragere/lanyard (para 28–11d).
- (5) Branch insignia (not authorized on the class B) (paras 27–10a through 27–12a).
- (6) U.S. insignia (not authorized on the class B) (para 27–4).
- (7) Insignia of grade (paras 27–5 through 27–7, and 27–8a).
- (8) Headgear insignia (para 27–3).
- (9) Distinctive unit insignia (not authorized on the Army green dress uniform and the class B) (para 27–21).
- (10) Regimental distinctive insignia (para 27–21g).
- (11) OCS/WOC insignia (paras 27–14 and 27–15).
- (12) Shoulder sleeve insignia, current assignment, full color (not authorized on the class B) (para 27–16).
- (13) Shoulder sleeve insignia, former wartime unit, full color (not authorized on the class B) (para 27–17).
- (14) Nameplate (para 27–22c).
- (15) Organizational flash (worn on organizational berets-not authorized with Army green dress uniform) (para 27–29a).
- (16) Background trimming (para 27–29b).
- (17) Airborne insignia (para 27–29c).

- (18) Overseas service bars (not authorized on the class B) (para 27–26).
 - (19) Service stripes (not authorized on the class B) (enlisted personnel only) (para 27–25).
 - (20) Decoration and service medal ribbons, (only full size medals may be worn on Army green dress uniform) (para 28–7).
 - (21) Unit awards (para 28–11).
 - (22) U.S. badges (identification, marksmanship, combat, special skill, and marksmanship tabs (marksmanship tabs are not authorized on the class B) (full, miniature and dress miniature badges are authorized on the class B) (paras 28–13, 28–16, and 28–17).
 - (23) Foreign badges (para 28–19).
- c. Insignia authorized for wear with the class B uniform.*
- (1) Same as paragraph 15–11b, except that DUI, branch and U.S. insignia, sew-on insignia, and combat leaders identification will not be worn.
 - (2) Distinctive Unit Insignia on the black pullover sweater only unless no DUI is authorized, then the RDI will be worn (para 27–21).

15–12. General guidelines

The Army green service uniform is intended for wear during most on-duty, nonfield or utility occasions, and for travel and off-duty purposes. While both the class A and B uniforms are authorized for year-round wear, the appropriate uniform is worn based on weather conditions, duties, and the formality of the occasion. When a specific service uniform is not prescribed for formations or other occasions when uniformity in appearance is not required, soldiers may wear the class A or any of the variations of the class B uniform with the accessories authorized for these uniforms. Awards and decorations which cannot be worn properly because of size or configuration will not be worn on the AG 415 shirt. Commanders will not require the wear of optional items such as windbreakers or sweaters unless such items are provided to the soldier without cost. Soldiers may purchase and wear the Army green service uniform in any of the authorized fabrics listed in paragraph 15–5. However, individuals who purchase uniforms or uniform items from commercial sources are responsible for ensuring that the items conform to military specifications or are manufactured according to the procedures prescribed by the Uniform Quality Control System (see chapter 2 for details). Only alterations authorized by AR 700–84 and TM 10–227 are authorized. General fitting instructions for these uniforms are provided in chapter 1 of this regulation. These uniforms may be worn with the shirt tucked in or left out of the slacks or skirt. Figures 15–1 through 15–9 show the class A and B Army green service uniform and authorized headgear.




Figure 15-1. Army green uniform with slacks, officer




Figure 15-2. Garrison cap, officer




Figure 15-3. Army green service hat, general and field grade officers




Figure 15-4. Army green service hat, company grade officers

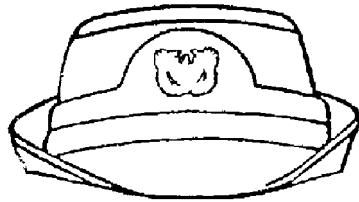


Figure 15-5. Army green service hat, warrant officers




Figure 15-6. Army green uniform with skirt, enlisted

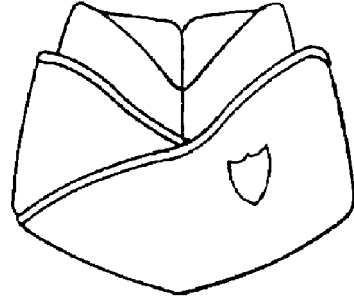


Figure 15-7. Garrison cap, enlisted

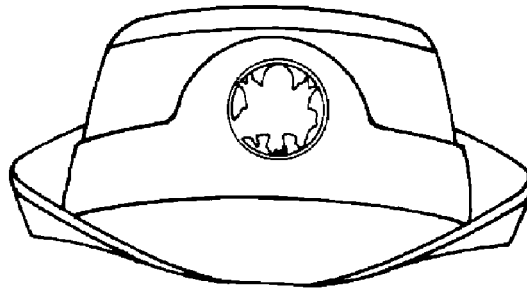
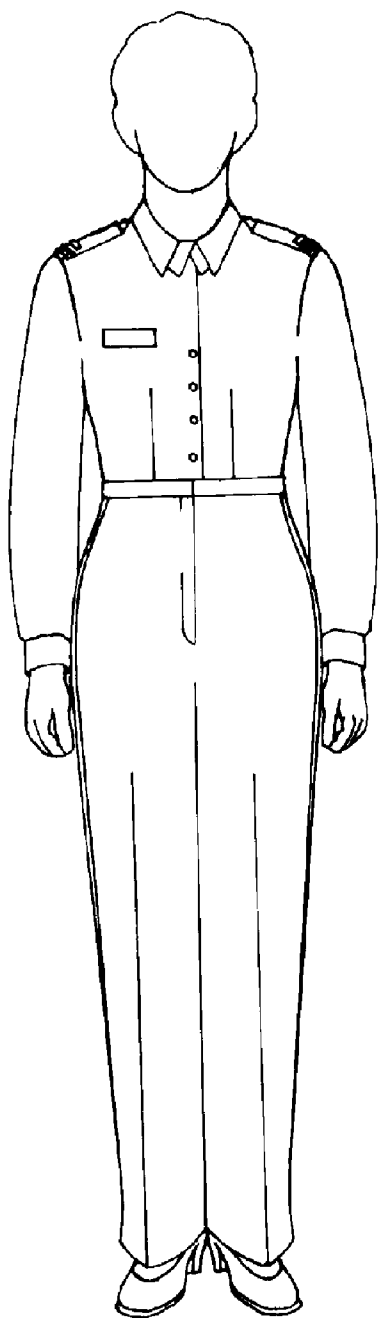
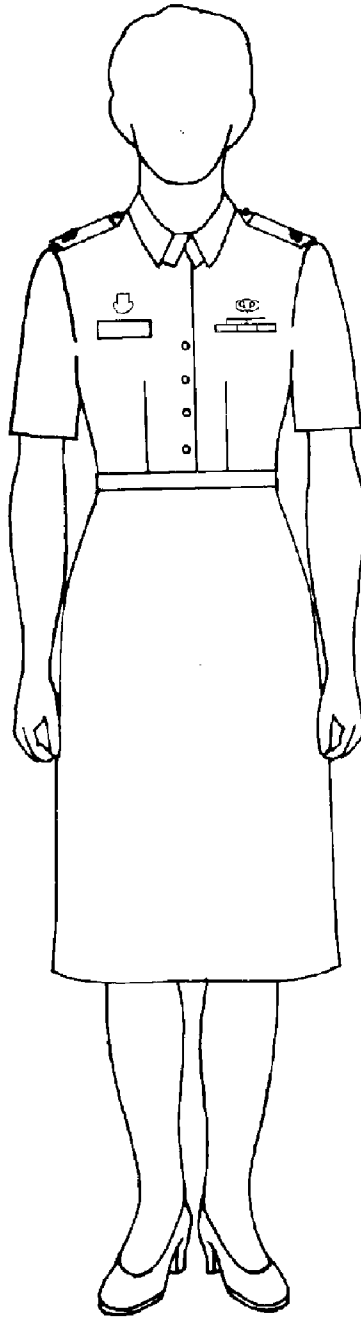


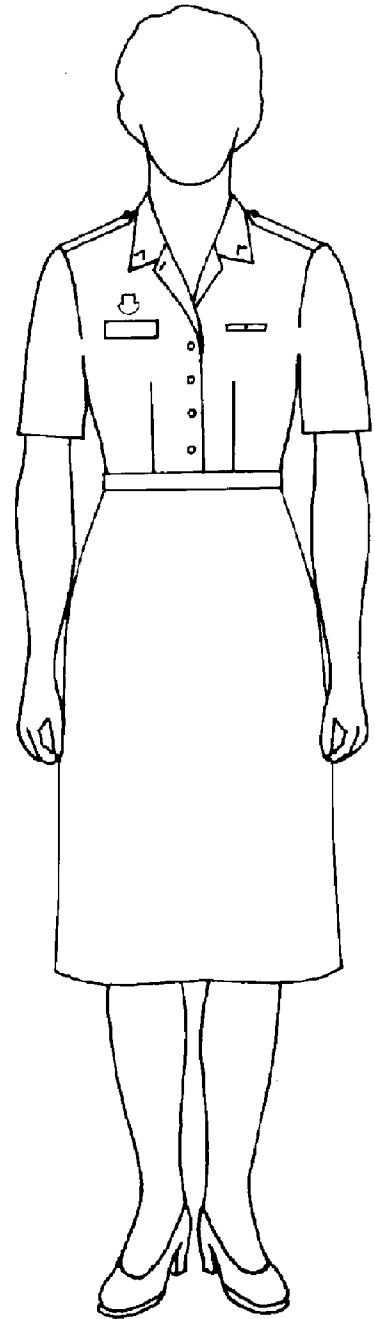
Figure 15-8. Army green service hat, enlisted



Long sleeve shirt (tucked in) and neck tab with slacks




Short sleeve shirt (tucked in) and neck tab with skirt

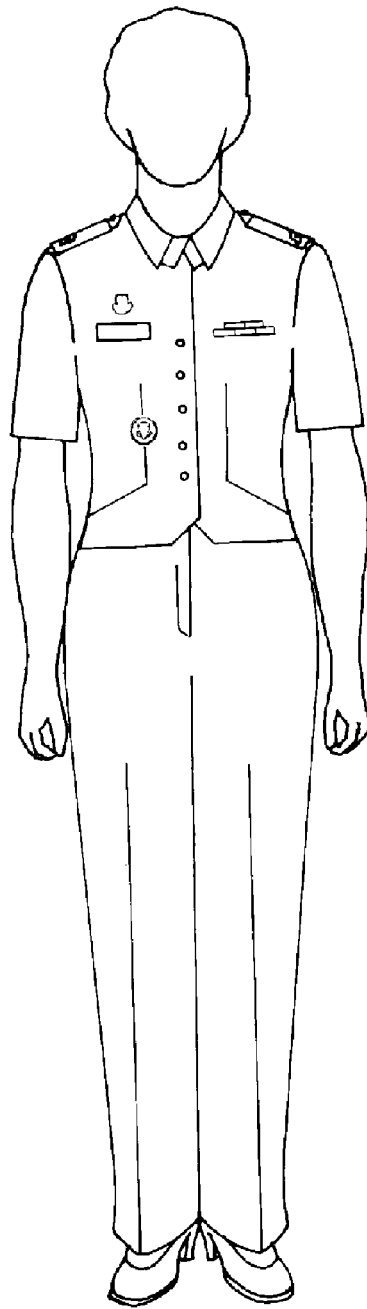


Short sleeve shirt (tucked in), open, with skirt

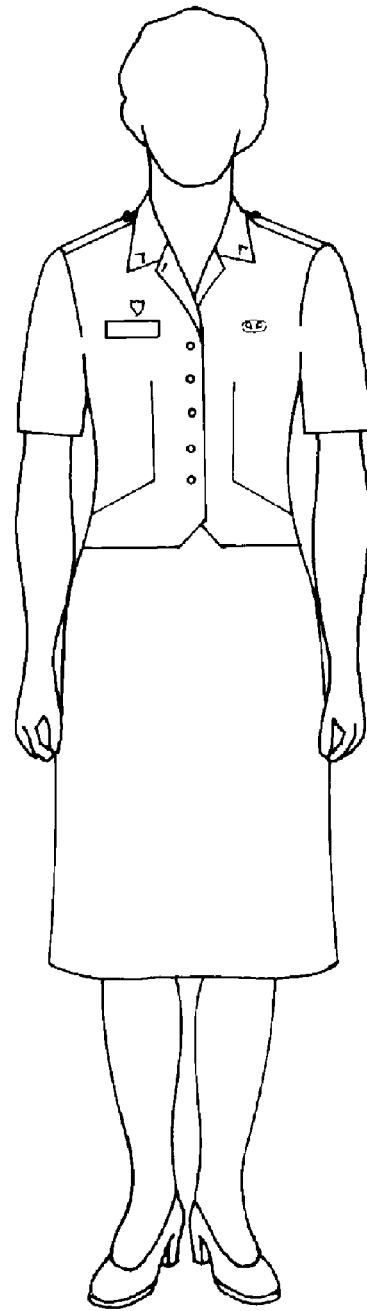
Figure 15-9. Class B variations of the Army green uniform, female



Long sleeve shirt and neck tab
with skirt



Short sleeve shirt and neck tab
with slacks



Short sleeve shirt, open, with skirt

Figure 15-9. Class B variations of the Army green uniform, female—Continued

Chapter 16 Green Maternity Service Uniform

16-1. Authorization for wear

The Army green maternity uniform is authorized for year-round wear by pregnant soldiers when prescribed for wear by CTA 50-900, AR 700-84, and the commander as a service or dress uniform.

16-2. Composition

a. The class A Army green maternity uniform is composed of the Army green maternity skirt or slacks, tunic, and the AG 415 long or short sleeve maternity shirt and a black neck tab. For accessories and other items authorized for wear on the class A maternity uniform, see paragraph 16-11.

b. The class B Army green maternity uniform is composed of the Army green maternity skirt or slacks, and the AG 415 long or short sleeve shirt. (A black neck tab will always be worn with the AG 415 long sleeve shirt.) See paragraph 16-11 for accessories and other items authorized for wear with the class B maternity uniform.

c. The Army green maternity dress uniform (authorized for all pregnant females) is composed of the Army green maternity skirt, tunic, and AG 415 long or short sleeve shirt and a black neck tab. The green service hat or garrison cap is authorized for wear with this uniform. Organizational berets and other items such as brassards and MP accessories will not be worn with the Army green maternity dress uniform. Other accessories and insignia items authorized for wear with the class A uniform may be worn with the Army green maternity dress uniform as indicated in paragraph 16-11.

16-3. Classification

The Army green maternity service uniform is provided as a supplemental issue uniform to enlisted female personnel according to CTA 50-900 and AR 700-84. The Army green maternity uniform is also classified as an optional dress uniform for all female personnel during pregnancy.

16-4. Occasions for wear

a. The Army green maternity service uniform (class A) and authorized variations (class B) may be worn by all pregnant soldiers when on or off duty or during travel. These uniforms are also acceptable for formal and informal social functions after retreat. Appropriate civilian maternity attire may be worn in lieu of the uniform for social functions.

b. The Army green maternity dress uniform is authorized for wear by pregnant soldiers—

- (1) At social functions of a private or official nature either before or after retreat.
- (2) As designated by the host.

16-5. Materials

- a. Skirt, slacks, and tunic are all made of 100 percent texturized polyester, AG 491.
- b. For headgear material, see paragraph 15-5.

16-6. Tunic, Army green, maternity

a. *Design.* The tunic will be made from an approved specification or pattern.

b. *General description.* The tunic is hip length, sleeveless with inverted pleat, waist adjustment tabs, and back centered side closure.

16-7. Skirt, Army green, maternity

a. *Design.* The skirt will be made from an approved specification or pattern.

b. *General description.* The skirt is three-gored, knee length, with an elastic waistband and a nylon knitted stretch front panel.

16-8. Slacks, Army green, maternity

a. *Design.* The slacks will be made from an approved specification or pattern.

b. *General description.* Slacks are straight leg, with an elastic waistband and nylon knitted stretch front panel.

c. *Slack leg ornamentation.* Ornamental braid will be sewn on each outside seam of the slacks leg from the bottom of the waistband to the bottom of the slacks leg as follows:

- (1) *General officers.* Each slacks leg will have two 1/2 inch wide black mohair, polyester, or mercerized cotton braids sewn 1/2 inch apart.
- (2) *Other officers.* Each leg will have one, 1 inch black mohair, polyester, or mercerized cotton braid.

(3) *Enlisted personnel.* The slack leg will be plain.

16–9. Shirts, AG 415, long and short sleeve, maternity

Precured durable press, 65/35 polyester and cotton broadcloth, AG 415. The shirt has a seven-button front and straight cut bottom with collars of turndown style with or without shoulder loops. Both styles are authorized for wear (see para 16–2b). If the shoulder loops are attached, shoulder marks will be worn in the same manner as prescribed for AG 415 shirts (corporal and higher) instead of pin-on insignia of grade. The shoulder loops will be worn over the tunic when shoulder marks are worn.

16–10. Headgear

See paragraph 15–10 for description and wear of authorized headgear. Female personnel are not required to wear headgear when the Army green maternity uniform with tunic is worn for evening social functions.

16–11. Items normally worn with the Army green uniform

a. Accessories. The following accessories will be worn with the Army green uniform:

- (1) Berets, organizational (not authorized with Army green maternity dress uniform) (para 26–3).
- (2) Boots, combat, leather, black (only when bloused slacks are authorized) (not authorized with Army green dress uniform) (para 26–4).
- (3) Cap, service, cold weather, AG 344/489 (only when wearing the black all weather coat or black windbreaker) (para 26–7).
- (4) Chaplains apparel (para 26–9).
- (5) Coat, black, all weather (para 26–10).
- (6) Gloves, black, leather, unisex, dress (only with class A, Army green dress uniforms, black all weather coat or windbreaker) (para 26–14b).
- (7) Handbags.
 - (a) Black, clutch type, optional purchase (with class A and B uniforms only) (para 26–15a).
 - (b) Black, service (para 26–15d).
- (8) Hat, drill sergeant (not authorized with Army green maternity dress uniform) (para 26–16a).
- (9) Judges apparel (para 26–17).
- (10) Military police accessories (para 26–18).
- (11) Scarf, black (only with black all weather coat or windbreaker) (para 26–22a).
- (12) Shoes, oxford, black (para 26–24a).
- (13) Shoes, pumps, black (para 26–24f).
- (14) Socks, black (only with the maternity slacks) (para 26–25a).
- (15) Socks, olive green/black cushion sole (worn with boots only) (para 26–25b).
- (16) Stockings, sheer (para 26–25d).
- (17) Sweater, cardigan, black (para 26–27a).
- (18) Umbrella, black (para 26–28).
- (19) Undergarments (paras 26–29a and c).

b. Insignia, awards, badges, and accouterments worn on the class A Army green maternity uniform and the Army green maternity dress uniform. Note exceptions.

- (1) Aiguillette, service (officers only) (para 27–23).
- (2) Brassards (not authorized on Army green maternity dress uniform) (para 27–27).
- (3) Branch of service scarfs (not authorized on Army green maternity dress uniform) (para 27–19).
- (4) Insignia of grade, pin-on or shoulder marks (paras 27–6b(1)(b), 27–7e(2) and 27–8).
- (5) Headgear insignia (para 27–3).
- (6) Distinctive unit insignia (not worn on the Army green maternity dress uniform) (para 27–21).
- (7) Regimental distinctive insignia (para 27–21g).
- (8) Nameplate (para 27–22c).
- (9) Organizational flash (worn on organizational berets-not authorized with Army green dress uniform) (para 27–29a).
- (10) Background trimming (para 27–29b).
- (11) Airborne insignia (para 27–29c).
- (12) Fouragerre/lanyard (para 28–11d).
- (13) Decoration and service medal ribbons, (only full size medals may be worn on Army green maternity dress uniform) (para 28–7).
- (14) Unit awards (para 28–11).

(15) U.S. badges (identification, marksmanship, combat and special skill badges (full, miniature and dress miniature badges are authorized on the green maternity shirt when worn without the tunic) (paras 28–13, 28–16, and 28–17).

(16) Foreign badges (para 28–19).

c. Insignia authorized for wear with the class B uniform. Same as paragraph 16–11b, except that DUI, branch and U.S. insignia, sew-on insignia, and combat leaders identification will not be worn.

16–12. General guidelines

a. The Army green maternity uniform is intended for wear during most on-duty, nonfield or utility occasions, and for travel and off-duty purposes. While both the class A and B uniforms are authorized for year-round wear, the appropriate uniform is worn based on weather conditions, duties, and the formality of the occasion. When a specific service uniform is not prescribed for formations or other occasions when uniformity in appearance is required, soldiers may wear the class A or any of the variations of the class B uniform with the accessories authorized for these uniforms. Awards and decorations which cannot be worn properly because of size or configuration will not be worn on the AG 415 shirt. Commanders will not require the wear of optional items such cardigan sweaters unless such items are provided to the soldier without cost. This uniform is worn with the maternity shirt left out with both the skirt and slacks with or without the maternity tunic. The black all weather coat may be worn unbuttoned if necessary. Figures 16–1 and 16–2 show the class A and B Army green maternity uniform.

b. Shoulder loops have been approved for the maternity shirts and will be incorporated in future productions. Personnel have an option to modify the present maternity shirt using the modification kit obtained from the military clothing sales store until stocks are exhausted. The addition of shoulder loops is optional. The cost of purchasing the kit and modifying the shirt will be borne by the soldier.

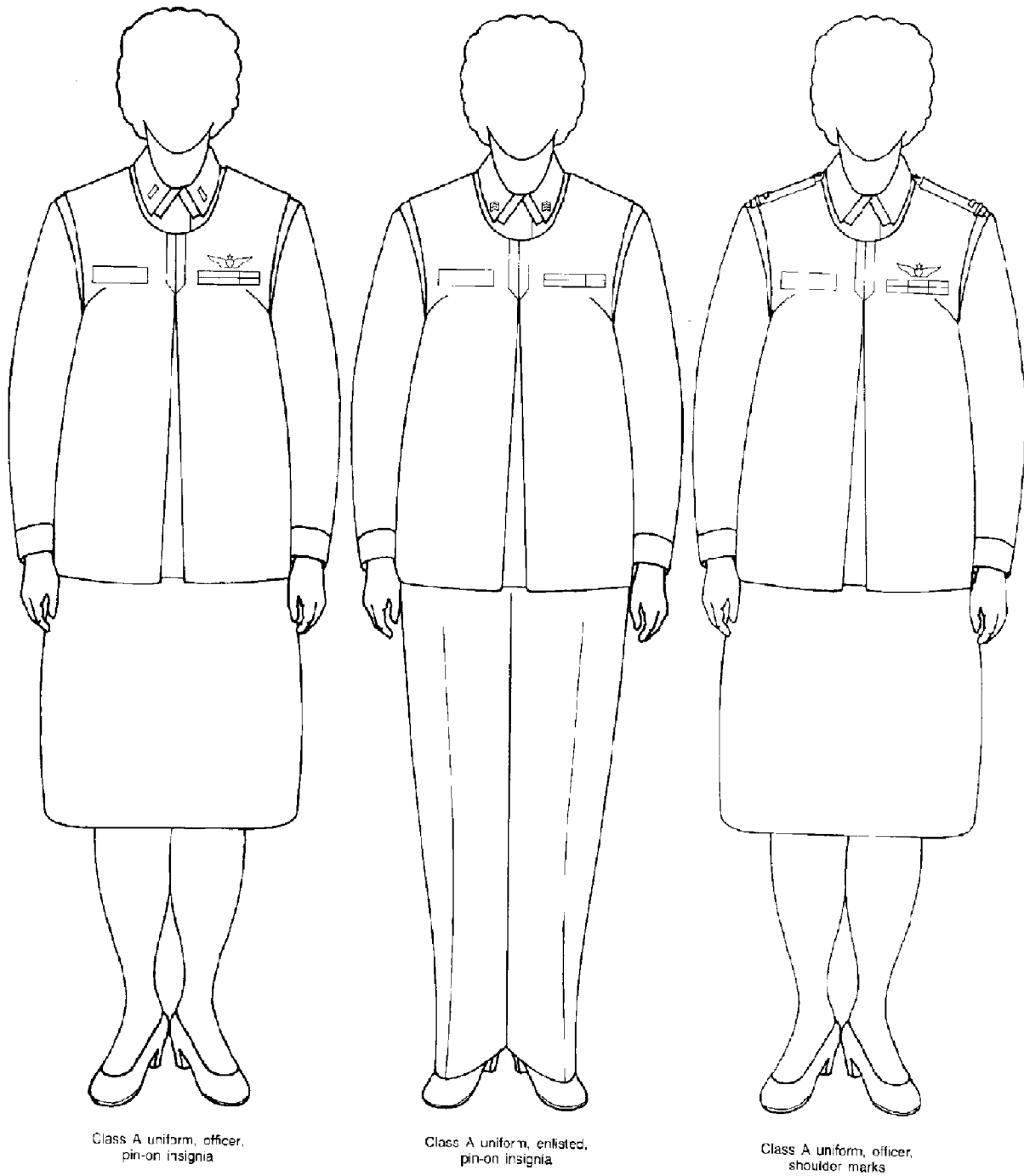


Figure 16-1. Army green maternity service uniform, Class A

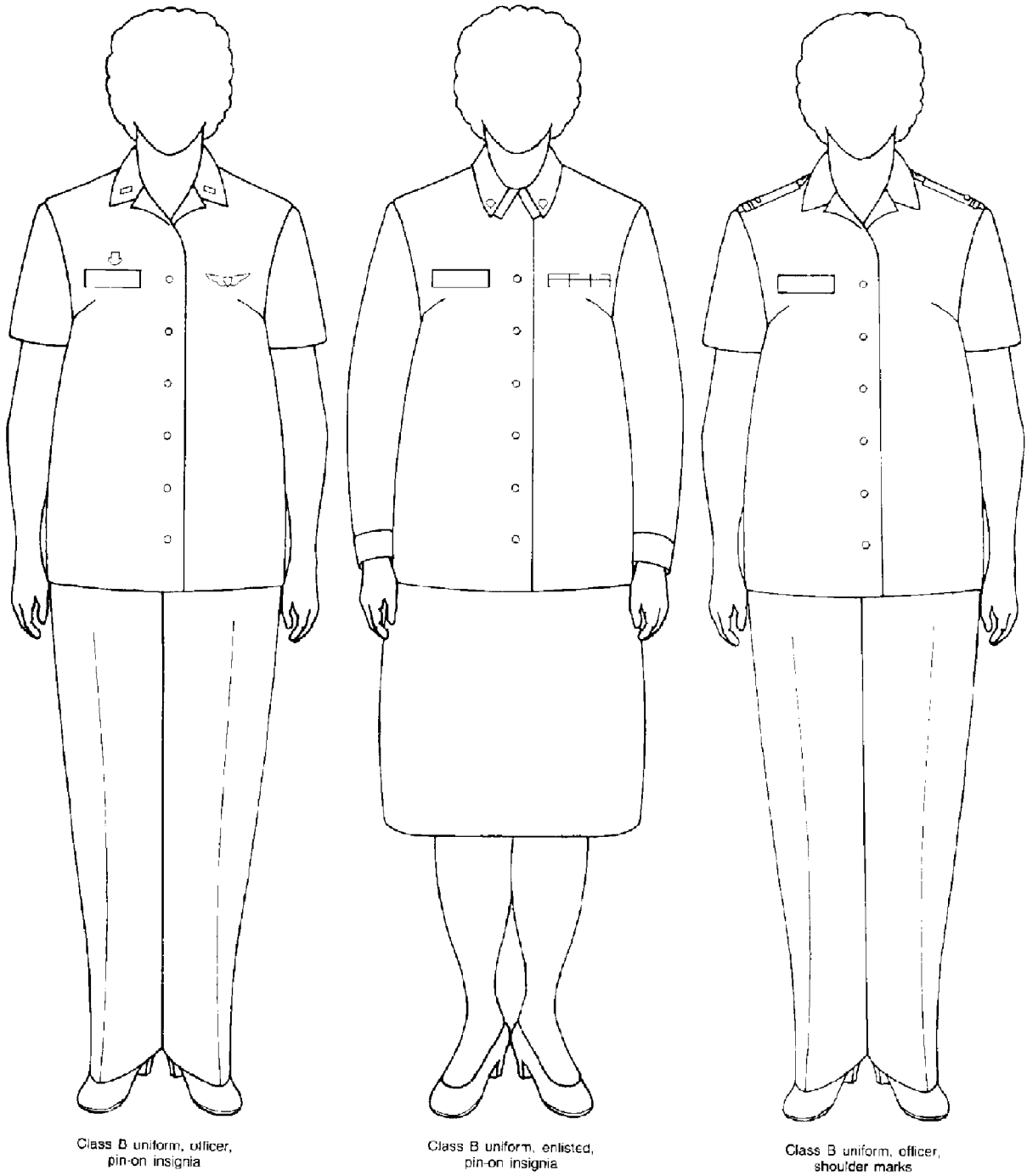


Figure 16-2. Army green maternity service uniform, Class B

Part Four Dress Uniform

Chapter 17 Army White Uniform—Male

17-1. Authorization for Wear

The Army white uniform is authorized for wear by all male personnel as an optional dress uniform. This uniform is normally worn from April to October except in clothing zones I and II (CTA 50-900) where it may be worn year-round.

17-2. Composition

The Army white uniform is composed of the Army white coat and trousers and a white shirt and black bow tie or black four-in-hand necktie.

17-3. Occasions for wear

The Army white uniform is authorized for wear—

- a. On duty in all areas when appropriate and authorized by the local commander.
- b. Off duty for social occasions.
- c. With either the black bow-tie or the black four-in-hand tie. When worn with a black bow tie, the Army white uniform constitutes a dress uniform and corresponds to a civilian summer tuxedo. When worn with a black four-in-hand tie, the Army white uniform is an informal uniform.

17-4. Materials

The material for this uniform is polyester, textured woven serge, 6.5 ounce weight, white.

17-5. Coat, Army white

- a. *Design.* The coat will be made from an approved specification or pattern.
- b. *General description.* The white coat is a single-breasted, peaked lapel, four-button coat extending below the crotch, fitting easily over the chest and shoulders with a slight draped effect in front and back. The coat will be fitted slightly at the waist conforming to the figure without tightness and no prominent flare.
- c. *Coat sleeve ornamentation.*
 - (1) Officers will have a band of white mohair braid or white mercerized cotton braid, 1/2 inch wide, sewn on each sleeve, with the lower edge parallel to and 3 inches above the bottom edge of each sleeve.
 - (2) Enlisted personnel do not wear braid on the coat.

17-6. Trousers, Army white

- a. *Design.* The trousers will be made from an approved specification or pattern.
- b. *General description.* The trousers are straight legged, without cuffs, and with front and hip pockets cut in civilian styles. Trousers made from 100 percent polyester should be lined. There will be no ornamentations on the Army white trousers.

17-7. Shirt, white

A commercial long sleeve white shirt with barrel or french cuffs and standard turn down collar will be worn. See paragraph 26-23e for complete description.

17-8. Service cap, Army white

- a. *Design.* The service cap will be made from an approved specification or pattern. Officers are authorized at their option to wear the cap frame with removable cover of the same material as the rest of the uniform.
- b. *General description.* The cap will be of a standard Army service cap design.
- c. *Visor and visor ornamentation.* The visor will be of plain black leather or as an option, poromeric material with a leather finish. The visor ornamentation is as follows:
 - (1) *General and field grade officers.* The top of the visor will be black cloth with two arcs of oak leaves in groups of two, embroidered in gold bullion or synthetic metallic gold colored yarn or manufactured from anodized aluminum in 24-karat gold color.

(2) *Company grade officers, warrant officers, and enlisted personnel.* The top of the visor will be of plain black shell cordovan or shell cordovan finish leather, resin treated, with a waterproof edge.

d. Chinstrap and chinstrap ornamentation. The chinstrap will be two straps, each 1/2 inch in width by 10 inches in length, with one end of each strap forming a slide, and the other end of each strap fastened to the cap at each end of the visor. The chinstrap ornamentation is as follows:

(1) *Officers.* The chinstrap will be of natural or light brown, full grain pigskin or sheepskin, nonbleeding, with pointed ends, covered with two-veillum gold wire lace, or synthetic metallic gold colored lace, or a one-piece strap manufactured from anodized aluminum 24-karat gold color.

(2) *Enlisted personnel.* The chinstrap will be of plain black leather matching the visor in appearance with rounded ends. Poromeric material with a leather finish is authorized.

e. Hatband. All personnel will wear a white mercerized cotton braid or white mohair braid, 1 3/4 inches in width, around the entire outside rim of the cap, with the bottom edge of the hatband being covered with black cloth.

f. Wear. The Army white service cap will be worn by all male personnel with the Army white, mess, and evening messing uniforms.

g. Proper wear position. The service cap will be worn straight on the head so that the white hat band on the cap creates a straight line around the head parallel to the ground. Such positioning automatically positions the visor correctly, so that it does not interfere with vision nor ride up on the forehead.

17-9. Items normally worn with the Army white uniform.

a. Accessories.

(1) Belt/suspenders (paras 26-2a and 26-26).

(2) Coat, black, all weather (para 26-10).

(3) Cuff links and studs, gold (para 26-12).

(4) Gloves, white (para 26-14c) and black when worn with the black all weather coat (para 26-14b).

(5) Necktie.

(a) Black, bow (worn after retreat) (para 26-20a).

(b) Black, four-in-hand (worn on duty) (para 26-20c).

(6) Shoes, oxford, black (para 26-24c).

(7) Socks, black (para 26-25a).

(8) Undergarments, white (para 26-29b and 26-29e).

b. Insignia, awards, badges and accouterments worn on the Army white uniform.

(1) Aiguillette (officers only).

(a) Dress (para 27-24).

(b) Service (para 27-23).

(2) Buttons (paras 26-5).

(3) Chaplains apparel (para 26-9).

(4) Fourragere/Lanyards (para 28-11d).

(5) Distinctive items authorized for infantry personnel (para 27-28).

(6) Branch insignia (para 27-10a through 27-12a).

(7) Regimental distinctive insignia (para 27-21g).

(8) Grade insignia (paras 27-5 through 27-7).

(9) Headgear insignia, cap, white (para 27-3); OCS/WOC insignia (para 27-14).

(10) U.S. insignia (para 27-4).

(11) Nameplate (para 27-22c).

(12) Service stripes (enlisted personnel only) (para 27-25a(2)).

(13) Decoration ribbons, full size or miniatures medals may be worn after retreat (paras 28-7 through 28-9).

(14) Service medal ribbons. Full size or miniature medals may be worn after retreat (paras 28-7 through 28-9).

(15) Unit awards (para 28-11).

(16) U.S. badges (identification, marksmanship, combat and special skill, full size and miniature) (para 28-13).

Dress miniature combat and special skill badges will be worn when miniature medals are worn (para 28-17b(2)).

17-10. General guidelines

Trousers and sleeve length are described in paragraph 1-9b of this regulation. Gold or gold color cuff links and studs may be worn with this uniform at social functions. The black all weather coat is authorized for wear with this uniform. White gloves may be worn with the basic uniform. Black oxford shoes with black socks are the only authorized footwear for this uniform. Figures 17-1 through 17-6 show the Army white uniform and authorized headgear.

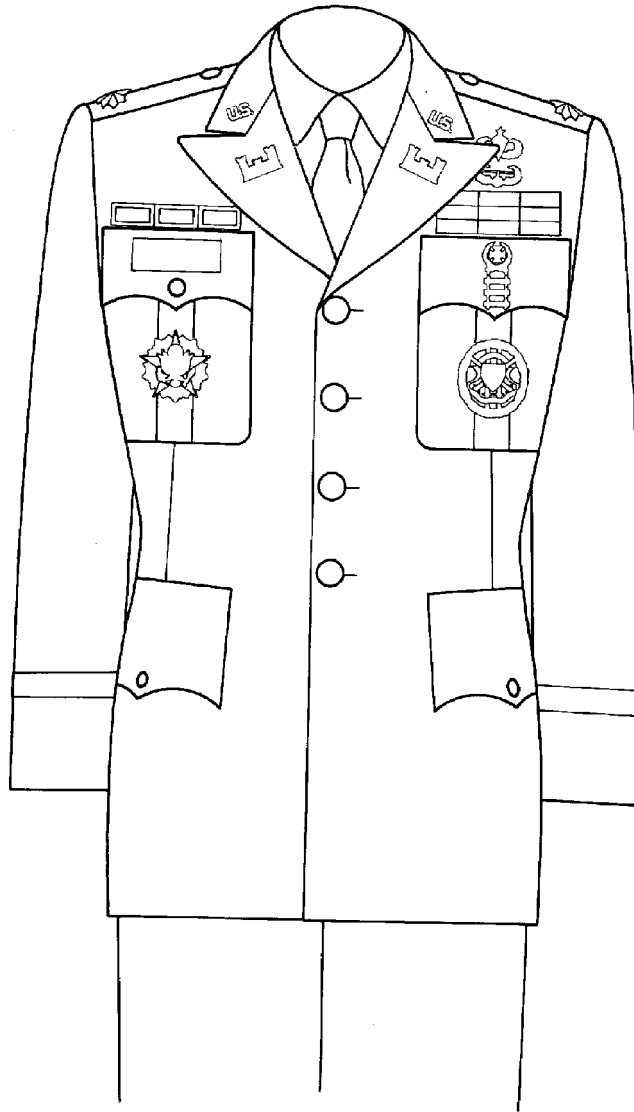


Figure 17-1. Army white uniform, officer




Figure 17-2. Service cap, white, general and field grade officers




Figure 17-3. Service cap, white, company grade officers

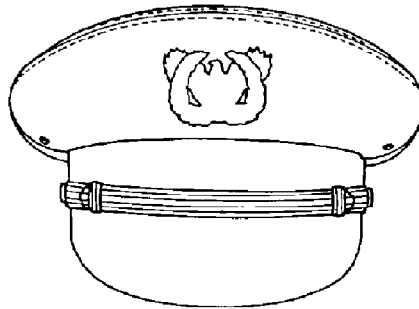


Figure 17-4. Service cap, white, warrant officers

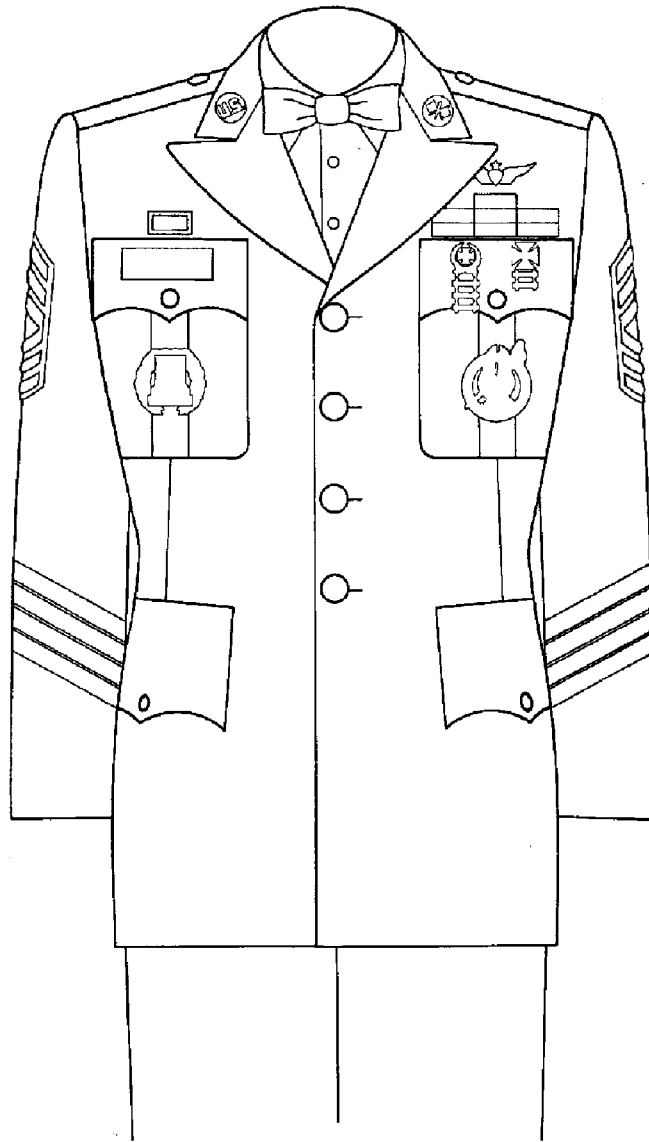


Figure 17-5. Army white uniform, enlisted

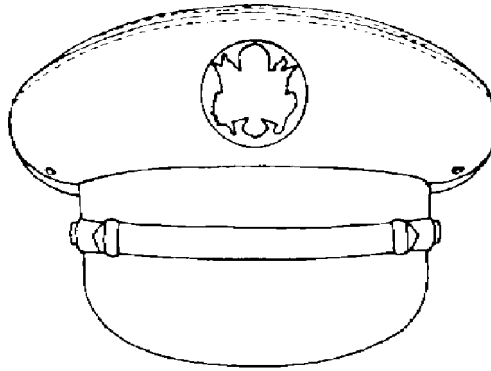


Figure 17-6. Service cap, white, enlisted

Chapter 18 Army White Uniform—Female

18-1. Authorization for Wear

The Army white uniform is authorized for wear by all female personnel as an optional dress uniform. This uniform is normally worn from April to October except in clothing zones I and II (CTA 50-900) where it may be worn year-round.

18-2. Composition

The Army white uniform is composed of the Army white coat and skirt and a white shirt with attached black neck tab. See figure 18-1.

18-3. Occasions for wear

The Army white uniform is authorized for wear—

- a. On duty in all areas when appropriate and authorized by the local commander.
- b. Off duty for social occasions.

18-4. Materials

The material for this uniform is polyester, texturized woven serge, 6.5 ounce weight, white.

18-5. Coat, Army white

- a. *Design.* The coat will be made from an approved specification or pattern.
- b. *General description.* The white coat is a single-breasted, four-button coat hip length coat with two slanted front pockets, button down shoulder loops, with an easy fitting open collar and lapels.
- c. *Coat sleeve ornamentation.*
 - (1) Officers will have a band of white mohair braid of white mercerized cotton braid, 1/2 inch wide, sewn on each sleeve, with the lower edge parallel to and 3 inches above the bottom edge of each sleeve.
 - (2) Enlisted personnel do not wear braid on the coat.

18-6. Skirt, Army white

- a. *Design.* The skirt will be made from an approved specification or pattern.
- b. *General description.* The skirt is a knee length, three piece front and three piece back, slightly flared skirt, with a waistband and zipper closure on the left side.

18-7. Shirt, Army white

A short sleeved white shirt with black neck tab will be worn with the Army white uniform. See paragraphs 26-23a and b for complete description.

18-8. Headgear, service hat, Army white

a. Design. The service hat will be made from an approved specification or pattern.

b. General description. The hat has an oval shaped crown and a detachable hatband for placement of insignia. Hat insignia will be worn centered and secured through the hatband. See paragraph 27-3 for description and wear of the insignia.

c. Hatband. The detachable hatband has three rows of stitching of matching thread at the top of the band and ornamentation as follows:

(1) General and field grade officers will have two arcs of laurel leaves in groups of two, embroidered in gold bullion, gold colored synthetic metallic, gold color nylon, or gold color rayon braid.

(2) Company grade officers and warrant officers will have a band of 1/2 inch two-vellum gold, gold colored synthetic metallic, gold color nylon, or gold color rayon braid placed on the bottom edge of the hatband.

(3) Enlisted personnel will not have any ornamentation on the hatband.

d. Wear. All personnel may wear the Army white service hat with the Army white uniform. Female personnel are not required to wear headgear when wearing the Army white uniform to evening social functions. However, it will be worn when wearing this uniform on all other occasions.

g. Proper wear position. The service hat will be worn straight on the head so that the hatband creates a straight line around the head parallel to the ground. Hair will not be visible below the front brim of the hat and there should be 1/2 inch to 1 inch distance between the eyebrow and the brim of the hat.

18-9. Items normally worn with the Army white uniform.

a. Accessories.

(1) Coat, black, all weather (para 26-10).

(2) Gloves.

(a) Black (only when the black all weather coat is worn) (para 26-14b).

(b) White dress (para 26-14c).

(3) Handbag, white dress (para 26-15c).

(4) Shirt, white, short sleeve (para 26-23a and b).

(5) Shoes, white, pump (paras 26-24f and g).

(6) Stockings, sheer (para 26-25d).

(7) Umbrella, black (para 26-28).

(8) Undergarments, white (para 26-29a and c).

b. Insignia, awards, badges and accouterments worn on the Army white uniform.

(1) Aiguillette (officers only).

(a) Dress (para 27-24).

(b) Service (para 27-23).

(2) Buttons (paras 26-5).

(3) Chaplains apparel (para 26-9).

(4) Fourragere/Lanyards (para 28-11d).

(5) Branch insignia (para 27-12a).

(6) Regimental distinctive insignia (para 27-21g).

(7) Grade insignia (paras 27-5 through 27-7).

(8) Headgear insignia, hat, service, white (para 27-3a).

(9) U.S. insignia (para 27-4).

(10) OCS/WOC insignia (paras 27-14 and 27-15).

(11) Nameplate (para 27-22c).

(12) Service stripes (enlisted personnel only) (para 27-25b(2)).

(13) Decoration ribbons, full size or miniature medals may be worn after retreat (paras 28-7 through 28-8).

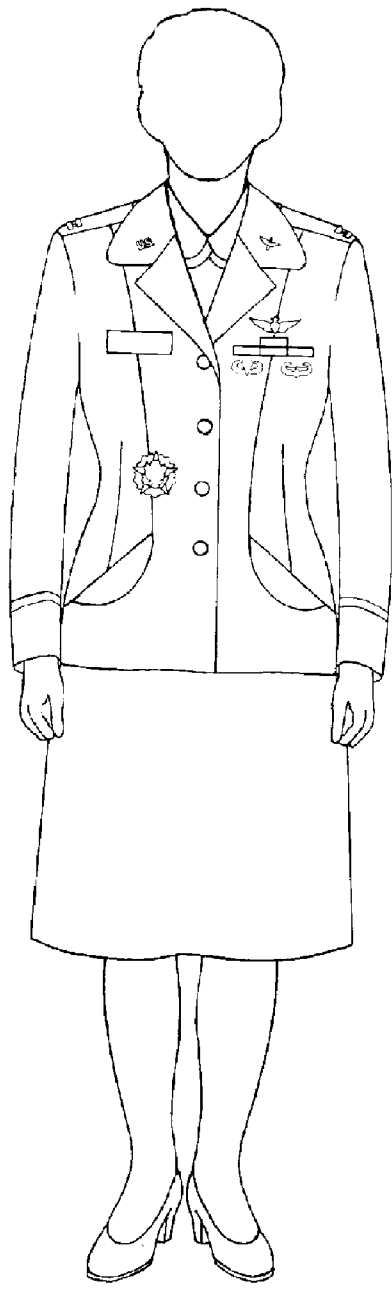
(14) Service medal ribbons. Full size or miniature medals may be worn after retreat (paras 28-7 through 28-9).

(15) Unit awards (para 28-11).

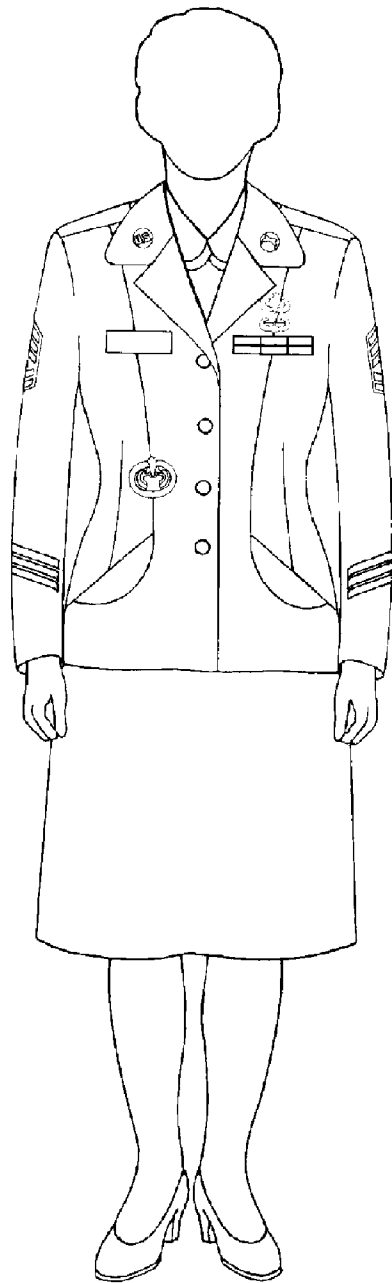
(16) U.S. badges (identification, marksmanship, combat and special skill, full size and miniature) (para 28-13). Dress miniature combat and special skill badges will be worn when miniature medals are worn (para 28-17b(2)).

18-10. General guidelines


The skirt is to be worn no longer than 1 inch above or 2 inches below the crease in the back of the knee. The black all weather coat is authorized for wear with this uniform. White gloves may be worn with the basic uniform. The white leather handbag may be carried during duty or after duty hours. The white fabric handbag may only be carried after duty hours. White pumps and sheer stockings are the authorized footwear for this uniform. Figure 18-1 shows the Army white uniform and authorized headgear.




Officer



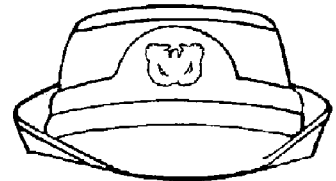
Enlisted



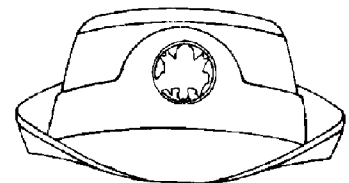
Service hat, white, general and field grade officers



Service hat, white, company grade officers



Service hat, white, warrant officer



Service hat, white, enlisted

Figure 18-1. Army white uniform, female

Chapter 19

Army Blue Uniform—Male

19–1. Authorization for wear

- a. The Army blue uniform is authorized for year-round wear by all male personnel.
- b. All active duty officers are required to own the Army blue uniform for wear on appropriate occasions. Excepted are officers on active duty for 6 months or less who may purchase this uniform as an option.
- c. The Army blue uniform is authorized for optional wear for enlisted personnel.
- d. This uniform is also worn as an organizational uniform when prescribed in CTA 50–900.

19–2. Composition

The Army blue uniform comprises a dark blue coat, dark blue or light blue trousers, and a white turndown collar shirt with a black bow tie or black four-in-hand necktie. The Army blue uniform may be worn with either the black bow tie or the black four-in-hand necktie. When worn with a black bow tie, the Army blue uniform constitutes a formal uniform and corresponds to a civilian tuxedo. When worn with a black four-in-hand necktie, the Army blue uniform is an informal uniform. See figures 19–1 through 19–7.

19–3. Occasions for wear

The following are appropriate occasions for wearing the Army blue uniform:

- a. On duty as prescribed by the local commander.
- b. For social functions of a general or official nature before or after retreat.
- c. On other appropriate occasions as desired by the individual.

19–4. Materials

- a. *Coat.*
 - (1) Wool baratheia, 14 ounce weight, dark blue, Army shade 150.
 - (2) Wool gabardine, 11 or 14.5 ounce weight, dark blue, Army shade 150.
 - (3) Wool elastique, 16 ounce weight, dark blue, Army shade 150.
 - (4) Wool tropical, 10.5 ounce weight, dark blue, Army shade 150.
 - (5) Polyester and wool blended fabric in twill weave, 9.5 ounce weight, dark blue, Army 450.
 - (6) Polyester and wool blend fabric in plain weave, 9.5 ounce weight, dark blue, Army shade 450.
- b. *Trousers.*
 - (1) *General officers.* The trousers will be the same material and shade as the coat.
 - (2) *Other officers and enlisted personnel.* The trousers will be of the same material as the coat, except the color will be light blue, Army shade 151 or 451.
- c. *Headgear, service cap.* The service cap will be of the same material and shade as the coat, except that officers are also authorized fur felt, 9 ounce weight, dark blue, Army shade 250.
- d. *Braid.* Nylon gold color braid or synthetic metallic gold braid is more suitable than gold bullion when attached to lightweight fabrics (11 ounces or less).

19–5. Coat, Army blue

- a. *Design.* The coat will be made from an approved specification or pattern.
- b. *General description.* The Army blue coat is a single-breasted, peaked lapel, four-button coat extending below the crotch, fitting easily over the chest and shoulders with a slight draped effect in front and back. The coat will be fitted slightly at the waist conforming to the figure without tightness and no prominent flare.
- c. *Shoulder buttons.*
 - (1) Officers authorized to wear an aiguillette will attach a 20-ligne button on the left or right outside shoulder seam of the Army blue coat depending on the position in which the aiguillette is worn.
 - (2) Officers authorized to wear a fourragere will attach a 20-ligne button on the left shoulder seam 1/2 inch outside the collar edge.
- d. *Shoulder ornamentation and insignia.*
 - (1) *Shoulder straps for officers.* See paragraph 27–8b for ornamentation and insignia.
 - (2) *Shoulder loops for enlisted personnel.*
 - (a) On each shoulder, a shoulder loop of the same material as used for the coat will be attached.
 - (b) A loop 2 and 1/2 inches wide at the outside shoulder edge and 1 and 1/2 inches wide at the inside collar edge and piped all around with gold color nylon or rayon cord edge braid 1/8 inch wide. The braid will be inserted in the

joining seams so as to be completely visible around each loop. The loop will be sewn on the outside shoulder seam and extend to a point approximately 1/2 inch from the inside collar seam. The loop will have a button hole 3/8 inch from the inside edge of the braid and will be buttoned to the shoulder with a 25-ligne button.

e. Coat sleeve ornamentation. Ornamental braid will be worn on both sleeves of the Army blue coat. Gold bullion, synthetic metallic gold, gold nylon color, or gold color rayon braid is authorized for officers. Gold color nylon or rayon braid is authorized for enlisted personnel. The braid on the trouser legs and the coat sleeve will be of the same material. The bottom of the braid will be positioned parallel to and 3 inches above the bottom of each sleeve as follows:

- (1) General officers will have on each sleeve one, 1 1/2 inch gold braid.
- (2) All other officers will have on each sleeve a 3/4 inch braid consisting of two, 1/4 inch gold braids placed 1/4 of an inch apart on silk material of the first named color of their basic branch.
- (3) Enlisted personnel will have on each sleeve 1/8 inch soutache braid of gold color nylon or rayon.

19-6. Trousers, Army blue

a. Design. The trousers will be made from an approved specification or pattern.

b. General description.

(1) *Low-waisted.* The low-waisted blue trousers are straight legged without cuffs and with side and hip pockets. The left hip pocket has a buttonhole tab and button.

(2) *High-waisted.* The high-waisted blue trousers may be worn instead of low-waisted trousers. The high-waisted trousers are required for wear with the Army blue mess and evening mess uniforms. High-waisted trousers are cut along the lines of civilian dress trousers, with a high waist, without pleats, cuffs, and hip pockets.

(3) *Trouser leg ornamentation.* Ornamental braid will be worn on each outside seam of the trouser leg from the bottom of the waistband to the bottom of the trouser leg as follows:

(a) General officers will have two 1/2 inch, two-velum gold, synthetic metallic gold, gold color nylon, or gold color rayon braids, spaced 1/2 inch apart.

(b) All other officers will have one, 1 and 1/2 inch, two-velum gold, synthetic metallic gold, gold color nylon, or gold color rayon braid.

(c) Enlisted personnel will have one, 1 and 1/2 inch gold color nylon or rayon braid.

19-7. Cape, Army blue

The Army blue cape is authorized for wear with the Army blue uniform by all officers as an option, instead of the black all weather coat after duty hours. Enlisted personnel may not wear the cape. See paragraph 26-8c for design and wear policy.

19-8. Shirt, white

A commercial long sleeved white shirt with barrel or French cuffs and standard turndown collar is worn with the Army blue uniform. See paragraph 26-23c for complete description.

19-9. Service cap, Army blue

a. Design. The service cap will be of a standard Army design in accordance with approved specification. Officers are authorized, at their option, to wear the cap frame with a removable cover of the same material as the rest of the Army blue uniform.

b. Visor and visor ornamentation. The visor will be plain black leather or as an option, poromeric material with a leather finish. The visor ornamentation is as follows:

(1) *General and field grade officers.* The top of the visor will be black cloth with two arcs of oak leaves in groups of two, embroidered in gold bullion or synthetic metallic gold yarn or manufactured from anodized aluminum in 24-karat gold color. See figures 19-2 and 19-3.

(2) *Company grade officers, warrant officers, and enlisted personnel.* The top of the visor will be plain black shell cordovan or shell cordovan finish leather, resin treated, with a waterproof edge. See figures 19-4, and 19-5.

c. Chinstrap and chinstrap ornamentation. The chinstrap will be two straps, each 1/2 inch in width by 10 inches in length with one end of each strap forming a slide and the other end of each strap fastened to the cap at each end of the visor. The chinstrap ornamentation is as follows:

(1) *Officers.* The chinstrap will be of natural or light brown, full-grain pigskin or sheepskin, nonbleeding, with pointed ends, covered with two-velum gold wire lace or synthetic metallic gold colored lace or a one-piece strap manufactured from anodized aluminum in 24-karat gold color.

(2) *Enlisted personnel.* The chinstrap will be of plain black leather matching the visor in appearance with rounded ends. Poromeric material with a leather finish is authorized.

d. Hatband. All personnel will wear an outside hatband, 1 and 3/4 inches in width around the entire outside rim of the cap. The hatband ornamentation will be of the following types:

(1) *General officers.* The band will be blue-black velvet with two arcs of oak leaves in groups of two, 1 inch in

length and 3/4 inch in width, embroidered in gold or synthetic metallic gold colored braid or in gold color nylon or rayon. See figure 19–2.

(2) *All other officers.* The band will be of grosgrain silk of the first name color of the officer's basic branch with a band of 1/2 inch two-velum gold, synthetic metallic colored gold, gold color nylon, or gold or rayon braid placed at the top and bottom of the hatband. If the officer's branch has two colors, 1/8 inch piping of the second color will be placed on the inside edges of the gold braid. See figures 19–3 through 19–5.

(3) *Enlisted personnel.* The band will be of basket weave mohair braid matching the shade of the cap material with a 1/2 inch band of two-velum gold color nylon, rayon braid, or polyester placed at the top part of the hatband. See figure 19–7.

e. Wear. The Army blue service cap will be worn by all male personnel when wearing the Army blue, blue mess, and blue evening mess uniforms.

f. Proper wear position. The position for wearing the Army blue service cap is the same as for the Army green service cap described in paragraph 14–9b(6).

19–10. Items normally worn with the Army blue uniform

a. Accessories.

- (1) Belt/suspenders (paras 26–2a and 26–26).
- (2) Cape, blue (officers only) (para 26–8c).
- (3) Coat, black, all weather (para 26–10).
- (4) Cuff links and studs, gold (para 26–12).
- (5) Gloves.
 - (a) Black (para 26–14b).
 - (b) White (para 26–14c).
- (6) Headgear, cap, service, cold weather, AG 344 (para 26–7).
- (7) Necktie.
 - (a) Black, bow (para 26–20a).
 - (b) Black, four-in-hand (para 26–20c).
- (8) Scarf, black (para 26–22a).
- (9) Shirt, white, long sleeve (para 26–23c)
- (10) Shoes, oxford, black (para 26–24c).
- (11) Socks, black (para 26–25a).
- (12) Undergarments, white (para 26–29b and 26–29e).

b. Insignia, awards, badges and accouterments worn on the Army blue uniform.

- (1) Aiguillette (officers only).
 - (a) Dress (para 27–24).
 - (b) Service (para 27–23).
- (2) Buttons (paras 26–5).
- (3) Chaplains apparel (para 26–9).
- (4) Fourragere/Lanyards (para 28–11d).
- (5) Distinctive items authorized for infantry personnel (para 27–28).
- (6) Branch insignia (paras 27–10a through 27–12a).
- (7) Regimental distinctive insignia (para 27–21g).
- (8) Grade insignia (paras 27–5 through 27–7).
- (9) Headgear insignia, cap, white (para 27–3).
- (10) OCS/WOC insignia (paras 27–14 and 15).
- (11) U.S. insignia (para 27–4).
- (12) Nameplate (para 27–22c).
- (13) Service stripes (enlisted personnel only) (para 27–25a(2)).
- (14) Decoration ribbons, full size or miniatures medals may be worn after retreat (paras 28–7 through 28–9).
- (15) Service medal ribbons. Full size or miniature medals may be worn after retreat (paras 28–7 through 28–9).
- (16) Unit awards (para 28–11).
- (17) U.S. badges (identification, marksmanship, combat and special skill, full size and miniature) (para 28–13). Dress miniature combat and special skill badges will be worn when miniature medals are worn (para 28–17b(2)).

19–11. General guidelines

Trousers and sleeve length are described in paragraph 1–9b of this regulation. Suspenders may be worn with this uniform. Optional purchase gold or gold color cuff links and studs may be worn with this uniform at social functions. The black scarf and black leather dress gloves may be worn with the black all weather coat. White gloves may be worn

with the basic uniform. When weather conditions warrant, the AG 344/489 cold weather service cap may be worn with the black all weather coat or the cape. Black oxford shoes with black socks are the only authorized footwear for this uniform. See paragraph 27-10e for information on color ornamentation and branch insignia for detailed officers. Enlisted personnel assigned to Table of Organization and Equipment (TOE) bands, selected honor guards, and other ceremonial units, authorized by CTA 50-900 to wear the Army blue uniform as an organizational uniform may wear distinctive unit insignia (DUI), military police accessories, and other items authorized by CTA 50-900 when prescribed by the commander. Figures 19-1 through 19-7 show the Army blue uniform and authorized headgear.

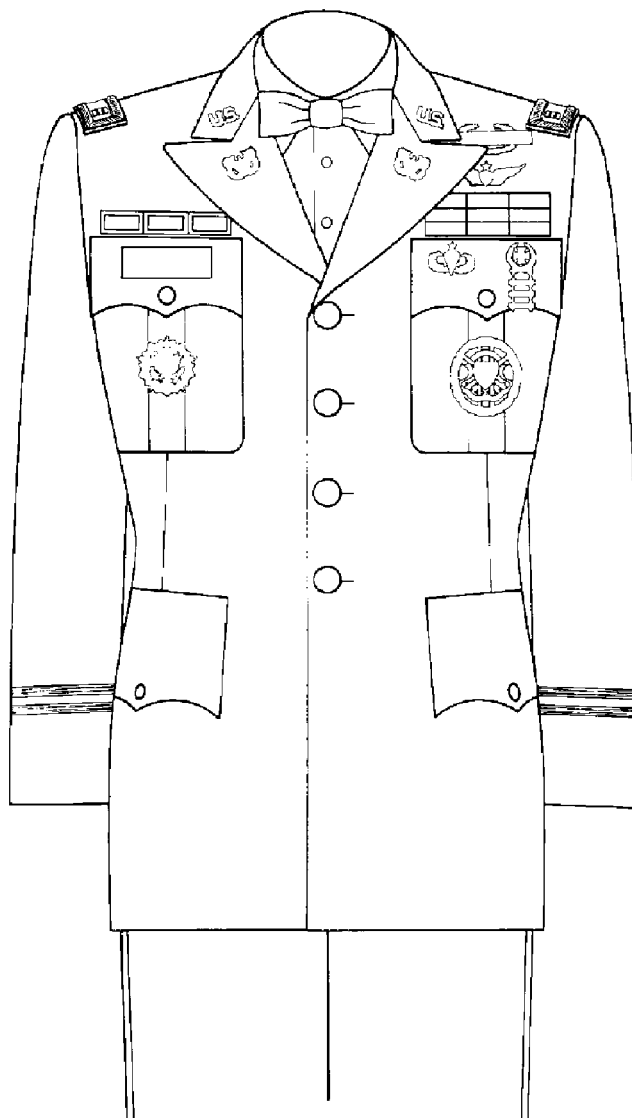


Figure 19-1. Army blue uniform, officer




Figure 19-2. Service cap, blue, general officers




Figure 19-3. Service cap, blue, field grade officers




Figure 19-4. Service cap, blue, company grade officers

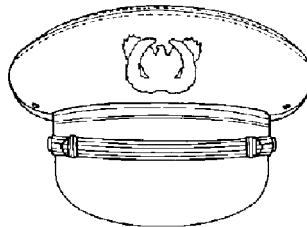


Figure 19-5. Service cap, blue, warrant officers




Figure 19-6. Army blue uniform, enlisted

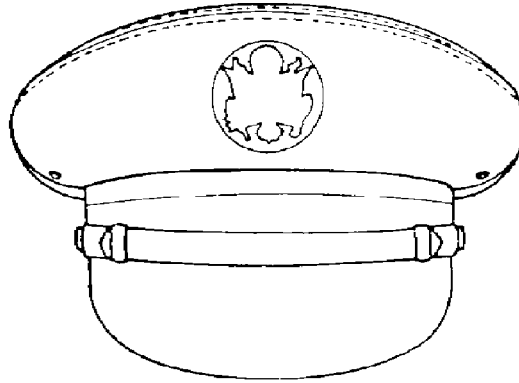


Figure 19-7. Service cap, blue, enlisted

Chapter 20 Army Blue Uniform—Female

20-1. Authorization for wear

- a. The Army blue uniform is authorized for year-round wear by all female personnel.
- b. All active duty officers are required to own the Army blue uniform for wear on appropriate occasions. Excepted are officers on active duty for 6 months or less who may purchase this uniform as an option.
- c. The Army blue uniform is authorized for optional wear for enlisted personnel.
- d. This uniform is also worn as an organization uniform when prescribed in CTA 50-900.

20-2. Composition

The Army blue uniform comprises an Army blue coat, blue slacks, skirt and a white shirt with a black neck tab. See figure 20-1.

20-3. Occasions for wear

The following are appropriate occasions for wearing the Army blue uniform:

- a. On duty as prescribed by the local commander.
- b. For social functions of a general or official nature before or after retreat.
- c. On other appropriate occasions as desired by the individual.

20-4. Materials

- a. *Coat, skirt, slacks, and service hat.*
 - (1) Wool baratheia, 12 or 14 ounce weight, Army blue shade 150.
 - (2) Wool gabardine, 11 or 14.5 ounce weight, Army blue shade 150.
 - (3) Wool elastique, 16 ounce weight, Army blue shade 150.
 - (4) Wool tropical, 10.5 ounce weight, Army blue shade 150.
 - (5) Polyester and wool blended fabric in gabardine, 9.5 ounce weight, Army blue shade 450.
 - (6) Polyester and wool blend fabric in tropical 9.5 ounce weight, Army blue shade 450.
- b. *Braid.* Nylon gold color braid or synthetic metallic gold braid is more suitable than gold bullion when attached to lightweight fabrics (11 ounces or less).

20-5. Coat, Army blue

- a. *Design.* The coat will be made from an approved specification or pattern.
- b. *General description.* The Army blue coat is a single-breasted, four-button hip length coat with two slanted front pockets with long sleeves and an easy fitting open collar.
- c. *Shoulder buttons.*

(1) Officers authorized to wear an aiguillette will attach a 20-ligne button on the left or right outside shoulder seam of the Army blue coat depending on the position in which the aiguillette is worn.

(2) Officers authorized to wear a fourragere will attach a 20-ligne button on the left shoulder seam 1/2 inch outside the collar edge.

d. Shoulder ornamentation and insignia.

(1) Shoulder straps for officers. See paragraph 27–8b for ornamentation and insignia.

(2) Shoulder loops for enlisted personnel.

(a) On each shoulder, a shoulder loop of the same material as used for the coat will be attached.

(b) A loop 2 1/2 inches wide at the outside shoulder edge and 1 1/2 inches wide at the inside collar edge and piped all around with gold color nylon or rayon cord edge braid 1/8 inch wide. The braid will be inserted in the joining seams so as to be completely visible around each loop. The loop will be sewn on the outside shoulder seam and extend to a point approximately 1/2 inch from the inside collar seam. The loop will have a button hole 3/8 inch from the inside edge of the braid and will be buttoned to the shoulder with a 25-ligne button.

e. Coat sleeve ornamentation. Ornamental braid will be worn on both sleeves of the Army blue coat. Gold bullion, synthetic metallic gold, gold nylon color, or gold color rayon braid is authorized for officers. Gold color nylon or rayon braid is authorized for enlisted personnel. The bottom of the braid will be positioned parallel to and 3 inches above the bottom of each sleeve as follows:

(1) General officers will have on each sleeve one, 1 1/2 inch gold braid.

(2) All other officers will have on each sleeve a 3/4 inch braid consisting of two, 1/4 inch gold braids placed 1/4 of an inch apart on silk material of the first named color of their basic branch.

(3) Enlisted personnel will have on each sleeve 1/8 inch soutache braid of gold color nylon or rayon.

20–6. Skirt, Army blue

a. Design. The skirt will be made from an approved specification or pattern.

b. General description. The Army blue skirt is knee length, three piece front and three piece back, slightly flared, with waistband and zipper closure on the left side.

20–7. Slacks, Army blue

a. Design. The slacks will be made from an approved specification or pattern.

b. General description. The slacks will be straight legged with slightly flared bottoms and zipper front closure on the center front. The slacks will have two side pockets.

c. Slack leg ornamentation braid. Ornamental braid will be worn on each outside seam of the slacks leg from the bottom of the waistband to the bottom of slack leg as follows:

(1) *General officers.* Each slacks leg will have two 1/2 inch, two-vellum gold, synthetic metallic gold, gold color nylon, or gold color rayon braids, spaced 1/2 inch apart.

(2) *Other officers.* Each slacks leg will have one, 1 inch, two-vellum gold, synthetic metallic gold, gold color nylon, or gold color rayon braid.

(3) *Enlisted personnel.* Each slacks leg will have one, 1 inch gold color nylon or rayon braid.

d. Slacks will not be worn for social functions. They are approved for wear by selected females (i.e., band, honor guard, and female chaplains), in the performance of their daily duties where the Army blue uniform slacks would be more appropriate than the Army blue skirt.

20–8. Shirt, white

A short sleeve white shirt with black neck tab is worn with the Army blue uniform. See paragraph 26–23a and b.

20–9. Cape, Army blue

Both the Army blue and Army black capes are authorized for wear after duty hours with the Army blue uniform by all officers as an option, instead of the black all weather coat after duty hours. Enlisted personnel may not wear the cape. See paragraph 26–8a and b for description and wear policy.

20–10. Headgear, Service hat, Army blue

a. Design. The service hat will be of a standard Army service hat design according to approved specification.

b. General description. The hat has an oval shaped crown and a detachable hatband for placement of insignia. Hat insignia will be worn centered and secured through the hatband. See paragraph 27–3 for description and wear of the insignia.

c. Hatband. The detachable hatband has three rows of stitching of matching thread at the top of the band and ornamentation as follows:

(1) General and field grade officers will have two arcs of laurel leaves in groups of two, embroidered in gold bullion, gold colored synthetic metallic, gold color nylon, or gold color rayon braid.

(2) Company grade officers and warrant officers will have a band of 1/2 inch two-veillum gold, gold colored synthetic metallic, gold color nylon, or gold color rayon braid placed on the bottom edge of the hatband.

(3) Enlisted personnel will not have any ornamentation on the hatband.

c. Wear. The Army blue service hat is the authorized headgear for wear with the Army blue uniform. Female personnel are not required to wear headgear when wearing the Army blue uniform to evening social functions. However, it will be worn when wearing this uniform on all other occasions.

d. Proper wear position. The service hat will be worn straight on the head so that the hatband creates a straight line around the head parallel to the ground. Hair will not be visible below the front brim of the hat and there should be 1/2 inch to 1 inch distance between the eyebrow and the brim of the hat.

20-11. Items normally worn with the Army blue uniform.

a. Accessories.

(1) Cape.

(a) Black (para 26-8a).

(b) Blue (para 26-8b).

(2) Coat, black, all weather (para 26-10).

(3) Gloves.

(a) Black, leather, unisex (para 26-14b).

(b) White dress (para 26-14c).

(4) Handbag, black.

(a) Fabric or leather (paras 26-15a and 26-15b).

(b) Service (para 26-15d).

(5) Headgear, cap, service, cold weather, AG 344/489 (para 26-7).

(6) Scarf, black (para 26-22a).

(7) Shirt, white, short sleeve (para 26-23a and b).

(8) Shoes, black, pump (paras 26-24f and g).

(9) Stockings, sheer (para 26-25d).

(10) Umbrella, black (para 26-28).

(11) Undergarments, white (para 26-29a and c).

b. Insignia, awards, badges and accouterments worn on the Army blue uniform.

(1) Aiguillette (officers only).

(a) Dress (para 27-24).

(b) Service (para 27-23).

(2) Buttons (paras 26-5).

(3) Chaplains apparel (para 26-9).

(4) Fourragere/Lanyards (para 28-11d).

(5) Branch insignia (para 27-12a).

(6) Regimental distinctive insignia (para 27-21g).

(7) Grade insignia (paras 27-5 through 27-7).

(8) Headgear insignia, hat, service, white (para 27-3).

(9) OCS/WOC insignia (paras 27-14 and 27-15).

(10) U.S. insignia (para 27-4).

(11) Nameplate (para 27-22c).

(12) Service stripes (enlisted personnel only) (para 27-25b(2)).

(13) Decoration ribbons, full size or miniatures medals may be worn after retreat (paras 28-7 through 28-9).


(14) Service medal ribbons. Full size or miniature medals may be worn after retreat (paras 28-7 through 28-9).

(15) Unit awards (para 28-11).


(16) U.S. badges (identification, marksmanship, and special skill, full size and miniature) (para 28-13). Dress miniature combat and special skill badges will be worn when miniature medals are worn (para 28-17b(2)).

20-12. General guidelines

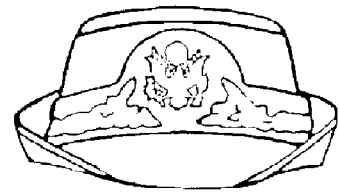
The skirt is to be worn no longer than 1 inch above or 2 inches below the crease in the back of the knee. The black scarf and the black leather dress gloves may be worn with the black all weather coat. White gloves may be worn with the basic uniform. When weather conditions warrant, the AG 344/489 cold weather service cap may be worn with the black all weather coat or the capes. The black pumps and sheer stockings are the authorized footwear for this uniform. The black fabric pumps may also be worn with this uniform after duty hours. See paragraph 27-10 *e* for information on color ornamentation and branch insignia for detailed officers. Enlisted personnel assigned to Table of Organization and Equipment (TOE) bands, selected honor guards, and other ceremonial units, authorized by CTA 50-900 to wear the Army blue uniform as an organizational uniform may wear distinctive unit insignia (DUI), military police accessories, and other items authorized by CTA 50-900 when prescribed by the commander. Figure 20-1 shows the Army blue uniform and authorized headgear.




Officer



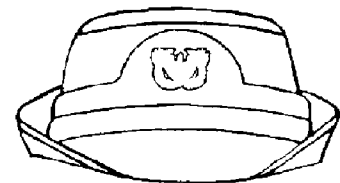
Enlisted



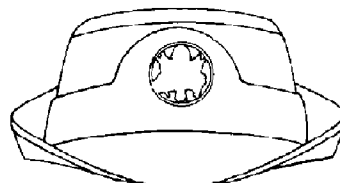
Service hat, blue, general and field grade officers



Service hat, blue, company grade officers



Service hat, blue, warrant officers



Service hat, blue, enlisted

Figure 20-1. Army blue uniform, female

Chapter 21 Army White Mess and Evening Mess Uniforms—Male

21-1. Authorization for wear

The Army white mess and Army white evening mess uniforms are authorized for optional wear by all male personnel. These uniforms are normally worn from April to October except in clothing zones I and II (CTA 50-900) where they may be worn year round.

21-2. Composition

a. The Army white mess uniform is composed of the Army white jacket, black high waisted trousers, white semiformal dress shirt, black bow tie, and black cummerbund (figures 21-1 and 21-3).

b. The Army white evening mess uniform is composed of the Army white jacket, black high waisted trousers, white formal dress shirt with wing collar, white vest, and white bow tie (figure 21-2).

21-3. Occasions for wear

The Army white mess and white evening mess uniforms are authorized for wear at—

- a. Social functions of a general or official nature after retreat.
- b. Private formal dinners and other private formal social functions after retreat.

21-4. Materials

a. *Jacket and vest, white*

- (1) Cotton twill, 8.2 ounce weight, white.
- (2) Polyester and wool blended fabric in plain weave, 9 ounce tropical weight, white.
- (3) Polyester and wool blended fabric in gabardine, 10.5 ounce weight, white.
- (4) Polyester texturized woven serge, 6.5 ounce, weight, white.

b. *Trousers.* Commercial, black, tuxedo type of lightweight material.

21-5. Jacket, Army white

a. *Design.* The jacket will be made from an approved specification or pattern.

b. *General description.* The jacket, which is cut on the lines of an evening dress coat, descends to the point of the hips and is slightly curved to a peak in back and in front. Two 25-ligne buttons, joined by a small gold or gold color chain about 1 1/2 inches long, may be worn in the upper buttonholes. The shoulders are provided with a means of attaching shoulder knots on officer uniforms.

c. *Shoulder knots.* See paragraph 24-5d and figure 21-12.

d. *Jacket sleeve ornamentation.*

(1) General officers will wear a cuff of white mohair or mercerized cotton braid, 4 inches in width, positioned 1/8 inch from the bottom edge of each sleeve. General officer insignia of grade will be centered on the outside sleeves 1 inch above the upper edge of the cuff braid. When general officers also wear their insignia of branch, it will be centered on the outside sleeves 1 inch above the upper edge of the cuff braid; and their insignia of grade will be positioned 1 inch above their insignia of branch. If insignia of branch is worn, the nonsubdued metal pin-on insignia will be used. Insignia of grade will be embroidered white cloth or silver bullion. General officer stars will be 1 inch in diameter except for General of the Army insignia, which has stars 3/8 inch in diameter. The stars are worn with one point facing upward. General officer stars will be as follows:

(a) General of the Army will have five stars fastened together in a circle with the inner points touching and centered horizontally on the outside sleeves (figure 21-4).

(b) General will have four stars, 1 1/4 inches between the midpoints and centered horizontally on the outside sleeves (figure 21-5).

(c) Lieutenant General will have three stars, 1 3/8 inches between the midpoints with the middle star centered horizontally on the outside sleeves (figure 21-6).

(d) Major General will have two stars, 2 inches between the midpoints and centered horizontally on the outside sleeves (figure 21-7).

(e) Brigadier General will have one star centered horizontally on the outside sleeves (figure 21-8).

(2) Other commissioned and warrant officers will wear a band of white mohair or white mercerized cotton braid, 1/2 inch wide, sewn on each sleeve, with the lower edge parallel to and 3 inches above the bottom edge of each sleeve. Attached to the upper edge of the braid on each sleeve will be a trefoil consisting of a knot composed of three loops, one large upper and two small lower loops of 1/4 inch white soutache braid, interlaced at the points of crossing, and with the ends of the knots resting on the sleeve braid. Officers insignia of grade (nonsubdued pin-on or embroidered

white cloth) will be worn vertically in the center of the space formed by the lower curves of the knot and the upper edge of the braid (figures 21-9 and 21-10).

(3) Previously authorized sleeve ornamentation, which consists of the sleeve band, the insignia of branch centered in the space formed by the lower curves of the trefoil and the upper edge of the sleeve band. The number of trefoils appropriate to the specific grade may be worn for the life of the jacket. The number of trefoils will reflect the correct grade of the wearer. This option is for commissioned officers only.

(4) Enlisted personnel will have on each sleeve a 1/8 inch soutache braid of gold color nylon or rayon 3 inches above the bottom of each sleeve (figure 21-11).

21-6. Trousers, black

a. Design. The trousers will be made from an approved specification or pattern.

b. General description. The black trousers will be cut along the lines of civilian dress trousers with a high waist, without pleats, cuffs, and hip pockets.

c. Trousers leg ornamentation. The trouser leg ornamentation will consist of a black silk or satin braid no less than 3/4 inch wide nor more than 1 inch wide sewn on the outside seam of the trouser leg from the bottom of the waistband to the bottom of the trouser leg.

21-7. Vest, white

a. Design. The vest will be made from an approved specification or pattern.

b. General description. The white vest will be single breasted, cut low with a rolling collar, pointed bottom and fastened with three detachable, extra small white buttons.

c. How worn. The white vest will be worn with the white bow tie and white formal dress shirt with wing collar as part of the white evening mess uniform.

21-8. Cummerbund, black

a. Design. The cummerbund will be made from a commercial design made of silk or satin material with four pleats running the entire length of the cummerbund.

b. Wear. All male personnel are authorized to wear the black cummerbund with the Army white mess uniform. The cummerbund will be of the same material as the bow tie. It will be worn with the pleats facing down.

21-9. Shirts, white dress

a. Semiformal. A commercial white long sleeve semiformal dress shirt with a soft bosom, french cuffs, and standard turndown collar will be worn with the Army white mess uniform when worn with the black cummerbund and black bow tie.

b. Formal. A commercial white long sleeve formal dress shirt with a stiff bosom, french cuffs, and wing type collar will be worn with the Army white evening mess uniform when worn with the white vest and white bow tie.

21-10. Headgear

The Army white service cap is the authorized headgear for wear with the Army white mess and evening mess uniforms. See paragraph 17-8 for complete description and wear policy.

21-11. Items normally worn with the Army white mess and evening mess uniforms

a. Accessories.

- (1) Buttons (para 26-5).
- (2) Cuff links and studs.
 - (a) Gold (white mess only) (para 26-12).
 - (b) White (evening mess white only) (para 26-12).
- (3) Coat, black, all weather (para 26-10).
- (4) Gloves, white (para 26-14c).
- (5) Necktie.
 - (a) Black, bow (white mess only) (para 26-20a).
 - (b) White, bow (evening mess white only) (para 26-20b).
- (6) Shoes, oxford, black (para 26-24c).
- (7) Socks, black (para 26-25a).
- (8) Suspenders (para 26-26).
- (9) Undergarments, white (para 26-29b).

b. Insignia, awards, badges, and accouterments worn on the Army white mess and evening mess uniforms.

- (1) Aiguillette, dress (officers only) (para 27-24).
- (2) Insignia.

- (a) Branch (paras 27–10 and 27–11). Branch insignia is worn as prescribed in this chapter.
- (b) Grade (paras 27–5 through 27–8). Grade insignia is worn as prescribed in this chapter.
- (c) Headgear, cap, service, white (para 27–3c).
- (d) Regimental distinctive insignia (para 27–21g).
- (3) Decoration miniature medals (para 28–9).
- (4) Service miniature medals (para 28–9).
- (5) Service stripes (enlisted personnel only) (para 27–25a(2)).
- (6) U.S. badges (identification, dress miniature combat and special skill) (para 28–17b(2)).

21–12. General guidelines

The black all weather coat may be worn with these uniforms. The black oxford shoes with black socks are the only authorized footwear for these uniforms. White gloves may be worn with the basic uniform.




Figure 21-1. Army white mess uniform, general officers




Figure 21-2. Army white evening mess uniform, other officers




Figure 21-3. Army white mess uniform, enlisted

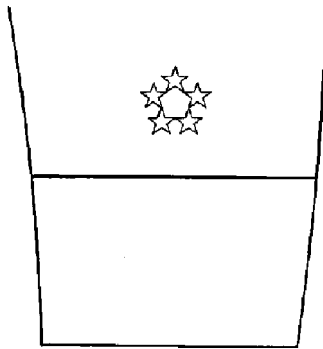


Figure 21-4. Sleeve ornamentation, white mess, General of the Army

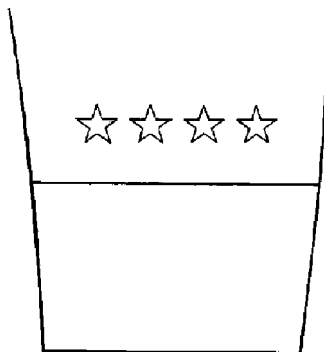


Figure 21-5. Sleeve ornamentation, white mess, general

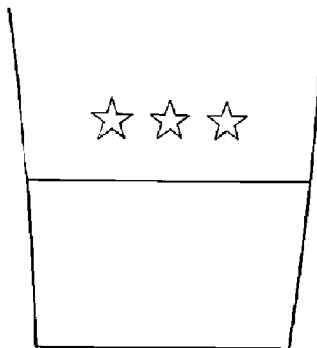


Figure 21-6. Sleeve ornamentation, white mess, lieutenant general

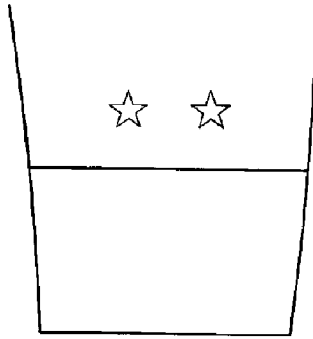


Figure 21-7. Sleeve ornamentation, white mess, major general

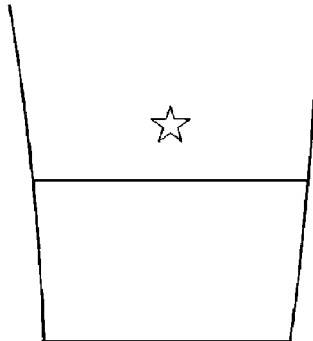


Figure 21-8. Sleeve ornamentation, white mess, brigadier general




Figure 21-9. Sleeve ornamentation, white mess, field and company grade officers

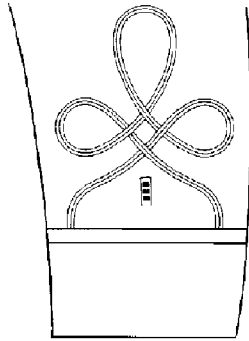


Figure 21-10. Sleeve ornamentation, white mess, warrant officers

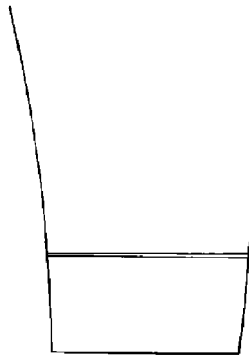


Figure 21-11. Sleeve ornamentation, white mess, enlisted




Figure 21-12. Shoulder knot

Chapter 22

Army White Mess, All White Mess, and White Evening Mess Uniforms—Female

22-1. Authorization for wear

The Army white mess, all white mess, and white evening mess uniforms are authorized for wear by female personnel. These uniforms are normally worn from April to October, except in clothing zones I and II (CTA 50-900) where they may be worn year-round. Note: The Army white jacket has been replaced with a newer version that may be worn by both officer and enlisted personnel. The older version, which is authorized for wear by officers only, may still be worn as long as the uniform is in serviceable condition.

22-2. Composition

There are three variations to the Army white mess uniform as follows:

a. Army white mess uniform is composed of the Army white jacket, the Army black knee length skirt, the black cummerbund, and the formal white blouse with black dress neck tab (figures 22-2 and 22-3).

b. Army all white mess uniform is composed of the Army white jacket, the Army white knee-length mess skirt, Army white cummerbund, and the formal white blouse with black dress neck tab.

c. Army white evening mess uniform is composed of the Army white jacket, the Army black full length skirt, the black cummerbund, and the formal white blouse with black dress neck tab. At figure 22-1 is the Army white evening mess uniform with the old version of the white mess jacket.

22-3. Occasions for wear

The Army white, all white, and evening white mess uniforms are authorized for wear at—

- a.* Social functions of a general or official nature after retreat.
- b.* Private formal dinners and other private formal social functions after retreat.

22-4. Materials

a. White jacket and white skirt.

- (1) Polyester and rayon blended fabric in gabardine weave, 6 or 8 ounce weight, Army white.
- (2) Texturized polyester serge, 6.5 ounce weight, Army white.

b. Black skirt, knee and full length.

- (1) Wool tropical, 8.5 ounce weight, Army black shade 149.
- (2) Polyester and wool blended fabric in tropical weave, 10 ounce weight, Army black shade 332.

22-5. Jacket, Army white

a. Old version. The jacket is single breasted with a natural waist length and a shawl type collar. It has a two piece front (each side) and a two panel back. The front pieces have three 20-ligne buttons on each side, and the shoulders are provided with two loops to attach to shoulder boards. On each sleeve, a band of white braid 1/2 inch in width with the lower edge 3 inches from the bottom of the sleeve.

(1) *Shoulder ornamentation and insignia.*

(a) General officers. Detachable shoulder knots are worn on each shoulder fastened to the shoulder loops and positioned with the button on the inside shoulder seam nearest the collar. The shoulder knot will be made from 1/4 inch diameter cord of gold bullion or synthetic metallic gold or gold color nylon or rayon. The shoulder knot is to be formed of four plaits comprising three cords interlaced as one and rounded at the top with a gold 20-ligne button positioned in the upper end of the knot. The knot will be no more than 4 1/2 inches in length and 1 7/8 inches in width, conforming to the shoulder, and stiffened on the underside with a flexible backing covered with black cloth. The flexible backing will have a suitable attachment for fastening to the shoulders of the jacket. General officers only will wear shoulder knots attached to the shoulders of the old Army white jacket.

(b) Other officers. Detachable shoulder boards are worn on each shoulder snapped to the jacket (old version only) through the shoulder loops with the square end of the should board positioned on the outside shoulder seam. General description of shoulder boards is in paragraph 27-8c.

(2) *Jacket sleeve ornamentation and insignia.*

(a) General officers will wear a cuff of white mohair braid or white mercerized cotton braid, 4 inches in width, positioned 1/8 inch from the bottom edge of each sleeve. General officer insignia of grade will be centered on the outside sleeves, 1 inch above the cuff braid. When general officers also wear their insignia of branch, it will be worn centered on the outside sleeves, 1 inch above the cuff braid, and the insignia of grade will be positioned 1 inch above the insignia of branch. If insignia of branch is worn, the nonsubdued metal insignia will be used. Insignia of grade will

be embroidered white cloth or silver bullion. General officer stars will be 1 inch in diameter with one point facing upward. See paragraph 22–5d(1) and figures 22–4 through 22–8 for size and position of stars.

(b) Other officers will wear a band of white mohair braid or white mercerized cotton braid, 1/2 inch wide, sewn on each sleeve, with the lower edge parallel to and 3 inches above the bottom edge of each sleeve.

b. *New version.* The jacket is cut along the natural waistline and is slightly curved to a peak in back and in front. The coat has a shawl collar white self-fabric facing, fully lined with an inside vertical pocket on the right side. The coat front has six gold 20-ligne buttons. Two 20-ligne buttons, joined by a gold or gold colored chain about 1 1/2 inches long may be worn in the upper buttonholes.

(1) *Shoulder ornamentation.* Officer's jackets have a means for attaching shoulder knots. A description of the shoulder knots is provided in paragraph 22–5a(1)(a). See figure 22–12.

(2) Sleeve ornamentation.

(a) *General officers.* Generals will wear a cuff of white mohair or mercerized cotton braid, 4 inches in width, position 1/8 inch from the bottom edge of each sleeve. General officer insignia of grade will be centered on the outside sleeves 1 inch above the upper edge of the cuff braid. When general officers also wear their insignia of branch, it will be centered on the outside sleeves 1 inch above the upper edge of the cuff braid, and their insignia of grade will be positioned 1 inch above their insignia of branch. If insignia of branch is worn, the nonsubdued metal insignia will be used. Insignia of grade will be embroidered white cloth or silver bullion. General officer stars will be 1 inch in diameter with the exception of General of the Army insignia, which has stars 3/8 inch in diameter. The stars are worn with one point facing upward. See paragraph 21–5 for size and position of stars, and see figures 22–4 through 22–8.

(b) *Other commissioned and warrant officers.* Officers will wear a band of white mohair or white mercerized cotton braid, 1/2 inch wide, sewn on each sleeve, with the lower edge parallel to and 3 inches above the bottom edge of each sleeve. Attached to the upper edge of the braid on each sleeve will be a trefoil consisting of a knot comprising three loops, one large upper and two small lower loops of 1/4 inch white soutache braid, interlaced at the points of crossing, and with the ends of the knots resting on the sleeve braid. Officers insignia of grade (pin on metal or embroidered cloth) will be worn vertically in the center of the space formed by the lower curves of the knot and the upper edge of the braid. See figures 22–9 and 22–10.

(c) *Enlisted personnel.* Enlisted personnel will have on each sleeve 1/8 inch soutache braid of gold color nylon or rayon 3 inches above each sleeve. See figure 22–3.

22–6. Skirts

a. The Army white mess skirt worn with the all white mess uniform is a white knee length skirt, with a one panel front and four panel back of straight design, with a waistband and zipper closure on the left side.

b. The Army black mess skirt worn with the white mess uniform is a black knee length skirt, with a one panel front and a four panel back of straight design, with a waistband and zipper closure on the left side.

c. The Army black evening mess skirt worn with the white evening mess uniform is a black full length skirt, with—

- (1) a one panel front and a four panel back.
- (2) A waistband and zipper closure on the left side.
- (3) An overlapped center back pleat.
- (4) A straight design.

22–7. Cummerbund, black

a. *Black.* The black cummerbund may be either a wool tropical, 8.5 ounce weight, Army black shade 149, or polyester and wool blended fabric in tropical weave, 10 ounce weight, Army black shade 332. It is of commercial design with four or five pleats running the entire length of the cummerbund and is worn with the white mess and white evening mess uniform.

b. *White.* The white cummerbund is made of polyester and rayon blended fabrics in gabardine, 6 or 8 ounce weight, Army white. It is of commercial design with four or five pleats running the entire length of the cummerbund. It will be worn with the all white mess uniform only.

22–8. Blouse, white formal

The blouse is a tuck-in style made of polyester and cotton fabric with a front closure containing seven removable dome shaped buttons. On each side of the front opening, there will be three vertical rows of ruffles. The blouse has short sleeves and a rounded collar.

22–9. Neck tab, black, dress

The material is polyester and cotton broadcloth, Army black shade 305. It is a quarter moon neck tab, which fits under the collar of the white formal blouse.

22–10. Capes, Army black and blue

The blue and black capes are authorized for wear with the Army white mess, all white mess and white evening mess

uniforms instead of the black all weather coat. Enlisted personnel may not wear the capes. See paragraphs 26–8a and b for design, materials, and wear policy.

22–11. Headgear

No headgear is authorized for wear with the Army white mess, all white mess, or white evening mess uniforms.

22–12. Items normally worn with the Army white mess, all white mess, and evening white mess uniforms

a. Accessories.

- (1) Capes.
 - (a) Black (para 26–8a).
 - (b) Blue (para 26–8b).
- (2) Coat, black all weather (para 26–10).
- (3) Gloves.
 - (a) Black, dress (para 26–14b).
 - (b) White (para 26–14c).
- (4) Handbag.
 - (a) Black, dress fabric (white mess and evening mess only) (para 26–15b).
 - (b) White, dress fabric (all white mess only) (para 26–15c).
- (5) Scarf, black (para 26–22a).
- (6) Shoes.
 - (a) Pump, black (white and evening white mess only) (para 26–24f).
 - (b) Pump, white (all white mess only) (para 26–24g).
- (7) Stockings, sheer (para 26–25d).
- (8) Umbrella, black (para 26–28).
- (9) Undergarments (para 26–29a and c).

b. Insignia, awards, badges, and accouterments worn on the Army white mess, all white mess, and evening mess uniforms.

- (1) Aiguillette, dress (officers only) (para 27–24).
- (2) Insignia.
 - (a) Branch (paras 27–10 and 27–11). Worn as prescribed in this chapter.
 - (b) Grade (paras 27–5 through 27–8). Worn as prescribed in this chapter.
 - (c) Regimental distinctive insignia (para 27–21g).
- (3) Decoration, miniature medals (para 28–9).
- (4) Service stripes (enlisted personnel only) (para 27–25b(2)).
- (5) U.S. badges (identification (para 28–18), dress miniature, special skill) (para 28–17b(2)).

22–13. General guidelines

Knee length mess skirts are to be worn no longer than 1 inch above or 2 inches below the crease in the back of the knee. The black evening mess skirt is worn full length. The black dress gloves and black scarf may only be worn with the black all weather coat. White gloves may be worn with all uniforms. The black pumps with sheer stockings are the only authorized footwear for the white mess and white evening mess uniforms. The white pumps and sheer stockings are the only authorized footwear for the all white mess uniform.




Figure 22-1. Army white evening mess uniform, general officer (old version)




Figure 22-2. Army white mess uniform, other officers (new version)




Figure 22-3. Army white mess uniform, enlisted (new version)

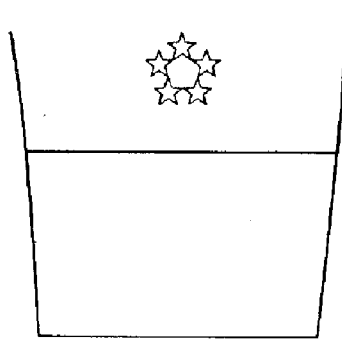


Figure 22-4. Sleeve ornamentation, white mess, General of the Army

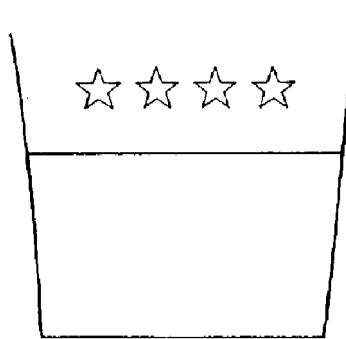


Figure 22-5. Sleeve ornamentation, white mess, General

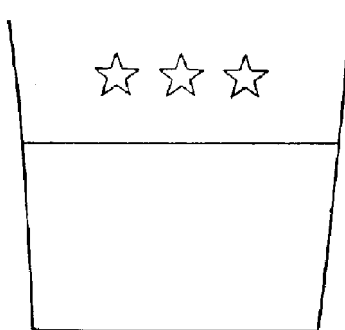


Figure 22-6. Sleeve ornamentation, white mess, Lieutenant General

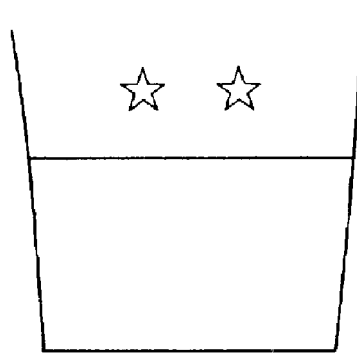


Figure 22-7. Sleeve ornamentation, white mess, major general

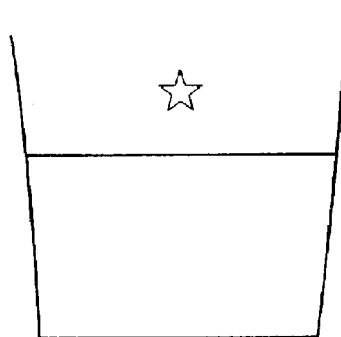


Figure 22-8. Sleeve ornamentation, white mess, brigadier general




Figure 22-9. Sleeve ornamentation, white mess, field and company grade officers

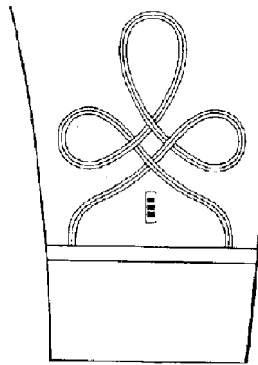


Figure 22-10. Sleeve ornamentation, white mess, warrant officers

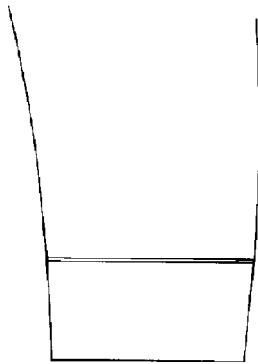


Figure 22-11. Sleeve ornamentation, white mess, enlisted




Figure 22-12. Shoulder knot

Chapter 23

Army Blue Mess and Evening Mess Uniforms—Male

23–1. Authorization for wear

The Army blue mess and Army blue evening mess uniforms are authorized for year round wear by all male personnel.

23–2. Composition

a. The Army blue mess uniform is composed of the Army blue jacket, dark or light blue high waisted trousers, white semiformal dress shirt with turndown collar, black bow tie, and black cummerbund (figures 23–1 and 23–3).

b. The Army blue evening mess uniform is composed of the Army blue jacket, dark or light blue high waisted trousers, white formal dress shirt with wing collar, white vest, and white bow tie (figure 23–2).

23–3. Occasions for wear

The Army blue mess and blue evening mess uniforms are authorized for wear at—

- a. Social functions of a general or official nature after retreat.
- b. All private formal social functions after retreat.
- c. The blue mess uniform is for black tie functions and corresponds to a civilian tuxedo. The blue evening mess uniform is the most formal uniform worn by Army personnel and corresponds to civilian “white tie and tails.”

23–4. Materials

a. Jacket.

- (1) Wool barathea, dark blue, 14 ounce weight, Army shade 150.
- (2) Wool gabardine, dark blue, 11 or 14.5 ounce weight Army shade 150.
- (3) Wool elastique, dark blue, 15 ounce weight, Army shade 150.
- (4) Wool tropical, dark blue, 9 ounce weight, Army shade 150.
- (5) Polyester and wool blended gabardine, dark blue, 9.5 ounce weight, Army shade 450.
- (6) Polyester and wool blended fabric in plain weave, dark blue, 9.5 ounce tropical weight, Army shade 450.

b. Trousers.

- (1) *General officers.* The trousers will be of the same material and shade (dark blue) as the jacket.
- (2) *Other officers and enlisted personnel.* The trousers will be of the same material as the jacket except the color will be light blue, Army shade 151 or 451.
- (3) *Braid.* Nylon gold color braid or synthetic metallic gold braid is more suitable than gold bullion when attached to light weight fabrics (11 ounces or less).

23–5. Jacket, Army blue mess

a. *Design.* The jacket will be made from an approved specification or pattern.

b. *General description.* The jacket, which is cut on the lines of an evening dress coat, descends to the point of the hips and is slightly curved to a peak in back and in front. Two 25-ligne buttons, joined by a small gold or gold color chain about 1 1/2 inches long, may be worn in the upper buttonholes. The shoulders are provided with a means of attaching shoulder knots on officer uniforms.

c. *Lapels.* The lapels of the Army blue jacket will be of rayon, acetate, or other synthetic fabric with a satin face in the following colors:

- (1) General officers, except chaplains—dark blue.
- (2) All chaplains—black.
- (3) All other officers—the first named color of their basic branch of service. See paragraph 27–18.
- (4) Enlisted personnel—dark blue.

d. *Shoulder knots (officers only).*

(1) *General description.* The shoulder knot will be made from 1/4 inch diameter cord of gold bullion or synthetic metallic gold or gold color nylon or rayon. The shoulder knot is formed of four plaits comprising three cords interlaced as one and rounded at the top with a gold 20-ligne button positioned in the upper end of the knot. The knot will be no more than 5 1/2 inches in length and 2 1/2 inches in width, conforming to the shoulder, and stiffened on the underside with a flexible backing covered with dark blue or black cloth. The flexible backing will have a suitable attachment for fastening to the shoulders of the jacket. (See figure 23–12).

(2) *How worn.* The shoulder knots will be worn attached to the shoulders of the Army blue jacket by all officers.

e. *Sleeve ornamentation.*

- (1) General officers will wear a cuff of blue-black velvet braid, 4 inches in width, positioned 1/8 inch from the

bottom edge of each sleeve. On each cuff of braid, 1 inch below the upper edge, will be embroidered a band of oak leaves in groups of two, 1 inch in width, of gold bullion, synthetic metallic gold, gold color nylon, or gold color rayon. General officer insignia of grade will be centered on the outside sleeve 1 inch above the upper edge of the cuff braid. When general officers also wear their insignia of branch, it will be centered on the outside sleeves 1 inch above the upper edge of the cuff braid and their insignia of grade will be positioned 1 inch above their insignia of branch. If insignia of branch is worn, the nonsubdued metal pin-on insignia will be used. Insignia of grade will be embroidered silver bullion. General officer stars will be 1 inch in diameter except for General of the Army insignia, which has stars 3/8 inch in diameter. The stars are worn with one point facing upward. General officer stars will be as follows:

(a) General of the Army will have five stars fastened together in a circle with the inner points touching and centered horizontally on the outside sleeves (figure 23-4).

(b) General will have four stars, 1 1/4 inches between the midpoints and centered horizontally on the outside sleeves (figure 23-5).

(c) Lieutenant General will have three stars, 1 3/8 inches between the midpoints with the middle star centered horizontally on the outside sleeves (figure 23-6).

(d) Major General will have two stars, 2 inches between the midpoints and centered horizontally on the outside sleeves (figure 23-7).

(e) Brigadier General will have one star centered horizontally on the outside sleeves (figure 23-8).

(2) Other commissioned and warrant officers will have on each sleeve a 3/4 inch braid consisting of two 1/4 inch, two-velum gold, synthetic metallic gold, gold color nylon or gold color rayon braids placed 1/4 inch apart on a silk stripe of the first named color of their basic branch. The bottom of the braid will be positioned parallel to and 3 inches above the bottom edge of each sleeve. Attached to the upper edge of the braid on each sleeve will be a trefoil consisting of a knot composed of three loops, one large upper and two small lower loops of 1/4 inch gold, synthetic metallic gold, or gold color braid, interlaced at the points of crossing, and with the ends of the knots resting on the sleeve braid. Officer insignia of grade (nonsubdued pin-on or embroidered silver bullion) will be worn vertically in the center of the space formed by the lower curves of the knot and the upper edge of the braid (figures 23-9 and 23-10).

(3) Previously authorized sleeve ornamentation, which consists of the sleeve band, the insignia of branch centered in the space formed by the lower curves of the trefoil and the upper edge of the sleeve band. The number of trefoils appropriate to the specific grade may be worn for the life of the jacket. The number of trefoils will reflect the correct grade of the wearer. This option is for commissioned officers only.

(4) Enlisted personnel will have on each sleeve a 1/8 inch soutache braid of gold color nylon or rayon 3 inches above the bottom of each sleeve (figure 23-11).

23-6. Trousers, Army blue

a. *Design.* The trousers will be made from an approved specification or pattern.

b. *General description.* The blue trousers will be cut along the lines of civilian dress trousers with a high waist, without pleats, cuffs, and hip pockets. Only high waisted trousers will be worn with these uniforms. Suspenders may be worn with these uniforms but will not be visible. See paragraph 23-4b for additional information on trousers.

c. *Trouser leg ornamentation.* Ornamental braid will be worn on each outside seam from the bottom of the waistband to the bottom of the trouser leg as follows:

(1) General officers will have two 1/2 inch, two-velum gold, synthetic metallic gold, gold color nylon, or gold color rayon braids, spaced 1/2 inch apart.

(2) All other officers and enlisted personnel will have one, 1 and 1/2 inch, two-velum gold, synthetic metallic gold, gold color nylon, or gold color rayon braid.

23-7. Cape, Army blue

The Army blue cape is for optional wear with the Army blue mess and evening mess uniforms by all officers in lieu of the black all weather coat. See paragraph 26-8c for material, design, and wear of the Army blue cape.

23-8. Cummerbund, black

a. *Design.* The cummerbund will be made from a commercial design made of silk or satin material with four pleats running the entire length of the cummerbund.

b. *Wear.* All male personnel are authorized to wear the black cummerbund with the Army blue mess uniform. The cummerbund will be of the same material as the bow tie. It will be worn with the pleats facing down.

23-9. Shirts, white

a. *Semiformal.* A commercial white long sleeve semiformal dress shirt with a soft bosom, french cuffs, and standard turndown collar will be worn with the Army blue mess uniform.

b. *Formal.* A commercial white long sleeve formal dress shirt with a stiff bosom, french cuffs, and wing type collar will be worn with the Army white evening mess uniform.

23–10. Headgear

The Army blue service cap is the authorized headgear for wear with the Army blue mess and evening mess uniforms. See paragraph 19–9 for complete description and wear policy.

23–11. Vest

- a. Design.* The vest will be made from an approved specification or pattern.
- b. General description.* The white vest will be single breasted, cut low with a rolling collar, pointed bottom and fastened with three detachable, extra small white buttons.
- c. Wear.* The white vest will be worn with the Army blue evening mess uniform.

23–12. Items normally worn with the Army blue mess and evening mess uniforms

- a. Accessories.*
 - (1) Buttons (para 26–5).
 - (2) Cuff links and studs.
 - (a) Gold (blue mess only) (para 26–12).
 - (b) White (blue evening mess only) (para 26–12).
 - (3) Coat, black, all weather (para 26–10).
 - (4) Gloves.
 - (a) Black, dress (para 26–14b)
 - (b) White (para 26–14c).
 - (5) Necktie.
 - (a) Black, bow (blue mess only) (para 26–20a).
 - (b) White, bow (blue evening mess only) (para 26–20b).
 - (6) Headgear.
 - (a) Cap, service, blue (para 19–9).
 - (b) Cap, service, cold weather, AG 344/489 (para 26–7).
 - (7) Scarf, black (para 26–22a).
 - (8) Shoes, oxford, black (para 26–24c).
 - (9) Socks, black (para 26–25a).
 - (10) Suspenders (para 26–26).
 - (11) Undergarments, white (para 26–29b and 26–29e).
- b. Insignia, awards, badges, and accouterments worn on the Army blue mess and evening mess uniforms.*
 - (1) Aiguillette, dress (officers only) (para 27–24).
 - (2) Insignia.
 - (a) *Branch* (paras 27–10 and 27–11). Branch insignia is worn as prescribed in this chapter.
 - (b) *Grade* (paras 27–5 through 27–8). Grade insignia is worn as prescribed in this chapter.
 - (c) *Headgear.* 1--Cap, service, blue white (para 27–3c). 2--Cap, service, cold weather (para 27–3c).
 - (d) *Regimental distinctive insignia* (para 27–21g).
 - (3) Decoration miniature medals (para 28–9).
 - (4) Service miniature medals (para 28–9).
 - (5) Service stripes (enlisted personnel only) (para 27–25a(2)).
 - (6) U.S. badges (identification, dress miniature combat and special skill) (para 28–17b(2)).

23–13. General guidelines

The black dress gloves, black scarf, and the AG 344/489 cold weather service cap may be worn when the black all weather coat is worn as an outer garment with these uniforms. White gloves may be worn with the basic uniforms. The black oxford shoes with black socks are the only authorized footwear for these uniforms. See paragraphs 27–10*d* and 27–18 for information on lapel facing. See paragraph 27–10 *e* for information on color of ornamentation and branch insignia for detailed officers.




Figure 23-1. Army blue mess uniform, general officers




Figure 23-2. Army blue evening mess uniform, other officers




Figure 23-3. Army blue mess uniform, enlisted

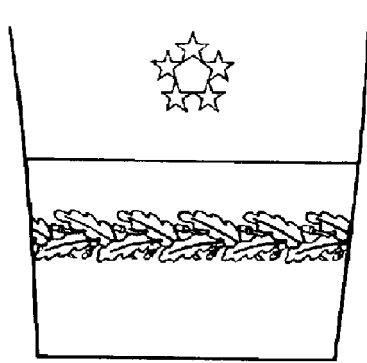


Figure 23-4. Sleeve ornamentation, blue mess, General of the Army

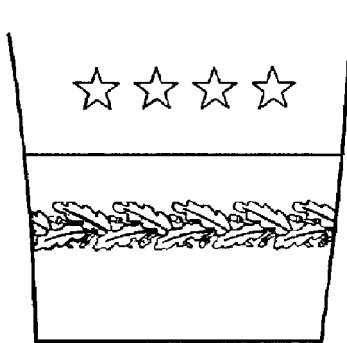


Figure 23-5. Sleeve ornamentation, blue mess, General

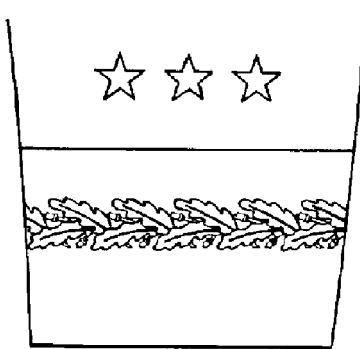


Figure 23-6. Sleeve ornamentation, blue mess, Lieutenant General

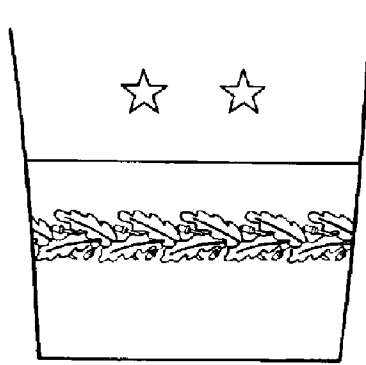


Figure 23-7. Sleeve ornamentation, blue mess, Major General

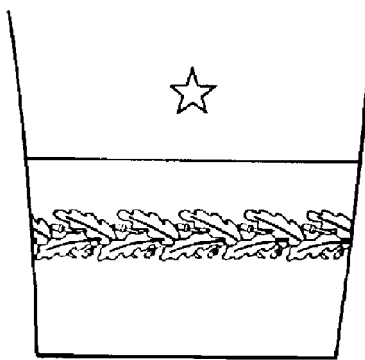


Figure 23-8. Sleeve ornamentation, blue mess, Brigadier

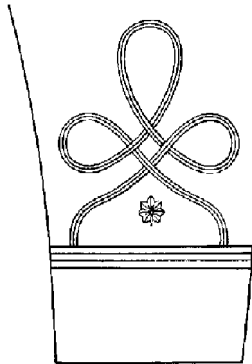


Figure 23-9. Sleeve ornamentation, blue mess, field and company grade officers

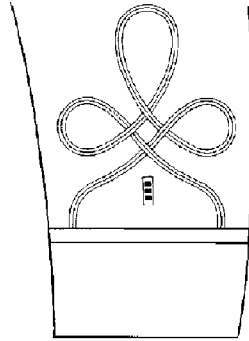


Figure 23-10. Sleeve ornamentation, blue mess, warrant officers

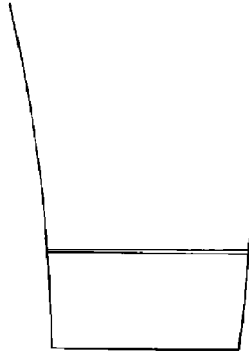


Figure 23-11. Sleeve ornamentation, blue mess, enlisted




Figure 23-12. Shoulder knot

Chapter 24

Army Blue Mess and Evening Mess Uniforms—Female

24-1. Authorization for wear

The Army blue mess and Army blue evening mess uniforms are authorized for year round wear by all female personnel.

24-2. Composition

a. Army blue mess uniform is composed of the Army blue jacket, the Army blue knee length skirt, the formal white blouse with black dress neck tab, and the black cummerbund (figures 24-1 and 24-3).

b. Army blue evening mess uniform is composed of the Army blue jacket, the Army blue full length skirt, the formal white blouse with black dress neck tab, and the black cummerbund (figure 24-2).

24-3. Occasions for wear

The Army blue mess and blue evening mess uniforms are authorized for wear at—

- a. Social functions of a general or official nature after retreat.
- b. All private formal social functions after retreat.
- c. The blue mess evening mess uniform is the most formal uniform worn by Army female personnel.

24-4. Materials

- a. Wool barathea, dark blue, 14 ounce weight, Army blue shade 150 or 450.
- b. Wool gabardine, dark blue, 11 or 14.5 ounce weight Army blue shade 150 or 450.
- c. Wool elastique, dark blue, 15 ounce weight, Army blue shade 150 or 450.
- d. Wool tropical, dark blue, 9 ounce weight, Army blue shade 150 or 450.
- e. Polyester and wool blended gabardine, dark blue, 9.5 ounce weight, Army blue shade 450.
- f. Polyester and wool blended fabric in plain weave, dark blue, 9.5 ounce tropical weight, Army blue shade 450.

24-5. Jacket, Army blue mess

a. *Design.* The jacket will be made from an approved specification or pattern.

b. *General description.* The jacket is cut along the lines of an evening dress coat to descend to the point of the hips and is slightly curved to a peak in back and in front. The coat has a notched collar with branch of service colored lapel insert, fully lined with an inside vertical pocket on the right side. Sleeves are ornamented and the coat front has six gold 20-ligne buttons. Two 20-ligne buttons, joined by a gold or gold colored chain about 1 1/2 inches long may be worn in the upper buttonholes. The shoulders are provided with a means of attaching shoulder knots on officer uniforms.

c. *Lapels.* The lapels of the Army blue jacket will be of rayon, acetate, or other synthetic fabric with a satin face in the following colors:

- (1) General officers, except chaplains—dark blue.
- (2) All chaplains—black.
- (3) All other officers—the first named color of their basic branch of service. See paragraph 27-18c.
- (4) Enlisted personnel—dark blue.

d. *Shoulder knots (officers only).*

(1) *General description.* The shoulder knot will be made from 1/4 inch diameter cord of gold bullion or synthetic metallic gold or gold color nylon or rayon. The shoulder knot is formed of four plaits comprising three cords interlaced as one and rounded at the top with a gold 20-ligne button positioned in the upper end of the knot. The knot will be no more than 4 1/2 inches in length and 1 7/8 inches in width, conforming to the shoulder, and stiffened on the underside with a flexible backing covered with dark blue or black cloth. The flexible backing will have a suitable attachment for fastening to the shoulders of the jacket. (See figure 24-12).

(2) *How worn.* The shoulder knots will be worn attached to the shoulders of the Army blue jacket by all officers.

e. *Sleeve ornamentation.*

(1) General officers will wear a cuff of blue-black velvet braid, 4 inches in width, positioned 1/8 inch from the bottom edge of each sleeve. On each cuff of braid, 1 inch below the upper edge, will be embroidered a band of oak leaves in groups of two, 1 inch in width, of gold bullion, synthetic metallic gold, gold color nylon, or gold color rayon. General officer insignia of grade will be centered on the outside sleeve 1 inch above the upper edge of the cuff braid. When general officers also wear their insignia of branch, it will be centered on the outside sleeves 1 inch above the upper edge of the cuff braid and their insignia of grade will be positioned 1 inch above their insignia of branch. If

insignia of branch is worn, the nonsubdued metal pin-on insignia will be used. Insignia of grade will be embroidered silver bullion. General officer stars will be 1 inch in diameter except for General of the Army insignia, which has stars 3/8 inch in diameter. The stars are worn with one point facing upward. General officer stars will be as follows:

(a) General of the Army will have five stars fastened together in a circle with the inner points touching and centered horizontally on the outside sleeves (figure 24-4).

(b) General will have four stars, 1 1/4 inches between the midpoints and centered horizontally on the outside sleeves (figure 24-5).

(c) Lieutenant General will have three stars, 1 3/8 inches between the midpoints with the middle star centered horizontally on the outside sleeves (figure 24-6).

(d) Major General will have two stars, 2 inches between the midpoints and centered horizontally on the outside sleeves (figures 24-7).

(e) Brigadier General will have one star centered horizontally on the outside sleeves (figure 24-8).

(2) Field and company grade and warrant officers will have on each sleeve a 3/4 inch braid consisting of two 1/4 inch, two-veillum gold, synthetic metallic gold, gold color nylon or gold color rayon braids placed 1/4 inch apart on a silk stripe of the first named color of their basic branch. The bottom of the braid will be positioned parallel to and 3 inches above the bottom edge of each sleeve. Attached to the upper edge of the braid on each sleeve will be a trefoil consisting of a knot composed of three loops, one large upper and two small lower loops of 1/4 inch gold, synthetic metallic gold, or gold color braid, interlaced at the points of crossing, and with the ends of the knots resting on the sleeve braid. Officer insignia of grade (nonsubdued pin-on or embroidered silver bullion) will be worn vertically in the center of the space formed by the lower curves of the knot and the upper edge of the braid (figures 24-9 and 24-10).

(3) Previously authorized sleeve ornamentation, which consists of the sleeve band, the insignia of branch centered in the space formed by the lower curves of the trefoil and the upper edge of the sleeve band. The number of trefoils appropriate to the specific grade may be worn for the life of the jacket. The number of trefoils will reflect the correct grade of the wearer. This option is for commissioned officers only.

(4) Enlisted personnel will have on each sleeve a 1/8 inch soutache braid of gold color nylon or rayon 3 inches above the bottom of each sleeve (figure 24-11).

24-6. Skirts

a. The Army blue mess skirt is knee length skirt, with a one piece front with waist darts (one each side) and a four piece back, a slide fastener closure on the left side, and a sewn on waistband, which is closed with three hooks and eyes. The skirt is fully lined.

b. The Army blue evening mess skirt is full length. The skirt has a one piece front with waist darts (one on each side) and a four piece back, a slide fastener closure on the left side and a sewn on waistband, which is closed with three hooks and eyes. The skirt is fully lined.

24-7. Capes, Army black and blue

The blue and black capes are authorized for wear with the Army blue mess and blue evening mess uniforms instead of the black all weather coat. Enlisted personnel may not wear the capes. See paragraphs 26-8a and b for design, materials, and wear policy.

24-8. Cummerbund, black

The black cummerbund is of commercial design with four or five pleats running the entire length of the cummerbund and is worn with the Army blue mess and blue evening mess uniform. The black cummerbund will be worn with the pleats facing down.

24-9. Blouse, white formal

The blouse is a tuck-in style made of polyester and cotton fabric with a front closure containing seven removable dome shaped buttons. On each side of the front opening, there will be three vertical rows of ruffles. The blouse has short sleeves and a rounded collar.

24-10. Neck tab, black, dress

The material is polyester and cotton broadcloth, Army black shade 305. It is a quarter moon neck tab, which fits under the collar of the white formal blouse.

24-11. Headgear

No headgear is authorized for wear with the Army blue mess or blue evening mess uniforms.

24-12. Items normally worn with the Army blue mess and blue evening mess uniforms

a. *Accessories.*

(1) Capes.

- (a) Black (para 26–8a).
- (b) Blue (para 26–8b).
- (2) Coat, black all weather (para 26–10).
- (3) Gloves.
 - (a) Black, dress (para 26–14b).
 - (b) White (para 26–14c).
- (4) Handbag, black, dress fabric (para 26–15b).
- (5) Scarf, black (para 26–22a).
- (6) Shoes, pumps, black (para 26–24f and g).
- (7) Stockings, sheer (para 26–25d).
- (8) Umbrella, black (para 26–28).
- (9) Undergarments (para 26–29a and c).
- b. Insignia, awards, badges, and accouterments worn on the Army blue mess and evening mess uniforms.*
 - (1) Aiguillette, dress (officers only) (para 27–24).
 - (2) Insignia.
 - (a) *Branch* (paras 27–10 and 27–11). Worn as prescribed in this chapter.
 - (b) *Grade* (paras 27–5 through 27–8). Worn as prescribed in this chapter.
 - (c) Regimental distinctive insignia (para 27–21G).
 - (3) Decoration, miniature medals (para 28–9).
 - (4) Service miniature medals (para 28–9).
 - (5) Service stripes (enlisted personnel only) (para 27–25B(2)).
 - (6) U.S. badges (identification (para 28–18), dress miniature, special skill) (para 28–17b(2)).

24–13. General guidelines

Knee length mess skirts are to be worn no longer than 1 inch above or 2 inches below the crease in the back of the knee. The blue evening mess skirt is worn full length. The black dress gloves, black scarf, and the AG 344/489 cold weather service cap may only be worn with the black all weather coat. White gloves may be worn with all uniforms. The black pumps or the black fabric pumps with sheer stockings are the authorized footwear for the blue mess and blue evening mess uniforms (see paragraphs 26–24 *f* and *g*). See paragraph 27–10 *c* and 27–18 for information on lapel facings. See paragraph 27–10*d* for information on color of ornamentation and branch insignia for detailed officers.




Figure 24-1. Army blue mess uniform, general officers




Figure 24-2. Army blue evening mess uniform, other officers




Figure 24-3. Army blue mess uniform, enlisted

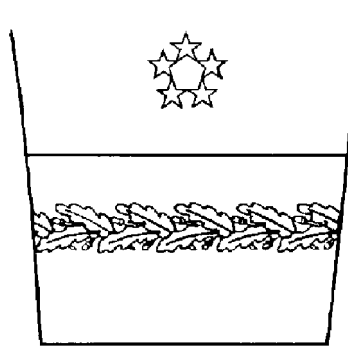


Figure 24-4. Sleeve ornamentation, blue mess, General of the Army

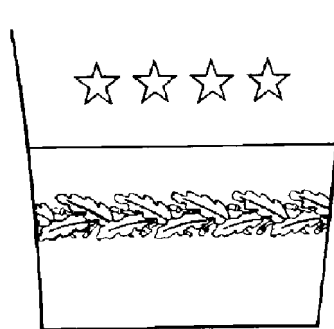


Figure 24-5. Sleeve ornamentation, blue mess, General

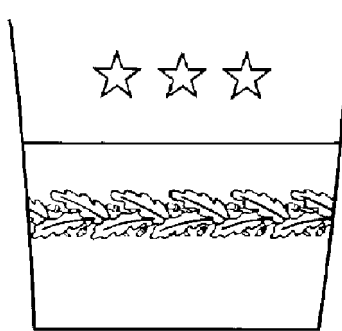


Figure 24-6. Sleeve ornamentation, blue mess, Lieutenant General

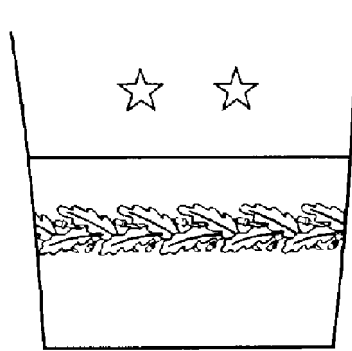


Figure 24-7. Sleeve ornamentation, blue mess, Major General

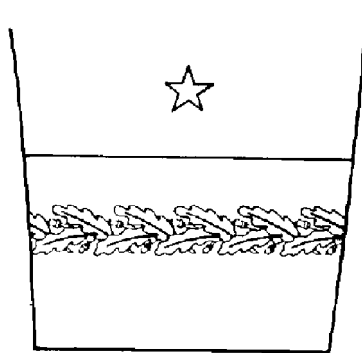


Figure 24-8. Sleeve ornamentation, blue mess, Brigadier General




Figure 24-9. Sleeve ornamentation, blue mess, field and company grade officers

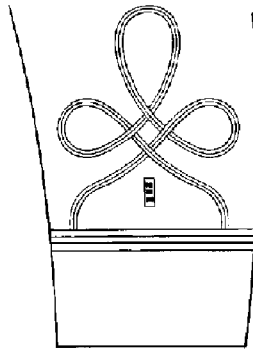


Figure 24-10. Sleeve ornamentation, blue mess, warrant officers

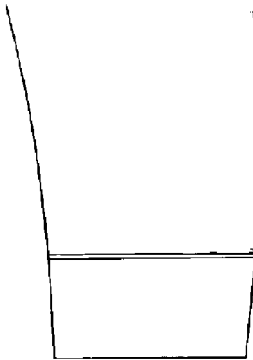


Figure 24-11. Sleeve ornamentation, blue mess, enlisted




Figure 24-12. Shoulder knot

Chapter 25 Army black mess and evening mess Uniforms—Female

25-1. Authorization for wear

The Army black mess and Army black evening mess uniforms are authorized for year round wear by all female officers. The Army black mess and evening mess uniforms are being replaced by the Army blue mess and blue evening mess uniforms. No wearout date has been established for the black mess and black evening mess uniforms. This uniform is not authorized for wear by enlisted women.

25-2. Composition

a. Army black mess uniform is composed of the Army black jacket, the Army black knee length skirt, the formal white blouse with black dress neck tab, and the black cummerbund (figure 25-2).

b. Army black evening mess uniform is composed of the Army black jacket, the Army black full length skirt, the formal white blouse with black dress neck tab, and the black cummerbund (figure 25-1).

25-3. Occasions for wear

The Army black mess and black evening mess uniforms are authorized for wear at—

- a. Social functions of a general or official nature after retreat.
- b. All private formal social functions after retreat.
- c. The black mess evening mess uniform may be worn instead of the blue mess uniform. The black evening mess may be worn instead of the blue evening mess uniform.

25-4. Materials

- a. Wool tropical, 8.5 ounce weight, Army black shade 149.
- b. Polyester and wool blended fabric in tropical 10 ounce weight, Army black shade 332.

25-5. Jacket, Army black

- a. *Design.* The jacket will be made from an approved specification or pattern.
- b. *General description.* The jacket is single breasted with a natural waist length and a shawl type collar. It has a two piece front (each side) and a two panel back. The front pieces have three 20-ligne buttons on each side, and the shoulders are provided with two loops to attach to shoulder boards or shoulder knots.
 - c. *Shoulder ornamentation and insignia.*
 - (1) *General officers.* Detachable shoulder knots are worn on each shoulder fastened to the shoulder loops and positioned with the button on the inside shoulder seam nearest the collar. The shoulder knot will be made from 1/4 inch diameter cord of gold bullion or synthetic metallic gold or gold color nylon or rayon. The shoulder knot is to be formed of four plaits comprising three cords interlaced as one and rounded at the top with a gold 20-ligne button positioned in the upper end of the knot. The knot will be no more than 4 1/2 inches in length and 1 7/8 inches in width, conforming to the shoulder, and stiffened on the underside with a flexible backing covered with black cloth. The flexible backing will have a suitable attachment for fastening to the shoulders of the jacket. Only general officers will wear shoulder knots attached to the shoulders of the old Army black jacket.
 - (2) *Field and company grade and warrant officers.* Detachable shoulder boards are worn on each shoulder snapped to the jacket (old version only) through the shoulder loops with the square end of the should board positioned on the outside shoulder seam. General description of shoulder boards is in paragraph 27-8c.
 - d. *Shoulder knots (general officers only).*
 - (1) *General description.* The shoulder knot will be made from 1/4 inch diameter cord of gold bullion or synthetic metallic gold or gold color nylon or rayon. The shoulder knot is formed of four plaits comprising three cords interlaced as one and rounded at the top with a gold 20-ligne button positioned in the upper end of the knot. The knot will be no more than 4 1/2 inches in length and 1 7/8 inches in width, conforming to the shoulder, and stiffened on the underside with a flexible backing covered with dark blue or black cloth. The flexible backing will have a suitable attachment for fastening to the shoulders of the jacket. (See figure 25-12).
 - (2) *How worn.* The shoulder knots will be worn attached to the shoulders of the Army black jacket by all general officers.
 - e. *Sleeve ornamentation.*
 - (1) General officers will wear a cuff of blue-black velvet braid, 4 inches in width, positioned 1/8 inch from the bottom edge of each sleeve. On each cuff of braid, 1 inch below the upper edge, will be embroidered a band of oak leaves in groups of two, 1 inch in width, of gold bullion, synthetic metallic gold, gold color nylon, or gold color rayon. General officer insignia of grade will be centered on the outside sleeve 1 inch above the upper edge of the cuff braid.

When general officers also wear their insignia of branch, it will be centered on the outside sleeves 1 inch above the upper edge of the cuff braid and their insignia of grade will be positioned 1 inch above their insignia of branch. If insignia of branch is worn, the nonsubdued metal pin-on insignia will be used. Insignia of grade will be embroidered silver bullion. General officer stars will be 1 inch in diameter except for General of the Army insignia, which has stars 3/8 inch in diameter. The stars are worn with one point facing upward. General officer stars will be as follows:

(a) General of the Army will have five stars fastened together in a circle with the inner points touching and centered horizontally on the outside sleeves (figure 24-4).

(b) General will have four stars, 1 1/4 inches between the midpoints and centered horizontally on the outside sleeves (figure 24-5).

(c) Lieutenant General will have three stars, 1 3/8 inches between the midpoints with the middle star centered horizontally on the outside sleeves (figure 24-6).

(d) Major General will have two stars, 2 inches between the midpoints and centered horizontally on the outside sleeves (figures 24-7).

(e) Brigadier General will have one star centered horizontally on the outside sleeves (figure 24-8).

(2) Field and company grade and warrant officers will have on each sleeve a 3/4 inch braid consisting of two 1/4 inch, two-veelum gold, synthetic metallic gold, gold color nylon or gold color rayon braids placed 1/4 inch apart on a silk stripe of the first named color of their basic branch. The bottom of the braid will be positioned parallel to and 3 inches above the bottom edge of each sleeve. Attached to the upper edge of the braid on each sleeve will be a trefoil consisting of a knot composed of three loops, one large upper and two small lower loops of 1/4 inch gold, synthetic metallic gold, or gold color braid, interlaced at the points of crossing, and with the ends of the knots resting on the sleeve braid. Officer insignia of grade (nonsubdued pin-on or embroidered silver bullion) will be worn vertically in the center of the space formed by the lower curves of the knot and the upper edge of the braid (figures 24-9 and 24-10).

25-6. Skirts, Army black

a. The Army black mess skirt is the same skirt worn with the white mess uniform. It is a black knee length skirt, with a one panel front and a four panel back of straight design, with a waistband and zipper closure on the left side.

b. The Army black evening mess skirt is a black full length skirt, with a one panel front and a four panel back of straight design with an overlapped center back pleat, a waistband and zipper closure on the left side.

25-7. Cummerbund, black

The black cummerbund is of commercial design with four or five pleats running the entire length of the cummerbund and is worn with the Army black mess and black evening mess uniform. The black cummerbund will be worn with the pleats facing down.

25-8. Blouse, white formal

The blouse is a tuck-in style made of polyester and cotton fabric with a front closure containing seven removable dome shaped buttons. On each side of the front opening, there will be three vertical rows of ruffles. The blouse has short sleeves and a rounded collar.

25-9. Neck tab, black, dress

The material is polyester and cotton broadcloth, Army black shade 305. It is a quarter moon neck tab, which fits under the collar of the white formal blouse.

25-10. Capes, Army black and blue

The blue and black capes are authorized for wear with the Army black mess and black evening mess uniforms instead of the black all weather coat. See paragraphs 26-8 a and b and for design, materials, and wear policy.

25-11. Headgear

No headgear is authorized for wear with the Army black mess or black evening mess uniforms.

25-12. Items normally worn with the Army black mess and black evening mess uniforms

a. *Accessories.*

(1) Capes.

(a) Black (para 26-8a).

(b) Blue (para 26-8b).

(2) Coat, black all weather (para 26-10).

(3) Gloves.

(a) Black, dress (para 26-14b).

(b) White (para 26-14c).

(4) Handbag, black, dress fabric (para 26-15b).

- (5) Scarf, black (para 26–22a).
 - (6) Shoes, pumps, black (para 26–24g).
 - (7) Stockings, sheer (para 26–25d).
 - (8) Umbrella, black (para 26–28).
 - (9) Undergarments (para 26–29a and c).
- b. Insignia, awards, badges, and accouterments worn on the Army black mess and black evening mess uniforms.*
- (1) Aiguillette, dress (officers only) (para 27–24).
 - (2) Insignia.
 - (a) Branch (paras 27–10 and 27–11). Worn as prescribed in this chapter.
 - (b) Grade (paras 27–5 through 27–8). Worn as prescribed in this chapter.
 - (c) Regimental distinctive insignia (para 27–21g).
 - (3) Decoration, miniature medals (para 28–9).
 - (4) Service miniature medals (para 28–9).
 - (5) U.S. badges (identification (para 28–18), dress miniature, special skill) (para 28–17b(2)).

25–13. General guidelines

Knee length mess skirts are to be worn no longer than 1 inch above or 2 inches below the crease in the back of the knee. The black evening mess skirt is worn full length. The black dress gloves, black scarf, and AG 344/489 cold weather service cap may only be worn with the black all weather coat. White gloves may be worn with all uniforms. The black fabric pumps with sheer stockings are the only authorized footwear for these uniforms.




Figure 25-1. Army black evening mess uniform, general officers




Figure 25-2. Army black mess uniform, other officers

Part Five Accessories, Decorations, and Insignia

Chapter 26 Uniform Accessories

26–1. General

Below is an alphabetical listing of most uniform accessories referenced in the individual uniform chapters.

26–2. Belt, web waist and buckles

a. Belt, web waist.

- (1) *Type.* The black tip belt is a clothing bag issue item; the brass tip belt is optional.
- (2) *Description.* The belt is 1 1/4 inch cotton web or woven elastic web belt of black with black or brass tip.
- (3) *How worn.* The belt with the brass tip will only be worn with the brass buckle. The belt with the black tip may be worn with the brass buckle and is required for wear with the black open-faced buckle. When the belt is worn with the brass buckle, the tipped end will pass through the buckle to the wearer's left and will not extend beyond the end of the buckle so the fabric portion of the belt will not be seen. The plain end (no tip) of the belt may extend beyond the keeper portion of the inside of the buckle as long as it is not visible when worn. When the black tipped belt is worn with the black open-faced buckle, the tipped end will pass through the buckle to the wearer's left and will not extend more than 2 inches beyond the edge of the buckle. The plain end of the belt may extend beyond the keeper portion of the inside of the buckle as long as it is not visible when worn. The belt (brass or black tip) and brass buckle will be worn by male personnel with service uniforms. The belt with black tip and black open-faced buckle will be worn by male and female personnel with utility uniforms that have belt loops. Suspenders of commercial design may be worn with dress and mess uniforms by male personnel but will not be visible.

b. Buckle, belt, black, open-faced.

- (1) *Type.* The buckle is clothing bag issue.
- (2) *Description.* A black, opened-faced brass buckle, 1 11/16 inches long and 1 5/8 inches wide. See figure 26–1.
- (3) *How worn.* The buckle is attached to the end of the black web waist belt and will only be worn with the black tip belt with utility uniforms.

c. Buckle, belt, brass.

- (1) *Type.* The buckle is clothing bag issue.
- (2) *Description.* A brass buckle, 1 11/16 inches long and 1 5/8 inches wide. See figure 26–2.
- (3) *How worn.* The buckle is attached to the end of the black web waist belt. It may be worn with the black or brass tip belt with the service and dress uniforms.

26–3. Beret

a. Organizational, black/green/maroon.

b. Type. The beret is organizational issue.

c. Description. The beret is wool knitted outershell lined with silesia interlining and with a sweatband. A rayon adjusting ribbon is threaded through the binding. The beret is equipped with a stiffener on the left front and has two eyelets with an eyelet protector on the right side. Except for color, all classes of berets are the same.

d. How worn. The headband (edge binding) is worn straight across the forehead, 1 inch above the eyebrow with the top of the beret draped over the right ear with the stiffener positioned over the left eye. The ends of the adjusting ribbon will be cut off and the ribbon knot secured inside the edge binding at the back of the beret. Berets will only be worn with service uniforms and with utility uniforms in a garrison environment. Personnel who wear organizational berets may wear bloused trousers or slacks with black combat boots. See figure 26–3.

e. By whom worn.

(1) *Black beret.*

- (a) All personnel assigned to Ranger units.
- (b) All personnel assigned to the Ranger Department of the U.S. Army Infantry School.
- (c) Ranger qualified active duty advisors to Reserve Ranger units.
- (d) Ranger qualified enlisted instructors in senior Reserve Officer Training Corps (ROTC) instructor groups.
- (e) Ranger qualified personnel assigned to HHC, US Army First Special Operations Command (ABN).

(2) *Green beret.*

(a) All personnel assigned to operational Special Forces Group, and special forces and special operation units specifically identified as such by TDA and MTOE, Active and Reserve Components.

(b) Trainees attached to the Special Warfare Center attending Special Forces training.

(c) All Special Forces qualified personnel assigned to—

1 HHC, U.S. Army Special Operations Command (Airborne).

2 HQ, U.S. Army John F. Kennedy Special Warfare Center and School (USAJFKSWCS).

3 Special Operations Command (Atlantic) (SOCLANT).

4 Special Operations Command (Pacific) (SOCPAC).

5 Special Operations Command (Europe) (SOCEUR).

6 Special Operations Command (Central) SOCCENT).

7 Special Operations Command (South) (SOCSEU).

8 Special Projects Branch/Center, U.S. Army Element, SHAPE.

9 HQ USSOCOM.

10 All Theater Army Special Operations Support Commands (TASOSC).

11 Special Operations Division, Operations Directorate, the Joint Staff.

(d) Active duty advisors to Reserve Special Forces units provided they are Special Forces qualified and their primary duty is advising Special Forces Reserve units.

(e) Enlisted Special Forces qualified instructors in senior ROTC instructor groups. The USAJFKSWCS flash will be worn.

(3) *Maroon beret.*

(a) All personnel assigned to airborne units whose primary mission is airborne operations. The airborne designation for a unit is found in the unit's TO&E.

(b) Active Army advisors to Reserve Airborne units on jump status.

(c) All personnel assigned to the Airborne departments of the U.S. Army Infantry School and the U.S. Army Quartermaster School.

(d) All personnel assigned to Long Range Surveillance Detachments designated as airborne.

(e) All personnel assigned to the Airborne/Airlift Action Office.

26-4. Boots, combat, leather, black

a. *Type.* The combat boots are clothing bag issue.

b. *Description.* The present issue boot is made of black leather with a deep lug tread sole, a cushion insole, a closed loop lace system, and a padded collar. Both the previous issue boot and current issue boot designs are authorized for wear. There is no wearout date for the previous issue boot. Soldiers are required to possess two pairs of issue (specification) boots (old or new).

c. *How worn.* The boots will be diagonally laced with black laces, with the excess lace tucked into the top of the boot under the bloused trousers or slacks or wrapped around the top of the boot. Metal cleats and side tabs are not authorized for wear except by honor guards and ceremonial units. When metal cleats and side tabs are authorized for wear, they will be furnished at no cost to the soldier. Zipper inserts are not authorized. Personnel who are authorized to wear an organizational beret or airborne insignia on the garrison cap may wear black combat boots with bloused trousers or slacks with the service uniforms when authorized by the commander. When trousers/slacks are bloused and/or tucked into the boot, they will not be wrapped around the leg so tight as to present a pegged appearance.

d. *Optional boots.* As an option, boots of a similar commercial design are authorized for wear. Boots must be black with a plain or capped top. Boots made of patent leather or polymeric are not authorized. Optional boots, to include jungle boots, are authorized for wear in lieu of the standard black combat boot. (Optional boots do not replace issue boots as a mandatory possession item.) They are not authorized for wear when standard organizational footwear such as insulated boots or safety shoes have been issued and prescribed by the commander for safety or environmental reasons. They are not authorized for wear in formation when uniformity in appearance is required.

e. *Organizational boots (flyer boots, safety boots).* Organizational boots prescribed and issued by the commander according to CTA 50-900 may be worn instead of the combat boot with field and utility uniforms.

26-5. Buttons

a. *Regular Army.*

(1) *Type.* The buttons are clothing bag issue.

(2) *Description.* Regular Army buttons will be gold plated with the Coat of Arms of the United States superimposed. They will be 20-ligne, 25-ligne, 30-ligne, and 36-ligne buttons. There are 40-ligne to an inch. The optional white gold in color anodized aluminum buttons are no longer authorized for wear. See figure 26-4.

(3) *How worn.* Regular Army buttons will be worn on the coats and jackets of service, dress, and mess uniforms except as provided below.

b. Corps of Engineers.

(1) *Type.* The buttons may be purchased as an option.

(2) *Description.* Buttons will be gold plated and will have an eagle holding in its beak a scroll with the words "Essayons," a bastion with embrasures in the distance surrounded by water, and with a rising sun. They will be size 20-ligne, 25-ligne, 30-ligne, and 36-ligne buttons. The optional white gold color anodized aluminum buttons are not longer authorized for wear. See figure 26-5.

(3) *How worn.* Buttons may be worn on the coats and jackets of service, dress, and mess uniforms by commissioned officers of the Corps of Engineers and all warrant officers with a Corps of Engineers primary specialty.

26-6. Blouse, formal, white (female mess)

a. Type. The blouse is optional purchase.

b. Description. The blouse is a tuck-in style shirt made of polyester and cotton fabric with a front closure containing seven removable dome-shaped buttons. On each side of the front opening, there are three vertical rows of ruffles. The blouse has short sleeves and a rounded collar.

c. How worn. The blouse may be worn with mess and evening mess uniforms.

26-7. Cap, cold weather, AG 344/489

a. Type. The cold weather cap is optional purchase.

b. Description. The cap is made of Army green 344 or 489 fabric with a black synthetic fur visor and side flaps. Snap fasteners are attached to hold the visor and side flaps in the up position. An eyelet in the center of the front visor is provided to center and attached headgear insignia. See paragraph 27-3. See figure 26-6.

c. How worn. The cap will be worn straight on the head so that the headgear insignia will be centered on the forehead. No hair will be visible on the forehead. The side flaps will be fastened under the chin when the flaps are worn down. The cap is authorized for wear when wearing the black windbreaker with the green uniform and with the black all weather coat with service, dress, mess, hospital duty, and food service uniforms. It will not be worn with the black pullover sweater.

26-8. Capes

a. Cape, black, female (officers only).

(1) *Type.* The cape is optional purchase.

(2) *Description.* The black cape will be made from an approved specification or pattern. The material is wool gabardine, black shade 149. The cape will be fully lined with white rayon satin. The cape has fitted shoulders with front and back darts, high rounded soft collar, army slits, and will be devoid of visible stitching. The black cape will be approximately knee length and at least 1 inch below the skirt hem of the Army mess uniform short skirts. See figure 26-7.

(3) *How worn.* The cape may be worn with the Army blue, black, white and all white mess and evening mess uniforms.

b. Cape, blue, female (officers only).

(1) *Type.* The cape is optional purchase.

(2) *Description.* The blue cape will be made from an approved specification or pattern. The materials are wool elastique, Army blue shade 150; wool gabardine, Army blue shade 150; wool tropical, Army blue shade 150; polyester-wool tropical, Army blue shade 450; or polyester-wool gabardine, Army blue shade 450. The blue cape will be finger tip length with fitted shoulders and high neck closure secured with hook and eye. See figure 26-8. The female blue cape is lined with rayon twill or satin, the following colors:

(a) General officers—dark blue.

(b) All other officers—the first named color of the officers basic branch.

(3) *How worn.* The cape may be worn with the Army blue, black, white, all white mess and evening mess uniforms.

c. Cape, blue, male (officers only).

(1) *Type.* The cape is an optional purchase.

(2) *Description.* The blue cape will be made from an approved specification or pattern. The materials are cloth, wool, broadcloth, blue 150; cloth, wool, gabardine, blue 150; cloth, wool, elastique, blue 150. The cape will reach the midpoint of the knee, and be no lower than 2 inches below the knee. See figure 26-9. The lining of the Army blue cape, will be rayon, acetate, or other synthetic fabric with a satin face and wool knap back in the following colors:

(a) General officers—dark blue.

(b) All other officers—the first named color of the officer's basic branch.

(3) *How worn.* Officers may wear the cape with Army blue dress, mess, and evening mess uniforms. Enlisted personnel may not wear a cape.

26–9. Chaplains apparel

a. Scarves.

(1) *Type.* The scarves are organizational issue.

(2) *Description.*

(a) *Christian faith.* A scarf of standard Army ecclesiastical pattern, of suitable black material 9 feet long. On each end, in gold color schiffi embroidery, the scarf will be embroidered with the Coat of Arms of the United States, 3 inches high, with the chaplains' insignia, Christian, 4 inches high, spaced 1/2 inch below the Coat of Arms. The bottom edge of the Christian insignia will be 6 1/2 inches from the end of the scarf.

(b) *Jewish faith.* A scarf of standard Army ecclesiastical pattern, of suitable white or black material 9 feet long. On each end, in gold color schiffi embroidery, the scarf will be embroidered with the Coat of Arms of the United States, 3 inches high, with the chaplain's insignia, Jewish, 4 inches high, spaced 1/2 inch below the Coat of Arms. The bottom edge of the Jewish insignia will be 6 1/2 inches from the end of the scarf.

b. Vestments. Chaplains are authorized to wear the military uniform, vestments, or other appropriate attire prescribed by ecclesiastical law or denominational practice when conducting religious services.

c. Chaplain candidates distinctive nameplate. See AR 125–318.

d. How worn. The chaplain's scarf or stole may be worn with the uniform, vestments, or other appropriate attire when conducting religious services.

26–10. Coats, black, all weather (male and female)

a. Type. The black all weather coat is a clothing bag issue.

b. Description. The coat is of polyester and cotton poplin (50/50), with water and soil repellent finish, Army black shade 385. The liner is knitted acrylic pile fabric, Army black shade 410. The all weather coat is single breasted with two slash front pockets, a zip-in liner, and a three-button fly front. See figure 26–10. The single breasted coat is being replaced by a six button double breasted model with a belt. The coat has a convertible collar (button at the neck) gun flap, shoulder loops, adjustable sleeve straps and welt pockets with two inside hanging pockets. The back has a yoke and center vent. The coat is 1/4 lined with basic material and the sleeve lining is of nylon taffeta. In addition, the coat features a zip-out liner. The interim version of the coat is polyester/cotton (50/50) and the final version is a polyester/cotton (65/35), Army black shade 385. The mandatory possession date for the new style coat with the polyester/cotton (65/35) is 1 October 1997.

c. How worn. The all weather coat may be worn with or without the liner. The coat will be worn buttoned, except for the neck closure, which may be worn opened or closed (see para 4–5b for exceptions). Male and female coats are buttoned and belted from opposite directions. The black scarf may be worn with the all weather coat. The coat is authorized for wear with the service, dress, mess and hospital duty and food service uniforms. The black all weather coat may be worn with utility uniforms only in a garrison environment when organizational rain gear has not been issued. Only nonsubdued pin-on insignia of grade will be worn on this coat. This coat may be worn without insignia of grade with civilian clothing.

26–11. Cover, cap, rain

a. Type. The cap cover is optional purchase.

b. Description. The cover will be made of transparent plastic with a visor protector. There will be elastic webbing around the peripheral opening of the crown cover and edge of visor cover.

c. How worn. The cover is authorized for wear by male personnel when wearing the green, blue, or white service caps. The cover will completely cover the crown and visor.

26–12. Cuff links and studs

a. Type. Cuff links and studs are optional purchase.

b. Description. The cuff links and studs may be worn with—

(1) *The Army blue evening mess uniform.* Plain white (such as white mother-of-pearl) with or without rims of platinum or white gold.

(2) *The Army blue and white mess uniforms.* Gold or gold color metal, round, plain face; cuff links to be 1/2 to 3/4 inch in diameter, of post or link type; studs to be 1/4 to 3/8 inch in diameter.

(3) *The Army blue and white dress uniforms.* When worn, cuff links will be plain gold or gold color metal as described in (2) above.

26–13. Cummerbund, black

a. Cummerbund, black, female and male.

(1) *Type.* The cummerbund is optional purchase.

(2) *Description.* The cummerbund is black, of commercial design, with four or five pleats running the entire length of the cummerbund.

(3) *How worn.* The cummerbund will be worn with the pleats facing down and is authorized to be worn with the female mess and evening mess uniforms and the male Army white and blue mess uniforms. The male bow tie and cummerbund must be of the same material.

b. Cummerbund, white, female.

(1) *Type.* The cummerbund is optional purchase.

(2) *Description.* The cummerbund is white, of a commercial design, and has four or five pleats running the entire length of the cummerbund.

(3) *How worn.* The cummerbund is worn with the pleats facing down. It is authorized for wear with the Army all white mess uniform.

26–14. Gloves

a. Gloves, black (with inserts), leather shell, male and female.

(1) *Type.* The gloves are a clothing bag issue.

(2) *Description.* The gloves are of 5-finger design, slip-on style. An adjustable strap and buckle is provided on the back of the gloves. The inserts are OG 483 in color and are worn inside the black leather shell gloves.

(3) *How worn.* These gloves are authorized for wear with or without cold weather outer garments (includes DBDU parka). Soldiers may wear the black leather shell gloves with utility uniforms without cold weather outer garments provided sleeves are rolled down and are over the tops of the gloves. The inserts will not be worn without the leather shell gloves.

b. Gloves, black, leather, unisex, dress.

(1) *Type.* The gloves are a clothing bag issue.

(2) *Description.* The gloves are black leather of approved specification or pattern or of a similar commercial design.

(3) *How worn.* The gloves are for wear with the class A service, Army green dress, and Army green maternity dress uniforms, and when wearing the black all weather coat, windbreaker, or capes.

c. Gloves, white dress.

(1) *Type.* The gloves are optional purchase.

(2) *Description.* The gloves are made of cotton, kid, doeskin, silk, or other material of appropriate commercial design.

(3) *How worn.* They are for year-round wear with the Army blue and white dress uniforms and Army blue, white, and black mess and evening mess uniforms. When prescribed by the commander, military police may wear white gloves with service uniforms.

26–15. Handbags

a. Handbag, clutch type, leather, polyurethane, or vinyl.

(1) *Type.* The handbag is an optional purchase item.

(2) *Description.* The handbag is black and made of either leather, polyurethane, or vinyl, of commercial design, with zipper, snap, or envelope type closure. Handbag may have a wrist strap but not a shoulder strap.

(3) *How worn.* All three versions (leather, polyurethane, and vinyl) of this handbag may be carried with the female service uniforms and the utility uniforms (only in garrison environment). The leather version of this handbag is also authorized to be carried with the female Army blue uniform during and after duty hours.

b. Handbag, fabric or leather, black (dress).

(1) *Type.* The handbag is optional purchase.

(2) *Description.* The handbag is untrimmed, black leather or fabric, commercial design, envelope or clutch style, with or without chain.

(3) *Wear.*

(a) The leather handbag is authorized to be carried with the Army blue uniform during and after duty hours.

(b) The fabric handbag is authorized to be carried with the black and blue mess and evening mess uniforms. It may also be carried with the Army blue uniform after duty hours.

c. Handbag, fabric or leather, white (dress).

(1) *Type.* The handbag is optional purchase.

(2) *Description.* The handbag is untrimmed, white leather or fabric, commercial design, envelope or clutch style, with or without chain.

(3) *Wear.*

(a) The leather handbag is authorized to be carried when wearing the Army white dress uniform during or after duty hours.

(b) The fabric handbag is authorized to be carried with the Army all white mess uniform. It may also be carried when wearing the Army white dress uniform after duty hours.

(4) *Handbag and shoes.* Must be of the same or similar material.

d. *Handbag, service, black.*

(1) *Type.* The handbag is a clothing bag issue.

(2) *Description.* The handbag is made from an approved specification or pattern, black, polyurethane or leather with a shoulder strap attached. As an option, a leather handbag of a similar commercial design may be carried. See figure 26–11.

(3) *How worn.* This handbag may be carried with the service, utility (only in garrison environment), and Army blue uniforms. It may be carried in the hand or worn on the shoulder.

26–16. Hat, drill sergeant

a. *Female.*

(1) *Type.* The hat is organizational issue.

(2) *Description.* The hat is made from an approved specification or pattern.

(3) *How worn.* The hat is worn with the utility and service uniforms by female drill sergeants assigned to validated drill sergeant positions. Noncommissioned officer (NCO) faculty members of a drill sergeant school who have graduated from a drill sergeant school and are actively engaged in drill sergeant instruction will wear this hat. Upon release from this assignment, NCOs are no longer authorized to wear the drill sergeant hat. The hat will be worn straight on the head with no hair visible on the forehead below the front brim of the hat. It will be worn so as to retain its original design and not be crushed, flattened, dented, or otherwise reshaped. The left side of the brim will be snapped and the right side will be parallel to the ground. The headgear insignia worn on the drill sergeant hat is described in paragraph 27–3c. See figure 26–12.

b. *Males.*

(1) *Type.* The hat is organizational issue.

(2) *Description.* The hat is made from an approved specification or pattern.

(3) *How worn.* The hat is worn with the service and utility uniforms by male drill sergeants and assigned to validated drill sergeant positions. NCO faculty members of a drill sergeant school who have graduated from a drill sergeant school and are actively engaged in drill sergeant instruction, will wear this hat. Upon release from this assignment, NCOs are no longer authorized to wear the drill sergeant hat. The black leather strap, issued with the hat, will be threaded through the appropriate eyelets in the brim of the hat, so that the strap goes around the front of the hat, and the buckle is fastened and centered at the back of the wearer's head. The running end of the strap will be to the wearer's left. The hat will be worn without noticeable tilt to the front, rear, or either side, and to permit the brim of the hat to be as nearly level in all directions as possible. No modifications in the shape of the hat are authorized. The only insignia authorized for wear on the hat is prescribed in paragraph 27–3(b). See figure 26–13.

26–17. Judges apparel

a. *Type.* Judges robes are organizational issue.

b. *Description.* They will be judicial robes of the type customarily worn in the United States Court of Military Appeal.

c. *How worn.* Judicial robes will be worn by officers designated as military judges and appellate military judges when participating in trials by court-martial, hearings by a Court of Military Review, and other judicial proceedings. When judicial robes are worn, a service uniform for males and females will be worn underneath.

26–18. Military Police accessories

a. *Type.* MP accessories are organizational issue.

b. *Description.*

(1) Badge, military police.

(2) Belt, black leather, 2 1/4 inch wide with buckle.

(3) Brassards, blue or black and subdued.

(4) Carrier, club ring.

(5) Case, ammunition magazine, black leather.

(6) Case, first aid, black leather.

(7) Case, handcuffs, black leather.

(8) Club, policeman's with leather thong.

(9) Duty jacket.

(10) Gloves, white cotton.

(11) Flashlight.

(12) Flashlight, carrier ring.

- (13) Handcuffs, ratchet type, double lock.
- (14) Hat, service, with cover, female; cap, service, white, MP, male.
- (15) Helmet liner, MP.
- (16) Holster, black leather.
- (17) Lanyard, pistol, olive drab (OD) nylon cord.
- (18) Lanyard, pistol, white nylon cord.
- (19) Whistle, patrolman, brass.
- (20) Whistle, patrolman, OD.

c. How worn. The articles listed in *b* above are authorized for wear with the class A, B, and C uniforms by MP personnel while performing MP duties. When wearing combat boots with service uniform trousers or slacks, the trousers or slacks will be bloused. The military police badge will not be worn on the utility uniforms but may be worn suspended from a fob device on the class B uniform. See figures 26–14 and 26–15.

26–19. Neck tabs, female

a. Black, dress.

- (1) *Type.* The black dress neck tab is optional purchase.
- (2) *Description.* The material is polyester and cotton broadcloth, Army black shade 305. It is a quarter-moon neck tab, which fits under the collar of the white formal blouse.
- (3) *How worn.* The black dress neck tab will be worn with the white formal blouse with mess and evening mess uniforms.

b. Black, service.

- (1) *Type.* The black service neck tab is a clothing bag issue.
- (2) *Description.* Polyester and cotton, precured durable press, plain weave poplin, Army black shade 305. The neck tab fastens (to pile fastener tape) underneath the collar of the womens' AG 415 shirt. The neck tabs are a tab configuration overlapping and attached to a narrow neck band with tabs forming angles.
- (3) *How worn.* The tabs are worn with the AG 415 long and short sleeve shirts.

26–20. Neckties, male

a. Necktie, bow, black (dress/mess).

- (1) *Type.* The bow tie is optional purchase.
- (2) *Description.* Black silk or satin without stripe or figure, commercial design, bow with square ends, not more than 2 1/2 inches wide.
- (3) *How worn.* The black bow tie will be worn with the Army green dress, white and blue mess uniforms and the Army blue and white uniforms after retreat, and by enlisted men with the Army green dress uniform at social functions.

b. Necktie, bow, white (evening mess).

- (1) *Type.* The white bow tie is optional purchase.
- (2) *Description.* The material is plain white silk or satin, or material matching the shirt, without stripe or figures, a conventional civilian full dress type, not more than 2 1/2 inches wide.
- (3) *How worn.* The white bow tie will be worn with the Army blue evening mess uniform or as an option with the Army white evening mess uniform.

c. Necktie, four-in-hand, black (service).

- (1) *Type.* The four-in-hand necktie is a clothing bag issue.
- (2) *Description.* The material is polyester wool, tropical or similar type woven fabric. Knitted fabric is authorized as an option. The necktie will be two-fold, four-in-hand, with pointed ends. A pre-tied snap-on necktie is authorized as an option.
- (3) *How worn.* The black four-in-hand necktie will be worn with the class A uniform and the AG 415 long sleeve shirt. The necktie will be worn with the Army green dress, white, and blue uniforms before retreat or on duty. The four-in-hand tie may be worn with the Army blue or white uniform after retreat when the dress code is "military informal". The tie is optional with the class B uniform when wearing the AG 415 short sleeve shirt. The tie may be worn in a Windsor or half-Windsor knot. Use of a conservative tie tack or tie clasp is authorized. The tie will be tied so it is not shorter than 2 inches above the top of the belt buckle nor be so long as to extend past the bottom of the belt buckle.

26–21. Overshoes, black

a. Type. The overshoes are optional purchase.

b. Description. The material is rubber or synthetic of commercial design.

c. *How worn.* The overshoes are for optional wear with oxford shoes by male personnel when not in formation during inclement weather. They are worn with service dress, and mess uniforms.

26–22. Scarves

a. *Black.*

(1) *Type.* Scarves are optional purchase.

(2) *Description.* The material is wool, silk, or rayon, Army black, commercial design, approximately 12 by 52 inches.

(3) *How worn.* The scarves are authorized for wear by all personnel with the Army black all weather coat and windbreaker. Scarves will be worn folded in half, lengthwise, and crossed left over right at the neck. The ends will be tucked neatly into the neckline of the outer garment.

b. *OG 208 (utility).*

(1) *Type.* The scarves are organizational issue.

(2) *Description.* The material is wool, flat-jersey knit, olive green 208, tubular seamless type with reinforced ends, 51 1/2 to 55 1/2 inches long by 8 1/2 to 9 1/2 inches wide.

(3) *How worn.* The scarves are authorized for wear with the cold weather utility coats (field jackets and parkas). Scarves will be worn folded in half, lengthwise, and crossed left over right at the neck. The ends will be tucked neatly into the neckline of the outer garment.

26–23. Shirts

a. *Shirt, white, short sleeve with black neck tab, female.*

(1) *Type.* The shirt is optional purchase.

(2) *Description.* The material is polyester and cotton broadcloth, bleached white. The shirt is hip length, semi-fitted, short sleeved, with a one piece back-to-front yoke and a collar with rounded ends and attached collar tabs. The material for the collar tabs will be plain weave, poplin, precured, color fast, durable press polyester and cotton cloth, black 305.

(3) *How worn.* The shirts are worn by enlisted women as a dress uniform with the Army green service uniforms and with the Army blue and white uniforms by all females.

b. *Shirt, white, short sleeve with black neck tab, female.*

(1) *Type.* The shirt is optional purchase.

(2) *Description.* The shirt is a short sleeve white polyester cotton broadcloth shirt with a pointed collar. The black neck tab worn with the AG 415 shirt is worn with this shirt.

(3) *How worn.* The shirts are worn by enlisted women as a dress uniform with the Army green service uniforms and with the Army blue and white uniforms by all females.

c. *Shirt, white, long sleeve, male (dress uniforms).*

(1) *Type.* The shirt is optional purchase.

(2) *Description.* The material is polyester and cotton broadcloth, commercial, long sleeve, with regular or french cuffs, and a standard turndown collar with tapered points approximately 2 5/8 inches long.

(3) *How worn.* The shirt is worn with the Army green uniform by enlisted men as a dress uniform and with the Army blue and white uniforms by all males.

d. *Shirt, white, formal male (evening mess uniforms).*

(1) *Type.* The shirt is optional purchase.

(2) *Description.* The shirt is white, long sleeve formal dress shirt with a stiff bosom, french cuffs, and wing collar.

(3) *How worn.* The shirt is worn with the evening mess uniforms.

e. *Shirt, white, semiformal, dress, male (mess).*

(1) *Type.* The shirt is optional purchase.

(2) *Description.* The shirt is white, semi-formal dress shirt with long sleeves, a soft bosom, french cuffs, and standard turndown collar.

(3) *How worn.* It is worn with the blue and white mess uniforms.

26–24. Shoes

a. *Shoes, oxford, black, female.*

(1) *Type.* The shoes are a clothing bag issue.

(2) *Description.* The shoes are made of leather, poromeric material, or patent leather. The shoes are made from an approved specification or pattern or from a similar commercial design, dress tie oxford with at least three eyelets, closed toe and heel, and heels no higher than 2 inches. A jodhpur boot or similar commercial design is also authorized for wear when wearing slacks. The heel and sole will be of a noncontrasting color.

(3) *How worn.* This shoe may be worn with the service uniforms as well as the hospital duty and food service uniforms.

b. *Optional footwear, inclement weather, female.*

(1) *Type.* The footwear is optional purchase.
(2) *Description.* The material is leather, rubber, or synthetic; black, commercial design, an over the foot boot, not more than knee-high, and a plain style with no trimming. The boots will have a zipper or snap type closure which are inconspicuously placed. The heels will be no higher than 3 inches.

(3) *How worn.* These commercial boots are authorized for optional wear by female soldiers with service uniforms while the wearer is going to or from duty in inclement weather; and with the dress and mess uniforms in inclement weather while in transit. The boots will be exchanged for standard footwear when indoors.

c. Shoes, oxford, black, male.

(1) *Type.* The shoes are a clothing bag issue.

(2) *Description.* The material is leather, poromeric, or patent leather. The shoes are made from an approved specification or a similar commercial design dress tie oxford. A chukka boot or similar commercial design is also authorized. Chukka boots will be of plain design without straps or zippers. The shoes and chukka boots will have a noncontrasting sole. Other types of boots, such as Wellingtons, will not be worn.

(3) *How worn.* The male black oxford shoes are authorized for wear by all personnel with service, dress, and mess uniforms as well as the hospital duty and food service uniforms.

d. Shoes, oxford, white, female.

(1) *Type.* The shoes are optional purchase.

(2) *Description.* The material is leather, poromeric, or patent leather. The shoes are made from an approved specification or pattern or of a similar commercial design dress tie oxford with at least two eyelets, closed toe and heel and the heel no higher than 2 inches.

(3) *How worn.* The shoes may be worn with the hospital duty uniforms.

e. Shoes, oxford, white, male.

(1) *Type.* The shoes are optional purchase.

(2) *Description.* The material is leather, poromeric, or patent leather. The shoes are made from an approved specification or pattern or a similar commercial design. They are untrimmed with a plain toe and noncontrasting sole.

(3) *How worn.* They may be worn by ANC and AMSC officers with the hospital duty uniforms and as an option by male enlisted personnel with hospital duty uniforms.

f. Shoes, pumps, service, black or white, female.

(1) *Type.* Black service pumps are a one-time cash allowance item as part of the initial clothing bag allowance. White service pumps are optional purchase.

(2) *Description.* The material is leather, fine grain or poromeric; patent leather is also authorized. Shoes of suede material are not authorized. They are untrimmed pumps of commercial design with closed toe and heel. The heel may be from a minimum of 1/2 inch to a maximum of 3 inches. The sole thickness will not exceed 1/2 inch.

(3) *Wear.*

(a) Black service pumps are authorized for wear by all female personnel with the service and dress uniforms and the Army green uniform when worn as a dress uniform. The black service pumps are required for all female personnel.

(b) White service pumps are authorized for wear by all female personnel with the Army white dress uniform.

g. Shoes, dress, pumps, black or white, fabric.

(1) *Type.* The shoes are optional purchase.

(2) *Description.* The pumps are of fabric, untrimmed, commercial design, with a closed toe and heel. The heel may be from a minimum of 1/2 inch to a maximum of 3 inches. The sole thickness will not exceed 1/2 inch. Shoes and handbags will be of the same material.

(3) *Wear.*

(a) Black dress pumps are authorized for wear with the blue and black mess and evening mess uniforms, and with the Army blue uniform after duty hours.

(b) White dress pumps are authorized for wear by female officers with the Army all white mess uniform and by all female personnel with the Army white uniform after duty hours.

26–25. Socks

a. Socks, black.

(1) *Type.* The socks are a clothing bag issue for male personnel; optional purchase for female.

(2) *Description.* They are cotton or cotton and nylon, plain black rib, elastic top or stretch type; of approved specification or of commercial design.

(3) *How worn.* Black socks will be worn with black oxford shoes.

b. Socks, olive green or black cushion sole.

(1) *Type.* The socks are a clothing bag issue

(2) *Description.* They are nylon and wool blend, cushion sole, stretch type, OG 408 or black.

(3) *How worn.* The olive green or black socks are worn by all personnel when wearing combat or organizationally

issued boots. The olive green socks are being replaced by the black cushion sole. A wear out date has not been established for the olive green socks.

c. Socks, white, service.

(1) *Type.* The socks are optional purchase.

(2) *Description.* They are cotton or cotton and nylon, plain white rib, elastic top, or stretch type; of approved specification or of commercial design.

(3) *How worn.* White socks will be worn by all male personnel with white oxford shoes. White socks may be worn by female personnel instead of white stockings when wearing the hospital duty pantsuit with the white oxford shoes.

d. Stockings, sheer.

(1) *Type.* The stockings are a one-time cash allowance as part of the initial clothing bag allowance.

(2) *Description.* They are sheer or semi-sheer, without seams, and of tones complementary to the wearer and uniform. No patterned or pastel stockings are permitted to be worn while in uniform.

(3) *How worn.* The stockings are worn with the service, dress, and mess uniforms. Note: As an option, plain commercial black cotton or cotton and nylon socks may be worn with the black oxford or jodhpur boots when wearing slacks.

e. Stockings, white.

(1) *Type.* The stockings are optional purchase.

(2) *Description.* They are sheer or semi-sheer without seams.

(3) *How worn.* They are worn with the hospital duty uniforms when wearing the white oxford shoes. White socks may be worn instead of white stockings when wearing the hospital duty pantsuit.

26–26. Suspenders

a. Type. Suspenders are optional purchase.

b. Description. They are of commercial design.

c. How worn. They may be worn with the male dress and mess uniforms, but will not be visible.

26–27. Sweaters

a. Cardigan, black, female.

(1) *Type.* The cardigan is optional purchase.

(2) *Description.* It is acrylic, double-pique, knitted cloth, Army black shade 435. The sweater is a long sleeve type without buttons. See figure 26–16.

(3) *How worn.* The sweater will only be worn within the individual's immediate work area. When the short sleeve shirt without the neck tab is worn, the collar will be worn outside the sweater. The sweater may be worn as an outer garment with the hospital duty uniform and garrison food service supervisor uniform within a medical or dining facility. The collar of the hospital duty uniform will be worn outside the sweater. The sleeves will not be rolled or pushed up above the wrist. The sweater may be worn with civilian clothes.

b. Cardigan, black, male.

(1) *Type.* The cardigan is optional purchase.

(2) *Description.* It is acrylic, Army black shade 435. The sweater is a long-sleeved cardigan coat style with five buttons. See figure 26–17.

(3) *How worn.* This sweater will only be worn within the individual's immediate work area. When the short sleeve shirt is worn without a tie, the collar will be worn outside the sweater. When worn with the black windbreaker, the sweater will not appear exposed. The sweater may be worn as an outer garment with the hospital duty uniform and garrison food service supervisor uniform within a medical or dining facility. The collar of the hospital duty uniform will be worn outside the sweater. When the sweater is worn, it will be buttoned and the sleeves will not be rolled or pushed up above the wrist. The sweater is authorized for wear with civilian clothes.

c. Pullovers, black, male and female.

(1) *Type.* The pullover is optional purchase.

(2) *Description.* It is 100 percent wool or 100 percent acrylic, black, V-neck with shoulder, elbow, and chest polyester and cotton fabric patches. See figure 26–18.

(3) *How worn.* The sweater is authorized for optional wear with the class B service uniform and may also be worn with the food service supervisor's uniform. The short sleeve shirt collar when worn without a tie or neck tab will be worn outside the sweater. The pullover sweater may also be worn under the black all weather coat and black windbreaker. When worn under the windbreaker, it must not show below the windbreaker. Officers and enlisted personnel in the grade of corporal or higher will wear shoulder marks indicating insignia of rank. The nameplate will be worn centered 1/2 inch above the bottom of the patch, and the distinctive unit insignia (DUI) will be centered from left to right, top to bottom above the nameplate. If an individual is not authorized a DUI then the regimental distinctive insignia (RDI) will be worn. Chaplains will wear their insignia of branch. Females may adjust the position of the

nameplate and DUI/RDI to conform to figure differences. The sleeves of the sweater will not be rolled or pushed up above the wrist. The sweater may be worn without insignia with civilian clothes.

26–28. Umbrellas, black (female only)

- a. *Type.* The umbrella is optional purchase.
- b. *Description.* The umbrella is of commercial design.
- c. *How worn.* Female personnel may carry an umbrella when wearing the service, dress, and mess uniforms. The umbrella may not be carried when wearing field or utility uniforms.

26–29. Undergarments

- a. *Brassieres and panties.*
 - (1) *Type.* Brassieres and panties are a one-time cash allowance purchase as part of the initial clothing bag allowance.
 - (2) *Description.* They will be of commercial design, white, black (for non-caucasian females-optional), or neutral.
 - (3) *How worn.* Brassieres and panties will be worn with all uniforms.
- b. *Drawers.*
 - (1) *Type.* Drawers are a clothing bag issue.
 - (2) *Description.* They are brief length, brown.
 - (3) *How worn.* The drawers will be worn with all uniforms by male personnel. Either the brief or boxer style drawers may be worn. Optional purchase white drawers of a commercial brief or boxer style may also be worn.
- c. *Slips.*
 - (1) *Type.* Slips are a one-time cash allowance purchase as part of the initial clothing bag allowance.
 - (2) *Description.* They will be of commercial design, white or neutral.
 - (3) *How worn.* They will be worn with the service, dress, and mess skirts; and the hospital duty and food service dresses.
- d. *Undershirt, brown, AG 436.*
 - (1) *Type.* The undershirt is a clothing bag issue.
 - (2) *Description.* Cotton knitted cloth, brown AG 436, with quarter length sleeve and crew neck.
 - (3) *How worn.* The undershirt will be worn by all personnel with all utility uniforms except for the hospital duty and food service uniforms.
- e. *Undershirt, white.*
 - (1) *Type.* The undershirts are a clothing bag issue.
 - (2) *Description.* They are short sleeve, crew neck or V-neck, T-shirt of commercial design, white.
 - (3) *How worn.* They will be worn by male personnel with the service, dress, mess, hospital duty and food service uniforms.

26–30. Vest, white, male

- a. *Type.* The vest is optional purchase.
- b. *Description.* Materials are cotton twill, white; polyester and wool blended fabrics in tropical, white; polyester and wool blended fabrics in twill weave, white; or polyester texturized woven serge, white. The white vest will be single-breasted, cut low with a rolling collar, pointed bottom, and fastened with three detachable small white buttons.
- c. *How worn.* The white vest will be worn by male personnel when wearing the Army white mess uniform with formal accessories and the Army blue evening mess uniform.

26–31. Windbreakers, black

- a. *Type.* The windbreaker is optional purchase.
- b. *Description.* The black windbreaker is made of polyester and cotton poplin, Army black shade 385. The windbreaker is a hip length, single-breasted jacket with a zipper front closure, two inverted slant pockets, and button-down shoulder loops. The jacket has a detachable single ply liner. See figure 26–19. A new windbreaker has been approved for wear. It is made of polyester and wool (65/35), Army black shade 458, and has a velcro-in liner. The officer windbreaker has a knit collar, cuffs, and waist. The enlisted windbreaker has a standard collar, knit cuffs and waist. Female windbreakers have bust darts. The older style windbreaker will not be authorized for wear after 30 September 1993.
- c. *How worn.* The windbreaker is authorized for wear by all personnel with the class B service uniforms, hospital duty, and food service uniforms. The windbreaker will not be worn in formations unless authorized by the commander. The windbreaker will be worn zipped to at least the top of the second button from the top of the shirt. Only nonsubdued pin-on insignia of grade will be worn on the windbreaker. The windbreaker without insignia may be worn with civilian clothing.

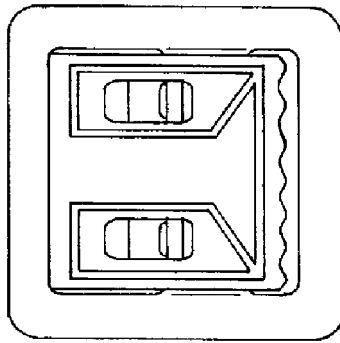


Figure 26-1. Black buckle

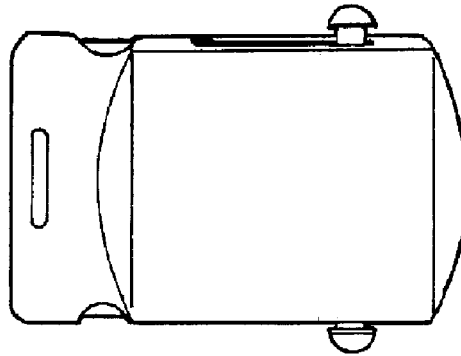


Figure 26-2. Brass buckle




Figure 26-3. Organizational beret with flash



Figure 26-4. Regular Army button



Figure 26-5. Corps of Engineers button




Figure 26-6. Cold weather service cap, AG 344.




Figure 26-7. Black cape, female officers




Figure 26-8. Blue cape, female officers

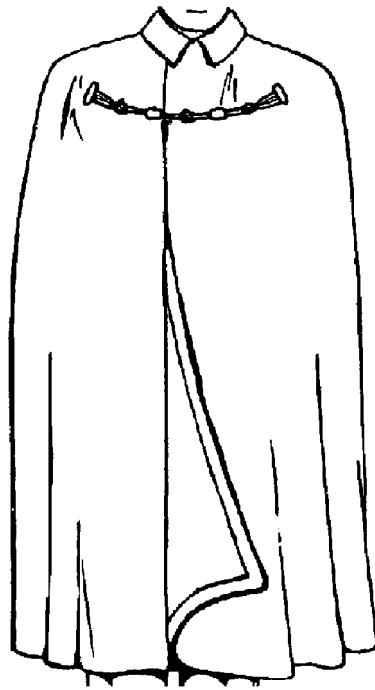


Figure 26-9. Blue cape, male officers




Figure 26-10. Army black all weather coats



Figure 26-11. Handbag, service, black




Figure 26-12. Hat, drill sergeant, female




Figure 26-13. Hat, drill sergeant, male




Figure 26-14. MP accessories, male




Figure 26-15. MP accessories, female



Figure 26-16. Sweater, cardigan, female

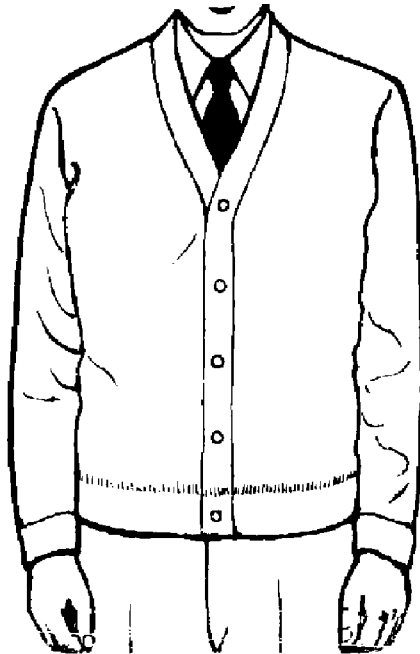


Figure 26-17. Sweater, cardigan, male


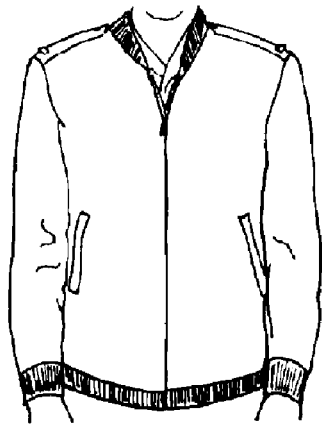




Figure 26-18. Sweater, pullover



Officer



Enlisted



Old Style

Figure 26-19. Windbreakers

Chapter 27 Wearing of Insignia and Accouterments

27-1. General

a. This regulation, CTA 50-900, and special authorization by HQDA specify the only items of insignia that may be worn on any of the U.S. Army uniforms.

b. The insignia worn by military personnel designates grade, branch of service, organization, duty assignments, and prior Army service.

c. Members of honor guard, color guards, and similar details will wear the prescribed uniform with authorized accouterments. Accessories authorized in CTA 50-900, such as individual equipment, belts, white gloves, and slings may be worn when authorized by the commander. Commanders will prescribe wear policies for these items. The only exception to this policy is for those units authorized to wear distinctive uniforms in accordance with CTA 50-900.

d. All requests for insignia designs will be submitted to The Institute of Heraldry, U.S. Army, Cameron Station, Alexandria, VA 22304-5050.

27-2. General description

a. *Material.* Insignia will meet the approved military specifications and conform to proper color designation (gold, silver, or subdued). Officers may wear embroidered insignia in lieu of nonsubdued metal insignia on all dress and service uniforms. All personnel may wear subdued embroidered cloth insignia in lieu of subdued metal insignia on personal utility uniforms. The insignia worn on the collar and lapel will either be metal or embroidered cloth and will not be mixed. Subdued embroidered insignia will be on a cloth backing and will not be embroidered directly on the uniform. Embroidered sew-on subdued insignia will not be worn on organizational items.

b. *Attachment.* Insignia will be attached so as to rest firmly on the uniform without turning. Embroidered cloth insignia will be sewn on the uniform so the stitching blends inconspicuously with the background material.

27-3. Headgear insignia

a. *Garrison cap, Army green, male and female.*

(1) Officers will wear nonsubdued insignia of grade on the garrison cap centered on the left curtain 1 inch from the front crease. See figure 27-1. Officer personnel authorized to wear the airborne insignia (glider patch) may wear it centered on the right curtain of the garrison cap, 1 inch from the front crease. See paragraph 27-29 for authority to wear the airborne insignia. Airborne insignia will be worn with the glider facing forward. Note: There are two versions of the airborne insignia. See figure 27-2.

(2) Enlisted personnel will wear their DUI on the garrison cap on the left curtain 1 inch from the front crease. See figure 27-3. As an option, the airborne insignia may be worn instead of the DUI by authorized personnel. The airborne insignia will be worn with the glider facing forward. See paragraph 27-29c for authority to wear airborne insignia and placement. See figure 27-4. The Sergeant Major of the Army (SMA) may wear the SMA insignia instead of the DUI.

b. *Service cap, Army green, blue and white; AG 344 service cap, cold weather, and drill sergeant hat, male personnel.* The following insignia, secured through the front eyelet are worn on the service caps and drill sergeant hat by male personnel:

(1) *General, field and company grade officers.* The insignia will be the Coat of Arms of the United States, 2 3/8 inches in height and of gold color metal. See figure 27-5.

(2) *Warrant officers.* The insignia will be an eagle rising with wings displayed, standing on a bundle of two arrows, all enclosed in a wreath. The insignia will be 1 1/2 inches in height and of gold color metal. See figure 27-6.

(3) *Sergeant Major of the Army.* The insignia will be the Coat of Arms of the United States within a wreath, 1 15/16 inches in height and of gold color metal. See figure 27-7.

(4) *Enlisted personnel.* The insignia will be of plain gold color disk, 1 1/2 inches in diameter, with gold color metal Coat of Arms of the United States attached to the disk. See figure 27-9.

c. *Service hat, Army green, blue, and white, AG 344 service cap cold weather, and the drill sergeant hat, female personnel.* The headgear insignia is worn centered on the hatband of the service hat. On the drill sergeant hat, the insignia is worn centered between the top of the hat and the hatband. The insignia worn on the AG 344/489 cold weather service cap will be worn centered over the eyelet.

(1) *General, field and company grade officers.* The insignia will be the Coat of Arms of the United States, 1 5/8 inches in height and of gold color metal. See figure 27-8.

(2) *Warrant officers.* The insignia will be an eagle rising with wings displayed, standing on a bundle of two arrows, all enclosed in a wreath. The insignia will be 1 1/2 inches in height and of gold color metal. See figure 27-6.

(3) *Enlisted personnel.* The insignia will be the Coat of Arms of the United States, within a ring 1 3/4 inches in diameter and of gold color metal. See figure 27-10.

d. Beret, organizational, black/green/maroon. The following insignia, centered on the stiffener are worn on organizational berets.

(1) The organizational flash will be sewn centered on the stiffener of the beret with noncontrasting thread. See figure 27-11.

(2) Officers will wear their nonsubdued insignia of grade centered on the flash. See figure 27-12.

(3) Enlisted personnel will wear their DUI centered on the flash. See figure 27-13.

e. Cap, organizational, baseball style (when issued according to CTA 50-900). Nonsubdued officer and subdued enlisted insignia of grade will be worn centered on the front of the cap, left to right, top to bottom when authorized by the commander. See figure 27-14.

f. Helmet liner and helmet camouflage cover. Only the insignia prescribed below will be placed on the helmet liner or helmet camouflage cover. The color of the helmet will not be altered except for safety or training requirements.

(1) *All personnel.* All personnel may wear subdued insignia of grade centered on the front of the camouflage cover approximately 2 1/2 inches up from the bottom rim. Subdued pin-on or embroidered sew-on insignia of grade may be worn on the camouflage cover. Embroidered insignia cannot be required unless it is issued and attached without cost to the enlisted soldier. See figure 27-15. Chaplains will wear their subdued insignia of branch in lieu of insignia of grade.

(2) *All MP personnel.* Helmet liners may have the letters "MP" in white, centered on the front of the helmet liner 1 1/2 inches up from the bottom rim. See figure 27-16. Helmets with camouflage covers may have the letters "MP" in black, 1 1/2 inches up from the rim. Insignia of grade will be centered 1/2 inch above the white or black "MP" letters. There will also be a painted stripe, 1 1/4 inches wide and 2 inches from the bottom rim, parallel to the rim, and following the contour of the helmet liner. As an option, the numerical designation of the unit and the distinctive unit insignia may be worn over the left and right ears, respectively, and centered on the painted stripe. The following color stripes will be worn on the helmet liner:

(a) *Division units.* A red stripe, 1 1/4 inches wide. See figure 27-17.

(b) *Corps units.* A blue stripe, 5/8 inch wide above a red stripe, 5/8 inch wide. See figure 27-18.

(c) *Army units.* A white stripe, 5/8 inch wide above a red stripe, 5/8 inch wide. See figure 27-19.

(d) *All other MP units.* A white stripe, 1 1/4 inches wide. See figure 27-16.

g. BDU cap, sun hat, DBDU hat, and cold weather utility caps.

(1) Subdued insignia of grade will be worn on the BDU cap, sun hat, DBDU hat, and cold weather utility caps by enlisted personnel. Officers will wear nonsubdued insignia of grade when in a garrison environment and subdued insignia when in a field environment. Chaplains will wear nonsubdued insignia of branch in a garrison environment and subdued insignia of branch in a field environment.

(2) Insignia of grade (insignia of branch for chaplains) will be centered on the front of the headgear left to right, top to bottom. No other insignia will be worn on the above headgear. See figures 27-20 and 27-21.

27-4. United States Insignia

a. All officers.

(1) *Description.* The United States insignia will be block letters, "U.S.," of gold color metal, 7/16 inches in height and each letter followed by a period. See figure 27-22.

(2) *How worn.*

(a) *Male officers.* The "U.S." insignia will be worn 5/8 inches above the notch on both collars with the center line of the insignia bisecting the notch and parallel to the inside edge of the lapel on the Army green, white, and blue uniform coats. See figure 27-23.

(b) *Female officers.* The "U.S." insignia will be worn 1 inch above the notch on the right collar with the center line of the insignia bisecting the notch and parallel to the inside edge of the lapel on the Army white and blue uniform coats. See figure 27-24. "U.S." insignia will be centered on both collars of the Army green jacket approximately 5/8 inch up from the collar and lapel seam with the centered line of the insignia parallel to the inside edge of the lapel. See figure 27-25.

b. Enlisted personnel.

(1) *Description.* Enlisted personnel will have block letters "U.S." of gold color metal, 7/16 inches in height and each letter followed by a period. The "U.S." is placed on a 1 inch diameter disk all of gold color metal. See figure 27-26.

(2) *How worn.*

(a) *All male enlisted personnel except basic trainees.* The bottom of the "U.S." insignia disk will be placed approximately 1 inch above the notch centered on the right collar with the center line of the insignia parallel to the inside edge of the lapel on the Army green, white, and blue uniform coats. See figure 27-27.

(b) *All female enlisted personnel except basic trainees.* The bottom of the "U.S." insignia disk will be placed approximately 1 inch above the notch centered on the right collar with the center line of the insignia bisecting the notch and parallel to the inside edge of the lace of the Army blue and white uniform coats. See figure 27-28. The bottom of the "U.S." insignia disk on the Army green uniform coat will be centered on the right collar approximately 5/8 inch up from the notch with the center line of the insignia parallel to the inside edge of the lace. See figure 27-29.

(c) *Basic trainee personnel.* The “U.S.” insignia will be worn on both collars in the same manner as described for enlisted male and female personnel above. Upon award of their basic MOS, the appropriate branch insignia will be worn on the left collar in accordance with paragraph 27–12a(2) and (4).

c. *CID special agents.* The subdued “U.S.” insignia may be worn by CID special agents (MOS 95D and 311A) in lieu of insignia of rank, as directed by the Commanding General, U.S. Army Criminal Investigation Command, when wearing utility uniforms.

(1) *Description.* The “U.S.” insignia will be block letters, “U.S.”, of black color metal, 7/16 inches in height and each letter followed by a period.

(2) *How worn.*

(a) *Utility shirts.* Centered horizontally on left and right collars, 1 inch from the lower edge of the collars.

(b) *Cold weather coat.* Centered on the shoulder loops, 5/8 inch from the outside shoulder seam, with the bottom edge of the insignia facing the shoulder seam.

(c) *BDU caps.* Centered on the front of the cap, left to right, top to bottom.

(d) *Helmet camouflage covers.* Centered on the front of the cover, approximately 2 and 1/2 inches up from the bottom rim.

27–5. Insignia of grade for general officers

a. *Description.* The insignia of grade described below is applied for both male and female general officers.

(1) *General of the Army.* The nonsubdued insignia of grade has five silver color five-pointed stars, each star 3/8 inches in diameter, fastened together on a pentagon, inner points touching. A Coat of Arms of the United States in gold color metal 7/8 inches in height, with the shield and crest enameled is also worn. The subdued insignia of grade is the same as above except the color is black. See figure 27–30.

(2) *General.* The nonsubdued insignia of grade has four silver color five-pointed stars, each star 1 inch in diameter. Miniature silver color stars 5/8 inch in diameter are also authorized. The subdued insignia of grade is the same as above except the color is black. See figure 27–31.

(3) *Lieutenant General.* The nonsubdued insignia of grade has three silver color five-pointed stars, each star 1 inch in diameter. Miniature silver color stars 5/8 inch in diameter are also authorized. The subdued insignia of grade is the same as above except the color is black. See figure 27–32.

(4) *Major General.* The nonsubdued insignia of grade is two silver color five-pointed stars, each star 1 inch in diameter. Miniature silver color stars 5/8 inch in diameter is also authorized. The subdued insignia of grade is the same as above except the color is black. See figure 27–33.

b. *How worn—General of the Army.*

(1) *Nonsubdued.*

(a) The stars will be worn centered on the shoulder loops 5/8 inches from the outside shoulder seam of the Army green and white uniform coats, black all weather coat, and windbreaker. The Coat of Arms of the United States will be worn centered equidistant between the tip of the inside star and the outer edge of the shoulder loop button. See figure 27–35.

(b) Shoulder marks will be worn on the Army green shade 415 long and short sleeve shirts and black pullover sweater.

(c) The stars will be worn on the garrison cap centered on the left curtain, 1 inch from the front crease. See figure 27–36.

(2) *Subdued.* Subdued insignia of grade will be worn on the utility uniform shirts centered 1 inch from the lower edge of the collar and parallel to the floor on both collars of the shirt with the tip of one star pointing toward the neck. The insignia of grade will be worn on the cold weather coats in the same manner as the full color insignia of grade covered above. Subdued insignia of grade (stars only) will be worn on headgear as prescribed in paragraph 27–3.

c. *How worn—all other general officers.*

(1) *Nonsubdued.*

(a) The appropriate number of stars will be worn centered on the shoulder loops, equidistant between the outside edge of the shoulder loop and the outer edge of the shoulder loop button on the Army green and white uniform coats, black all weather coat, and windbreakers. Stars will be worn point to “V” on shoulder loops. See figure 27–37.

(b) Shoulder marks with the appropriate number of stars will be worn on the Army green shade 415, long and short sleeve shirts, and the black pullover sweater.

(c) The appropriate number of stars will be worn on the garrison cap, centered on the left curtain, 1 inch from the front. See figure 27–39.

(d) Miniature stars may be worn in lieu of regular size stars. Full size or miniature stars may be mounted on a bar as an option. When stars mounted on a bar are worn on coats and jackets, the bar will be centered on the loop.

(2) *Subdued.* Subdued insignia of grade will be worn on all utility uniform shirts. The subdued insignia will be worn centered with one point facing the neck and in a vertical line, with the end of the “V” 1 inch from the lower edge of the collar. Insignia of branch may be worn on the left collar in lieu of insignia of grade. See figure 27–38. The insignia

of grade will be worn on the loops of the cold weather coats in the same manner as nonsubdued insignia of grade covered above. The subdued insignia of grade with stars point to point will be worn on the headgear as prescribed in paragraph 27-3. See figures 27-20 and 27-21.

27-6. Insignia of grade for all other officer

a. Description. The insignia described below is applied to both male and female officers.

(1) *Colonel.* The nonsubdued insignia of grade is a silver color spread eagle, shiny or dull finish, 3/4 inch high and 1 1/2 inches between the tips of the wings. The head of the eagle will face to the wearer's right or the front. The subdued insignia of grade is the same as above except the color is black. See figure 27-40.

(2) *Lieutenant Colonel.* The nonsubdued insignia of grade is a silver color oak leaf, satin finish, with irregular surface, 1 1/8 inches high and 1 inch wide. The leaf is worn with the stem facing the outside shoulder seam. The subdued insignia of grade is the same as above except the color is black. See figure 27-41.

(3) *Major.* The nonsubdued insignia of grade is a gold color oak leaf, satin finish with irregular surface, 1 1/8 inch high and 1 inch wide. The leaf is worn with the stem facing the outside shoulder seam. The subdued insignia of grade is the same as above except the color is brown. See figure 27-42.

(4) *Captain.* The nonsubdued insignia of grade is two silver color bars each 3/8 inch in width and 1 inch in length, with a smooth surface. Bars are 1/4 inch apart and will be worn lengthwise on shirt collars and parallel to the shoulder seam on shoulder loops. The subdued insignia of grade is the same as above except the color is black. See figure 27-43.

(5) *First Lieutenant.* The nonsubdued insignia of grade is one silver color bar 3/8 inch in width, 1 inch in length, with a smooth surface. The bar will be worn lengthwise on shirt collars and parallel to the shoulder seam on shoulder loops. The subdued insignia of grade is the same as above except the color is black. See figure 27-44.

(6) *Second Lieutenant.* The nonsubdued insignia of grade is one gold color bar 3/8 inch in width, 1 inch in length, with a smooth surface. The bar will be worn lengthwise on shirt collars and parallel to the shoulder seam on shoulder loops. The subdued insignia of grade is the same as above except the color is olive brown. See figure 27-45.

(7) *Chief Warrant Officer 5 (CW5) and Master Warrant Officer 4 (MW4).* The nonsubdued insignia of grade is a silver color bar 3/8 inches in width, 1 1/8 inches in length with four silver squares outlined with a 1/16 inch wide black border. The bar will be worn lengthwise on shirt collars and parallel to the shoulder seam on shoulder loops. The subdued insignia of grade is the same as above except that the color is olive drab with the squares outlined in black. See figure 27-46.

(8) *Chief Warrant Officer 4 (CW4).* The nonsubdued insignia of grade is one silver color bar 3/8 inch in width, 1 1/8 inches in length, with four black enamel squares. The bar will be worn lengthwise on shirt collars and parallel to the shoulder seam on shoulder loops. The subdued insignia of grade is the same as above except the color is olive drab with black squares. See figure 27-47.

(9) *Chief Warrant Officer 3 (CW3).* The nonsubdued insignia of grade is one silver color bar 3/8 inch in width, 1 1/8 inches in length, with three black enamel squares. The bar will be worn lengthwise on shirt collars and parallel to the shoulder seam on shoulder loops. The subdued insignia of grade is the same as above except the color is olive drab with black squares. See figure 27-48.

(10) *Chief Warrant Officer 2 (CW2).* The nonsubdued insignia of grade is one silver bar 3/8 inch in width, 1 1/8 inches in length, with two black enamel squares. The bar will be worn lengthwise on shirt collars and parallel to the shoulder seam on shoulder loops. The subdued insignia of grade is the same as above except the color is olive drab with black squares. See figure 27-49.

(11) *Warrant Officer 1 (WO1).* The nonsubdued insignia of grade is one silver color bar 3/8 inch in width, 1 1/8 inches in length, with one black enamel square. The bar will be worn lengthwise on shirt collars and parallel to the shoulder seam on shoulder loops. The subdued insignia of grade is the same as above except that the color is olive drab with black squares. See figure 27-50.

b. How worn.

(1) *Nonsubdued.*

(a) Officer insignia of grade will be worn centered on the shoulder loops, 5/8 inch from the outside shoulder seam of the Army green service and white uniform coats, black all weather coat, and windbreaker. See figure 27-51.

(b) Insignia of grade will be worn centered on the right collar, 1 inch from the lower edge of the collar, with the center line of the insignia parallel to the lower edge of the collar of the hospital duty uniform for both male and female officers. See figure 27-123. Insignia of grade will be worn centered on both collars 1 inch from the lower edge of the collar, with the center line of the insignia parallel to the lower edge of the collar on the AG 415 maternity shirt. Note: Female officers may purchase a modification kit to attach to shoulder loops to the AG 415 maternity shirt. The optional purchase modification kit consists of two shoulder loops, thread, and two buttons. Female officers that choose this option will wear shoulder marks instead of pin-on insignia. (See figure 27-69.) Officers do not have to attach the shoulder loops to the AG 415 shirt.

(c) Insignia of grade worn on headgear is discussed in paragraph 27-3.

(2) *Subdued.* Subdued officer insignia of grade will be worn on all utility uniform shirts with the exception of the

hospital duty uniforms. The subdued insignia will be worn centered horizontally on the right collar, 1 inch from the lower edge of the collar, with the center line of the insignia parallel to the lower edge of the collar. The subdued insignia of grade will be worn on the shoulder loops of the cold weather coats and flight uniforms in the same manner as the nonsubdued insignia described above. Only subdued pin-on insignia of grade will be worn on organizational clothing. Pin-on and sew-on insignia of grade and branch may not be mixed. See figure 27-52.

27-7. Insignia of grade for enlisted personnel

a. Nonsubdued insignia of grade for other than Specialist.

(1) *Male enlisted personnel.* Embroidered sew-on sleeve insignia of grade will be of golden-lite color. The width of each chevron and arc is 5/16 inch with a 3/16 inch space between each chevron and each arc. The insignia has a background cloth of Army green, blue, or white, 3 inches in width, which provides a 1/8 inch edging around the entire insignia. The lowest chevron joins the topmost arc at each side of the insignia.

(2) *Female enlisted personnel.* Embroidered sew-on sleeve insignia of grade will be of golden-lite color. The width of each chevron and arc is 3/16 inch with a 1/8 inch space between each chevron and each arc. The insignia has a background cloth of Army green, blue, or white, 2 inches in width, which provides a 1/8 inch edging around the entire insignia. There is 1/8 inch space between the lowest chevron and the topmost arc except the chevron joins the arc at each side on the Private First Class (PFC) insignia.

(3) *Description.* Description of enlisted grades are as follows:

(a) *The Sergeant Major of the United States Army.* Three chevrons above three arcs with two five-pointed stars horizontally centered between the chevrons arcs. See figure 27-53.

(b) *Command Sergeant Major.* Three chevrons above three arcs with a five-pointed star within a wreath between the chevrons and arcs. See figure 27-54.

(c) *Sergeant Major.* Three chevrons above three arcs with a five-pointed star between the chevrons and arcs. See figure 27-55.

(d) *First Sergeant.* Three chevrons above three arcs with a pierced lozenge between the chevrons and arcs. See figure 27-56.

(e) *Master Sergeant.* Three chevrons above three arcs. See figure 27-57.

(f) *Sergeant First Class.* Three chevrons above two arcs. See figure 27-58.

(g) *Staff Sergeant.* Three chevrons above one arc. See figure 27-59.

(h) *Sergeant.* Three chevrons. See figure 27-60.

(i) *Corporal.* Two chevrons. See figure 27-61.

(j) *Private First Class.* One chevron above one arc. See figure 27-62.

(k) *Private.* One chevron. See figure 27-63.

(l) *Private E-1.* No insignia.

b. Nonsubdued insignia of grade for Specialist.

(1) *Male enlisted personnel.* Embroidered sew-on sleeve insignia of grade will be of golden-lite color shaped like an inverted chevron at the bottom with an eagle device in the center. This insignia has a background cloth of Army green, blue, or white, 3 inches in width, which provides a 1/8 inch edging around the border (figure 27-64).

(2) *Female enlisted personnel.* Embroidered sew-on sleeve insignia of grade will be of golden-lite color shaped like an inverted chevron at the bottom with an eagle device in the center. This insignia has a background cloth of Army green, blue, or white, 2 inches in width, which provides 1/8 inch edging around the entire insignia (figure 27-64).

c. Nonsubdued pin-on insignia of grade for enlisted male and female personnel. Polished brass pin-on insignia of grade for all enlisted personnel is identical in design to the nonsubdued insignia of grade described for male personnel above except that the width of each chevron and arc is 3/32 of an inch with a 1/16 inch open space between chevrons and arcs. See figure 27-66.

d. Subdued pin-on insignia of grade for enlisted male and female personnel. Subdued metal pin-on insignia of grade is identical to the nonsubdued pin-on insignia of grade described above except the insignia has a dull flat black finish.

e. How worn.

(1) Nonsubdued cloth insignia of grade will be sewn on each sleeve of the Army green, blue, and white uniform coats to include the blue and white mess jackets. The insignia will be worn centered between the shoulder seam and the elbow on all uniform coats. Insignia with a green, blue, or white background will be worn on the Army green, blue, or white uniform coats, respectively. When the shoulder sleeve insignia (SSI) will not allow the insignia of grade to be worn as stated above, the insignia of grade will be placed 1/2 inch below the SSI on the left side of the coat and the same corresponding distance on the right side. See figure 27-65.

(2) Nonsubdued pin-on insignia of grade will be worn on the AG 415 shirt by Specialist and below. All enlisted personnel will wear nonsubdued pin-on insignia on the hospital duty and food service uniforms, black all weather coat and windbreaker, and the AG 415 maternity shirt. The nonsubdued pin-on insignia will be worn centered on both collars with the center line of the insignia bisecting the points of the collar and 1 inch up from the collar point. See figure 27-67. Note: Corporals and above may purchase a modification kit to attach shoulder loops to the AG 415

maternity shirt. The modification kit consists of two shoulder loops, thread, and two buttons. Personnel that choose this option will wear shoulder marks (see figure 27–70) instead of pin-on insignia. Personnel do not have to attach the shoulder loops.

(3) Subdued insignia of grade will be worn centered on both collars of the utility uniform shirts and cold weather coats with the center line of the insignia bisecting the points of the collar and the bottom of the insignia (not the cloth backing) positioned 1 inch up from the collar point. Insignia of grade may be pin-on or sew-on embroidered or woven insignia on subdued cloth backing. Only subdued pin-on insignia of grade will be worn on organizational clothing. Pin-on and sew-on insignia of grade may not be mixed on the collars. If sew-on insignia is worn on the shirts, pin-on may be worn on the field jacket or headgear and vice versa. See figure 27–68.

27–8. Other insignia of grade

a. Shoulder marks.

(1) *Officer.* Shoulder marks for officers are green Army shade 489 or black with a 1/8 inch yellow stripe below the embroidered insignia of grade or black Army shade with a 1/8 inch yellow stripe below the embroidered insignia of grade. The green shoulder marks have a wear out date of 30 September 1992. See figure 27–69.

(2) *Enlisted personnel.* Shoulder marks for enlisted personnel are black with insignia of grade embroidered 5/8 inch from the lower end of the shoulder mark. See figure 27–70.

(3) *Sizes.* Shoulder marks come in two sizes to accommodate differences in manufacturing of shoulder loops on shirts and sweaters. The shoulder mark fits the shoulder loop properly when the velcro attachments are completely exposed enabling exact alignment of the velcro attachments.

(a) *Large.* 2 1/8 inches wide at the base and 4 1/4 inches in length tapering to 1 3/4 inches wide at the top.

(b) *Small.* 2 1/8 inches wide at the base and 3 1/4 inches in length tapering to 1 3/4 inches wide at the top.

(4) *How worn.* Shoulder marks are worn on the shoulder loops of the AG 415 shirt, modified AG 415 maternity shirt, and black pullover sweater by all personnel Corporal and above.

b. Shoulder straps (officer personnel only).

(1) *Male and female sizes.* Shoulder straps are made in male and female sizes:

(a) *Male*—the shoulder strap will be 1 5/8 inches wide and 4 inches long.

(b) *Female*—the shoulder strap will be 1 5/8 inches wide and 3 1/2 inches long.

(2) *Design.* For general officers, the background will be blue-black velvet. For all other officers, the background is a rayon grosgrain ribbon of the first named color of the officer's basic branch. The strap has a 3/8 inch gold color border surrounded on the inside and outside by a single strand of gold jaceron. If the officer's branch has two colors, the second branch color is used as 1/8 inch inside border in lieu of gold jaceron. Insignia and borders will be rayon embroidery or bullion and jaceron. See figure 27–71.

(3) *Insignia.* Insignia of grade for officers will be embroidered on the shoulder straps and will be of the following design:

(a) *General officers.* Insignia will be the appropriate number of silver color stars. For a General of the Army, each star will be 5/8 inch in diameter. All stars will be worn with one point facing the neck. Stars on the shoulder straps will be placed point to point.

(b) *Colonel.* The insignia will be a silver color spread eagle 5/8 inch in height and 1 1/4 inches between the tips of the wings. Shoulder straps are made in pairs and each strap will have the eagle centered on the strap with the head facing forward.

(c) *Lieutenant Colonel.* The insignia will be a silver color oak leaf 5/8 inch in length and 5/8 inch in width positioned on each end of the shoulder strap.

(d) *Major.* The insignia will be a gold color oak leaf 5/8 inch in length and 5/8 inch in width positioned on each end of the shoulder strap.

(e) *Captain.* The insignia will be two silver color bars each 1/4 inch in width and 5/8 inch in length parallel to the ends of the strap 3/16 of an inch apart and 3/16 of an inch from the inside border positioned at each end of the shoulder strap.

(f) *First Lieutenant.* The insignia will be a silver color bar 1/4 inch in width and 5/8 inch in length parallel to the ends of the strap and 3/16 of an inch from the inside border positioned at each end of the shoulder strap.

(g) *Second Lieutenant.* The insignia will be a gold color bar 1/4 inch in width and 5/8 inch in length parallel to the ends of the strap and 3/16 of an inch from the inside border positioned at each end of the shoulder strap.

(h) *Chief Warrant Officer 5, CW5.* Insignia will be a silver color bar 1/4 inch in width and 3/4 inch in length with four silver squares outlined with a 1/16 inch wide black border and positioned parallel to and at each end of the shoulder strap.

(i) *Chief Warrant Officer 4, CW4.* Insignia will be a silver color bar 1/4 inch in width and 3/4 inch in length with four black squares centered on the bar, and positioned parallel to and at each end of the shoulder strap.

(j) *Chief Warrant Officer 3, CW3.* Insignia will be a silver color bar 1/4 inch in width and 3/4 inch in length with three black squares centered on the bar, and positioned parallel to and at each end of the shoulder strap.

(k) *Chief Warrant Officer 2, CW2.* Insignia will be a silver color bar 1/4 inch in width and 3/4 inch in length with two black squares centered on the bar, and positioned parallel to and at each end of the shoulder strap.

(l) *Warrant Officer 1, WO1.* Insignia will be a silver color bar 1/4 inch in width and 3/4 inch in length with one black square centered on the bar, and positioned parallel to and at each end of the shoulder strap.

(4) *How worn.* On each shoulder, the shoulder strap will be sewn, snapped, or hooked to the coat of the Army blue uniform centered lengthwise on the outside shoulder seam.

c. *Shoulder boards (female officers).* Shoulder boards are worn by female officers, Colonel and below on the black mess and old version of the white mess uniform jackets. The shoulder board will be 4 11/16 inches long and 2 inches wide at the outer end. The background is of wool facing cloth, silk or synthetic grosgrain, or satin cloth of the first named color of the officer's basic branch. The shoulder board has a gold or gold color nylon, rayon, or synthetic metallic gold band, 3/8 inch wide, placed 1/16 inch from the outer edge of each side of the board. If the officer's branch has two colors, the second named color is used as a 1/8 inch border placed against the inside edge of each gold band. Insignia of grade will be embroidered in gold or silver bullion or synthetic metallic yarn and centered 5/8 inch from the lower edge of the shoulder board. Detachable shoulder boards are worn on each shoulder with the square end of the shoulder board positioned on the outside shoulder seam. See figure 27-72. Note: Enlisted female personnel may not wear the black mess or older version of the white mess uniform.

27-9. Insignia of branch—authority for

a. *General officers.*

(1) *Chief of Staff, former Chiefs of Staff, and Generals of the Army (five star).* Insignia will be such as they may prescribe.

(2) *All other general officers.* All other general officers are authorized to wear insignia of branch at their option. If this option is taken, the insignia of branch will be that in which appointed or assigned to duty.

b. *Other.* All other commissioned officers serving on active duty will wear the insignia of their basic branch and officers detailed to other branches will wear the insignia of the branch to which detailed.

c. *Warrant officers.* Warrant officers will wear warrant officer insignia regardless of assignment.

d. *General staff.* The general staff insignia of branch will be worn by those commissioned officers, other than general officers—

(1) Assigned to the Office of the Secretary of the Army, the Under Secretary of the Army, and the Assistant Secretary of the Army who are authorized by the Secretary of the Army to wear this insignia during their tour of duty in these offices.

(2) Detailed to duty on the Army General Staff.

(3) Detailed in general staff with troops (see AR 614-100).

(4) As directed by the Chief of Staff.

(5) Assigned to departmental or statutory tour Table of Distribution and Allowance (TDA) positions in the National Guard Bureau.

e. *The Inspector General.* The Inspector General insignia of branch will be worn by the Inspector General and those officers detailed as Inspector Generals under AR 614-100.

f. *National Guard Bureau.* National Guard Bureau insignia of branch will be worn by those officers detailed to the National Guard Bureau for 180 days or longer, U.S. Property and Fiscal Officers, and other Army National Guard (ARNG) tour officers as prescribed by Chief, National Guard Bureau.

g. *ARNG and USAR.* Staff specialist insignia of branch will be worn by ARNG and U.S. Army Reserve officers not on extended active duty who are assigned to the Staff Specialist Reserve. See NGR 600-102 (ARNG) or AR 140-10.

h. *Civil Affairs.* USAR insignia of branch will be worn by Civil Affairs Reserve officers.

(1) When assigned or detailed to the CA branch per AR 140-108, while serving in an inactive duty or active duty for training status.

(2) When assigned to a CA-USAR Troop Program unit that has been mobilized.

(3) When serving on extended active duty with CA troop program units.

(4) When assigned to CA mobilization designation position upon mobilization.

(5) Except on extended active duty with other than CA units, they will wear the insignia of the branch in which they are detailed.

i. *Judge Advocate General Corps.* Officers detailed to the Judge Advocate General's Corps (JAGC) who are not yet admitted to the practice of law before a Federal court or the highest court of a State will wear the insignia of their basic branch. They may wear JAGC insignia after they are admitted to practice.

j. *Enlisted personnel.* All enlisted personnel will wear the insignia of branch of their primary MOS except as follows:

(1) Basic trainees will not wear insignia of branch but will wear U.S. insignia on both collars. (See para 27-4b(2)(c).)

(2) Noncommissioned officers in authorized Inspector General TOE/MTOE/TDA positions will wear Inspector General insignia.

(3) Command Sergeants Major will wear Command Sergeant Major collar insignia.

(4) Sergeant Major of the Army will wear SMA insignia in lieu of branch insignia.

27-10. Insignia of branch—

a. Regimental Collar Insignia. Regimental collar insignia is the soldier's branch collar insignia on which the numerical designation of the regiment has been affixed. Regimental collar insignia will be worn in lieu of the branch collar insignia by officer and enlisted soldiers affiliated with Infantry, Armor, Field Artillery, Air Defense Artillery, Cavalry, Special Forces, or Aviation regiments. Soldiers affiliated with these regiments will also wear the regimental collar insignia when not assigned to the regiment except as provided in paragraph 27-9. A soldier affiliated to a regiment with a branch other than their currently assigned branch, will wear the assigned branch collar insignia without a numeral. Numerals designating battalions will not be worn on regimental collar insignia. Regimental collar insignia will be locally procured and furnished to affiliated enlisted soldiers as organizational items. Commanders will permit enlisted soldiers who are affiliated with the regiment to retain regimental collar insignia when reassigned from the affiliated regiment. The regimental number for the combat arms branches will be positioned as shown in figure 27-177. The regimental number may also be worn as a separate item for Armor, Cavalry, Special Forces, Infantry, Aviation and Field Artillery Officer branches and positioned in the same location as illustrated for the one piece insignia.

b. Branch Collar Insignia. The appropriate branch collar insignia will be worn by all soldiers not affiliated with an Infantry, Armor, Field Artillery, Air Defense Artillery, Cavalry, Special Forces, or Aviation Regiment except as provided for in paragraph 27-9. On an optional basis, soldiers not affiliated with a regiment of the above branches and assigned to a color bearing regiment or separate TOE battalion of their branch, may wear the branch of service insignia on which a numerical designation of the battalion/regiment may be affixed when approved by the MACOM. The numerals will be 1/4 inch for officers and 3/16 inch for enlisted soldiers. All optional branch of service insignia are authorized for wear only while assigned to the designated unit. Optional insignia of branch will not be purchased from appropriated funds. Soldiers will not be required to purchase optional insignia of branch. Listed below (1) through (34) is the branch of service insignia authorized for wear.

(1) *Adjutant General's Corps.* The officers' insignia of branch is a silver color shield 1 inch in height, a chief of blue with 1 large and 12 small silver stars thereon, and 13 vertical stripes, 7 silver and 6 red. Enlisted personnel have the same design centered on a 1 inch disk of gold color metal. See figure 27-73.

(2) *Air Defense Artillery.* The officers' insignia of branch is a missile surmounting two crossed field guns, of gold color metal 1 1/8 inches in height. Enlisted personnel have the same design centered on a 1 inch disk of gold color metal. See figure 27-74.

(3) *Armor.* The officers' insignia of branch is a front view of an M-26 tank gun slightly raised, superimposed on two crossed cavalry sabres in scabbards, cutting edge up, 13/16 inch in height overall, of gold color metal. Enlisted personnel have the same design centered on a 1 inch disk of gold color metal. See figure 27-75.

(4) *Army Medical Specialist Corps (officers only).* The insignia of branch is a gold color metal caduceus, 1 inch in height, with a monogram consisting of the letter "S" 3/8 inch in height in black enamel superimposed thereon. See figure 27-76.

(5) *Army Nurse Corps (officers only).* The insignia of branch is a gold color metal caduceus, 1 inch in height, with the letter "N" 3/8 inch in height in black enamel superimposed thereon. See figure 27-77.

(6) *Command Sergeant Major collar insignia (enlisted personnel only).* The insignia of branch is the Coat of Arms of the United States on a 1 inch disk of gold color metal. See figure 27-78.

(7) *Aviation Branch.* The officers' insignia of branch is a silver propeller in a vertical position between two gold wings in a horizontal position, 1 1/8 inches in width. Enlisted personnel have the same design on a 1 inch disk of gold color metal. See figure 27-79.

(8) *Cavalry collar insignia.* Officers and enlisted personnel assigned to cavalry regiments, cavalry squadrons or separate cavalry troops are authorized to wear cavalry insignia in lieu of the insignia of branch when approved by the MACOM commander. The officers' collar insignia is two crossed sabres in scabbards, cutting edge up, 11/16 inch in height, of gold color metal. Enlisted collar insignia is the same design on a 1 inch disk in gold color metal. See figure 27-80.

(9) *Chaplains.*

(a) Christian faith (officers only). A silver color Latin cross 1 inch in height. See figure 27-81.

(b) Jewish faith (officers only). A double tablet bearing Hebrew numerals from I to X surmounted by two equilateral triangles interlaced, of silver color 1 inch in height. See figure 27-81.

(c) Buddhist faith (officers only). A silver color, dharma cakra (eight spoked wheel) one inch in height. See figure 27-81.

(d) Chaplain assistant collar insignia (enlisted personnel only). Stylized hands enclosing a chapel, door open, on a 1 inch disk, of gold color metal. See figure 27-82.

(10) *Chemical Corps.* The officers' insignia is a benzene ring of cobalt blue enamel superimposed in the center of

- crossed gold color retorts, 1/2 inch in height and 1 13/16 inch in width overall. Enlisted personnel have the same design on 1 inch disk of gold color metal. See figure 27–83.
- (11) *Civil Affairs*. USAR. The officers' insignia of branch is on a globe 5/8 inch in diameter, a torch of liberty 1 inch in height surmounted by a scroll and sword crossed in saltire, all of gold color. Enlisted personnel have the same design on a 1 inch disk of gold color metal. See figure 27–84.
- (12) *Corps of Engineers*. The officers' insignia of branch is a gold color metal triple turreted castle 11/16 inch in height. Enlisted personnel have the same design on a 1 inch disk of gold color metal. See figure 27–85.
- (13) *Dental Corps (officers only)*. A gold color metal caduceus, 1 inch in height, with the letter "D" 3/8 inch in height in black enamel superimposed thereon. See figure 27–86.
- (14) *Field Artillery*. The officers' insignia of branch is two crossed field guns, gold color metal, 13/16 inch in height. Enlisted personnel have the same design on a 1 inch disk of gold color metal. See figure 27–87.
- (15) *Finance Corps*. The officers' insignia of branch is a gold color metal diamond, 1 inch by 3/4 inch, short axis vertical. Enlisted personnel have the same design on a 1 inch disk of gold color metal. See figure 27–88.
- (16) *General Staff (officers only)*. The Coat of Arms of the United States, 5/8 inch in height, of gold color metal superimposed on a five-pointed silver color star, 1 inch in circumscribing diameter. The shield is enamel stripes of white and red, chief of blue, and the glory blue. See figure 27–89.
- (17) *Infantry*. The officers' insignia of branch is two gold color metal crossed muskets 3/4 inch in height. Enlisted personnel have the same design on a 1 inch disk of gold color metal. See figure 27–90.
- (18) *Inspector General*. The officers' insignia of branch is a sword and fasces, 3/4 inch in height, crossed and wreathed in gold color metal with the inscription "DROIT ET AVANT" (Right and Forward) in blue enamel on upper part of wreath. Enlisted personnel have the same design on a 1 inch disk of gold color metal. See figure 27–91.
- (19) *Judge Advocate General's Corps*. The officers' insignia of branch is a gold color metal sword and pen crossed and wreathed, 11/16 inch in height. Enlisted personnel have the same design on a 1 inch disk of gold color metal. See figure 27–92.
- (20) *Medical Corps*. The officers' insignia of branch is a gold color metal caduceus, 1 inch in height. Enlisted personnel have the same design on a 1 inch disk of gold color metal. See figure 27–93.
- (21) *Medical Service Corps (officers only)*. The branch of insignia is a silver color caduceus, 1 inch in height with a monogram consisting of the letters "MS" 3/8 inch in height in black enamel superimposed thereon. See figure 27–94.
- (22) *Military Intelligence*. The officers' insignia of branch is on a gold color metal dagger, point up, 1 1/4 inches overall in height, a gold color metal heraldic sun composed of four straight and four wavy alternating rays surmounted by a gold heraldic rose, the petals of dark blue enamel. Enlisted personnel have the same design on a 1 inch disk of gold color metal. See figure 27–95.
- (23) *Military Police Corps*. The officers' insignia of branch is two crossed gold color metal pistols 3/4 inch in height. Enlisted personnel have the same design on a 1 inch disk of gold color metal. See figure 27–96.
- (24) *National Guard Bureau (officers only)*. The insignia of branch is two crossed gold color metal fasces superimposed on an eagle displayed with wings reversed, 3/4 inch in height. See figure 27–97.
- (25) *Ordnance Corps*. The officers' insignia of branch is a gold color metal shell and flame 1 inch in height. Enlisted personnel have the same design on a 1 inch disk of gold color metal. See figure 27–98.
- (26) *Psychological Operations (enlisted personnel only) collar insignia*. Trojan horse with lightning bolts and two swords on a 1 inch disk of gold color metal. See figure 27–99.
- (27) *Public Affairs collar insignia (enlisted personnel only)*. Quill crossed with an electronic flash with a broadsword on a 1 inch disk of gold color metal. See figure 27–99.1.
- (28) *Quartermaster Corps*. The officers' insignia of branch is a gold color metal sword and key crossed on a wheel surmounted by a flying eagle, the felloe of the wheel set with 13 stars. The felloe of the wheel to be of blue enamel; hub center, red edged with white. Insignia is 3/4 inch in height. Enlisted personnel have the same design on a 1 inch disk of gold color metal. See figure 27–100.
- (29) *Signal Corps*. The officers' insignia of branch is two signal flags crossed, dexter flag white with red center, the other flag red with white center, staffs gold, with a flaming torch of gold color metal upright at center of crossed flags; 7/8 inch in height. Enlisted personnel have the same design on a 1 inch disk of gold color metal. See figure 27–101.
- (30) *Staff Specialist, ARNG/USAR (officers only)*. The branch of insignia is a sword 1 3/8 inches in length laid horizontally across the upper part of an open book. Below the sword and across the lower corners of the book, two laurel branches are crossed at stems. Insignia 13/16 inch in height, of gold color metal. See figure 27–102.
- (31) *Special Forces*. The officers' insignia of branch is two crossed gold color arrows, 3/4 inch in height. Enlisted personnel have the same design on a 1 inch disk of gold color metal. See figure 27–103.
- (32) *The Sergeant Major of the United States Army collar insignia*. A shield 3/4 inch in height of gold color metal base divided diagonally from upper left to lower right, the upper part red, the lower part white, on which is a silver five-pointed star surmounted by the Coat of Arms of the United States in color, between two white five-pointed stars at top and two red five-pointed stars in base, the shield on a 1 inch disk of gold color metal. See figure 27–104.
- (33) *Transportation Corps*. The officers' insignia of branch is a ship's steering wheel, superimposed thereon, a

shield charged with a winged car wheel on a rail, all of gold color metal, 1 inch in height. Enlisted personnel have the same design on a 1 inch disk of gold color metal. See figure 27–105.

(34) *Veterinary Corps (officers only)*. The insignia of branch is a gold color metal caduceus, 1 inch in height, with the letter “V” 3/8 inch in height in black enamel superimposed thereon. See figure 27–106.

(35) *Warrant Officers*. An eagle rising with wings displayed standing on a bundle of two arrows, all enclosed in a wreath, gold color metal, 3/4 inch in height. (Worn by all warrant officers in lieu of branch of service insignia.) See figure 27–107.

c. Subdued insignia of branch.

(1) All subdued branch of service insignia are of the same design and size as the nonsubdued insignia described above, except they are of black color enamel or black embroidery on green background cloth with the exception of the following:

(a) *Army Medical Specialist Corps, Nurse Corps, Dental Corps, Medical Corps, Medical Service Corps, and Veterinary Corps*. In embroidery, the caduceus is black and superimposed letters are olive drab.

(b) *General Staff*. In embroidery, the star is black and the eagle is olive drab.

(2) Enlisted personnel do not wear branch insignia on field or utility uniforms, therefore, subdued enlisted insignia is not authorized.

d. Lapel of mess/evening mess uniforms signifying branch. The lapels of the male and female Army blue mess and evening mess jackets will be of rayon, acetate, or other synthetic fabric with a satin face in the following colors:

(1) *General officers (except chaplains) and enlisted personnel*. Dark blue.

(2) *All chaplains*. Black.

(3) *All other officers*. The first named color of their basic branch of service.

e. Color of ornamentation and branch insignia for detailed officers. Shoulder straps, shoulder boards, and colors of ornamentation (lapel facing, sleeve braid, cape lining, and blue service cap hatband for other than general officers) worn on dress and mess uniforms will be the colors of the officer’s basic branch. The insignia of branch worn will be the insignia of branch in which detailed.

27–11. Insignia for Aides

a. Description of nonsubdued insignia for aides.

(1) *Aides to the President of the United States*. On a blue shield 3/4 inch in height, surmounted by a gold color metal eagle displayed with wings reversed 1/2 inch in height, a circle of 13 white stars. See figure 27–108.

(2) *Aides to the Vice-President of the United States*. On a white shield 3/4 inch in height, surmounted by a gold color metal eagle displayed with wings reversed 1/2 inch in height, a circle of 13 blue stars. See figure 27–109.

(3) *Aides to the Secretary of Defense*. On a blue shield 3/4 inch in height surmounted by a gold color metal eagle displayed with wings reversed 1/2 inch in height, three crossed arrows in gold color metal between four white enameled stars (two and two). See figure 27–110.

(4) *Aides to the Secretary of the Army*. On a red shield 3/4 inch in height, surmounted by a gold color metal eagle displayed with wings reversed 1/2 inch in height, the Coat of Arms of the United States in gold color metal between four white enameled stars (two and two). See figure 27–111.

(5) *Aides to the Under Secretary of the Army*. On a white shield 3/4 inch in height, surmounted by a gold color metal eagle displayed with wings reversed 1/2 inch in height, the Coat of Arms of the United States in gold color metal between four red enameled stars (two and two). See figure 27–112.

(6) *Aides to the Chairman, Joint Chiefs of Staff*. On a shield 3/4 inch in height divided diagonally from lower right to upper left, the upper part blue and the lower part white, a gold color eagle symbolic of the Department of Defense between two white five-pointed stars at the top and two blue five-pointed stars at the base, with a gold color metal eagle with wings reversed 1/2 inch in height placed above the shield. See figure 27–113.

(7) *Aides to the Vice Chairman, Joint Chiefs of Staff*. On a shield 3/4 inch in height divided diagonally from lower right to upper left with a blue center stripe, on each side of the stripe is white, the upper part blue and the lower part white, a gold color eagle symbolic of the Department of Defense between two white five-pointed stars at the top and two blue five-pointed stars at the base, with a gold color metal eagle with wings reversed 1/2 inch in height placed above the shield. See figure 27–114.

(8) *Aides to the Chief of Staff of the Army*. On a shield 3/4 inch in height divided diagonally from lower left to upper right, the upper part red and the lower part white, a silver colored five-pointed star surmounted by the Coat of Arms of the United States in color, between two white five-pointed stars at the top and two red five-pointed stars at the base, with a gold color metal eagle with wings reversed 1/2 inch in height placed above the shield. See figure 27–115.

(9) *Aides to the Vice Chief of Staff of the Army*. On a shield 3/4 inch in height divided diagonally from lower left to upper right and from lower right to upper left, the portion on each side red and the lower and upper part white, a silver colored five-pointed star surmounted by the Coat of Arms of the United States in color, between two white five-pointed stars at the top and two red five-pointed stars at the base, with a gold color metal eagle with wings reversed 1/2 inch in height placed above the shield. See figure 27–116.

(10) *Aides to the General of the Army.* On a blue shield 3/4 inch in height, surmounted by a gold color metal eagle displayed with wings reversed 1/2 inch in height, five white stars arranged in a circle, inner points touching. See figure 27–117.

(11) *Aides to all other general officers.* A shield 3/4 inch in height, with a blue chief and vertical stripes (seven silver and six red) surmounted by a gold color metal eagle, displayed with wings reversed, 1/2 inch in height; on the chief the applicable number of stars representative of the grade of the general officer on whose staff the aid is serving. See figures 27–118 through 27–121.

b. Description of subdued insignia of branch for aides.

(1) *Aides to the President and Vice President of the United States.* The same design and size as the full color insignia of branch covered in (a) above, except of black color metal. For embroidered subdued insignia, the background of the shield is olive drab and the eagle, stars, and outline of the shield are black.

(2) *Aides to the Secretary of Defense.* The same design and size as the full color insignia of branch covered in (a) above, except of black color metal. For embroidered subdued insignia, the background of the shield is olive drab and the eagle, stars, arrows, and outline of the shield are black.

(3) *Aides to the Secretary of the Army.* The same design and size as the full color insignia of branch covered in a above, except of black color metal. For embroidered subdued insignia, the background of the shield is olive drab and the eagle, stars, device, and outline of the shield are black.

(4) *Aides to the Under Secretary of the Army.* The same design and sign as the full color insignia of branch covered in a above, except of brown color metal. For embroidered subdued insignia, the background of the shield is olive drab and the eagle, stars, device, and outline of the shield are brown.

(5) *Aides to the Chairman Joint Chiefs of Staff.* The same design and size as the full color insignia of branch covered in a above, except of black color metal. For embroidered subdued insignia, the background of the shield is olive drab, and the charges, eagle, diagonal division line, and outline of the shield are black.

(6) *Aides to the Vice Chairman, Joint Chiefs of Staff.* The same design and size as the full color insignia of branch covered in a above, except black color metal. For embroidered subdued insignia, the background of the shield is olive drab, and the charges, eagle, two diagonal division lines and outline of the shield are black.

(7) *Aides to the Chief of Staff of the Army.* The same design and size as the full color insignia of branch covered in a above, except of black color metal. For embroidered subdued insignia, the background of the shield is olive drab, and the charges, eagle, diagonal division line, and outline of the shield are black.

(8) *Aides to the Vice Chief of Staff of the Army.* The same design and size as the full color insignia of branch covered in a above except of black color metal. For embroidered subdued insignia, the background of the shield is olive drab, and the charges, eagle, two diagonal lines and outline of the shield are black.

(9) *Aides to the General of the Army.* The same design and size as the full color insignia of branch covered in a above, except of black metal. For embroidered subdued insignia, the background of the shield is olive drab and the stars, eagle, and outline of the shield are black.

(10) *Aides to all other general officers.* The same design and size as the full color insignia of branch covered in a above, except of black color metal. For embroidered subdued insignia, the shield of alternating stripes is olive drab and black stripes. The background of the chief is olive drab with black embroidered stars and eagles. Division line on the shield and the outline of the shield are black.

27–12. Insignia of branch—how worn

As used in this paragraph the word “collar” refers to that part of the coat or shirt around the neck, which forms a neckband and turnover piece. Bold borders on figures 27–23 through 27–25 depict the collar area. The word “lapel” will be used when referring to the fold of the front of the coat that is a continuation of the collar and usually separated by a notch in the collar.

a. Nonsubdued insignia of branch.

(1) *Male officers.* Male officers will wear their insignia of branch centered on both lapels, 1 1/4 inches below the “U.S.” insignia on the coat of the Army green, blue and white uniforms. The branch insignia will be positioned so that the center line of the insignia bisects the center line of the “U.S.” insignia and is parallel to the inside edge of the lapel. See figure 27–122. On the hospital duty uniform, the insignia of branch will be worn centered between the inside edge and the outside edge on the left collar, 1 inch from the lower edge of the collar with the center line of the insignia parallel to the lower edge of the collar. See figure 27–123. Except for chaplains, no insignia of branch will be worn on the AG 415 long or short sleeve shirt. The chaplain’s nonsubdued insignia of branch will be worn centered immediately over the left breast pocket. Chaplains will wear their insignia of branch in lieu of the distinctive unit insignia, centered above the nameplate on the black pullover sweater. See figure 27–124.

(2) *Male enlisted personnel.* The bottom of the insignia of branch disk for male enlisted personnel will be placed approximately 1 inch above the notch and centered on the left collar with the center line of the insignia parallel to the inside edge of the lapel on the Army green, white, and blue uniform coats. See figure 27–125.

(3) *Female officers.* Female officers will wear their insignia of branch on the left collar 1 inch above the notch, with the center line of the insignia bisecting the notch and parallel to the inside edge of the collar on the Army white and

blue uniform coats. See figure 27–126. The insignia of branch will be worn on both lapels of the Army green uniform coat approximately 1 1/4 inches below the “U.S.” insignia, with the insignia bisecting the “U.S.” insignia and parallel to the inside edge of the lapel. See figure 27–127. On the hospital duty uniform, the insignia of branch will be worn centered on the left collar, 1 inch up from the lower edge of the collar with the center line of the insignia parallel to the lower edge of the collar. Except for chaplains, no insignia of branch will be worn on the AG 415 short or long sleeve shirt. The chaplain’s insignia of branch will be worn in a similar locations as prescribed for male chaplains (paragraph 27–12a). Chaplains will wear their insignia of branch in lieu of the distinctive unit insignia, centered above the nameplate on the black pullover sweater.

(4) *Female enlisted personnel.* Female enlisted personnel will wear their insignia of branch 1 inch above the notch and centered on the left collar, with the center line of the insignia bisecting the notch and parallel to the inside edge of the collar on the Army white and blue uniform coats. See figure 27–128. The bottom of the branch insignia disk on the Army green uniform coat will be centered on the left collar between the outside point and inside edge of the collar approximately 5/8 inch up from the notch with the center line of the branch insignia parallel to the inside edge of the lapel. See figure 27–129.

b. Subdued insignia of branch.

(1) Male and female officers will wear subdued insignia of branch centered on the left collar, 1 inch up from the lower edge of the collar with the center line of the insignia parallel to the lower edge of the collar on all field and utility uniforms. See figure 27–123.

(2) Enlisted personnel are not authorized to wear subdued insignia of branch on Army uniforms.

(3) Material for the insignia of branch may be metal pin-on or embroidered insignia on cloth backing. Insignia of branch will be the same material as the insignia of grade.

27–13. Insignia for U.S. Military Academy staff

Nonsubdued insignia of branch is the Coat of Arms of the U. S. Military Academy (USMA), 1 inch in height, the shield of the United States bearing the helmet of Pallas over a Greek sword and surmounted by an eagle displayed with scroll and motto, of bold color metal. This insignia is worn by permanent professors, registrars, and civilian instructors of the USMA in the same manner as prescribed in paragraph 27–12 for all other branch of service insignia. See figure 27–130.

27–14. Insignia of branch—officer candidates

a. Description. Nonsubdued insignia is the block letter “O.C.S.” in gold color metal 7/16 inch in height, each letter followed by a period. The subdued insignia is the same design as above except black. See figure 27–131.

b. How worn.

(1) *Nonsubdued insignia.* Officer candidates will wear their insignia as follows:

(a) On both collars, 1 inch above the notch, with the center line of the insignia bisecting the notch and parallel to the inside edge of the lapel on all service uniform coats and jackets. On the male and female AG 415 shirt collars, the insignia will be worn on both collars 1 inch above the lower edge of the collar with the center line of the insignia parallel to the lower edge of the collar. See figures 27–132 and 27–133.

(b) Centered on the left curtain of the enlisted garrison cap, 1 inch from the front crease. Headgear insignia for service hats and caps is as prescribed for enlisted personnel. See paragraph 27–3 and figure 27–134.

(c) Centered on the front of the helmet liner, 2 1/2 inches from the bottom rim will be the “O.C.S.” decal of prescribed color and size. See figure 27–135.

(d) The cloth “O.C.S.” design may be worn on the scarf for senior candidates. See figure 27–136.

(2) *Subdued insignia.* Subdued “O.C.S.” insignia will be worn on all utility shirts and cold weather jackets in the same manner as the full color insignia worn on shirt collars described above. This insignia will be worn by all military personnel while students at officers candidate schools.

27–15. Insignia for warrant officer candidates

a. Description. Nonsubdued insignia is the block letters “W.O.C.” in gold color metal, 7/16 inch in height with each letter followed by a period. The subdued insignia is the same design as above except black. See figure 27–137.

b. How worn.

(1) *Nonsubdued insignia.* Warrant officer candidates will wear their insignia as follows:

(a) On both collars, 1 inch above the notch, with the center line of the insignia bisecting the notch and parallel to the inside edge of the collar on service and dress uniforms. On the male and female AG 415 shirt collars, the insignia will be worn on both collars 1 inch above the lower edge of the collar with the center line of the insignia parallel to the lower edge of the collar. See figures 27–132 and 27–133.

(b) Centered on the left curtain of the enlisted garrison cap, 1 inch from the front crease. Headgear insignia for other service hats and caps is as prescribed for enlisted personnel. See paragraph 27–3 and figure 27–134.

(c) Centered on the front of the helmet liner, 2 1/2 inches from the bottom rim will be the WOC decal painted in the prescribed color and size. See figure 27–135.

(2) *Subdued insignia.* Subdued “W.O.C.” insignia will be worn on all utility shirts and cold weather jackets in the same manner as the nonsubdued insignia worn on shirt collars described above.

c. When worn. This insignia will be worn by all Active Component (AC) personnel commencing on the date of entry in the resident Warrant Officer Entry Course and by all Reserve Component (RC) personnel commencing on the date of board selection to enter WOC status. The insignia will be worn by both AC and RC WOC until appointed to the WO category or eliminated from WOC status.

27–16. Shoulder sleeve insignia—current organization

a. Authorization. Shoulder sleeve insignia (SSI) of a design approved by The Institute of Heraldry, U.S. Army are authorized and prescribed for wear on the service uniforms of echelons listed below:

- (1) MACOMS (as defined by AR 10–5).
- (2) Armies.
- (3) Corps.
- (4) U.S. Army Reserve Commands.
- (5) Divisions.
- (6) Separate TOE Brigades (not organic to divisions).
- (7) Separate Regiments (not organic to a group, brigade, or division).
- (8) General Officer Commands, USAR.
- (9) U.S. Army Element of Unified Commands.
- (10) DA Field Operating Agencies based on the following:
 - (a) An identifiable command structure.
 - (b) A valid justification in terms of unit mission, improving unit morale, and degree of unit permanency.
 - (c) At least 250 military personnel assigned to the organization.
- (11) Other organizations except U.S. Army Garrisons, meeting the following criteria:
 - (a) An identifiable command structure.
 - (b) A valid justification in terms of unit mission, improving unit morale, and degree of unit permanency.
 - (c) At least 500 military personnel assigned to the organization.

b. Approval of Design. Requests for authorization of SSI by units meeting the criteria established above will be submitted through command channels with a copy of permanent orders activating the unit, to Director, The Institute of Heraldry, U.S. Army, Building 15, Cameron Station, Alexandria, VA 22304–5050.

c. Provisional Units. The authorization of a SSI will not be granted for provisional units.

d. By whom worn. Personnel assigned to units not authorized a SSI will wear the SSI of the command to which the unit is assigned.

(1) MACOM commanders are authorized to permit, on a case by case basis, the wearing of corps or separate brigade SSI by members of units attached to specific corps or separate brigades on a permanent basis. The term “permanent” is considered to apply to those units whose attachment is, has been, or will be for an extended period of time. Units temporarily attached for activation, training, and deployment are not considered to be permanently attached.

(2) Enlisted personnel attached to Headquarters Company, U.S. Army, who are assigned to or performing duty with HQDA staff agencies and offices of the Department of Defense will wear the Headquarters Company, U.S. Army SSI.

(3) The DA Staff Support SSI will be worn by personnel assigned to DA Field Operating Agencies unless the DA Field Operating Agency is authorized a SSI within its own right.

(4) Personnel assigned to Corps Artillery, Division Artillery, Division Brigades and Division Support Commands will wear the SSI of the Corps or Division.

(5) Army personnel assigned or attached for duty with advisors to foreign governments, except Army attaches, will wear the U.S. Army Mission SSI.

(6) Individuals being transferred from one organization to another may continue to wear the insignia of the former unit until reporting for duty at the new organization.

(7) Officer personnel assigned and ARNG Title 10 Long Tour attached to HQDA will not wear a SSI on the left sleeve. There is no SSI authorized for wear by officer personnel assigned to HQDA. See para (2) above for insignia worn by enlisted personnel assigned to HQDA.

(8) Army personnel assigned to a joint command, DOD, or Federal Agencies will not wear a SSI on the left sleeve unless the Army Element is authorized a SSI within its own right.

(9) For United States Army Reserve.

(a) Units not authorized an organizational SSI that are assigned to a General Officer Command authorized an organizational SSI will wear the SSI of the general officer command even though the general officer command may be assigned to a U.S. Army Reserve Command.

(b) Units not authorized an organizational SSI, but are under the command of U.S. Army Reserve Command, will wear the SSI of the U.S. Army Reserve Command.

(c) Units not authorized an SSI, but are under the command of a General Officer Command, which is authorized an SSI, will wear the insignia of the general officer command.

(d) Units assigned directly to a CONUS Army Headquarters or units under the command of a General Officer Command are assigned directly to a CONUS Army Headquarters, and not authorized a distinctive SSI, will wear the insignia of the appropriate CONUS Army.

(e) Members of the Individual Ready Reserve (IRR) will wear the IRR SSI. Individual Mobilization Augmentees (IMAs) will wear the SSI of the organization to which designated. Personnel participating in the Active Guard/Reserve and personnel participating in the ROTC/Simultaneous Membership Programs will wear the SSI of commands, units, and agencies to which attached.

(f) Members of the USAR units are authorized to wear the SSI of their affiliated Active or Reserve Component designated CAPSTONE headquarters provided agreement is effected between the MUSARC and the MACOM commanders involved. If approved for wear, the CAPSTONE unit SSI will be worn on the left shoulder in lieu of the MUSARC SSI or may be worn above the right pocket on utility uniforms only. All personnel of the USAR unit involved will wear the insignia in the same manner.

(10) For Army National Guard.

(a) Members of the ARNG not in active Federal service will wear the SSI of the division, separate brigade, or separate cavalry regiment to which assigned.

(b) Members of the ARNG assigned to the State Area Command may, as determined by the adjutant general for each State or territory, wear either appropriate State SSI or the insignia of the Army area in which the unit is located.

(c) Members of the ARNG units are authorized to wear the SSI of their affiliated Active or Reserve Component Army unit or Reserve Component designated CAPSTONE headquarters provided agreement is effected between the State adjutant generals and the MACOM commander involved. If approved for wear, the Capstone unit SSI will be worn on the left shoulder in lieu of the ARNG SSI or may be worn above the right pocket on utility uniforms only. All personnel of the ARNG unit involved will wear the insignia in the same manner.

(d) Members of the other ARNG units (except (a), (b), and (c) above) not authorized a distinctive SSI may, as determined by the adjutant general for each State or territory, wear either the insignia of the State Area Command or the insignia of the Army in which area the unit is located. The insignia selected will be worn by all ARNG units of the State.

(e) ARNG soldiers in the ARNG Title 10 Long Term Program will wear the SSI of the command, unit or agency to which attached, when one is authorized, except as indicated in (7) or (8) above.

(f) ROTC Long Term Program.

(11) Trainees (IET) who are in one of the following categories may wear organizational SSI:

(a) ARNG and USAR trainees are authorized to wear the insignia of their parent ARNG or USAR organization.

(b) Unit of choice trainees are authorized to wear the insignia of the specific unit for which they enlisted.

(12) Personnel assigned, and ARNG Title 10 Long Tour attached, to HQDA. There is no SSI authorized for wear by personnel assigned to HQDA; therefore, officer personnel assigned to HQDA will not wear an SSI on the left sleeve. Enlisted personnel assigned to HQDA will wear the SSI of Headquarters Company, U.S. Army as prescribed in paragraph 27-16 d(2).

e. How worn.

(1) *Nonsubdued.* Nonsubdued SSI of an individual's current organization will be worn centered on the left sleeve 1/2 inch below the top of the shoulder seam on the coats of the Army green uniform for all personnel. When the Ranger, Special Forces, or President's Hundred tab is worn, the tab will be placed 1/2 inch below the top of the shoulder seam. The SSI will be worn 1/4 inch below the special skill or marksmanship tabs. If there is simultaneous wear of two tabs, the SSI remains at 1/4 inch below the tabs. Tabs that are an integral part of an SSI such as airborne or mountain, will be worn directly above the SSI with no space between insignia and tab. Nonsubdued SSI will not be worn on uniforms other than those specified above. See figure 27-138.

(2) *Subdued.* Subdued SSI will be worn on the temperate and hot weather BDU, the OG 107 and 507 fatigues, OG 107 jungle fatigues (optional purchase), flight suit and flight jacket, combat vehicle crewman uniform and the BDU field jacket by all personnel. Subdued SSI will not be worn on hospital duty and food service uniforms. Positioning of the insignia is identical to the nonsubdued insignia covered above.

27-17. Shoulder sleeve insignia-former wartime service

a. General. Authorization to wear a shoulder sleeve insignia indicating former wartime service applies only to soldiers who are assigned to U.S. Army units which meet all the following criteria:

(1) The theater or area of operation to which the unit is assigned must have been declared a hostile environment by the Secretary of the Army or higher, or a Declaration of War must have been passed by Congress.

(2) The units must have actively participated in or supported ground combat operations against hostile forces in which they were exposed to the threat of enemy action or fire either directly or indirectly.

(3) The military operation normally must have lasted for a period of thirty (30) days or longer. An exception may be

made when U.S. Army forces are engaged with a hostile force for a shorter period of time when all other criteria have been met and a recommendation from the general officer in command is forwarded to the Chief of Staff, Army.

(4) The authorization for wear of the shoulder sleeve insignia for former wartime service must be approved by the Chief of Staff, Army.

b. Authorization. Authorization applies only to members of the Army who were assigned overseas with U.S. Army organizations during the following periods:

(1) World War II between 7 December 1941 and 2 September 1946, both dates inclusive.

(2) In Korea between 27 June 1950 and 27 July 1954, both dates inclusive. Also from 1 April 1968 to 31 August 1973, those personnel who were awarded the Purple Heart, Combat Infantryman Badges, Combat Medical Badges, or who qualify for at least one month's hostile fire pay for service in a hostile fire area in Korea.

(3) In the Vietnam theater, including Thailand, Laos and Cambodia from 1 July 1958 to 28 March 1973.

(4) In the Dominican Republic subsequent to 29 April 1965. Individuals returning from the Dominican Republic after 29 April 1965 will be authorized to wear one of three organizational SSIs: XVIII Airborne Corps, 82d Airborne Division, or 5th Logistical Command. Individuals previously attached, assigned, or under operational control of these units will wear their respective insignia. A fourth organizational SSI (OEA-Spanish equivalent of Organization of American States) is authorized for individuals returning from the Dominican Republic after 29 April 1965 who were not in one of the three units listed above.

(5) In Grenada to include Green and Carriacou Islands between 24 October 1983 and 21 November 1983, both dates inclusive, are authorized to wear the organizational SSI as follows: XVIII Airborne Corps; 82d Airborne Division; 1st Special Operations Command (ABN); 1st Corps Support Command; 20th Engineer Brigade; 35th Signal Brigade; 16th Military Police Brigade; 44th Medical Brigade; 1st Battalion (Ranger) 75th Ranger Regiment; 2d Battalion (Ranger), 75th Ranger Regiment; and 101st Airborne Division (Asslt). Individuals attached to or under operational control of these units will wear their respective organizational SSI. Individuals attached to or under operational control of any unit whose parent organization is not authorized an SSI will wear the SSI of the unit to which attached or the unit that had operational control.

(6) In Lebanon from 6 August 1983 to 24 April 1984 for soldiers assigned to the Field Artillery School Target Acquisition Battery and 214th Field Artillery Brigade who were attached to the U.S. Marine Corps forces in and around Beirut, Lebanon for the purpose of counterfire support.

(7) In the Persian Gulf from 27 July 1987 to 1 August 1990 for soldiers assigned, attached, or under operational control to a unit whose mission was direct support to Operation Earnest Will. Soldiers must be eligible for the Armed Forces Expeditionary Medal and imminent danger pay.

(8) In Panama from 20 December 1989 to 31 January 1990 for soldiers assigned to the following units and who participated in Operation Just Cause: XVIII Airborne Corps; U.S. Army Special Operations Command; U.S. Army South; 7th Infantry Division (Light); 82d Airborne Division; 5th Infantry Division (M); 1st Special Operations Command; 193d Infantry Brigade; 1st Corps Support Command; 16th Military Police Brigade; 18th Aviation Brigade; 35th Signal Brigade; 7th Special Forces Group; 75th Ranger Regiment; 1st, 2d and 3d Battalions, 75th Ranger Regiment; 470th Military Intelligence Brigade; 525th Military Intelligence Brigade; 44th Medical Brigade; 1109th Signal Brigade; MTMC; and CIDC. Soldiers assigned to units not listed above will wear the shoulder sleeve insignia of the unit to which attached or the unit that had operational control. Soldiers assigned to units not listed above and not attached to or under operational control of any of the units listed above, will wear the shoulder sleeve insignia of the U.S. Army South.

(9) In the Persian Gulf from 17 January 1991 to a date to be determined for soldiers participating in Operation Desert Storm. Soldiers must have been assigned, attached, or operational control to a unit whose mission was direct support to Operation Desert Storm; they must have received imminent danger pay and been under the command and control of USAE CENTCOM. Exceptions are for Joint Task Forces Patriot Defender, Elusive Concept, and Proven Force, who are authorized to wear an SSI-FWTS even though they were not under the command and control of USAE CENTCOM.

c. How worn.

(1) *Nonsubdued.* U.S. Army organizational SSI of a wartime unit (para 27-17 b) whose SSI had been approved by HQDA may be worn at the individual's option on the right sleeve of the Army green uniform coat for all personnel. The insignia will be worn, centered, 1/2 inch below the top of the right shoulder seam. See figure 27-139.

(2) *Subdued.* The subdued SSI may be worn on the right sleeve of the temperate and hot weather BDU, the OG 107 and 507 fatigues, and the BDU and field jacket by authorized personnel as described above. The insignia will not be worn on organizational clothing.

(3) *Other services.* The Department of Navy (to include United States Marine Corps (USMC)) and Air Force do not authorize SSI. Therefore, service members who served in the designated area during the specified time but were not in the U.S. Army are not authorized to wear an SSI on their right shoulder. The only exception to this policy is for U.S. Army members who served with the USMC during World War II from 15 March 1943 through 2 September 1946.

d. For soldiers who are authorized to wear more than one SSI-FWTS. It is the soldier's choice as to which

SSI-FWTS they will wear. Soldiers may elect not to wear an SSI-FWTS. See Appendix F on how to determine which SSI-FWTS to wear.

27-18. Branch of service colors

- a. *Adjutant General Corps.* Dark blue and scarlet (cable numbers 65012 and 65006).
- b. *Air Defense Artillery.* Scarlet (cable number 65006).
- c. *Armor.* Yellow (cable number 65002).
- d. *Army Medical Specialist Corps.* Maroon and white (cable numbers 65017 and 65005).
- e. *Army Nurse Corps.* Maroon and white (cable numbers 65017 and 65005).
- f. *Aviation.* Ultra marine blue and golden orange (cable numbers 65010 and 65003).
- g. *Branch immaterial.* Teal blue and white (cable numbers 70147 and 65005.)
- h. *Cavalry.* Yellow (cable number 65002).
- i. *Chaplains.* Black (cable number 65018).
- j. *Chemical Corps.* Cobalt blue and golden yellow (cable numbers 65011 and 65001).
- k. *Civil Affairs, USAR.* Purple and white (cable numbers 65009 and 65005).
- l. *Corps of Engineers.* Scarlet and white (cable numbers 65006 and 65005).
- m. *Dental Corps.* Maroon and white (cable numbers 65017 and 65005).
- n. *Field Artillery.* Scarlet (cable number 65006).
- o. *Finance Corps.* Silver gray and golden yellow (cable numbers 65008 and 65001).
- p. *General staff.* No color assigned.
- q. *Infantry.* Light blue (cable number 65014).
- r. *Inspector General.* Dark blue and light blue (cable numbers 65012 and 65014).
- s. *Judge Advocate General's Corps.* Dark blue and white (cable numbers 65012 and 65005).
- t. *Medical Corps.* Maroon and white (cable numbers 65017 and 65005).
- u. *Medical Service Corps.* Maroon and white (cable numbers 65017 and 65005).
- v. *Military intelligence.* Oriental blue and silver gray (cable numbers 70209 and 65008).
- w. *Military Police Corps.* Green and yellow (cable numbers 65007 and 65002).
- x. *National Guard Bureau.* Dark blue (cable number 65012).
- y. *Ordnance Corps.* Crimson and yellow (cable numbers 65013 and 65002).
- z. *Quartermaster Corps.* Buff (cable number 65015).
- aa. *Signal corps.* Orange and white (cable numbers 65004 and 65005).
- ab. *Special Forces.* Jungle Green (cable number 80156).
- ac. *Staff Specialist, USAR.* Green (cable number 65007).
- ad. *The Sergeant Major of the Army.* No color assigned.
- ae. *Transportation Corps.* Brick red and golden yellow (cable numbers 65020 and 65001).
- af. *Veterinary Corps.* Maroon and white (cable numbers 65017 and 65005).
- ag. *Warrant Officers.* Brown (cable number 81056).

27-19. Branch of service scarves

Branch of Service scarves may be worn with service and utility uniforms when issued and prescribed for wear by the local commander for ceremonial occasions only.

- a. *Description.* These scarves are of a bib-type design in the following colors for wear by personnel as indicated:
 - (1) Black—Chaplain.
 - (2) Brick red—Transportation.
 - (3) Buff—Supply, Quartermaster, Supply and Service, Supply and Transportation, and Support.
 - (4) Cobalt blue—Chemical.
 - (5) Crimson—Ordnance and Maintenance.
 - (6) Dark blue—National Guard Bureau, Judge Advocate General, Inspector General and Adjutant General.
 - (7) Green—Military Police and Staff Specialist.
 - (8) Infantry Blue—Infantry.
 - (9) Jungle green—Special Forces.
 - (10) Maroon—Army Medical Specialist, Nurse, Dental, Medical, Medical Service and Veterinary Corps.
 - (11) Orange—Signal.
 - (12) Oriental blue—Intelligence.
 - (13) Purple—Civil Affairs.
 - (14) Scarlet—Artillery, Engineers and Permanent Professors, Registrar and Civilian Instructors of the US Military Academy.

- (15) Silver gray—Finance.
- (16) Teal blue—Branch immaterial.
- (17) Ultramarine blue—Aviation.
- (18) Yellow—Armor and Cavalry.
- (19) Camouflage—As determined by local commander.

b. Branch of service. Branch of service scarves will be provided without cost to all personnel when prescribed for wear.

27–20. Combat leaders identification

a. The combat leader's identification will be worn by leaders of category I (organization TOE specifies category: Armor, Infantry, Combat Engineers, Field Artillery, Air Defense Artillery, and Aviation) and category II assault helicopter units. Active Army, Army National Guard, and U.S. Army Reserve organizations, plus corps and division commanders and commanders of Category II organizations, the majority of whose subordinate elements are category I units.

b. Specific leaders in units referred to above authorized to wear the combat leader's identification are:

- (1) Commanders.
- (2) Deputy Commanders.
- (3) Platoon leaders.
- (4) Command Sergeants Major.
- (5) First Sergeants.
- (6) Platoon sergeants.
- (7) Section leaders (when so designated in TOE).
- (8) Squad leaders and tank commanders.
- (9) Rifle squad fire team leaders.

c. The combat leaders identification insignia will be a green cloth loop, 1 5/8 inches wide, worn in the middle of both shoulder loops on the Army green coat, the cold weather coat (field jacket) and on the center tab of the gortex parka. See figure 27–140.

d. Combat leaders identification will not be worn when the individual is reassigned from a command position or from an organization designated above or when taking an official photo.

27–21. Distinctive unit insignia

a. Authorization. Distinctive Unit Insignia (DUI) of a design approved by The Institute of Heraldry, U.S. Army, are authorized and prescribed for wear on the service uniforms of the echelons listed below:

- (1) *MACOM.* One design for each MACOM.
- (2) *Field armies.* One design for each field Army.
- (3) *U.S. Army Reserve Commands.* One design for each command.
- (4) *Corps.* One design for each corps.
- (5) *Division.* One design for each division.
- (6) *Separate brigades.* One design for each separate TOE brigade.
- (7) *Numbered group.* One design for each TOE numbered group.
- (8) *Color bearing regiments and separate battalions, fixed type.* One design for each regiment and separate TOE battalion.
- (9) *Battalions, flexible.* One design for each TOE battalion.
- (10) *Hospitals.* One design for each hospital.
- (11) *U.S. Army Service schools established by the Department of the Army.* One design for each service school.
- (12) *U.S. Army Training and Doctrine Command training centers.* One design for each training center.
- (13) *U.S. Army Medical Centers.* One design for each Center.
- (14) *U.S. Army Medical Department Activities.* One design for each activity.
- (15) *U.S. Army Hospital Centers.* One design for each center.
- (16) *U.S. Army Dental Activities (DENTAC).* One design for each activity.
- (17) *U.S. Army Reserve schools.* One design for all USAR schools.
- (18) *Field Operating Agencies.* One design for each activity based on the following criteria:
 - (a) An identifiable command structure.
 - (b) A valid justification in terms of units, mission, enhancement of unit morale, and degree of unit permanency.
 - (c) At least 250 military personnel assigned to the activity.
- (19) *Other organizations.* One design for each organization except U.S. Army garrison (Active and Reserve), meeting the following criteria:
 - (a) An identifiable command structure.

- (b) A valid justification in terms of unit mission, enhancement of unit morale, and degree of unit permanency.
- (c) At least 500 military personnel assigned to the organization.

(20) *Other.*

(a) Organizations not in the categories listed above that have a DUI by virtue of a previous HQDA authority are permitted to retain that DUI if it has been manufactured and worn by members of the subject organization. In each case, such insignia will be authorized for wear only after The Institute of Heraldry, U.S. Army, has determined the propriety and granted approval of the insignia.

(b) Units not authorized a DUI in their own right will wear the DUI of the command to which assigned. Those units not authorized a DUI in their own right and not assigned to a higher echelon that is authorized a DUI may, with the approval of the Army commander concerned, wear the DUI of the Army area in which located. Personnel participating in the Long Tour Management and the ROTC/Simultaneous Membership Programs will wear the DUI of the commands, units, and agencies to which attached.

(c) Personnel assigned to a joint command, DOD, or Federal agency not authorized a DUI will not wear a DUI.

b. *Approval of design.* Requests for authorization of DUI by units meeting the criteria established above will be submitted through channels with a copy of permanent orders activating the unit to Director, The Institute of Heraldry, U.S. Army, Building 15, Cameron Station, Alexandria, VA 22304-5050. The request will include three proposed mottoes if the organization requests a motto be included in the design. Once approved, no change will be made in a design of the insignia.

c. *Provisional units.* The authorization of a DUI will not be granted for provisional units.

d. *By whom worn.* When a DUI is authorized, the insignia will be worn by all assigned personnel of the organization, except general officers and the Sergeant Major of the Army. General officers may wear the DUI of their current unit of assignment on the black pullover sweater. A complete set of distinctive insignia consists of three pieces of insignia — one for each shoulder loop and one for the headgear (garrison cap or organizational beret). The procurement of distinctive insignia not approved by The Institute of Heraldry, U.S. Army, is prohibited. Approved DUIs may be purchased through the use of appropriated or nonappropriated funds.

e. *Where worn.* DUI will consist of metal or metal and enamel only. The insignia will be worn on the Army green uniform coat, the black pullover sweater and on the garrison cap by enlisted personnel. The DUI may also be worn by enlisted personnel assigned to TOE bands, selected honor guards, and other ceremonial units authorized by CTA 50-900 to wear dress uniforms as an organizational uniform.

f. *How worn.* The DUI will be worn:

(1) On the service uniform coats (not on the Army dress green) centered on the shoulder loops, and equal distance from the outside shoulder seam to the outside edge of the button, with the base of the insignia toward the outside shoulder seam, when insignia of grade is not worn on the shoulder loops. If insignia of grade is worn on the shoulder loops, the equal distance is measured from the inside edge of the insignia of grade to the outside edge of the button. See figure 27-141.

(2) By enlisted personnel centered on the left curtain of the garrison cap, 1 inch from front crease, and by those enlisted personnel authorized to wear organizational berets, centered on the organizational flash. See figures 27-3 and 27-13.

(3) Centered above the nameplate when worn on the black pullover sweater. The regimental distinctive insignia will be worn on the black pullover sweater in the same manner as the DUI by soldiers assigned to units that do not have a DUI. See figure 27-142. Chaplains will wear insignia of branch in lieu of a DUI or RDI on the black pullover sweater.

g. *Regimental distinctive insignia.*

(1) *By whom worn.* The RDI will be worn by all soldiers affiliated with a regiment.

(2) *Where worn—Male.*

(a) The RDI of the affiliated regiment/corps will be worn centered and 1/8 inch above the top of the pocket flap or 1/4 inch above unit awards or foreign badges, if worn, on the Army green, white, and blue uniforms, and the AG 415 shirt. The RDI may be worn aligned to the right when insignia is obscured by the coat lapel. See figure 27-143.

(b) The RDI of the affiliated regiment/corps will be worn on the right lapel of the Army white and blue mess uniforms. On the blue mess uniform, the RDI will be worn centered on the satin facing and 1/2 inch below the notch in the lapel. On the white mess uniform, the RDI will be worn 1/2 inch below the notch and centered on the lapel. The vertical axis of the insignia will be perpendicular to the ground. See figure 27-144.

(3) *Where worn—Female.*

(a) The RDI of the affiliated regiment/corps will be worn centered 1/2 inch above the nameplate or 1/4 inch above unit awards of foreign badges, if worn, on the Army green, blue, and white uniforms, the Army maternity tunic, and the AG 415 shirt. The RDI may be worn aligned to the right when the insignia is obscured by the coat lapel.

(b) The RDI of the affiliated regiment/corps will be worn centered on the right lapel of the blue and new version of the white mess uniforms. It will be worn with the top of the RDI aligned with the top row of miniature medals. It will be worn centered on the right side (not on the lapels) of the black and old version of the white mess uniforms between

the lapel and shoulder seam with the top of the RDI aligned with the top row of miniature medals. The vertical axis of the RDI will be perpendicular to the ground. See figure 22–2.

(4) The DUI of the assigned unit will be worn on the shoulder loops of the Army green uniform coats. If assigned and affiliated to the same regiment, all three insignia will be the same. Soldiers assigned to a unit or agency not authorized a DUI, i.e., joint command, will wear the RDI on the black pullover sweater in lieu of a DUI.

27–22. Insignia, distinguishing, “U.S. ARMY,” nametape and nameplate

a. Insignia, distinguishing, “U.S. ARMY.”

(1) *Description.* The insignia will be a woven tape of olive green cloth, 1 inch wide, with the inscription “U.S. ARMY” in black block letters 3/4 inch high. Optional purchase and wear of 1 inch wide tape with embroidered 3/4 inch block letters is authorized. The “U.S. ARMY” distinguishing insignia will be 4 1/2 inches, or extend to the edge of the pocket. The “U.S. ARMY” tape will be 4 1/2 inches in length on utility uniforms without pockets. The tan tape with spice brown lettering of the same description as above may be worn on the DBDU and Tan 380 uniforms. Both the olive green distinguishing “U.S. ARMY” insignia and nametape may continue to be worn on the DBDU when authorized by the commander issuing the uniforms. See figure 27–145.

(2) *How worn.* The “U.S. ARMY” distinguishing insignia will be worn immediately above and parallel to the top edge of the left breast pocket. When wearing the “U.S. ARMY” tape with the nametape, both will be the same length, either 4 1/2 inches or extending to the edge of the pocket flaps. The insignia will be worn on the temperate and hot weather BDU, OG 107 and 507 fatigues, BDU field jacket, and on organizational clothing when prescribed by the commander issuing the organizational clothing. The insignia will be worn in a similar position on garments with slanted or no pockets. The “U.S. ARMY” insignia will not be worn on the hospital duty and food service uniforms. The words “U.S. ARMY” will not be embroidered directly on the uniform. See figure 27–146.

b. Insignia, nametape.

(1) *Description.* The nametape will be a strip of olive green cloth, 1 inch wide with the individual’s last name in black block letters 3/4 inch in height. Last names consisting of 11 letters or more will be of Franklin gothic extra condensed print (48 point), 1/2 inch high. The nametape insignia will be 4 1/2 inches or extending to the edge of the pocket flap. The nametape will be 4 1/2 inches in length on uniforms without pockets. The tan tape with spice brown lettering of the same description as above may be worn on the DBDU and Tan 380 uniforms.

(2) *How worn.* The nametape will be worn above the top right breast pocket on the same uniforms and in the same manner as described for the “U.S. ARMY” tape. When the nametape is worn with the “U.S. ARMY” tape, both will be the same length, either 4 1/2 inches or extending to the edge of the pocket flaps. The nametape insignia will not be worn on the OG 107 parka. The nametape will be of brown cloth when the brown “U.S. ARMY” insignia is worn on the DBDU. Both the olive green “U.S. ARMY” insignia and nametape may continue to be worn on the DBDU when authorized by the commander issuing the uniforms. The last name will not be embroidered directly onto the uniform. Embroidered nametapes may be worn with woven “U.S. ARMY” insignia. See figure 27–146.

(3) *How to obtain.* Initial and replacement nametapes are provided at no cost to enlisted members and will be procured from appropriated funds. If facilities are not available at installations for inscribing and attaching nametapes, contract for such services with local vendors is authorized.

c. Nameplate.

(1) *Description.* The nameplate will be a black laminated plastic plate, 1 inch by 3 inches by 1/16 inch thick, with a white border not to exceed 1/32 inch in width. Lettering will be block type, indented white lettering, 3/8 inch in height and centered on the place. Only last names will be used. The finish may be either gloss or nongloss.

(2) How worn.

(a) Male personnel. The nameplate will be worn on the flap of the right breast pocket, centered between the top of the button and the top of the pocket on the Army green 415 shirts, the coats of the Army green, white, and blue uniforms. See illustrations in individual uniform chapters. The nameplate will be worn centered on the black patch of the black pullover sweater except when wearing the DUI. When wearing a DUI, the nameplate will be worn 1/2 inch above the bottom of the black patch with the DUI centered left to right, top to bottom above the nameplate. See figure 27–142.

(b) Female personnel. On the Army green uniform, the nameplate will be worn between 1 to 2 inches above the top button, centered horizontally on the wearer’s right side. See figure 27–147. The nameplate will be worn centered horizontally on the wearer’s right side and slightly above the top edge of the top button on the Army blue, and white uniform coats. On the AG 415 shirts, maternity tunic, hospital duty and food service pantsuits, and hospital duty dress, the nameplate is worn in a comparable position. See illustrations in individual uniform chapters. The nameplate will be worn centered on the black pullover sweater, except when wearing a DUI. When wearing a DUI, the nameplate will be worn 1/2 inch above the bottom of the black patch with the DUI centered left to right, top to bottom above the nameplate. See figure 27–142.

27–23. Aiguillette, service

a. Description. The service aiguillette is a braided gold cord, gold color nylon, or synthetic metallic gold color cord,

3/16 inch in diameter, 30 1/2 inches in length in one piece, each end equipped with a hook, one end equipped with an eye. Front part 8 1/2 inches in length, consisting of 1 1/2 inches of cord equipped with a hook, a knot 1 3/4 inches in length, a cord 2 inches in length, and a 3 inch ferrule.

b. How worn. The service aiguillette will be worn on the right side by the military aide to the president, White House social aides while on duty with the First Family, and officers designated as aides to foreign heads of state. All other aides will wear aiguillettes on the left side. The cord is placed under the arm with the hook engaging eyes on each side of the appropriate shoulder loop. The end equipped with the eye is worn to the front. The hook of the front part is engaged in the eye of the cord. See figure 27-148.

c. By whom worn. Army attaches, assistant Army attaches, and aides will wear the service aiguillette on the Army green, blue, and white uniforms with four-in-hand tie for male personnel, and the Army green, blue, and white uniforms for females when worn for informal occasions. When the black all weather coat is worn, the service aiguillette may be worn on the outside of the garment. The aiguillette will only be worn when performing duties as an aide.

27-24. Aiguillette, dress

a. Description.

(1) The front consists of the service aiguillette omitting the front part and substituting a front part 25 inches in length, with 15 inches of braiding, 2 inches from braiding to button loop and knot, knot 1 3/4 inches in length, cord 3 1/4 inches and ferrule 3 inches. Braided end is equipped with a hook.

(2) The back consisting of a braided gold cord, or gold color nylon cord, 3/16 inch in diameter, 30 1/2 inches in length, with an additional part 34 inches in length consisting of 24 inches of braiding, 2 inches from braiding to button loop and knot, knot 1 3/4 inches in length, cord 3 1/4 inches, and ferrule 3 inches, fastened to a triangular piece of brass having a hook on the inside. This hook is attached to a small strip of brass, which slips under the shoulder loop, shoulder strap, or shoulder knot. The brass strip for the shoulder strap is curved to conform to contour of shoulder 5/8 inch in width and 3 7/8 inches in length, with a rectangular opening at each end 3/8 inches in length. The brass strip for shoulder knots is 5/8 inch in width and 3 3/8 inches in length, with an extra piece fastened thereto to form a standing loop 1 inch in length to permit the flexible backing of the shoulder knot to pass through. The brass strip for the shoulder loop of the Army white mess uniform coat is the same as that used for the shoulder knot, without the standing loop.

b. How worn. The aiguillette is worn on the right side of the uniform by the Military Aide to the President, White House social aides while on duty with the First Family, and officers designated as aides to foreign heads of state. All other authorized personnel will wear aiguillettes on the left side. They are secured to the coat before opening of the brass strip, and the front part hooked into eye of service aiguillette; and the 34 inch part is passed under the arm, and the button loop of the 25 inch part is inserted through the button loop of the 34 inch part, past the button loop of the 25 inch part notch in lapel, and attached to the button under the collar. The button under the collar is attached to the body of the coat so that the knot of the 25 inch part will easily clear the notch in the lapel. The loops of the both cords will cross on the outside of the arm with front loop on top. Either gold cord or gold color nylon may be worn depending on the importance of the occasion and the individual's preference. See figure 27-149.

c. By whom worn. Army attaches, assistant Army attaches, and aides will wear the dress aiguillette with the Army blue, white and black mess and evening mess uniforms when prescribed. The dress aiguillette may be worn with the Army blue or white uniform only when wearing a black bow tie and by female personnel at formal occasions. The item will only be worn when performing duties as an aide.

d. How to obtain. Aiguillettes will be procured locally as expendable property by the organization to which the individual is assigned for supply purposes. Both a gold cord and gold color nylon cord or synthetic metallic gold color cord are authorized.

27-25. Service stripes

a. Male personnel.

(1) A golden-lite rayon embroidered diagonal stripe, 3/16 inch wide and 1 and 3/16 inches long on an Army green background which forms a 3/32 inch border around the stripe is worn on the Army green uniform.

(2) A gold colored rayon or a golden-lite rayon or nylon braid, 1/2 inch wide and of variable length, and worn on the Army blue and white dress uniforms.

b. Female personnel.

(1) The stripes are made of golden-lite rayon embroidered diagonal stripe, 1/8 inch wide and 1 1/4 inches long, on a green background, which forms a 1/16 inch border around the stripe, and is worn on the Army green uniform.

(2) A gold colored a golden-lite rayon or nylon braid, 1/4 inch wide and of variable length, and worn on the Army blue and white uniforms.

c. How worn.

(1) The service stripes will be worn centered on the outside bottom half of the left sleeve on the Army green uniform coat for male enlisted personnel and the Army green coat for female enlisted personnel. The service stripe is

placed at an angle of 45 degrees with the lower end toward the inside seam of the sleeve and placed 4 inches from the bottom of the sleeve. For each additional period of 3 years, another service stripe will be added above and parallel to the first stripe with a 1/16 inch space between stripes. See figure 27–150.

(2) Service stripes covered in a(2) and b(2) above will be worn on the Army blue and white uniforms. The service stripe will be worn centered from seam to seam on the outside bottom half of both sleeves with the first stripe sewn on an angle of 30 degrees, with the lower end inserted in the front inside seam, 1/4 inch above the cuff braid, and the upper end of the stripe inserted in the back seam of the sleeve on the Army blue, mess, and white mess uniforms and 3 inches above the bottom of the sleeve on the Army white dress uniform. Each additional stripe is spaced 1/8 inch apart and above the first stripe. See figure 27–151.

d. Service stripes. Service stripes will be worn by enlisted personnel of the Active Army, Army National Guard, and U.S. Army Reserve who have served honorably.

(1) Active Federal service as a commissioned officers, warrant officers, or enlisted personnel in the Army, Navy, Air Force, or Marine Corps.

(2) Active Reserve service creditable for retirement under Section 1332 of Title 10, US Code (as a minimum of 50 points for each year), as commissioned officers, warrant officers, or enlisted personnel in any Reserve Component of the Armed Forces including the Women's Army Auxiliary Corps.

e. One stripe is authorized for each 3 years of active Federal service, active Reserve service, or combination. There is no limit to the number of stripes worn, however, the service stripes will not cover the chevrons. Service need not have been continuous and the 10th stripe is authorized after 29 1/2 years.

27–26. Overseas service bars

a. Description of overseas service bars worn by male personnel. A golden-lite rayon bar, embroidered 3/16 inch wide 1 5/16 inches long on a green background, which forms a 3/32 inch border around the bar.

b. Description of overseas service bar worn by female personnel. A golden-lite rayon embroidered bar, 1/8 inch wide and 7/8 inch long on a green background which forms a 1/16 inch border around the bar.

c. How worn. The overseas service bar will be worn centered on the outside bottom half of the right sleeve of the Army green uniform coat for male personnel and the Army green coat by female personnel. The lower edge of the overseas service bar will be placed 1/4 inch above the sleeve braid of the coat for officer personnel and 4 inches above and parallel to the bottom of the sleeve for enlisted personnel. Each additional bar is spaced 1/16 inch above and parallel to the first bar. See figure 27–152.

d. By whom worn.

(1) One overseas service bar is authorized for wear for each period of 6 months' active Federal service as a member of U.S. Service outside CONUS from 7 December 1941 until 2 September 1946, both dates inclusive. In computing overseas service, the former territory of Alaska will be considered outside CONUS. An overseas service bar is not authorized for a fraction of a 6 month period.

(2) One overseas service bar is authorized for each period of 6 months' active federal service as a members of a U.S. Service in Korea from 27 June 1950 until 27 July 1954, both dates inclusive. Credit toward an overseas service bar is authorized for each month of active Federal service as a member of the U.S. Army serving in the designated hostile fire area in Korea from 1 April 1968 until 31 August 1973. Both the month of arrival in the hostile fire pay area and the month of departure from the hostile fire pay area will count as a whole month. When a month's credit is given for hostile fire pay, credit for a corresponding month will be given toward an overseas service bar.

(3) One overseas service bar is authorized for each period of 6 months' active Federal service as a member of a U.S. Service in Vietnam from 1 July 1958 to 28 March 1973. Both the month of arrival in Vietnam and the month of departure from Vietnam will count as a whole month for credit toward the overseas service bar. periods of TDY service in Vietnam where credit is given for hostile fire pay for 1 month may also be given credit for a corresponding month towards an award of an overseas service bar.

(4) One overseas service bar is authorized for each 6 months Federal service as a members of a U.S. Service in the Dominican Republic from 29 April 1965 to 21 September 1966, both dates inclusive.

(5) One overseas service bar is authorized for each 6 months' Federal service as a member of a U.S. Service in Laos from 1 January 1966 to 28 March 1973.

(6) One overseas service bar is authorized for each 6 months' Federal service as a member of a U.S. Service in Cambodia from 1 January 1971 until 28 March 1973. Personnel must qualify for hostile fire pay to receive credit for an overseas service bar. Both the month of arrival in the hostile fire pay area and the month of departure from the hostile fire pay area will count as a whole month.

(7) One overseas service bar is authorized for each 6 months' Federal service as a member of a U.S. Service in Lebanon from 6 August 1983 to 24 April 1984 for the two units listed in paragraph 27–17b(6). Both the month of arrival in the hostile fire pay area and the month of departure from the hostile fire pay area will count as a whole month.

(8) One overseas service bar is authorized for each 6 months' Federal service as a member of a U.S. Service in the

Persian gulf from 27 July 1987 to 1 August 1990 for Operation Earnest Will. Both the month of arrival in Operation Earnest Will and the month of departure from Operation Earnest Will will count as a whole month.

(9) One overseas service bar is authorized for each 6 months' Federal service as a member of a U.S. Service in the Persian gulf from 17 January 1991 to a date to be determined for Operation Desert Storm. Both the month of arrival in Operation Desert Storm and the month of departure from Operation Desert Storm will count as a whole month.

(10) Service in World War II, Korea, Vietnam, The Dominican Republic, Laos, Cambodia, Lebanon, Operation Earnest Will, Grenada, Operation Just Cause, and Operation Desert Storm, (as a member of a U.S. service) of periods less than 6 months' duration, which otherwise meets the requirements for the award of overseas service bars, may be combined to determine the total number of overseas service bars authorized.

e. Computation of World War II service.

(1) Service is computed between dates of departure from and arrival at a port in the United States or the boundary of CONUS. The day of departure and day of return are included. The expression "each period of 6 months' service" is interpreted to authorize wearing an overseas service bar for overseas service of various lengths performed either continuously or at intervals when the total of service equals or exceeds 6 months. Thus, an individual who serves 4 months and 10 days outside CONUS and returns there and subsequently departs from the United States to the same or another theater or country and serves an additional 1 month and 20 days is entitled to one bar. All active duty or service outside CONUS (permanent, temporary, detached, etc) will be included in computing length of service, provided that the official duty of the individual required his or her presence outside CONUS.

(2) Military personnel serving on transport vessels and on aircraft become eligible to wear the bar when their total service outside CONUS equals or exceeds 6 months.

(3) Service on the Great Lakes and in any harbor, bay, or other enclosed arm of the sea along the coast and that part of the sea which is within 3 miles of the continental limits of the United States will not be included in computing length of service required.

(4) Periods during which military personnel are absent without leave or in desertion will not be included in computing length of service required.

(5) Periods during which military personnel are in the United States on temporary duty, detached service, or leave (even though the individual is assigned overseas) will not be included in computing length of service required.

(6) Periods during which military personnel are in confinement, which result in time lost as described in the Uniform Code of Military Justice, Section 6, will not be included in computing length of service required.

27-27. Brassards

a. Brassards are used as identification to designate personnel who may be required to perform a special task or to deal with the public. Brassards will be of cloth 17 to 20 inches long, 4 inches wide, and (unless otherwise described) of colors specified. When more than one color is specified, the colors will be of equal width and will run lengthwise on the brassard. Brassards will be worn on the left sleeve of the outer garment with the bottom edge of the brassard approximately 2 inches above the elbow. See figure 27-153.

b. Current authorized brassards are—

(1) *Acting noncommissioned officers brassard.* On a dark blue background, gold color chevrons centered on the brassard. The brassard is worn by trainees or candidates acting as noncommissioned officers in schools and training centers.

(a) *Sergeant.* Three chevrons. See figure 27-154.

(b) *Corporal.* Two chevrons. See figure 27-155.

(2) *Acting officers brassard.* On an olive drab background, white stripes as indicated below, centered, and parallel with the long side. The brassard is worn by trainees or candidates acting as commissioned officers in schools and training centers.

(a) *Captain.* Three white stripes. See figure 27-156.

(b) *First Lieutenant.* Two white stripes. See figure 27-157.

(c) *Second Lieutenant.* One white stripe. See figure 27-158.

(3) *Armed Forces Police brassard.* On a black cloth background 20 inches long and 4 inches wide, with an extension of 5 11/16 inches high centered above for display of shoulder sleeve insignia. The shoulder sleeve insignia will be worn 1/2 inch below the top of the brassard. The words "Armed Forces Police" on three lines, in yellow block letters. The brassard is worn by members of armed forces police detachments while on duty. See figure 27-159.

(4) *Army Community Service brassard.* On a blue background, the Army Community Service emblem in proper colors centered over the words "ARMY COMMUNITY SERVICE" aligned vertically. The brassard is worn by military personnel, civilian employees, and volunteer personnel engaged in Army community service activities when ready identification is required. See figure 27-160.

(5) *Explosive Ordnance Disposal brassard.* On a dark blue background, a black projectile shape, point downward, and a red conventional drop bomb fimbriated in yellow. The brassard is worn by explosive ordnance disposal personnel while performing disposal activities. See figure 27-161.

(6) *Gas brassard*. On a cobalt blue background the word “GAS” in golden orange letters. The brassard is worn by personnel assigned gas duties in a theater of operations. See figure 27–162.

(7) *Geneva Convention brassard*. A red Geneva cross on white background. Worn subject to the direction of competent military authority by medical personnel exclusively engaged in the search for, collection, transport, or treatment of the wounded or sick or in the prevention of disease or by staff exclusively engaged in the administration of medical units and establishments, as well as chaplains attached to the armed forces. Veterinary units are not considered as medical units and will not wear the Geneva Convention brassards. They will wear the Veterinary Corps brassard. See figure 27–163.

(8) *Mourning brassard*. Plain black, or black crepe material. Worn on the Army uniform, at the discretion of the wearer and only when actually present at a funeral or enroute to or from the funeral. Worn by funeral escorts when and as prescribed by the Secretary of the Army. See figure 27–164.

(9) *Military Police brassard*. On a dark blue background 20 inches long and 4 1/8 inches wide, with an extension of 5 11/16 inches high centered above for display of shoulder sleeve insignia, the letters “MP” in white block letters 2 1/2 inches high on the brassard. The blue or black brassard will be worn with the Army green uniform coat or jacket or when the AG 415 shirt, black pullover sweater, black windbreaker or black all weather coat are worn as outer garments. The subdued MP brassard will be worn with the utility uniforms when performing tactical duties in the field. The subdued version has a velcro closure. The local commander may authorize wear of the non-subdued MP brassard when performing garrison law enforcement duties. The MP brassard and badge will not be worn at the same time. MP brassards are worn by MP personnel when authorized by the local commander. See figure 27–165.

(10) *Movement Control brassard*. On a brick red background, the words “MOVEMENT CONTROL” in golden yellow block letters. Worn by military movement control personnel and other designated personnel, when prescribed, in the field. See figure 27–166.

(11) *Officer of the Day brassard*. On a dark blue background the letters “OD” in yellow block letters. Worn by the Officer of the Day as designated by appropriate commanders. See figure 27–167.

(12) *Officer of the Guard brassard*. ON a dark blue background the letters “OG” in yellow block letters. Worn by the Officer of the Guard as designated by appropriate commanders. See figure 27–168.

(13) *Photographer brassard*. On an ultramarine blue background, the words “US ARMY PHOTOGRAPHER” on two lines in golden orange block letters. Worn by U.S. Army photographers when actually performing photographic duty. See figure 27–169.

(14) *Port brassard*. On a brick red background, the letters “TC” in golden yellow block letters. Worn by military personnel of the Transportation Corps when prescribed by the port or Army terminal commander. See figure 27–170.

(15) *Trainees in leadership courses brassard*. On a dark blue background, a golden yellow and dark blue “compass rose.” Worn by all students attending leadership courses. See figure 27–171.

(16) *Unit Police brassard*. On a dark blue background, the letters “UP” in yellow block letters. Worn by Army personnel other than members of the Military Police Corps while performing as unit traffic guides, courtesy patrols, security guards, and other police-type functions when prescribed by the appropriate commander. See figure 27–172.

(17) *Veterinary Corps brassard*. A green cross on a white background. Worn by members of the Veterinary Service when prescribed. See figure 27–173.

(18) *CID brassard*. White lettering (CID) on a blue background. Worn by USACIDC special agents and accredited supervisors as determined by the appropriate USACIDC commander. See figure 27–174.

27–28. Distinctive items authorized for infantry personnel

a. Cord, shoulder.

(1) *Description*. Shoulder cord of infantry blue formed by a series of interlocking square knots around a center cord.

(2) *Approval authority*. The Commanding General of the U.S. Army Infantry Center is authorized to award the shoulder cord to infantrymen who have successfully completed the appropriate training. For National Guard soldiers; commanders of divisions, separate brigades, infantry regiments, the infantry scout group, and State Adjutants General for separate infantry battalions and companies may award the shoulder cord to infantrymen who have successfully completed the appropriate training.

(3) *How worn*. The shoulder cord will be worn on the right shoulder of the Army green, blue, and white uniform coats, and the AG 415 shirts passed under the arm and over the right shoulder under the shoulder loop and secured to the button on the shoulder loop. Officer personnel will attach a 20 ligne button to the right shoulder seam 1/2 inch outside the collar edge in order to attach the cord. See figure 27–175.

(4) By whom worn.

(a) Officers and enlisted personnel of the infantry, holding an infantry PMOS, who have been awarded the Combat Infantryman badge, the Expert Infantry badge, or who have successfully completed the basic unit phase of an Army training program or equivalent.

(b) Enlisted personnel who have completed one station unit training (OSUT) resulting in the award of an infantry PMOS.

(c) Infantry officers who have graduated from the resident Infantry Officer Basic or Advanced Course.

- (d) Infantry officers who have graduated from the Infantry Officer Candidate Course (during mobilization).
- (e) Officers and enlisted personnel of the infantry, in the Reserve Components, holding an infantry PMOS.
- (5) *When worn.*

(a) During the period of assignment to an infantry regiment, brigade, separate infantry battalion, infantry company (including Headquarters and Headquarters Company of infantry division), infantry platoon, or infantry TDA unit. In addition, infantrymen assigned to infantry sections/squads within other than infantry units may wear the cord when authorized by commanders of battalion or higher level.

(b) During the period assigned for duty as an Army recruiter, advisor, ROTC instructor, and member of the Staff and Faculty of The United States Military Academy, as long as they retain their infantry PMOS.

(c) During the period of assignment at brigade or lower level in BT, AIT, or OSUT infantry units as long as they retain their infantry PMOS.

(d) Infantry OSUTS and IOBC graduates enroute to their initial follow-on infantry assignment.

(e) Soldiers enroute from an assignment where wear of the shoulder cord was authorized are permitted to wear the shoulder cord if they are being reassigned to another organization authorized wear of the cord or assigned to a separation point for discharge.

b. Insignia disk; Branch and "U.S."

(1) *Description.* A plastic disk of infantry blue, 1 1/4 inches in diameter.

(2) *Approval authority.* Same as a(2) above. The insignia will be issued without cost to enlisted personnel.

(3) *How worn.* The blue infantry disk will be worn secured beneath the branch of service and "U.S." insignia disks, with a 1/8 inch border around the insignia on the Army green, blue, and white uniforms. See figure 27-175.

(4) *By whom worn.*

(a) Enlisted personnel of the infantry, holding an infantry PMOS, who have been awarded the Combat Infantryman badge, the Expert Infantry badge, or who have successfully completed the basic unit phase of an Army training program or the equivalent.

(b) Enlisted personnel who have completed one station unit training (OSUT) resulting in the award of an infantry PMOS.

(c) Enlisted personnel of the Reserve Components holding an infantry PMOS.

(5) *Where worn.* Same as a(5) above.

c. Insignia disk, service cap.

(1) *Description.* A plastic disk of infantry blue, 1 3/4 inches in diameter.

(2) *Approval authority.* Same as a(2) above. The insignia will be issued without cost to enlisted personnel.

(3) *How worn.* The blue infantry disk will be worn secured beneath the insignia on the blue and green service caps and drill sergeant hat. See figure 27-175.

(4) *By whom worn.* Same as b(4) above.

(5) *When worn.* Same as b(5) above.

27-29. Distinctive items authorized for other than infantry personnel

a. Organizational Flash.

(1) *Description.* A shield-shaped embroidered patch with a semicircular bottom approximately 2 1/4 inches long, 1 7/8 inches wide.

(2) *Approval authority.* Color selection or color combination of the flash will be approved for each organization by The Institute of Heraldry, U.S. Army. The flash will be provided without cost to enlisted personnel.

(3) *How worn.* The flash will be sewn centered on the stiffener of the beret. See figure 27-11 and 27-12.

(4) *By whom worn.* By personnel authorized to wear one of the organizational berets.

b. Airborne background trimming.

(1) *Description.* An oval shaped embroidered device of distinctive colors, 1 3/8 inches in height and 2 1/4 inches in width.

(2) *Approval authority.* Background trimming is authorized for wear with the parachutist or air assault badge. Subject to the approval of The Institute of Heraldry, U.S. Army, a background trimming is authorized for organizations designated "Airborne or Air Assault" by HQDA. When a background trimming has been authorized, such background trimming will be worn by all personnel of an airborne designated organization who have been awarded one of the parachutist badges or by personnel in an organization designated air assault who have been awarded the air assault badge. Only one background trimming will be worn. Appropriated funds will be used to provide enlisted personnel with the background trimming without cost. Background trimming may also be purchased through use of nonappropriated funds if appropriated funds are not available.

(3) *How worn.* The trimming will be worn beneath any of the authorized parachutist or air assault badges on the Army green coats and AG 415 shirts. The basic portion of the badge will be centered on the background trimming. However, the wreath and star on the master and senior parachutist wings will project slightly above the background trimming. The bottom edge of the trimming will be worn 1/4 inch above ribbons or 1/4 inch above the pocket seam

when ribbons are not worn. When background trimming and the authorized badge is worn on the pocket flap of male green uniforms, the space between the seam of the pocket flap and the top of the background trimming, wreath, or star, will be 1/8 inch. When background trimming and the authorized badge are worn on the coat of the female Army green uniform and the tunic of the maternity uniform, the bottom edge of the background trimming will be worn 1/4 inch above the ribbons. When worn below ribbons, the top of the background trimming will be 1/4 inch below the bottom ribbon row. See figure 27-176.

(4) *By whom worn.* By all personnel of an organization authorized a background trimming who have been awarded one of the parachutist or air assault badges.

c. Airborne insignia.

(1) *Description.* A white parachute and glider on a blue disk, with a red border, approximately 2 1/4 inches in diameter.

(2) *By whom worn.*

(a) All personnel assigned to the 101st Airborne (Air Assault) Division.

(b) Qualified airborne personnel detailed as Army recruiters.

(c) Qualified airborne personnel assigned duty at brigade or lower level at IET.

(d) Qualified airborne personnel assigned to a designated TOE/TDA airborne position in nonairborne units who are on jump status.

(3) *How worn.* There are two different designs of this insignia. Officers will wear the airborne insignia designed with the glider facing forward when the insignia is worn centered on the right curtain of the garrison cap, 1 inch from the front crease. Enlisted personnel will wear the airborne insignia designed with the glider facing forward when the insignia is worn centered on the left curtain of the garrison cap, 1 inch from the front crease. Soldiers authorized to wear this insignia are also authorized to wear bloused trousers or slacks with the black combat boots. See figures 27-2 and 27-4.

d. Cord, shoulder, marksmanship.

(1) *Description.* A blue cord 3/16 inch in diameter bearing at 9/16 inch intervals a serrated band composed of 1/16 inch white, 1/16 inch red, 1/16 inch white; the overall length of the shoulder cord not to exceed 52 inches (includes double cord).

(2) *By whom worn.* All personnel assigned to the U.S. Army Marksmanship Unit and subordinate Marksmanship Training Units. The shoulder cord will be issued at not cost to the individual.

(3) *How worn.* The shoulder cord will be worn on the right shoulder of the Army green uniform coats, passed under the arm and over the right shoulder under the shoulder loops and secured to the button on the shoulder loop.

(4) *When worn.* During the period of assignment to the U.S. Army Marksmanship Unit or to the Marksmanship Training Units. Personnel who are transferred from these units will not be authorized to wear the shoulder cord. Those personnel in an attached or TDY status with these units will not be authorized to wear the shoulder cord.

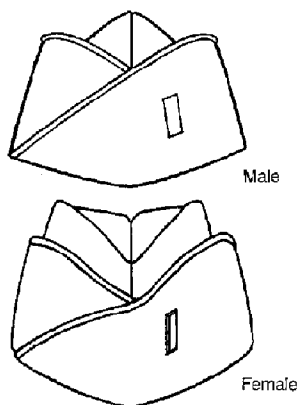
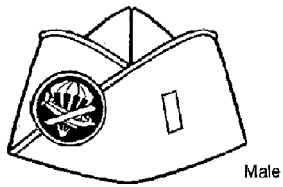
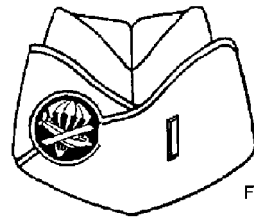


Figure 27-1. Garrison cap, officer insignia

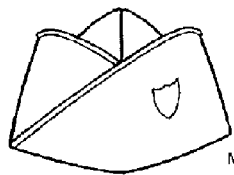


Male

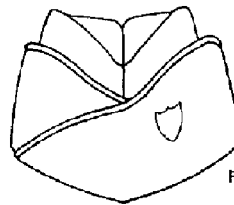


Female

Figure 27-2. Garrison cap, officer, airborne insignia




Male

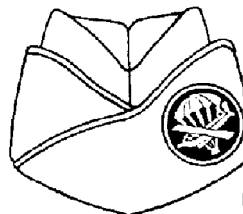


Female

Figure 27-3. Garrison cap, enlisted, DUI



Male



Female

Figure 27-4. Garrison cap, enlisted, airborne



Figure 27-5. Service cap insignia, commissioned officer, male



Figure 27-6. Service cap insignia, warrant officer, male



Figure 27-7. Service cap insignia, Sergeant Major of the Army



Figure 27-8. Service cap insignia, commissioned officer, female



Figure 27-9. Service cap insignia, enlisted, male



Figure 27-10. Service cap insignia, enlisted, female

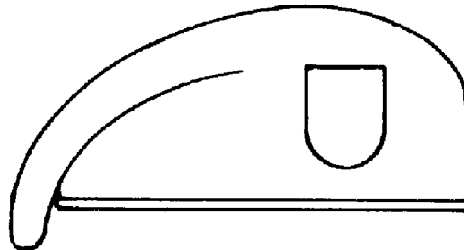


Figure 27-11. Organizational beret with flash

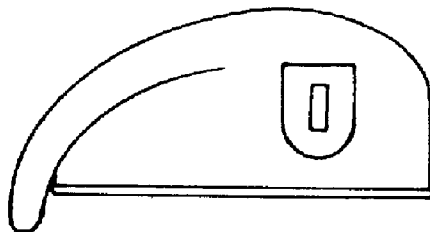


Figure 27-12. Organizational beret with flash, officer

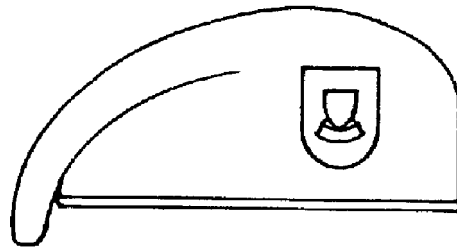


Figure 27-13. Organizational beret with flash, enlisted



Figure 27-14. Organizational baseball cap, enlisted



Figure 27-15. Helmet cover with rank insignia




Figure 27-16. Helmet insignia, MP

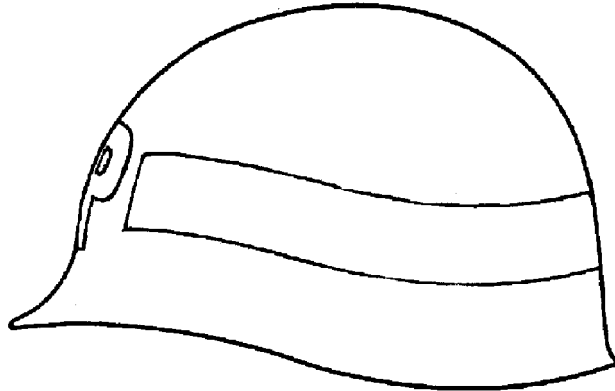


Figure 27-17. Helmet insignia, MP division unit




Figure 27-18. Helmet insignia, MP corps unit

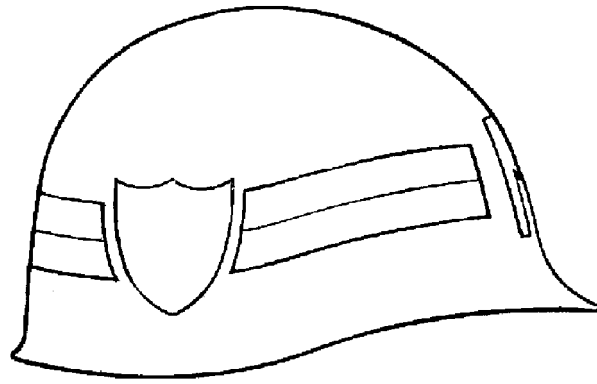


Figure 27-19. Helmet insignia, MP Army unit

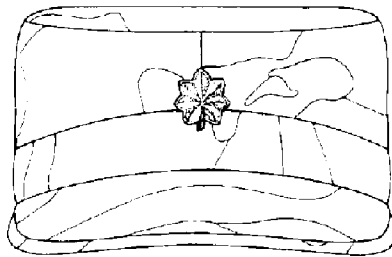


Figure 27-20. BDU cap insignia, officer

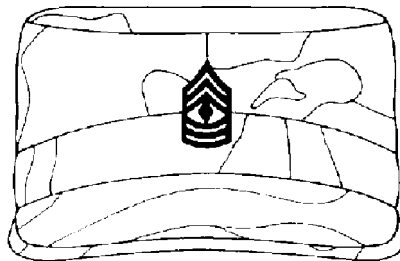


Figure 27-21. BDU cap insignia, enlisted

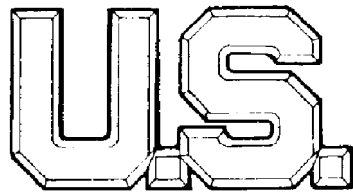


Figure 27-22. "U.S." insignia, officer

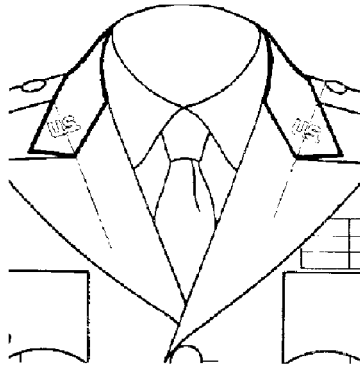


Figure 27-23. Wear of "U.S." insignia, officer, male

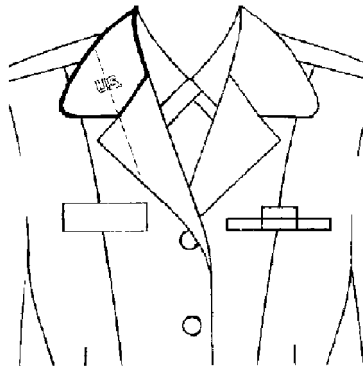


Figure 27-24. Wear of "U.S." insignia, officer, female, Army blue and white uniforms




Figure 27-25. Wear of "U.S." insignia, officer, female, Army green uniform




Figure 27-26. "U.S." insignia, enlisted




Figure 27-27. Wear of "U.S." insignia, enlisted, male

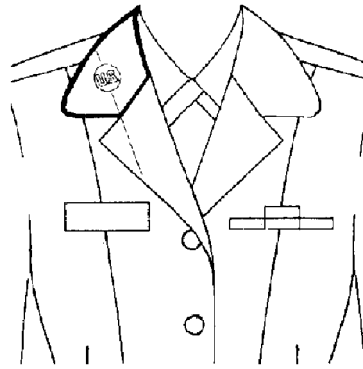


Figure 27-28. Wear of "U.S." insignia, enlisted, female, Army blue and white uniforms




Figure 27-29. Wear of "U.S." insignia, enlisted, female, Army green uniform

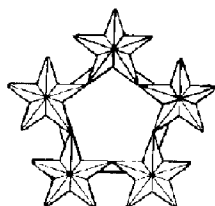


Figure 27-30. Insignia of grade, General of the Army



Figure 27-31. Insignia of grade, General



Figure 27-32. Insignia of grade, Lieutenant General

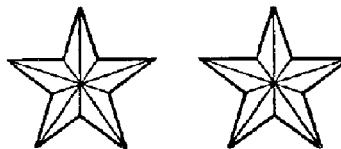


Figure 27-33. Insignia of grade, Major General




Figure 27-34. Insignia of grade, Brigadier General



Figure 27-35. Insignia of grade, General of the Army, on shoulder loop

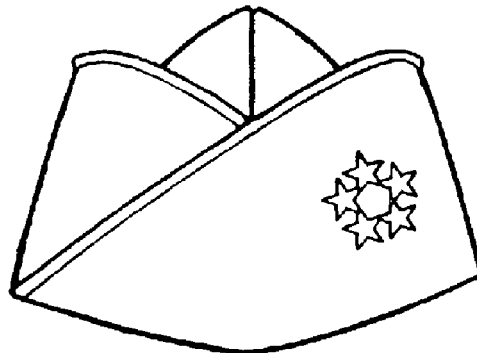


Figure 27-36. Insignia of grade, General of the Army, on garrison cap




Figure 27-37. Insignia of grade, other general officers, on shoulder loop




Figure 27-38. Insignia of grade, other general officer, on utility shirt collar

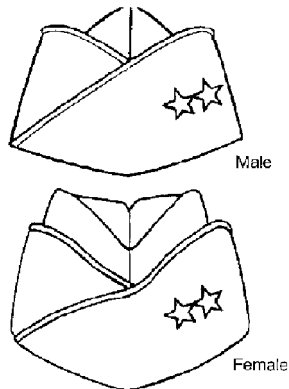


Figure 27-39. Insignia of grade, other general officers, on garrison cap





Figure 27-40. Insignia of grade, Colonel




Figure 27-41. Insignia of grade, Lieutenant Colonel (silver)




Figure 27-42. Insignia of grade, Major (gold)

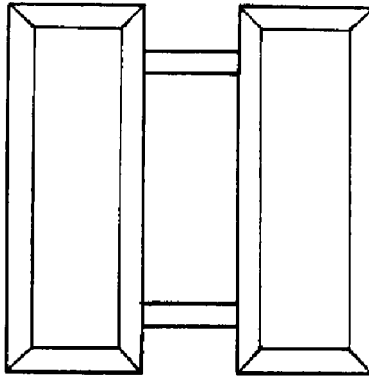


Figure 27-43. Insignia of grade, Captain

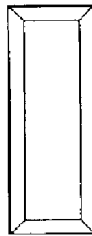


Figure 27-44. Insignia of grade, First Lieutenant




Figure 27-45. Insignia of grade, Second Lieutenant (gold)



Figure 27-46. Insignia of grade, Chief warrant officer 5 and Master warrant officer 4



Figure 27-47. Insignia of grade, Chief Warrant Officer 4



Figure 27-48. Insignia of grade, Chief Warrant Officer 3




Figure 27-49. Insignia of grade, Chief Warrant Officer 2




Figure 27-50. Insignia of grade, Warrant Officer 1




Figure 27-51. Insignia of grade, other officers on shoulder loops




Figure 27-52. Insignia of grade, subdued, other officers on utility shirt collar

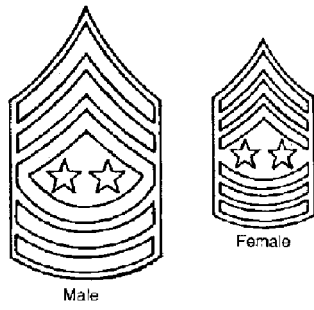


Figure 27-53. Insignia of grade, Sergeant Major of the Army

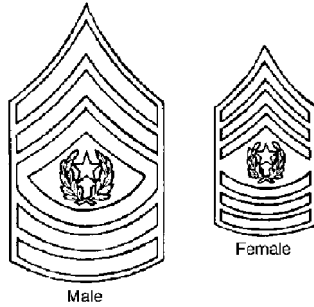


Figure 27-54. Insignia of grade, Command Sergeant Major

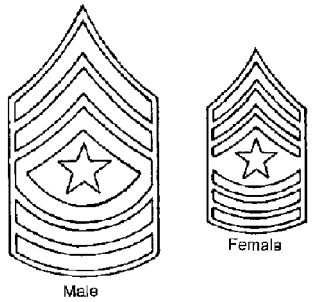


Figure 27-55. Insignia of grade, Sergeant Major

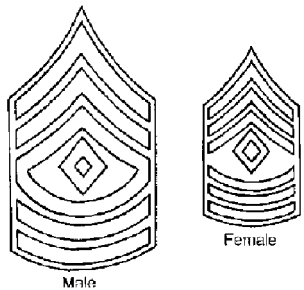


Figure 27-56. Insignia of grade, First Sergeant

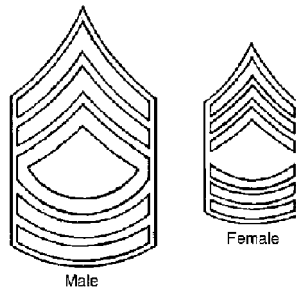


Figure 27-57. Insignia of grade, Master Sergeant

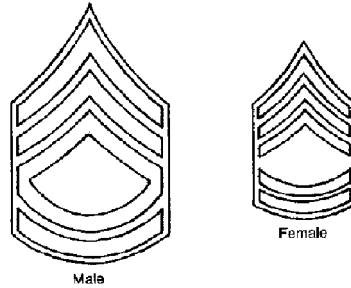


Figure 27-58. Insignia of grade, Sergeant First Class

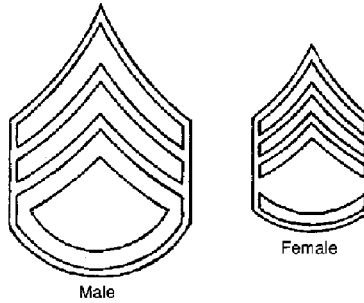


Figure 27-59. Insignia of grade, Staff Sergeant

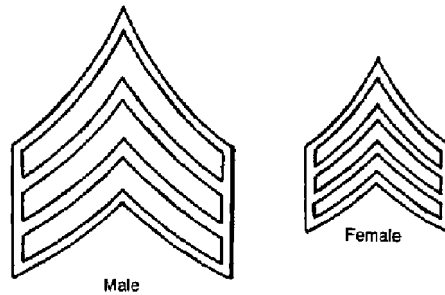


Figure 27-60. Insignia of grade, Sergeant

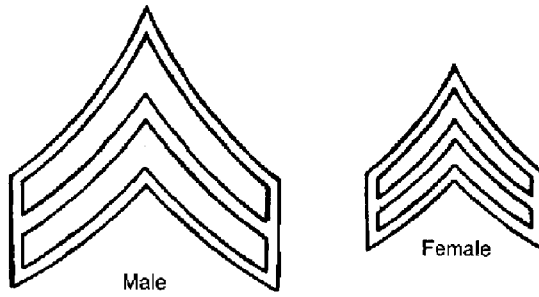


Figure 27-61. Insignia of grade, Corporal

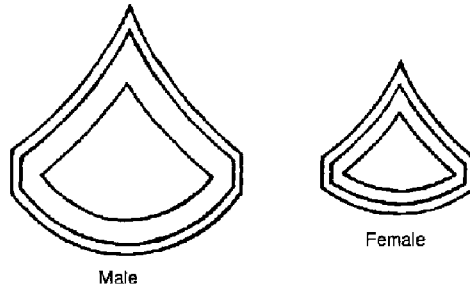


Figure 27-62. Insignia of grade, Private First Class

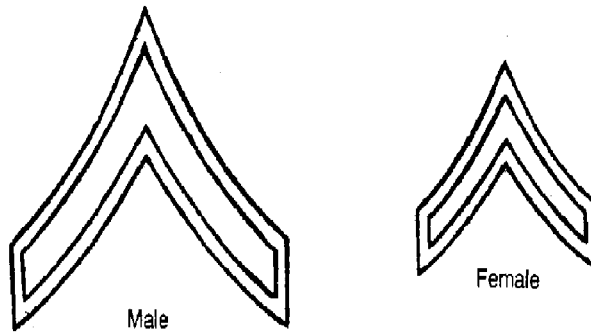


Figure 27-63. Insignia of grade, Private, E2

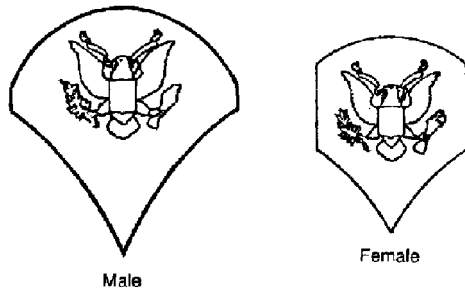


Figure 27-64. Insignia of grade, Specialist

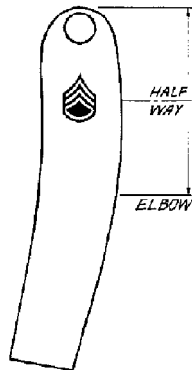


Figure 27-65. Wear of sew-on insignia of grade, enlisted

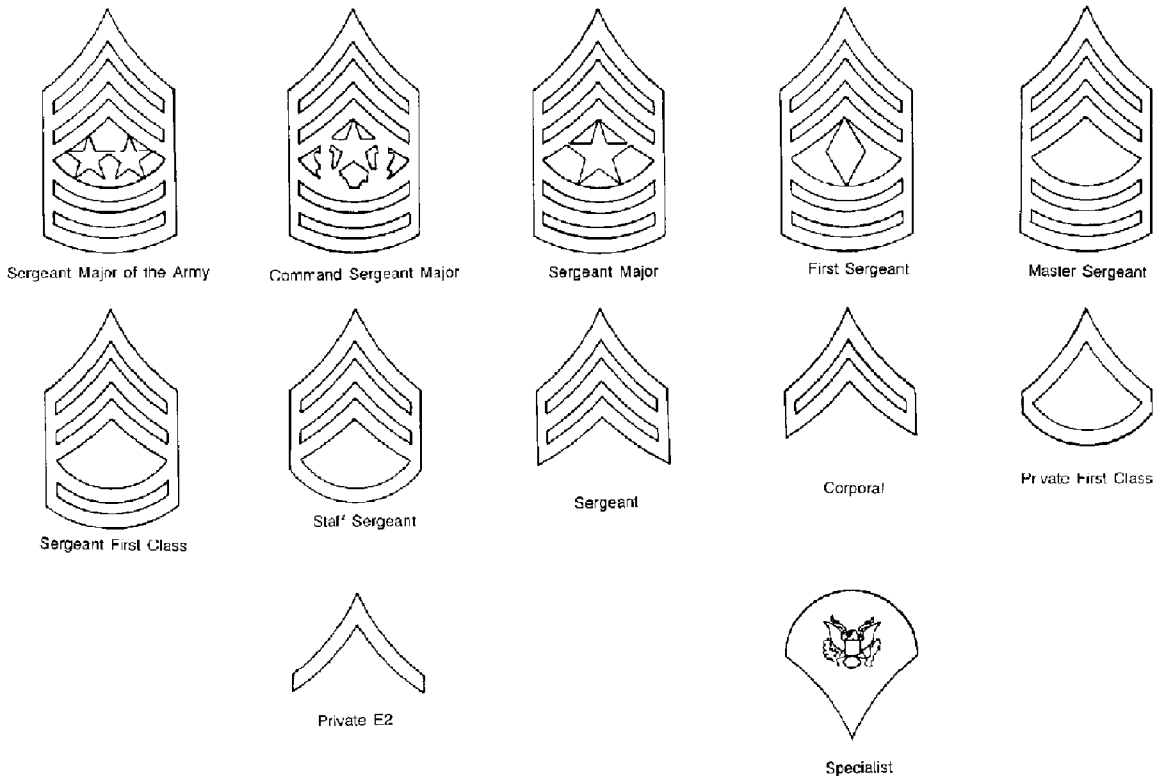


Figure 27-66. Pin-on insignia of grade, enlisted

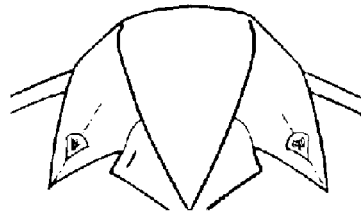


Figure 27-67. Wear of polished pin-on insignia of grade on collars



Figure 27-68. Wear of subdued pin-on and embroidered insignia of grade on collars

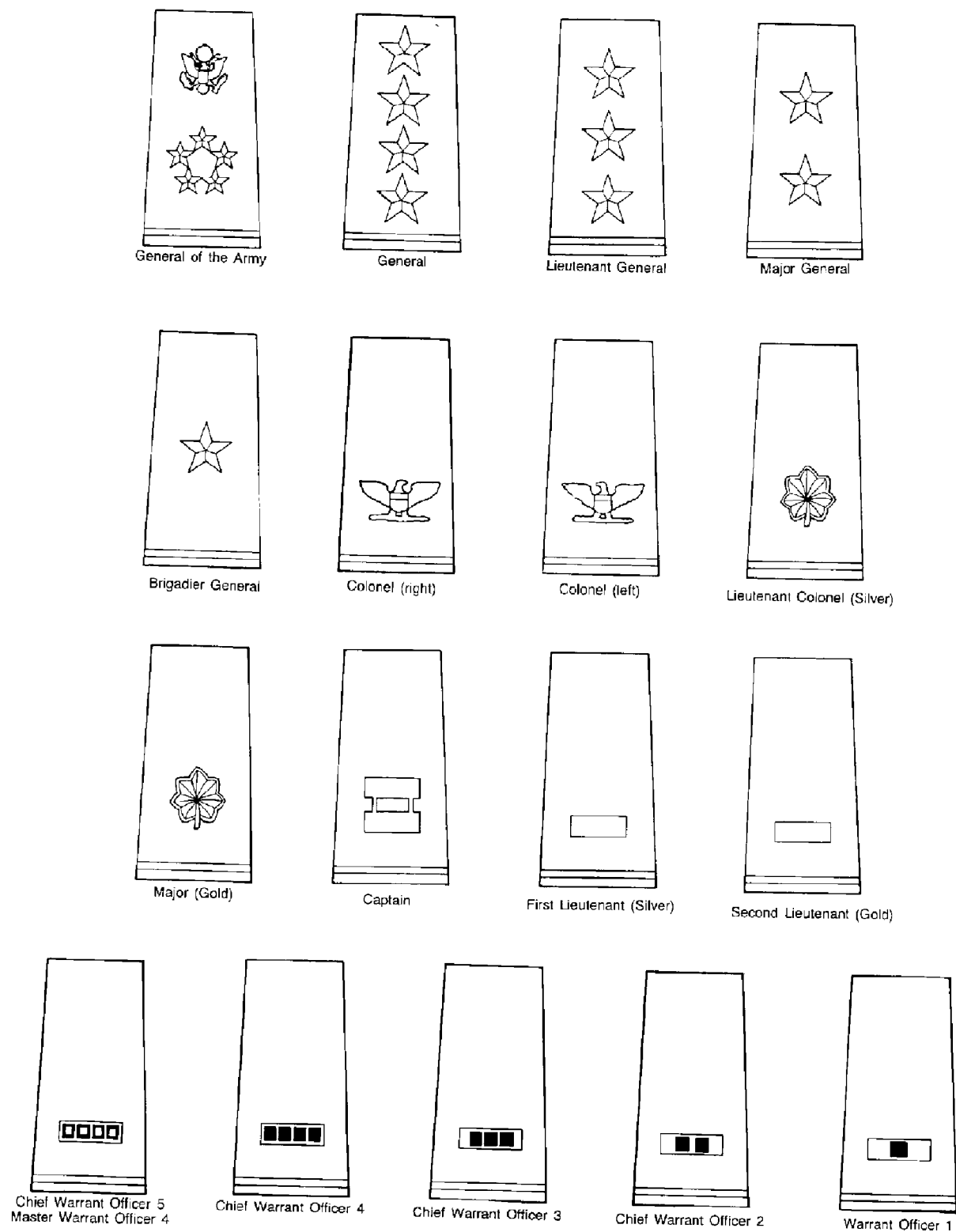





Figure 27-69. Shoulder marks, officer



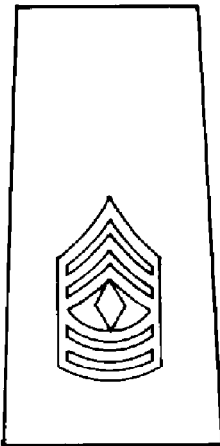
Sergeant Major of the Army




Command Sergeant Major



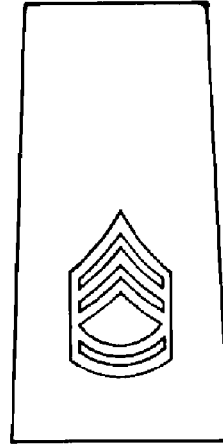
Sergeant Major




First Sergeant




Master Sergeant




Sergeant First Class



Staff Sergeant

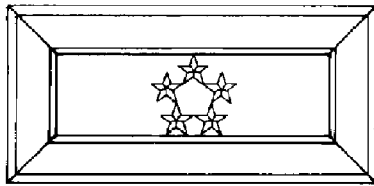


Sergeant




Corporal


Figure 27-70. Shoulder marks, enlisted




General of the Army




Colonel



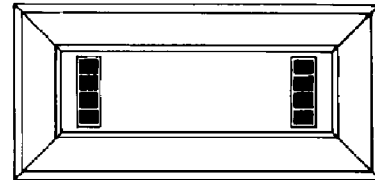
Chief Warrant Officer 5
Master Warrant Officer 4




General




Lieutenant Colonel (Silver)



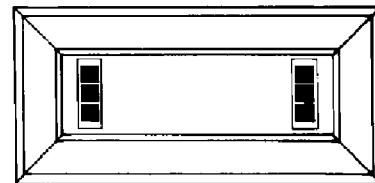
Chief Warrant Officer 4




Lieutenant General



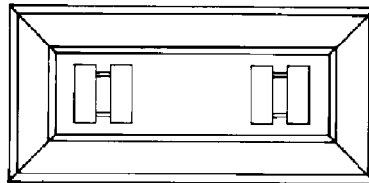
Major (Gold)




Chief Warrant Officer 3



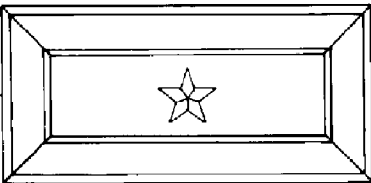
Major General




Captain




Chief Warrant Officer 2




Brigadier General



First Lieutenant (Silver)




Warrant Officer 1




Second Lieutenant (Gold)

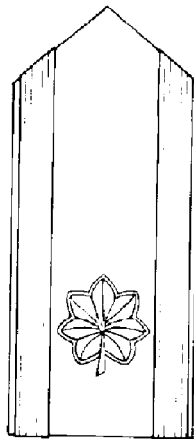
Figure 27-71. Shoulder straps




Colonel (right)



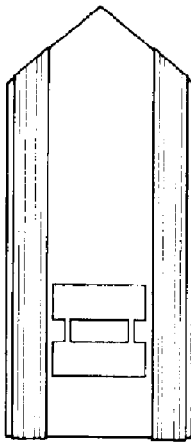
Colonel (left)



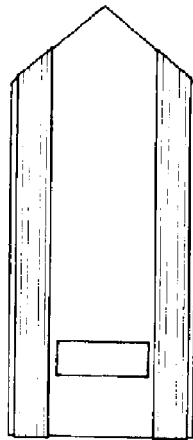
Lieutenant Colonel (Silver)




Major (Gold)




Captain



First Lieutenant (Silver)



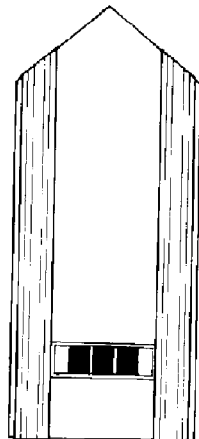
Second Lieutenant (Gold)



Chief Warrant Officer 5
Master Warrant Officer 4



Chief Warrant Officer 4



Chief Warrant Officer 3



Chief Warrant Officer 2



Warrant Officer 1

Figure 27-72. Shoulder boards

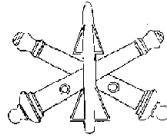


Officer



Enlisted

Figure 27-73. Insignia of branch, Adjutant General's Corps

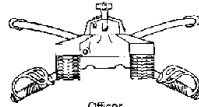


Officer

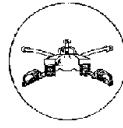


Enlisted

Figure 27-74. Insignia of branch, Air Defense Artillery



Officer



Enlisted

Figure 27-75. Insignia of branch, Armor




Figure 27-76. Insignia of branch, Army Medical Specialist Corps, officer



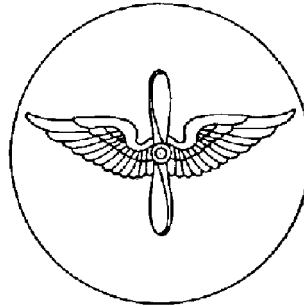
Figure 27-77. Insignia of branch, Army Nurse Corps, officer



Figure 27-78. Collar insignia, Command Sergeant Major

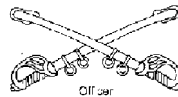


Officer

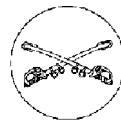


Enlisted

Figure 27-79. Insignia of branch, Aviation



Officer



Enlisted

Figure 27-80. Collar insignia, Cavalry

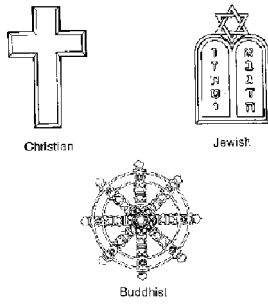


Figure 27-81. Insignia of branch, Chaplain, officer


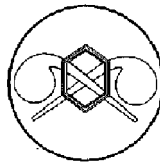


Figure 27-82. Collar insignia, Chaplain Assistant, enlisted



Officer



Enlisted

Figure 27-83. Insignia of branch, Chemical Corps




Officer



Enlisted

Figure 27-84. Insignia of branch, Civil Affairs



Officer



Enlisted

Figure 27-85. Insignia of branch, Corps of Engineers



Figure 27-86. Insignia of branch, Dental Corps, officer

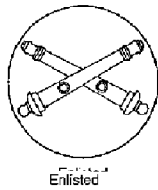
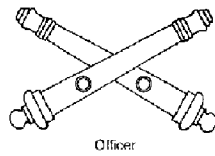


Figure 27-87. Insignia of branch, Field Artillery

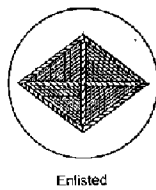
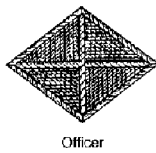
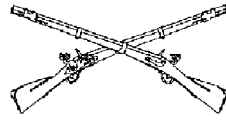


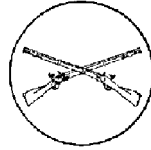
Figure 27-88. Insignia of branch, Finance Corps



Figure 27-89. Insignia of branch, General Staff, officer



Officer

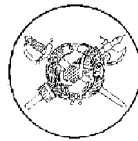


Enlisted

Figure 27-90. Insignia of branch, Infantry



Officer



Enlisted

Figure 27-91. Insignia of branch, Inspector General Corps



Officer



Enlisted

Figure 27-92. Insignia of branch, Judge Advocate General's Corps



Officer




Enlisted

Figure 27-93. Insignia of branch, Medical Corps



Figure 27-94. Insignia of branch, Medical Service Corps, officer

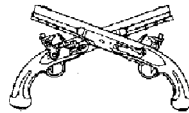


Officer



Enlisted

Figure 27-95. Insignia of branch, Military Intelligence



Officer

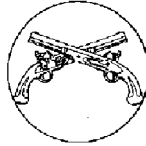


Figure 27-96. Insignia of branch, Military Police Corps






Figure 27-97. Insignia of branch, National Guard Bureau, officer



Officer



Enlisted

Figure 27-98. Insignia of branch, Ordnance Corps



Figure 27-99. Insignia of branch, Psychological Operations, enlisted

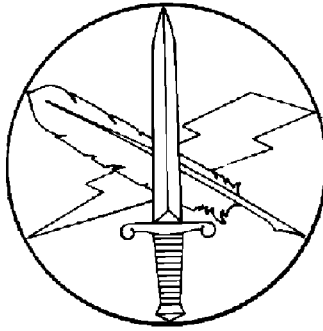


Figure 27-99.1. Insignia of branch, Public Affairs, enlisted



Officer




Enlisted

Figure 27-100. Insignia of branch, Quartermaster Corps



Officer



Enlisted

Figure 27-101. Insignia of branch, Signal Corps


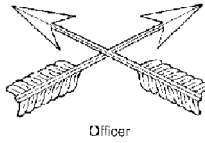


Figure 27-102. Insignia of branch, Staff Specialist, ARNG/USAR, officer



Officer



Enlisted

Figure 27-103. Insignia of branch, Special Forces


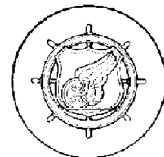


Figure 27-104. Collar insignia, Sergeant Major of the Army



Officer



Enlisted

Figure 27-105. Insignia of branch, Transportation Corps



Figure 27-106. Insignia of branch, Veterinary Corps, officer



Figure 27-107. Insignia of branch, Warrant Officer

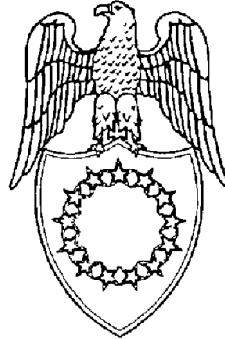


Figure 27-108. Insignia for Aides to the President of the United States

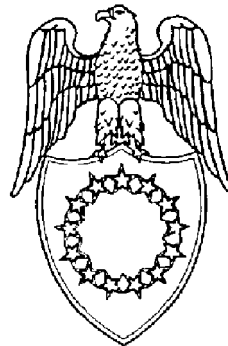


Figure 27-109. Insignia for Aides to the Vice-President of the United States




Figure 27-110. Insignia for Aides to the Secretary of Defense




Figure 27-111. Insignia for Aides to the Secretary of the Army




Figure 27-112. Insignia for Aides to the Under Secretary of the Army



Figure 27-113. Insignia for Aides to the Chairman, Joint Chiefs of Staff



Figure 27-114. Insignia for Aides to the Vice Chairman, Joint Chiefs of Staff



Figure 27-115. Insignia for Aides to the Chief of Staff of the Army



Figure 27-116. Insignia for Aides to the Vice Chief of Staff of the Army




Figure 27-117. Insignia for Aides to a General of the Army



Figure 27-118. Insignia for Aides to a General




Figure 27-119. Insignia for Aides to a Lieutenant General




Figure 27-120. Insignia for Aides to a Major General




Figure 27-121. Insignia for Aides to a Brigadier General

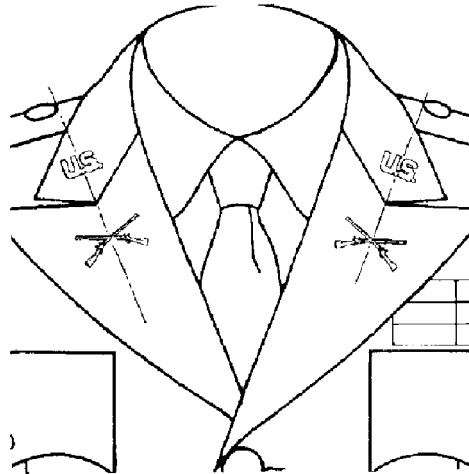


Figure 27-122. Wear of insignia of branch on the Army green, blue and white uniforms, male officers

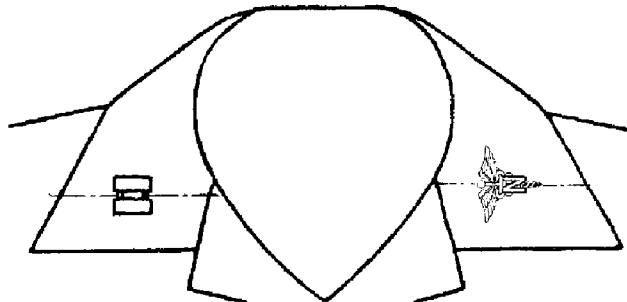


Figure 27-123. Wear of insignia of branch on the hospital duty uniform




Figure 27-124. Wear of chaplain insignia on the AG 415 shirt




Figure 27-125. Wear of insignia of branch on the Army green, blue, and white uniforms, male, enlisted




Figure 27-126. Wear of insignia of branch on the Army blue and white uniforms, female, officer




Figure 27-127. Wear of insignia of branch on the Army green uniform, female, officer




Figure 27-128. Wear of insignia of branch on the Army blue and white uniforms, female, enlisted




Figure 27-129. Wear of insignia of branch on the Army green uniform, female, enlisted




Figure 27-130. U.S. Military Academy staff personnel insignia



Figure 27-131. Officer candidate insignia




Figure 27-132. Wear of officer candidate insignia on coat lapels

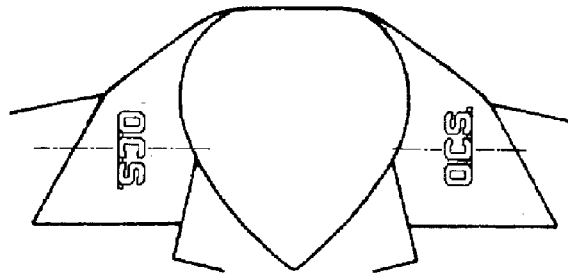


Figure 27-133. Wear of officer candidate insignia on shirt collars




Figure 27-134. Wear of officer candidate insignia on garrison cap

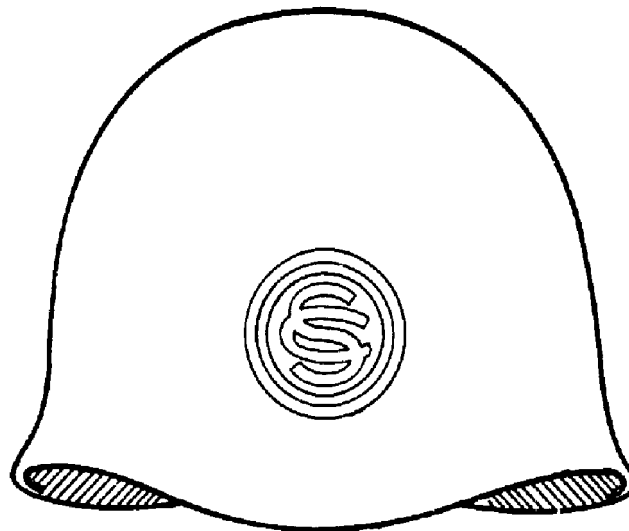


Figure 27-135. Wear of officer candidate insignia on helmet liner




Figure 27-136. Wear of officer candidate scarf




Figure 27-137. Warrant officer candidate insignia




Figure 27-138. Wear of shoulder sleeve insignia, current organization




Figure 27-139. Wear of shoulder sleeve insignia, former wartime organization




Figure 27-140. Wear of combat leaders identification on shoulder loops

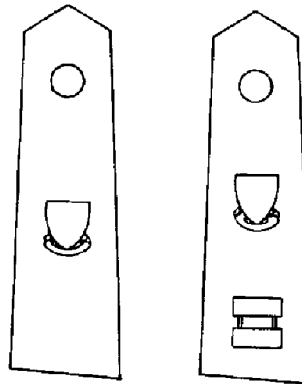


Figure 27-141. Wear of distinctive unit insignia on shoulder loops




Figure 27-142. Wear of distinctive unit insignia/regimental distinctive insignia on black pullover sweater




Figure 27-143. Wear of regimental distinctive insignia on Army green, blue and white uniforms




Figure 27-144. Wear of regimental distinctive insignia on the Army blue and white mess uniforms, male

U.S. ARMY

Figure 27-145. Insignia, distinguishing, "U.S. ARMY"



Figure 27-146. Wear of "U.S. ARMY" distinguishing tape and nametape




Figure 27-147. Wear of nameplate on Army green uniform, female

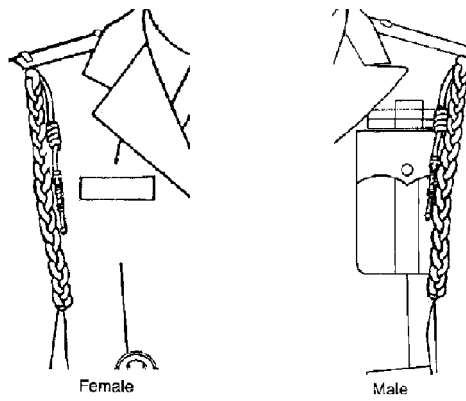


Figure 27-148. Wear of service aiguillettes

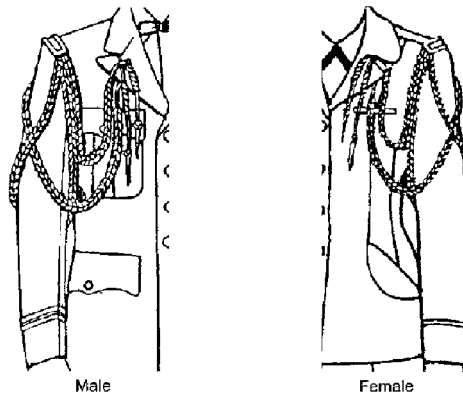


Figure 27-149. Wear of dress aiguillettes

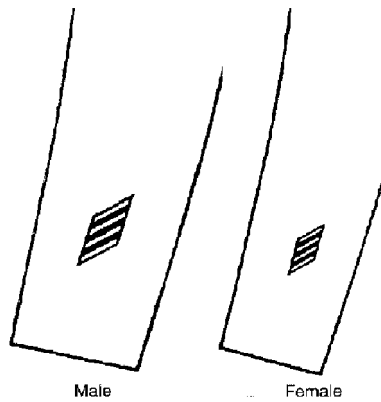


Figure 27-150. Wear of service stripes

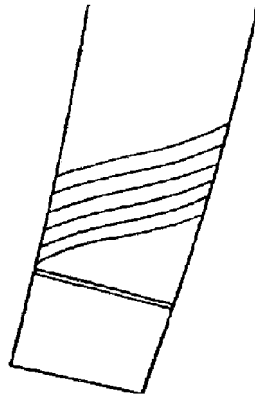


Figure 27-151. Wear of service stripes on Army blue and white uniforms, enlisted

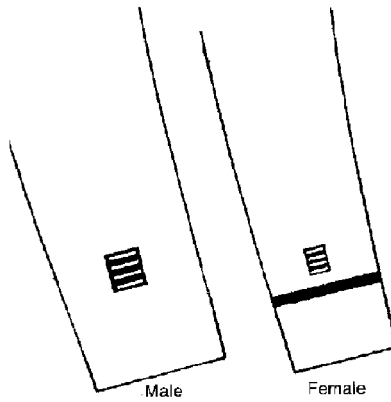


Figure 27-152. Wear of overseas service bars

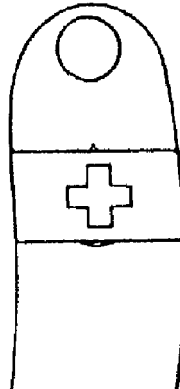


Figure 27-153. Wear of brassards

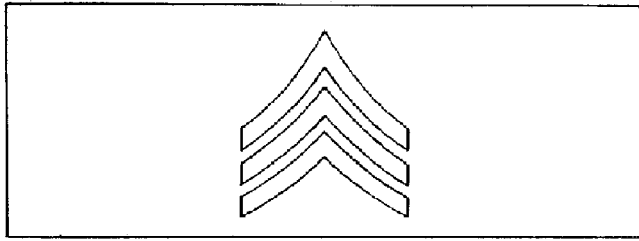


Figure 27-154. Brassard, sergeant

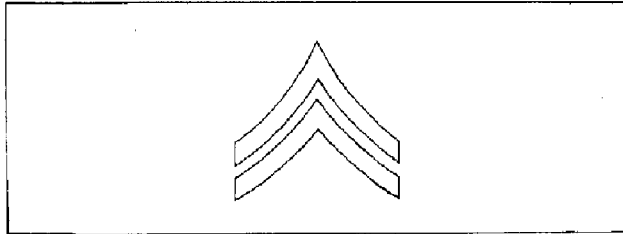


Figure 27-155. Brassard, corporal




Figure 27-156. Brassard, captain

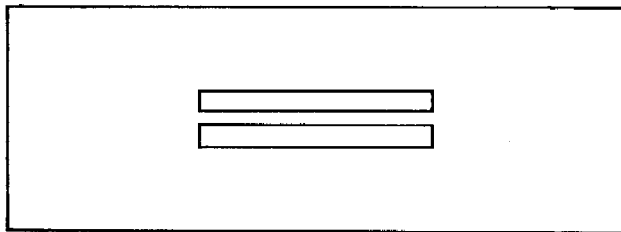


Figure 27-157. Brassard, first lieutenant

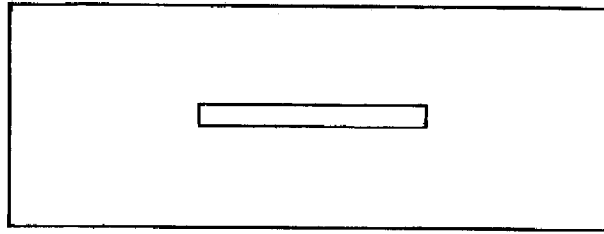


Figure 27-158. Brassard, second lieutenant

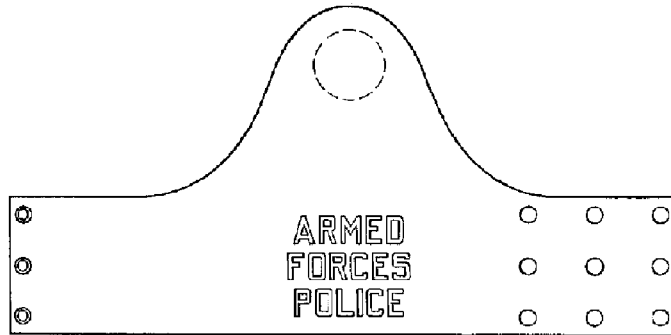


Figure 27-159. Brassard, armed forces police




Figure 27-160. Brassard, Army community service

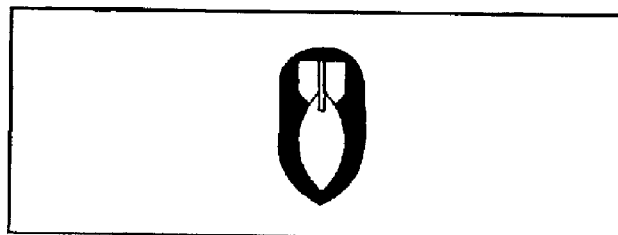


Figure 27-161. Brassard, explosive ordnance disposal



Figure 27-162. Brassard, gas

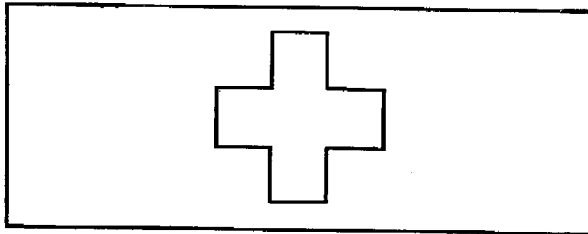


Figure 27-163. Brassard, Geneva Convention



Figure 27-164. Brassard, mourning

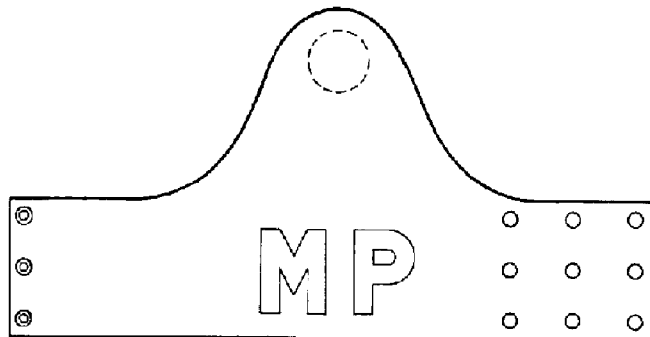


Figure 27-165. Brassard, military police




Figure 27-166. Brassard, movement control

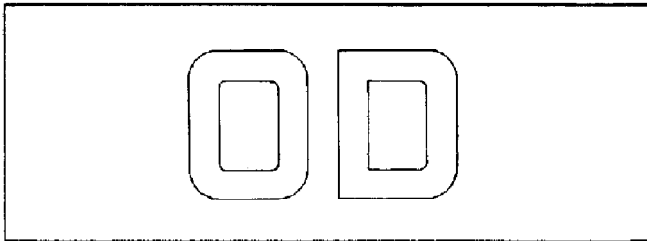


Figure 27-167. Brassard, Officer of the Day



Figure 27-168. Brassard, Officer of the Guard

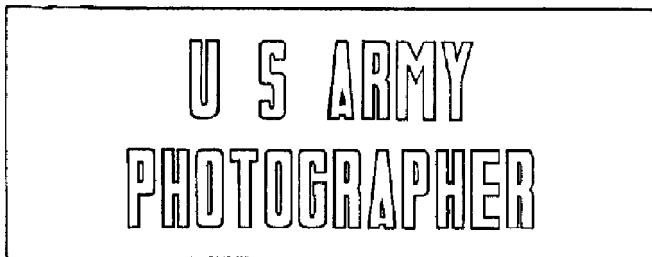


Figure 27-169. Brassard, photographer

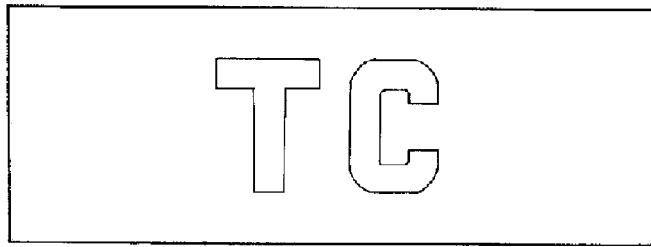


Figure 27-170. Brassard, port

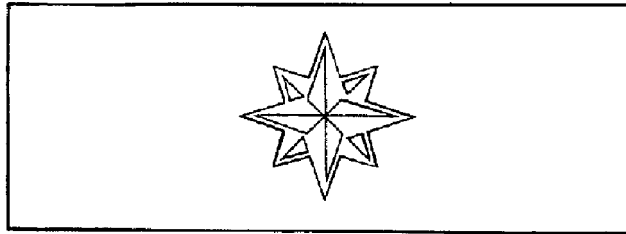


Figure 27-171. Brassard, trainee in leadership position




Figure 27-172. Brassard, unit police

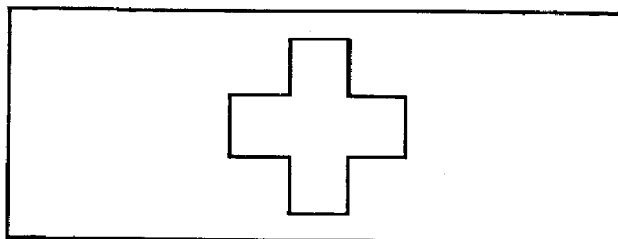


Figure 27-173. Brassard, Veterinary Corps

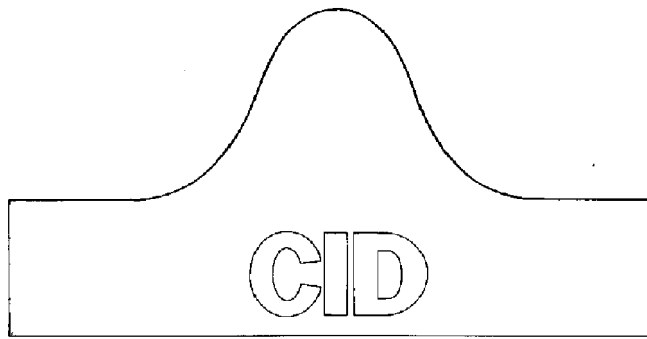


Figure 27-174. Brassard, CID




Figure 27-175. Distinctive items authorized for infantry personnel

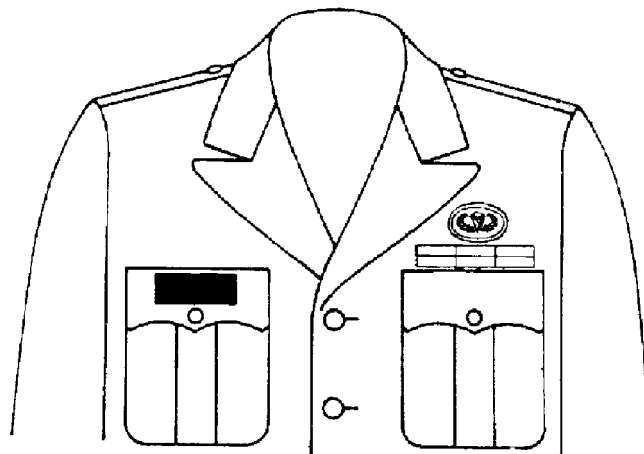


Figure 27-176. Wear of airborne background trimming

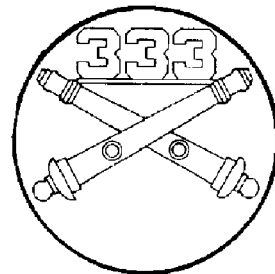
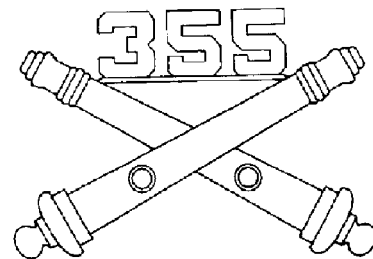
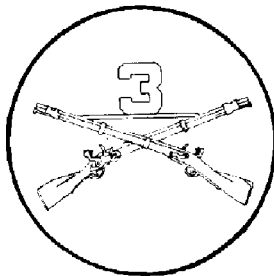

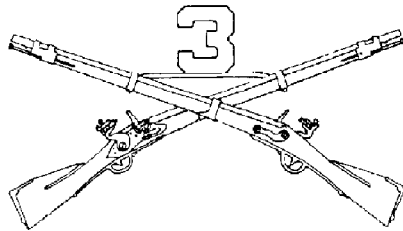
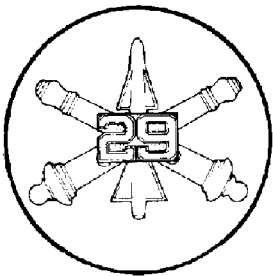
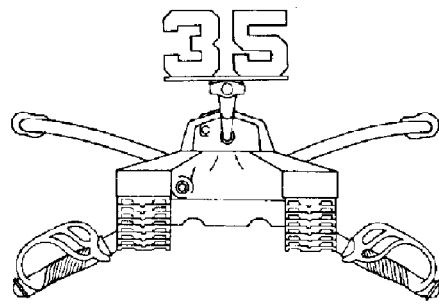
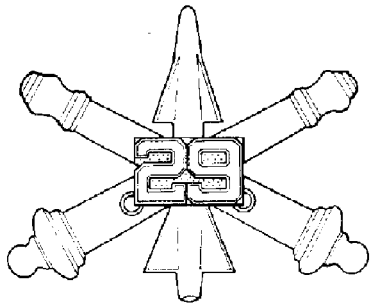


Figure 27-177. Regimental numbers attached to insignia

Chapter 28

Wearing Decorations, Service Medals, Badges, Unit Awards, and Appurtenances

28-1. General

This chapter covers the decorations, medals, badges, unit awards and appurtenances, both U.S. and foreign, that are authorized for wear on the Army uniforms. The term “awards” is an all inclusive term covering any decoration, medal, badge, ribbon, or appurtenance bestowed on an individual or unit. The term is used throughout this chapter. The term “ribbon” is an all inclusive term used throughout this chapter covering that portion of the suspension ribbon of a service medal or decoration worn instead of the service medal or decoration and made in the form of a ribbon bar, 1 3/8 inches long by 3/8 inches wide. Also included are the service and training ribbons.

28-2. Authorization

AR 672-5-1 provides the authorization and qualifying criteria for the U.S. decorations, service medals, badges, unit awards, and appurtenances worn on the Army uniform.

28-3. When wearing of awards is authorized.

- a. Commanders may require the wear of awards on the following occasions:
 - (1) Parades, reviews, inspections, and funerals.
 - (2) Ceremonial and social occasions.
- b. Awards may be worn at the option of the wearer when not prohibited during normal duty hours and may also be worn on the appropriate uniforms when off duty (See para 28-4.) Personnel are encouraged to wear authorized awards on the class A service, dress, and mess uniforms.
- c. Awards may be worn by all soldiers on the class B uniform at the wearer’s option during duty hours and when off duty.

28-4. When wearing of awards is prohibited.

Wearing of awards is prohibited on the following occasions:

- a. On any uniform other than authorized in this regulation. See Section 704, Title 18, United States Code, for penalty for unauthorized wear.
- b. By officers when suspended from rank or command.
- c. By enlisted personnel while serving a sentence of confinement.
- d. When wearing civilian clothing except for civilian awards, lapel buttons, or rosettes intended for wear with civilian clothing. Soldiers may wear miniature medals on formal civilian attire at formal social functions when wearing the Army uniform would be inappropriate or not authorized.

28-5. Order of precedence by category of medal

The following lists indicate the order of precedence by category when medals from two or more categories are worn at the same time:

- a. U.S. military decorations.
- b. U.S. unit awards.
- c. U.S. nonmilitary decorations.
- d. Good Conduct Medal.
- e. U.S. campaign and service medals.
- f. U.S. service and training ribbons.
- g. U.S. Merchant Marine awards.
- h. Foreign military decorations.
- i. Foreign unit awards.
- j. Non-U.S. service awards.
- k. State awards for ARNG soldiers.

28-6. Order of precedence within categories of medals

The following lists indicate the order of precedence within each category, when two or more medals from each category are worn at the same time:

- a. *U.S. Military Decorations.* A decoration is an award to an individual for an act of gallantry or meritorious service. Listed below in order of precedence are the U.S. military decorations authorized for wear on the Army uniform.

- (1) Medal of Honor (Army, Navy, Air Force).
- (2) Distinguished Service Cross.
- (3) Navy Cross.
- (4) Air Force Cross.
- (5) Defense Distinguished Service Medal.
- (6) Distinguished Service Medal (Army, Navy, Air Force, Coast Guard).
- (7) Silver Star.
- (8) Defense Superior Service Medal.
- (9) Legion of Merit.
- (10) Distinguished Flying Cross.
- (11) Soldier's Medal.
- (12) Navy and Marine Corps Medal.
- (13) Airman's Medal.
- (14) Coast Guard Medal.
- (15) Bronze Star Medal.
- (16) Purple Heart.
- (17) Defense Meritorious Service Medal.
- (18) Meritorious Service Medal.
- (19) Air Medal.
- (20) Joint Service Commendation Medal.
- (21) Army Commendation Medal.
- (22) Navy Commendation Medal.
- (23) Air Force Commendation Medal.
- (24) Coast Guard Commendation Medal.
- (25) Joint Service Achievement Medal.
- (26) Army Achievement Medal.
- (27) Navy Achievement Medal.
- (28) Air Force Achievement Medal.
- (29) Coast Guard Achievement Medal.
- (30) Prisoner of War Medal.
- (31) Combat Action Ribbon.

b. U.S. unit awards. A unit award is given to an operating unit and worn by members of that unit who participated in the cited action. Some unit awards are also authorized for temporary wear by other personnel while actually serving in the cited unit. Listed below in their order of precedence are the U.S. unit awards authorized for wear on the Army uniform.

- (1) Presidential Unit Citation (Army, Air Force).
- (2) Presidential Unit Citation (Navy).
- (3) Joint Meritorious Unit Award.
- (4) Valorous Unit Award.
- (5) Meritorious Unit Commendation (Army).
- (6) Navy Unit Commendation.
- (7) Air Force Outstanding Unit Award.
- (8) Coast Guard Unit Commendation.
- (9) Army Superior Unit Award.
- (10) Meritorious Unit Commendation (Navy).
- (11) Navy "E" Ribbon.
- (12) Air Force Organizational Excellence Award.
- (13) Coast Guard Meritorious Unit Commendation.

c. U.S. nonmilitary decorations. Listed below in their order of precedence are the U.S. nonmilitary decorations authorized for wear on the Army uniform. Other U.S. nonmilitary (Federal agencies) decorations may be worn based on date of receipt. If more than one decoration is awarded by the same agency, the decorations will be worn in the order of precedence as established by the awarding agency. U.S. nonmilitary decorations, which duplicate recognition for service or an act for which a military decoration has been awarded, will not be worn. Awards given by a jurisdiction inferior to the Federal Government are not authorized for wear on the Army uniform except as specified below.

- (1) Presidential Medal of Freedom.
- (2) Gold Lifesaving Medal.
- (3) Medal for Merit.

- (4) Silver Lifesaving Medal.
- (5) National Security Medal.
- (6) Medal of Freedom.
- (7) Distinguished Civilian Service Medal.
- (8) Outstanding Civilian Service Medal.
- (9) Selective Service Distinguished, Exceptional, and Meritorious Service Medals.
- (10) Civilian Service in Vietnam Medal.
- (11) Decoration for Exceptional Civilian Service.
- (12) Meritorious Civilian Service Award.
- (13) Superior Civilian Service Award.
- (14) Commander's Award for Civilian Service.
- (15) Achievement Medal for Civilian Service.

d. Good Conduct Medal. Good Conduct Medals from the other Services will follow the Army Good Conduct Medal. The Army Reserve Components Achievement Medal will immediately follow, in order of precedence, the Army Good Conduct Medal and/or the Good Conduct Medals from the other U.S. Services.

e. U.S. Service (campaign) medals and service and training ribbons. Listed below in their order of precedence are the U.S. Service medals and service and training ribbons authorized for wear. Service medals and ribbons awarded by the other U.S. Services may also be worn on the Army uniform except the Air Force Longevity Service Award Ribbon and Air Force and Navy marksmanship ribbons. Service and training ribbons awarded by other U.S. Services will be worn after U.S. Army service and training ribbons and before foreign awards.

- (1) American Defense Service Medal.
- (2) Women's Army Corps Service Medal.
- (3) American Campaign Medal.
- (4) Asiatic-Pacific Campaign Medal.
- (5) European-African-Middle Eastern Campaign Medal.
- (6) World War II Victory Medal.
- (7) Army of Occupation Medal.
- (8) Medal for Humane Action.
- (9) National Defense Service Medal.
- (10) Korean Service Medal.
- (11) Antarctica Service Medal.
- (12) Armed Forces Expeditionary Medal.
- (13) Vietnam Service Medal.
- (14) Southwest Asia Service Medal.
- (15) Humanitarian Service Medal.
- (16) Armed Forces Reserve Medal.
- (17) NCO Professional Development Ribbon.
- (18) Army Service Ribbon.
- (19) Overseas Service Ribbon.
- (20) Army Reserve Components Overseas Training Ribbon.
- (21) Coast Guard Special Operations Service Ribbon.

f. U.S. Merchant Marine awards. Listed below in their order of precedence are the U.S. Merchant Marine awards authorized for wear on the Army uniform.

- (1) Distinguished Service Medal.
- (2) Meritorious Service Medal.
- (3) Gallant Ship Citation.
- (4) Mariner's Medal.
- (5) Combat Medal.
- (6) Defense Medal.
- (7) Atlantic War Zone Medal.
- (8) Pacific War Zone Medal.
- (9) Mediterranean-Middle East War Zone Medal.
- (10) Victory Medal.
- (11) Korean Service Medal.
- (12) Vietnam Service Medal.
- (13) Expeditionary Medal.
- (14) Philippine Defense Ribbon.

(15) Philippine Liberation Ribbon.

g. U.S. Non-military unit awards. The Public Health Service Unit Award is authorized for wear on the Army uniform.

h. Foreign military decorations. Personnel who have been specifically authorized by law to accept decorations from foreign governments may wear them in the order of their receipt after all U.S. decorations, Good Conduct Medal, campaign and service medals, and service and training ribbons. See AR 672-5-1 for procedures to apply for authority to accept and wear foreign decorations. No foreign decorations may be worn on the uniform unless at least one U.S. decoration or service medal is worn at the same time. Foreign awards which do not conform to the standard U.S. size ribbon bar or medal will not be worn.

i. Foreign unit awards. The following foreign unit awards, listed in their order of precedence, are authorized for wear on the Army uniform when at least one U.S. decoration or service medal or ribbon is worn at the same time:

- (1) Philippine Republic Presidential Unit Citation.
- (2) Republic of Korea Presidential Unit Citation.
- (3) Vietnam Presidential Unit Citation.
- (4) Republic of Vietnam Gallantry Cross Unit Citation.
- (5) Republic of Vietnam Civil Actions Unit Citation.
- (6) Fourrageres (no order of precedence).
- (a) French Fourragere.
- (b) Belgian Fourragere.
- (c) Netherlands Orange Lanyard.

j. Non-U.S. service medals and ribbons. The following non-U.S. service awards, listed in their order of precedence, are authorized for wear on the Army uniform when at least one U.S. decoration or service medal or ribbon is worn at the same time. No other foreign service medal may be worn unless the wearer was awarded such medal while a bona fide member of the armed forces of a friendly foreign nation.

- (1) Philippine Defense Ribbon.
- (2) Philippine Liberation Ribbon.
- (3) Philippine Independence Ribbon.
- (4) United Nations Service Medal.
- (5) Inter-American Defense Board Medal.
- (6) United Nations Medal.
- (7) Multinational Force and Observers Medal.
- (8) Republic of Vietnam Campaign Medal.
- (9) Saudi Arabia Kuwait Liberation Medal.

k. ARNG Personnel are authorized to wear State/Territory awards under applicable State/Territory law and regulation when assigned to the ARNG under the command and control of the Governor under provisions of title 32, USC and State/Territory code to include the following personnel statuses authorized under title 32, USC: Active Guard Reserve (AGR), Active Duty Special Work (ADSW), attached to Active/USAR unit for training, annual training, and inactive duty training (weekend drill). Such awards will be worn in State order of precedence after Federal and Foreign awards. Soldiers on active Federal Service under provision of Title 10, USC are authorized to accept but not wear State/Territory awards.

28-7. Wearing the service ribbons and lapel buttons

a. Ribbons.

(1) *Where worn.* Ribbons representing decorations and service medals and service and training ribbons may be worn on the following uniforms:

(a) *Male personnel.* On the coats of the Army green, blue, and white uniforms and the AG 415 shirts.

(b) *Female personnel.* On the coats of the Army green, blue, and white uniforms and maternity tunic and the AG 415 shirts.

(2) *How worn.* Ribbons will be worn in the order of precedence from the wearer's right to left in one or more rows either with no space between rows or 1/8 inch space between rows. No more than four ribbons will be worn in any one row. A second row will not be started unless the individual is authorized to wear four or more ribbons. The determination of whether three or four ribbons are worn in each row will be based on the size of the coat and the position of the lapel. The first and second rows will contain the same number of ribbons (three or four) before starting a third row. The third and succeeding rows will contain the same or fewer ribbons than the first two rows. The top row will be centered on the row beneath or aligned to the left, whichever presents the best appearance. See figure 28-1. Commercial mounting of ribbons on a cloth background is authorized on an optional basis. The cloth background should be black, or of matching fabric of the uniform worn, and the border trim should not exceed 1/8 inch.

(a) *Male personnel.* Ribbons will be worn centered 1/8 inch above the left breast pocket in as many rows as necessary. See figure 28-2.

(b) *Female personnel.* Ribbons will be worn centered on the left side with the bottom row positioned parallel to the bottom edge of the nameplate on the coats of the Army green, blue, and white uniforms, maternity tunic and the AG 415 shirts. The placement of the ribbons may be adjusted to conform to individual figure differences. See figure 28–3.

b. *Lapel buttons.* Lapel buttons are miniature enameled replicas of an award worn only on civilian clothing. The buttons will be worn on the left lapel of civilian clothing male personnel and in a similar location for female personnel.

28–8. Wearing full-size U.S. and foreign decorations and service medals

a. *Where worn.* Full-size decorations and service medals may only be worn on the Army blue and white uniforms, and the Army green dress uniform by enlisted personnel when worn for social functions.

b. *How worn.* All decorations, except the Medal of Honor (c below) will be worn in the order of precedence from the wearer’s right to left, in one or more rows, with 1/8 inch space between rows. Second and subsequent rows will not contain more medals than the row below. Service and training ribbons will not be worn when full size decorations and service medals are worn. U.S. and foreign unit award emblems may be worn as prescribed when wearing full size medals. The medals will be worn as follows:

(1) *Male personnel.* The medals will be worn immediately above the left breast pocket in as many rows as necessary. Full size decorations or medals will not overlap within a row. The number of medals worn in each row is dependent on the size of the coat. When full size medals are worn, up to three full size or miniature combat and special skill badges from groups 1 to 5 may be worn above the medals in order of group precedence. (See para 28–17a) The Drivers and Mechanic Badge will not be worn with full size medals. Special skill and marksmanship badges will not be worn on the pocket flap below the medals. See figure 28–4.

(2) *Female personnel.* The medals will be worn centered on the left side of the coat of the Army green dress uniform for enlisted personnel and white and blue uniforms. The bottom row of the medal pendants will be positioned parallel to the bottom of the nameplate. The placement of the medals and nameplate may be adjusted to conform to individual figure differences. The number of medals worn in each row is dependent on the size of the coat. When full size medals are worn, up to three full size or miniature combat and special skill badges from groups 1 to 5 may be worn above the medals in order of group precedence. (See para 28–17 a) The Drivers and Mechanic Badge will not be worn with full size medals. Special skill and marksmanship badges will not be worn below the medals. See figure 28–5.

c. *Medal of Honor.* The Medal of Honor is worn with the neckband ribbon around the neck, outside the shirt collar and inside the coat collar, with the medal hanging over the necktie. Authorized foreign neck decorations are worn beneath the Medal of Honor. See figure 28–6.

28–9. Wearing miniature decorations and service medals

a. Miniature medals are replicas of regular size medals, made to a scale of one-half the size of the original. Except for the Medal of Honor, of which there is no miniature, only miniature decorations and service medals are authorized for wear on the mess and evening mess uniforms. Full size medals, service and training ribbons, and U.S. and foreign unit award emblems will not be worn when miniature medals are worn. Only the dress miniature size of combat and special skill badges will be worn with miniature medals.

b. Miniature decorations and service medals may be worn on the following uniforms:

(1) *Male personnel.* On the Army white and blue uniforms, the white and blue mess and white and blue evening mess uniforms; and on the left lapel of formal civilian attire when wear of Army uniforms would be inappropriate or not authorized. See paragraph 28–17b for wear of combat and special skill badges with miniature medals.

(2) *Female personnel.* On the Army white and blue uniforms, the white, all-white, black, or blue mess uniforms; and the Army white, blue, or black evening mess uniforms; and on the left side of formal civilian attire when wear of Army uniforms would be inappropriate or not authorized. See paragraph 28–17b for wear of combat and special skill badges with miniature medals.

c. The maximum length of holding bars for miniature medals is 2 3/4 inches. Miniature decorations and service medals will be worn in the order of precedence from the wearer’s right to left with the medal of highest precedence worn on the top row if more than one row is required. Miniature medals will be worn side by side when four or less are worn in the same row. They may be overlapped. The overlap will not exceed 50 percent and will be equal for all medals. When more than one row of miniature medals are worn, the second and subsequent rows will be positioned so that the medal pendants on the row below are visible. The top row of miniature medals will be centered over the row immediately below. Miniature medals will be worn as follows:

(1) *Male personnel.* Miniature medals will be worn centered on the left lapel, approximately 1/2 inch below the notch of the mess and evening mess uniforms and will not extend beyond the edge of the lapel. Placement of medals may be adjusted to accommodate wear of dress miniature badges. See figure 28–7. Miniature medals will only be worn on the Army blue and white uniforms when these uniforms are worn as formal dress uniforms (bow tie). Miniature medals will be worn above the left breast pocket in the same position as full size medals. See figure 28–4. See paragraph 28–17b(2) for wear of dress miniature badges with miniature medals on the blue and white uniforms.

(2) *Female personnel.* Miniature medals will be worn on the lapel of the blue and new versions of the white mess

uniforms. They will be worn on the left side (not on the lapels) on the black and old version of the white mess jackets with the bottom line positioned parallel to the top edge of the top button of the Army white and blue uniform coats and in a similar position on the mess and evening mess uniforms. See figure 28–8. The placement of the medals may be adjusted to conform to individual figure differences. Miniature medals may only be worn on the Army blue and white uniform coats when these uniforms are worn as formal dress uniforms. See paragraph 28–17b(2) for wear of dress miniature badges with miniature medals on the blue and white dress uniforms.

28–10. Wear of multiple neck ribbons, broad sashes, and stars

a. An individual who has been awarded more than one decoration that includes a broad ribbon, sash, or star, will only wear one broad ribbon or sash and no more than four stars at one time. The broad ribbon with badge and star of the Presidential Medal of Freedom will take precedence over all other broad ribbons, sashes or stars. Stars will be worn above the waistline on the side described by the awarding country. See figures 28–11 and 28–12. Stars will be worn as follows:

- (1) *Two stars.* Along side or above the first star.
- (2) *Three stars.* In a triangle with the point of the triangle up.
- (3) *Four stars.* The fourth star will be centered beneath the triangle of three stars.

b. An individual may not wear more than two decorations with neck ribbons at one time. The decoration with the highest precedence will be worn suspended above the other. The Medal of Honor will take precedence over all other decorations with neck ribbons. See figures 28–6, 28–9, and 28–10.

28–11. Wearing U.S. and foreign unit awards

a. *Description.* Unit award emblems awarded with frames will be worn with the laurel leaves of the frame pointing upward. Unit awards will be worn on the right side regardless of which service awarded them. Only one emblem representing the same unit award will be worn. Emblems may be worn as prescribed when wearing full size medals or service ribbons, but will not be worn with miniature medals. Unit awards awarded with a frame and worn on Army uniforms will be worn with the Army (large size) unit award citation frame. Unit awards of the other U.S. Services awarded without frames will be worn on the right side without frames. See table 28–1 for authority to wear U.S. unit awards on a temporary or permanent basis. Criteria for permanent and temporary wear of foreign unit awards is contained in AR 672–5–1 and DA Pamphlets 672–1 and 672–3.

Table 28–1
Authority for Wear—United States Unit Award Emblems

Emblem in order of precedence	Permanent		Cluster	Star
	(See note 1)	(See note 2)		
Presidential Unit Citation (Army and Air Force) (See note 7)	X (See note 3)	X	(See note 4)	
Presidential Unit Citation (Navy)	X			X
Joint Meritorious Unit Award	X		X	
Valorous Unit Award	X	X	X	
Meritorious Unit Commendation (Army)	X	X	X	
Navy Unit Commendation	X (See note 3)			X
Meritorious Unit Commendation (Navy)	X (See note 3)			X
Air Force Outstanding Unit Award (See note 5)	X (See note 3)		X	
Air Force Organization Excellence Award (See note 5)	X (See note 3)		X	
Air Superior Unit Award	X	X	X	
Navy “E” Ribbon	X			
Coast Guard Unit Commendation	X (See note 6)		X	

Table 28–1
Authority for Wear—United States Unit Award Emblems—Continued

Emblem in order of precedence	Permanent		Cluster	Star
	(See note 1)	(See note 2)		
Coast Guard Meritorious Unit Commendation	X (See note 6)		X	

Notes:

1. A soldier may wear the unit award permanently if the individual was assigned to and present for duty with the unit any time during the period cited or who was attached by competent orders to and present for duty with the unit during the entire period or for at least 30 consecutive days of the period cited. When a soldier has been permanently awarded a unit award and subsequently is assigned to a unit which has received the same unit award, the permanent award will be worn in lieu of the temporary unit award.
2. A soldier may wear the unit award temporarily if the individual was not present with the unit during the period cited but was subsequently assigned to the unit. Soldiers may only wear the unit award while assigned to the cited unit. For elements of regiments organized under the New Manning System or Combat Arms Regimental System, the emblem may be worn temporarily by personnel of the earning unit only.
3. The 30-day requirement for attached personnel does not apply to Navy and Air Force awards.
4. Army and Air Force awards are equal in precedence and the emblems are identical. An individual authorized to wear both an Army and Air Force emblem would wear a single emblem with an Oak Leaf Cluster.
5. When awarded for combat or direct combat support, a bronze "V" device is worn on the emblem.
6. Authorized for wear by an individual who was assigned to or who was attached to and present for duty with the unit during at least 1 day of the period cited for awards issued prior to 28 August 1979. For awards on or after 28 August 1979, the individual must have been assigned or attached by competent orders to the unit and was present for duty during the entire period or for at least 50 percent of the period cited.
7. Only one PUC may be worn temporarily. USAF PUC may not be worn on a temporary basis.

b. Where worn. U.S. and foreign unit award emblems may be worn on the following uniforms.

- (1) *Male personnel.* On the coats of the Army green, blue, and white uniforms, and the AG 415 shirt.
- (2) *Female personnel.* On the coats of the Army green, blue, and white uniforms, and the Army green maternity tunic and the AG 415 shirt.
- (3) *Fourrageres and lanyards.* Fourrageres and lanyards are authorized for wear on the coat or jacket of the uniforms listed in (1) and (2) above.

c. How worn. All unit awards emblems with and without frames (permanent and temporary) will be worn in the order of precedence from the wearer's right to left in rows of not more than three emblems per row, with no space between emblems and with up to 1/8 inch space between rows. The emblems will be worn as follows:

- (1) *Male personnel.* Emblems with or without frames will be worn centered and 1/8 inch above the right breast pocket flap. See figure 28–13.
- (2) *Female personnel.* Emblems with or without frames will be worn centered on the right side of the uniform with the bottom edge 1/2 inch above the top edge of the nameplate. See figure 28–14.
- (3) *Fourrageres and lanyards.* Fourrageres and lanyards, when authorized for permanent or temporary wear according to AR 672–5–1, may be worn on the left shoulder with the cord passing under the sleeve attached to the shoulder loop on the coat of the green and white uniforms and on the enlisted blue uniforms. Officer personnel authorized to wear a fourragere or lanyard will attach a 20 ligne button to the left shoulder seam 1/2 inch outside the collar edge on the Army blue uniform coat to attach these awards. Only a fourragere, lanyard, aiguillette, or cord will be on each shoulder.

d. Foreign unit awards. If a foreign unit award is worn, at least one other U.S. decoration, service medal, or unit award must also be worn. Foreign unit awards are worn after U.S. unit awards by date of receipt. See AR 672–5–1 for criteria for acceptance of foreign unit awards. Foreign unit awards will be worn as follows:

- (1) French fourragere may be worn when authorized for either permanent or temporary wear.
- (2) Belgian fourragere may be worn only when authorized for permanent wear.
- (3) Netherlands orange lanyard may be worn only when authorized for permanent wear.
- (4) Philippine Republic Presidential Unit Citation Badge is only authorized for permanent wear. The blue portion of the badge will be worn to the wearer's right. No oak leaf cluster or other appurtenance is authorized for wear with this award.
- (5) Republic of Korea Presidential Unit Citation Badge is only authorized for permanent wear. The red portion of the central figure is worn uppermost. No oak leaf cluster or other appurtenance is authorized.
- (6) Vietnam Presidential Unit Citation Badge is only authorized for permanent wear.
- (7) Republic of Vietnam Gallantry Cross Unit Citation Badge is only authorized for permanent wear.
- (8) Republic of Vietnam Civil Actions Unit Citation Badge is only authorized for permanent wear.
- (9) Not more than one Gallantry Cross and one Civil Actions Badge will be worn by an individual. This precludes wear of the Vietnamese fourrageres, which represent additional unit awards.

28–12. Wearing of appurtenances

Appurtenances are devices affixed to service or suspension ribbons or worn in lieu of medals or ribbons. They are worn to denote an additional award, participation in a specific event, or other distinguishing characteristic of an award. The following appurtenances are authorized for wear on decorations, medals, ribbons and other awards, when authorized by appropriate authority. See AR 672–5–1 for additional information.

a. Oak leaf clusters.

(1) A bronze twig of four oak leaves with three acorns on each stem, is worn to denote award of second and succeeding awards of decorations (other than the Air Medal), the Army Reserve Components Achievement Medal and unit awards. A silver oak leaf cluster is worn in lieu of five bronze oak leaf clusters. It is worn to the wearer's right of a bronze oak leaf cluster and to the left of the "V" device. Oak leaf clusters, 5/16 of an inch in length, are worn on service ribbons, the suspension ribbon of miniature medals, and unit awards. Oak leaf clusters, 13/32 of an inch in length, are worn on the suspension ribbon of full size medals. Oak leaf clusters 5/16 of an inch in length, joined together in series of 2, 3, and 4 clusters are authorized for optional purchase and wear on service ribbons and unit award emblems. Wear oak leaf clusters centered on the service ribbon and suspension ribbon with the stems of the leaves pointing to the wearer's right. If four oak leaf clusters are worn on the suspension ribbon, on either full size or miniature medals, the fourth one is placed above the middle one in the row of three. Up to four oak leaf clusters can be worn side by side on service ribbons.

(2) If the number of authorized oak leaf clusters exceeds four and will not fit on a single ribbon, a second ribbon is authorized for wear. When wearing the second ribbon, place it after the first ribbon; the second ribbon counts as one award. Wear no more than four oak leaf clusters on each ribbon. If the receipt of future awards reduces the number of oak leaf clusters sufficiently (that is, a silver oak leaf for five awards), remove the second ribbon and place the appropriate number of devices on a single ribbon.

b. "V" device. The "V" device is a bronze block letter, "V" 1/4 inch high. It is worn to denote participation in acts of heroism involving conflict with an armed enemy. The "V" device is worn centered on the suspension ribbon and service ribbon on the Air Medal, Bronze Star Medal, Army Commendation Medal, and Joint Service Commendation Medal. Not more than one "V" device will be worn on a ribbon. When worn with an oak leaf cluster or numerals, the "V" device will be worn on the wearer's right.

c. Numerals. Arabic numerals 3/16 of an inch in height are issued in lieu of a medal or ribbon for second and succeeding awards of the Air Medal, Army Reserve Components Overseas Training Ribbon, the Overseas Service Ribbon, and the Multinational Force and Observers Medal (MFO). The ribbon denotes the first award, and numerals starting with the numeral 2 denote the number of additional awards. The numeral worn on the NCO Professional Development Ribbon will denote the highest level of NCO development as follows: Ribbon = Primary Course; 2 = Basic Course; 3 = Advanced Course; 4 = U.S. Army Sergeants Major Academy completion or equivalent level training approved by HQDA. The numerals are worn centered on the suspension ribbon of the medal or the ribbon.

d. Good Conduct Medal Clasp.

(1) The Good Conduct Medal clasp is worn on the service ribbon and suspension ribbon of the Good Conduct Medal. The clasp is worn centered on the Good Conduct Medal suspension ribbons and service ribbon to denote second and subsequent awards. The clasp of the full size medal and service ribbon is a bar 1/8 inch by 1 3/8 inches, of bronze, silver, or gold, with loops to indicate each period of service. The clasp for the miniature medal is 1/16 inch by 5/8 inch. See AR 672–5–1 for criteria.

(2) All other clasps are worn only on the suspension ribbon of the award and denote battle campaigns and service campaigns and are not worn on the service ribbon.

e. Antarctic wintered-over clasp. A clasp with the words "Wintered Over" is worn centered on the suspension ribbon of the Antarctica service medal and a disc with an outline of the Antarctic Continent is worn on the ribbon. The clasp and discs are in bronze for the first winter, gold for the second winter, and silver for three or more winters.

f. Service stars. The service star is a bronze or silver, five-pointed star 3/16 inch in diameter. A silver star is worn in lieu of five bronze service stars and is worn to the wearer's right of a bronze service star and left of an arrowhead. Criteria for wear of service stars on service and campaign medals is provided for AR 672–5–1. Service stars are worn to denote an additional award or service in a named campaign and are centered on the ribbon and suspension ribbon with one point upward. Additional service stars will be worn side by side, each with one point upward. Three sixteenths of an inch service stars joined together in a series of 2, 3, and 4 stars are authorized for optional purchase and wear on ribbons. The bronze service star is also affixed to the parachutist badge to denote participation in a combat parachute jump.

g. Arrowhead. The arrowhead is a bronze replica of an Indian arrowhead 1/4 inch high. It denotes participation in a combat parachute jump, combat gilder landing, or amphibious assault landing, while assigned or attached as a member of an organized force carrying out an assigned tactical mission. It is worn on the suspension ribbon and service ribbon of the Asiatic-Pacific Campaign, European-African-Middle Eastern Campaign, World War II Campaign Medals, Korean Service and Vietnam Service Medals, and Armed Forces Expeditionary Medal. The arrowhead is worn with the point facing upward and is worn to the wearer's right of all service stars. Only one arrowhead will be worn on any ribbon.

h. Berlin Airlift Device. The Berlin Airlift Device is a miniature replica of a C-54 aircraft and is worn on the suspension and service ribbons of the Army of Occupation Medal with the nose pointed upward at a 30 degree angle to the wearer's right. When the device is worn on the suspension ribbon of the medal, it will be centered above the "Germany" clasp.

i. Ten-year device. The 10-year device is a bronze Roman number "X" 5/16 inch in height to be worn centered on the suspension ribbon of the Armed Forces Reserve Medal or service ribbon. If two or more devices are authorized, they will be placed side by side. One 10-year device is authorized to denote each succeeding 10-year period in addition to and under the same conditions as prescribed for the award of the Armed Forces Reserve Medal.

28-13. Badges authorized for wear on Army uniforms

A badge is awarded to an individual for identification purposes or for attaining a special skill or proficiency. Criteria for award of Army badges is contained in AR 672-5-1 and NGR 672-2 for Army National Guard Recruiter Badges. Most combat and special skill badges are available in full, miniature, and dress miniature sizes. The following badges are authorized for wear on the Army uniform:

a. Military badges awarded by the Department of Army, USAF, and Navy and the Director of Civilian Marksmanship. See *g* below for additional information.

b. Badges awarded by the Regular Army and Navy Union and by the Army and Navy Union of the United States.

c. Marksmanship badges pertaining to national matches and approved by HQDA. Marksmanship badges from other U.S. Services are not authorized for wear on the Army uniform.

d. Badges of civic and quasi-military societies of the United States and international organizations of a military nature. The badges are worn only while the wearer is actually attending meetings or functions of such organizations. These badges will not be worn to and from such meetings.

e. Badges awarded by friendly foreign nations in recognition of military activities and as authorized by AR 672-5-1.

f. Tabs indicating marksmanship or special skill. The President's Hundred, Ranger, and Special Forces tabs are the only tabs authorized for wear. Tabs, such as Honor Guard, Mountain, Pershing and Airborne, are only authorized for wear when the authorization letter includes the tab as an integral part of the unit shoulder sleeve insignia.

g. Authority must be obtained from HQDA per AR 672-5-1 before wearing badges awarded by other U.S. Services and the Director of Civilian Marksmanship on the Army uniform. Military skill badges awarded by other U.S. Services, which are similar to U.S. Army skill badges may be worn on the Army uniform in the same manner as U.S. Army skill badges. For example, aviation badges awarded by the USAF may be worn as a group 3 badge (aircraft crewman and aviator badges) if no Army group 3 badge is authorized. Skill badges awarded by other U.S. Services, which are not similar to Army skill badges, may be worn as group 4 badges. Other services badges that indicate career field such as the United States Air Force (USAF) medical insignia, and badges used to identify the duty or function of the wearer such as the USAF Fire Protection, USAF Air Training Command Instructor, USAF Security Police are not authorized for wear on the Army uniform. Badges awarded by other U.S. Services, which because of size or configuration cannot be worn as a group 4 badge, will not be worn. Subdued embroidered or metal skill badges authorized for wear by another U.S. Service may be worn on utility uniforms in the same manner as prescribed for Army badges.

28-14. Badges not authorized for wear on Army uniforms

a. Badges awarded by States and other jurisdictions inferior to the U.S. Government.

b. Badges awarded by jurisdictions inferior to foreign national governments.

c. Badges awarded by foreign civilian organizations.

d. Foreign military badges except as previously authorized.

e. Marksmanship badges awarded by other U.S. Services.

f. Locally authorized subdued badges. Locally authorized badges are not authorized for wear on the Army uniform.

28-15. Categories of badges authorized for wear on Army uniforms

The following categories of badges are worn on the Army uniform:

a. Marksmanship badges and tab.

b. Combat and special skill badges and tabs.

c. Identification badges.

d. Foreign badges.

28-16. Marksmanship badges and tabs

a. Listed below in their order of precedence are the marksmanship badges authorized for wear on the Army uniform.

(1) Distinguished International Shooter badge (figure 28-15).

(2) Distinguished Rifleman badge (figure 28-16).

(3) Distinguished Pistol Shot badge (figure 28-17).

- (4) National Trophy Match badges.
- (5) Interservice Competition badges.
- (6) U.S. Army Excellence in Competition Rifleman badge (figure 28–18).
- (7) U.S. Army Excellence in Competition Pistol Shot badge (figure 28–19).
- (8) Marksmanship Qualification badges (Expert, Sharpshooter and Marksman) (figure 28–20).

b. Not more than three marksmanship badges (does not include marksmanship tab, see *c* below) are authorized for wear. No more than three clasps will be attached to marksmanship badges. The total number of marksmanship and special skill badges worn on the pocket flap or below the ribbons will not exceed three.

(1) *Where worn.* Marksmanship badges may be worn on the following uniforms:

- (a) *Male personnel.* On the coat of the Army green, white, and blue uniforms and the AG 415 shirt.
- (b) *Female personnel.* On the coats of the Army green, white, and blue uniforms, maternity tunic, and the AG 415 shirt.

(2) *How worn.* Marksmanship badges will be worn on the left pocket flap or in a similar position for uniforms without pockets in order of precedence from the wearer's right but to the left of any special skill badges if worn in the same row. At least one marksmanship badge will normally be worn by all personnel except for those personnel exempt by Army regulations.

(a) *Male personnel.* Marksmanship badges will be worn on the upper portion of the left breast pocket flap or may be worn on the lower portion of the left breast pocket flap if special skill badges are worn on the pocket flap. See paragraph 28–17 for description and wear policy for special skill badges. Marksmanship badges and special skill badges authorized for wear on the pocket flap of the Army green, blue, and white uniforms will be worn as prescribed below, with the exception of the Ranger and Special Forces metal tab replicas. When either the Special Forces or Ranger metal tab replicas are worn on the pocket flap of the blue or white dress uniform, the replica will be worn approximately 1/8 inch below the top of the pocket. See paragraph 28–17c for description and wear policy for metal tab replicas. When airborne background trimming is worn beneath the parachutist or air assault badge, the space between the pocket flap seam and the top of the background trimming will be 1/8 inch. The badge will be centered on the background trimming.

(b) Not used.

(1) *One marksmanship or one special skill badge.* The badge will be centered from left to right on the pocket flap with the upper portion of the badge approximately 1/8 inch below the top of the pocket. See figure 28–21.

(2) *Two special skill or two marksmanship or one special skill and one marksmanship badges.* These badges will be equally spaced from left to right on the pocket flap with the upper portion of the badges approximately 1/8 inch below the top of the pocket with at least 1 inch between badges. Special skill badges will be worn to the right of the marksmanship badges. See figures 28–22 and 28–23.

(3) *One special skill and two marksmanship badges.* These badges will be equally spaced from left to right on the pocket flap with the upper portion of the badges approximately 1/8 inch below the top of the pocket. Marksmanship badges that have attaching devices at the top of the badge, such as the Excellence in Competition Rifleman Badge, will be worn this way. See figure 28–24. As an alternative, the special skill badge may be worn centered from left to right on the pocket flap with the upper portion of the badge approximately 1/8 inch below the top of the pocket. Each marksmanship badge, other than the badges that have attaching devices on the top (see above), will be centered between the button and the left or right side of the pocket. The bottom of the badges (not the clasp holder or clasps) will be adjacent to the bottom of the pocket flap. See figure 28–25.

(4) *Two special skill and one marksmanship or one special skill and two marksmanship or three marksmanship badges.* These badges will be equally spaced on the pocket flap approximately 1/8 inch below the top of the pocket. See figure 28–26.

(a) Not used.

(b) *Female personnel.* Marksmanship badges will be worn on the left side 1/4 inch below the bottom ribbon row or in a similar location if ribbons are not worn on the service or dress uniform coats or the maternity tunic. Placement of badges may be adjusted to conform to individual figure differences. Marksmanship badges and special skill badges authorized for wear below ribbons on the above uniforms will be worn as prescribed below. See paragraph 28–17 for description and wear policy for special skill badges. When airborne background trimming is worn beneath the parachutist or air assault badge, the space between the bottom of the ribbon bar and the top of the background trimming will be 1/4 inch. The badge will be centered on the background trimming.

(1) *One marksmanship or one special skill badge.* The badge will be worn centered with the upper portion of the badge 1/4 inch below the ribbon bar. See figure 28–27.

(2) *Two special skill or two marksmanship badges or one special skill and one marksmanship badge.* These badges will be worn with the upper portion of the badges 1/4 inch below the ribbon bar with at least 1 inch between badges. Special skill badges will be worn to the wearer's right of the marksmanship badges. See figures 28–28 and 28–29.

(3) *Two special skill and one marksmanship or one special skill and two marksmanship or three marksmanship*

badges. Will be worn with the upper portion of the badges 1/4 inch below the ribbon bar and spaced an equal distance apart. See figure 28–30.

c. President's Hundred Tab (rifle or pistol). The President's Hundred Tab is a full color tab of yellow cloth 4 1/4 inches long and 5/8 inch high, with the words "President's Hundred" centered in 1/4 inch high green letters (figure 28–31). The President's Hundred Tab will be worn 1/2 inch below the shoulder seam on the left sleeve of the male and female Army green uniform coats (figure 28–32). The President's Hundred Tab is authorized in a subdued tab for wear on the BDUs. The President's Hundred bronze metallic brassard is not authorized for wear on the Army uniform.

28–17. Combat and special skill badges and tabs

a. Listed below in order of group precedence are the combat and special skill badges authorized for wear on the Army uniform.

(1) *Group 1.* Combat Infantryman badges (three awards). See figure 28–33; Expert Infantryman badge. See figure 28–34.

(2) *Group 2.* Combat Medical badges (three awards). See figure 28–35; Expert Field Medical badge. See figure 28–36.

(3) *Group 3.* Army Astronaut device (three degrees). The Army Astronaut device may be worn attached to any aviation badge. (See figure 28–37); Army Aviator badges (three degrees) (see figure 28–38); Flight Surgeon badges (three degrees) (see figure 28–39); Aircraft Crewman badges (three degrees) (see figure 28–40).

(4) *Group 4.* Glider badge. See figure 28–41; Parachutist badges (three degrees). See figure 28–42; Parachutist badges with combat jump device. Four degrees are shown at figure 28–43; Pathfinder badge. See figure 28–44; Air Assault. See figure 28–45. Note: The Ranger and Special Forces metal tab replicas are authorized for wear on the coat of Army blue and white uniforms; the jacket of the mess and evening mess uniforms, and the AG 415 shirt.

(5) *Group 5.* Diver badges (five badges). See figure 28–46; Driver and Mechanic badge (six clasps). See figure 28–47; Explosive Ordnance Disposal badges (three degrees). See figure 28–48; Nuclear Reactor Operator badges (four badges). See figure 28–50. Parachute Rigger badge. See figure 28–49.

(6) *Physical Fitness Training badge.* The physical fitness badge is only authorized for wear on the physical fitness uniform. See figure 28–51.

b. Wear of combat and special skill badges. A total of four combat and special skill badges may be worn at one time. This total does not include special skill tabs. Only one badge from groups 1, 2, 3, and 5, as listed in a above may be worn. Two badges from group 4 may be worn if no badge from group 5 is worn. Combat badges have precedence over special skill badges within the same group; for example, if authorized to wear both the Combat Infantry Badge and the Expert Infantry Badge, the Combat Infantry Badge will be worn. There is no precedence for special skill badges within groups; for example, personnel who are authorized to wear both parachutist and air assault badges may determine the order of wear. The above policies apply to the wear of both nonsubdued and subdued badges. The driver and mechanic badge will only be worn on the left pocket flap or similar location on uniforms without pockets on service and dress uniforms. No more than three clasps may be attached to the drivers and mechanic badge. The driver and mechanic badge is not authorized for wear on utility uniforms. The Physical Fitness Training badge is authorized only as a cloth badge and will only be worn on the physical fitness uniform. It will be worn centered on the left side, above the breast, of the physical training T-shirt or sweatshirt.

(1) *Wear of nonsubdued full size and miniature combat and special skill badges with or without ribbons on male and female service and dress uniforms.* Up to three combat and special skill badges from groups 1 to 3 may be worn one above the other, above the ribbons or pocket flap, or in a similar location for uniforms without pockets (figures 28–52 and 25–53). When no badges from groups 1 to 3 are worn, a total of two special skill badges from groups 4 and 5 (two groups 4 or 5, or one group 4 and one group 5) may be worn one above the other, above the ribbons or pocket flap, or in a similar location on uniforms without pockets (figures 28–54 and 28–55). When badges from groups 1 to 3 are worn with badges from groups 4 and 5, the badges from groups 4 and 5 will be worn side by side below the ribbons or on the pocket flap in order of group precedence from the wearer's right to left. See paragraph 28–16b for information on wearing skill badges on the pocket flap or below the ribbons. See paragraph 28–8b for information on wearing combat and special skill badges with full size medals.

(a) *Position of wear.* Combat or special skill badges worn above ribbons, the pocket flap, or in a similar location on uniforms without pockets, will be worn one above the other 1/4 inch above ribbons, or the top of the pocket and spaced 1/2 inch apart. In those instances where the number of ribbons or medals worn cause the badges to be obscured by the coat lapel, the badges may be worn aligned with the left edge of the ribbons or medals. Wear of special skill badges below the ribbons or on the pocket flap is prescribed in paragraph 28–16b.

(b) *Where worn.* Nonsubdued full size and miniature combat and special skill badges may be worn on the following uniforms: 1--Male personnel: on the coat of the Army green, blue, and white uniforms and the AG 415 shirt (figure 28–52). 2--Female personnel: on the coat of the Army green, blue, and white uniforms, the maternity tunic, and the AG 415 shirt (figure 28–53).

(2) *Dress miniature badges.*

(a) *On blue and white dress uniforms with miniature medals.* The dress miniature size combat and special skill

badges may be worn on the male and female blue and white dress uniforms only when miniature medals are worn. Dress miniature badges and miniature medals will only be worn on the Army blue and white dress uniforms when these uniforms are worn as formal dress uniforms (bow tie). When miniature medals are worn on these uniforms, up to three dress miniature combat and special skill badges from groups 1 to 5 (a above) may be worn one above the other, above the medals in order of group precedence. Special skill and marksmanship badges will not be worn on the pocket flap or below the medals on uniforms without pockets.

(b) *On male and female mess uniforms.* Dress miniature combat and special skill badges may be worn on all male and female mess and evening mess uniforms. Up to four combat and special skill badges from groups 1–5 may be worn. If no badge from group 5 is worn, then two badges from group 4 may be worn on the mess uniforms. When two badges are worn, they will be worn side by side immediately above the miniature medals. When three badges are worn, two will be worn side by side above the medals and the third will be worn centered 1/4 inch above the other two badges. When four badges are worn, the fourth will be worn centered 1/4 inch above the third badge. Badges will be worn in order of group precedence. These badges will not extend beyond the lapel of the male mess uniforms. See paragraph 28–9 for information on wear of miniature medals on male and female mess uniforms (figures 28–7 and 28–8).

(c) *On the AG 415 shirt.* Dress miniature combat and special skill badges may be worn on the male and female AG 415 shirt; however, dress miniature combat and special skill badges will not be mixed with full size and miniature combat and special skill badges on the AG 415 shirt.

(3) Subdued pin-on and embroidered sew-on combat and special skill badges. No more than four subdued combat and special skill badges will be worn. Badges will be worn one above the other centered on the U.S. Army tape in order of group precedence (a above). When four badges are worn, three will be worn centered above the U.S. Army tape in a vertical line, and one will be worn centered on the pocket flap or in a similar location on uniforms without pockets. When three badges are worn, two will be worn centered above the U.S. Army tape in a vertical line, and one will be worn centered on the pocket flap or in a similar location on uniforms without pockets. When two badges are worn, both badges will be worn centered above the U.S. Army tape in a vertical line. If only one badge is worn, it will be worn centered above the U.S. Army tape. The bottom of the badge will be worn approximately 1/4 inch above the U.S. Army tape and 1/2 inch space between badges if more than one badge is worn. See figure 28–56.

c. Wear of special skill tabs.

(1) *Ranger Tab.*

(a) *Description.* The full color tab is 2 3/8 inches long, 11/16 inch wide, with a 1/8 inch yellow border and the word “RANGER” inscribed in yellow letters 5/16 inch high. The subdued tab is identical except the background is olive drab and word “RANGER” is in black letters (figure 28–57).

(b) *How worn.* The full color tab is worn 1/2 inch below the shoulder seam on the left sleeve of the Army green coat. The subdued tab is worn 1/2 inch below the shoulder seam on the left sleeve of the utility uniforms and field jackets (figure 28–58).

(c) *By whom worn.* All personnel authorized in accordance with criteria provided in AR 672–5–1.

(d) *Ranger Metal Tab Replica.* The Ranger Metal Tab Replica is available in two sizes, full and dress miniature. Soldiers authorized to wear the Ranger Tab may wear the Ranger Metal Tab Replica as prescribed below. The full size version is approximately 1/4 inches wide and may only be worn on the blue and white dress uniforms and the AG 415 shirt. The dress miniature version is approximately 1 inch wide and may be worn on the blue and white mess and evening mess uniforms and on the blue and white dress uniforms when miniature medals are worn.

(2) *Special Forces Tab.*

(a) *Description.* The Special Forces Tab is a teal blue arc 3 1/4 inches wide and 11/16 inches high with the designation “SPECIAL FORCES” in yellow letters, 5/16 inches in height. The subdued tab is identical in shape to the full color tab, but the background color will be olive drab and the words “SPECIAL FORCES” are in black letters (figure 28–61).

(b) *How worn.* The Special Forces Tab is worn the same as the Ranger Tab. See (1)(b) above.

(c) *By whom worn.* The tab is worn by all personnel authorized per AR 672–5–1.

(d) *Special Forces Metal Tab Replica.* The Special Forces Metal Tab Replica is available in two sizes. Service members authorized to wear the Special Forces Tab may wear the Special Forces Metal Tab Replica as prescribed below. The full size version is approximately 1/2 inches wide and may only be worn on the blue and white dress uniforms and on the AG 415 shirt. The dress miniature version is approximately 1 inch wide and may be worn on the blue and white mess and evening mess uniforms and on the blue and white dress uniforms when miniature medals are worn. The dress miniature version may also be worn on the AG 415 shirt but cannot be mixed with other sizes of combat and special skill badges on the shirt. For purposes of classification and wear policy, the Special Forces Metal Tab Replicas are classified as group 4 special skill badges (parachutists, pathfinder, glider, and air assault). When worn on the pocket flap of the blue or white dress uniforms or the AG 415 shirt, the tab will be approximately 1/8 inch below the top of the pocket. If no badge is worn from groups 1 to 3, the replica may be worn above the ribbons (figures 28–59 and 28–60).

(e) *Wear of two special skill tabs.*

(1) Both the Special Forces and Ranger special skill full color tabs may be worn on the Army green service uniform. The Special Forces tab will be centered on the left shoulder sleeve 1/2 inch from the shoulder seam. The Ranger tab will be centered 1/8 inch below the Special Forces tab. Current unit shoulder sleeve insignia will be centered 1/8 inch below the Ranger tab. The subdued tabs may be worn on the utility uniforms and the cold weather camouflage jackets in the same positions as on the Army green service uniform.

(2) Both the Special Forces and Ranger full size metal tab replicas may be worn on the Army blue and white uniforms and on the AG 415 shirt. The dress miniature metal tab replicas may also be worn on the AG 415 shirt. When worn on the pocket flap of these uniforms and shirts, the metal tab replicas will be worn 1/8 inch from the top of the pocket and approximately 1 inch between the tabs. If no badge is worn from Groups 1 to 3, the replicas may be worn above the ribbons in the same precedence as established in (1) above. Special Forces and Ranger metal tab replicas are classified as group 4 special skill badges.

(3) Both the Special Forces and Ranger dress miniature metal tab replicas may be worn on the blue and white mess and evening mess uniforms and on the blue and white uniforms when miniature medals are worn. See paragraph 28-17(b)(2) for wear policy of dress miniature combat and special skill badges.

28-18. Identification badges

a. Order of precedence are the identification (ID) badges authorized for wear on the Army uniform.

- (1) Presidential Service Identification badge. See figure 28-62.
- (2) Vice-Presidential Service Identification badge. See figure 28-63.
- (3) Secretary of Defense Identification badge. See figure 28-64.
- (4) Joint Chiefs of Staff Identification badge. See figure 28-65.
- (5) Army Staff Identification badge. See figure 28-66.
- (6) Guard, Tomb of the Unknown Soldier Identification badge. See figure 28-67.
- (7) Drill Sergeant Identification badge. See figure 28-68.
- (8) U.S. Army Recruiter Identification badges (Active Army and ARNG). See figures 28-69, 28-70 and 28-71.

b. Badges not authorized for permanent wear. The following badges do not have an order of precedence in relation to the above identification badges:

- (1) *Career Counselor Identification badge.* See figure 28-72.
- (2) *Military Police Identification badge.* See figure 28-73.
- (3) *Army Medical Department Recruiters Badge.* See figure 28-74.

c. Wearing identification badges. No more than two identification badges may be worn on one pocket or side of the coat or jacket of the uniforms prescribed below. When two identification badges are worn on the same side or pocket, the precedence of the badges will be from the wearer's right to left as listed in a above. See figure 28-75. Identification badges will be worn as follows:

(1) *Male personnel.*

(a) Service and dress uniforms. ID badges will be worn centered on the coat and AG 415 shirt breast pocket, between the bottom of the flap and the bottom of the pocket. Badges will be equally spaced from left to right on the pocket.

(b) Mess and evening mess uniforms. ID badges will be worn centered between the upper two buttons of the jacket. See figure 28-76.

(2) *Female personnel.*

(a) Service and dress uniforms. ID badges will be worn parallel to the waistline on the coat of the Army green uniform and in a comparable position on the coat of the Army blue and white uniforms, and the maternity tunic and the AG 415 shirt. If no other awards and decorations are worn on the AG 415 shirt, the ID badges may be placed parallel to the nameplate or approximately 1 inch above the nameplate according to which side the badge is to be worn. Placement of badges may be adjusted to conform to individual figure differences. See figures 28-77 and 28-83.

(b) Mess and evening mess uniforms. ID badges will be worn centered between the lower two buttons on the side of the jacket. See figure 28-78.

d. Presidential Service Identification Badge. The badge will be worn on the right side as prescribed in *c* above.

e. Vice-Presidential Service Identification Badge. The badge will be worn on the right side as prescribed in *c* above.

f. Secretary of Defense Identification Badge. The badge will be worn on the left side as prescribed in *c* above.

g. Joint Chiefs of Staff Identification Badge. The badge will be worn on the left side as prescribed in *c* above.

h. Army Staff Identification Badge. The badge will be worn on the right side as prescribed in *c* above.

i. Guard, Tomb of the Unknown Soldier Identification Badge. The badge will be worn on the right side as prescribed in *c* above.

j. Drill Sergeant Identification Badge. This badge is authorized as a nonsubdued metal badge and as a subdued embroidered cloth badge. The nonsubdued metal badge will be worn on the right side as prescribed in *c* above. The subdued embroidered badge may only be worn on utility uniforms and field jackets with the badge centered on the right breast pocket between the bottom of the pocket flap and the bottom of the pocket or in a similar location on

uniforms without pockets. When wearing both the subdued Drill Sergeant and Career Counselor Badges on utility uniforms, the Drill Sergeant Badge will be worn to the right of the Career Counselor Badge. The subdued badge is embroidered on olive green cloth. Officers are authorized to wear the Drill Sergeant Badge if the badge was permanently awarded to them while in an enlisted status.

k. U.S. Army Recruiter Badge, Active Army and USAR Recruiter. This badge is authorized as a nonsubdued metal badge (see figure 28–69) and as a subdued embroidered cloth badge. The nonsubdued metal badge will be worn on the left side as prescribed in *c* above. Officers are authorized to wear the badge if the badge was permanently awarded to them while in an enlisted status. Officers, other than company commanders, assigned to the U.S. Army Recruiting Command, may only wear the badge during the period of assignment. Company commanders who assumed command after 1 October 1986 and were awarded the basic badge may wear the badge permanently. Company/area commanders who assumed command between 1 July 1985 and 30 September 1986 and were awarded the basic badge may wear the badge permanently. See AR 672–5–1 for criteria for company/area commanders. The subdued embroidered badge may only be worn on the utility uniforms and field jackets with the badge centered on the left breast pocket, between the bottom of the pocket flap and the bottom of the pocket or in a similar location on uniforms without pockets. These subdued badges are embroidered on olive green cloth (silver badge) or black cloth (gold badge). Only one recruiter badge is authorized for wear at a time.

l. Army National Guard Recruiter Badges. These badges are authorized as nonsubdued metal badges and as subdued embroidered cloth badges. See NGR 672–2 for eligibility criteria and the complete description of the badges.

(1) The nonsubdued badges are:

(a) Basic badge which is silver and identifies a basic level recruiter. This badge is for temporary wear and may only be worn while assigned to a recruiting position or to occasional recruiting duties. Officers may wear this as a temporary badge if assigned to recruiting duties. See figure 28–71.

(b) Senior badge which is a gold badge of identical design to the basic badge and identifies a senior level recruiter. The badge is for temporary wear and may only be worn while assigned to a recruiting position or while assigned to occasional recruiting duties. Officers may wear this as a temporary badge if assigned to recruiting duties. See figure 28–71. (Same as basic badge figure, except it is gold).

(c) Master badge which is a gold badge surrounded by a wreath and identifies the master level recruiter. This badge is for permanent wear and may be worn on the class A uniform after leaving a recruiting duty. It may be worn on the AG 415 shirt after leaving recruiting duty only when all other awards and decorations are worn. Only officers earning this badge as an enlisted recruiter or as an AMMED recruiter may wear this badge. See figure 28–70.

(2) The subdued badges are embroidered on cloth and use color schemes to identify level of award.

(a) Basic badge is a black minuteman on green cloth.

(b) Senior badge is a green minuteman on black cloth and identifies a senior level recruiter.

(c) Master badge is a black minuteman on green cloth surrounded by a black wreath and identifies a master level recruiter.

(3) *Wear of nonsubdued badge.* The nonsubdued metal badge is worn on the left side as described in *c* above. The nonsubdued badge will be worn on the black pullover sweater instead of a DUI or RDI by soldiers assigned recruiting duties.

(4) *Wear of subdued badges.* The subdued badges will be worn on the utility uniforms and field jacket with the badge centered on the left breast pocket between the bottom of the pocket flap and the bottom of the pocket or in a similar location on uniforms without pockets.

(5) *Wear of recruiter badge.* Only one recruiter badge is authorized for wear at a time. Soldiers currently on recruiting duty will wear the recruiter badge of their component.

m. Career Counselor Identification Badge. The badge is authorized as a nonsubdued metal badge and as a subdued embroidered cloth badge. This badge is only authorized for wear by enlisted personnel and will be worn on the right side as prescribed in *c* above. The badge may be authorized for wear while assigned to authorized duty positions that require PMOS 00R (Retention NCO), 00E (Transition NCO), or 79D (Reenlistment NCO–Reserve Components). The subdued embroidered badge may be worn on the utility uniforms and field jackets with the badge centered on the right breast pocket, between the bottom of the pocket flap and the bottom of the pocket or in a similar location on uniforms without pockets. The subdued badge is embroidered on olive green cloth. When both the Career Counselor Identification and Drill Sergeant badges are worn, the Drill Sergeant Badge is worn to the right of the Career Counselor Badge. The nonsubdued badge will be worn on the black pullover sweater instead of the DUI.

n. Military Police Badge. The military police badge is the symbol of law enforcement authority vested in military police and will only be worn in the performance of law enforcement duty. The military police badge will only be worn with the Army green uniform when the coat or jacket is worn as a outer garment. Male personnel will wear the badge centered below the pocket flap on the left breast pocket (figure 28–79). Female personnel will wear the badge centered or aligned to the left above the service ribbons (figure 28–80). The badge will be attached to the outer garment by using a pin clasp or a leather fob. The full color MP brassard will be worn when wearing the AG 415 shirt, black pullover sweater, black windbreaker, or black overcoat. The local commander may authorize wear of the nonsubdued

brassard with the utility uniform when performing garrison law enforcement duties. The subdued MP brassard will be worn with utility uniforms when performing tactical duties in the field.

o. Army Medical Department Recruiter Badge. The badge is authorized for temporary wear by officer's assigned to The Office of the Surgeon General who have the responsibility of recruiting doctors.

28-19. Wear of foreign badges

No more than one foreign badge may be worn at any one time. Only those badges awarded in recognition of military activities and by the military department of the host country are authorized for acceptance and permanent wear on the Army uniform. The only Vietnamese badges authorized for wear are the parachute, ranger, and explosive ordnance disposal badge. Soldiers must obtain approval from HQDA in accordance with the procedures provided in AR 672-5-1 to accept, retain, and wear a foreign badge. The foreign badge will be worn 1/8 inch above the pocket flap, 1/2 inch above the nameplate for female personnel and 1/2 inch above any unit awards if worn (figures 28-81 and 28-82). A foreign badge may not be worn unless at least one U.S. medal or service ribbon is worn at the same time. Foreign badges are not authorized for wear on mess or utility uniforms. Foreign badges that are only awarded as cloth badges will not be worn on the Army uniform. The German marksmanship award (Scuetzenschur) may only be worn by enlisted personnel. If authorized for wear, it will be worn on the right side of the uniform coat with the upper portion attached under the center of the shoulder loop, and the bottom portion attached under the lapel. Foreign badges which cannot be worn properly because of size or configuration will not be worn.

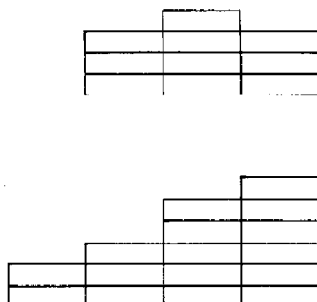


Figure 28-1. Wear of ribbons centered and aligned to the left

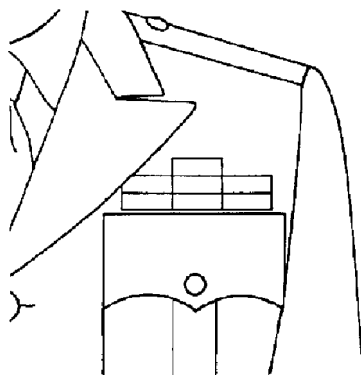


Figure 28-2. Wear of ribbons, male




Figure 28-3. Wear of ribbons, female

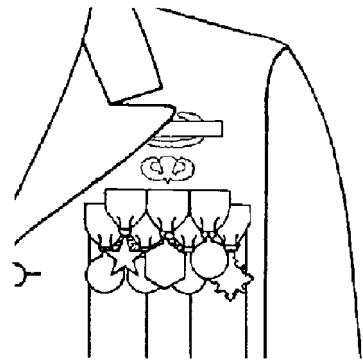


Figure 28-4. Wear of full size and miniature medals, male




Figure 28-5. Wear of full size and miniature medals, female

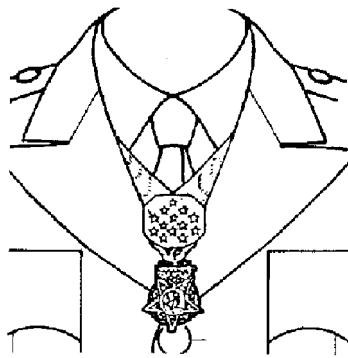


Figure 28-6. Wear of Medal of Honor

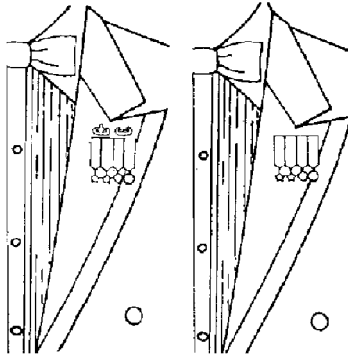


Figure 28-7. Wear of miniature medals on mess uniforms, male




Figure 28-8. Wear of miniature medals on mess uniforms, female

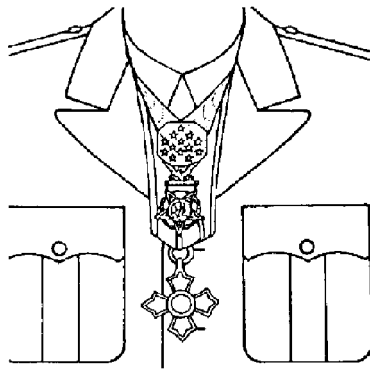


Figure 28-9. Wear of multiple neck ribbons, male




Figure 28-10. Wear of multiple neck ribbons, female




Figure 28-11. Wear of sash and stars, male

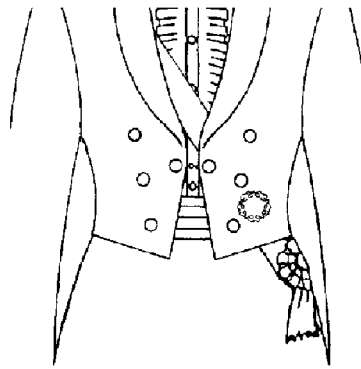


Figure 28-12. Wear of sash and stars, female

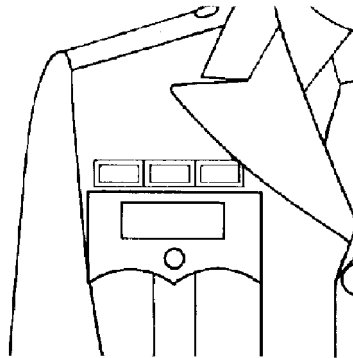


Figure 28-13. Wear of unit awards, male




Figure 28-14. Wear of unit awards, female



Figure 28-15. U.S. Distinguished International Shooter Badge




Figure 28-16. Distinguished Rifleman badge




Figure 28-17. Distinguished Pistol Shot badge




Figure 28-18. U.S. Army Excellence in Competition Rifleman badge


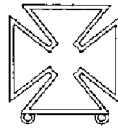
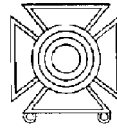


Figure 28-19. U.S. Army Excellence in Competition Pistol Shot badge



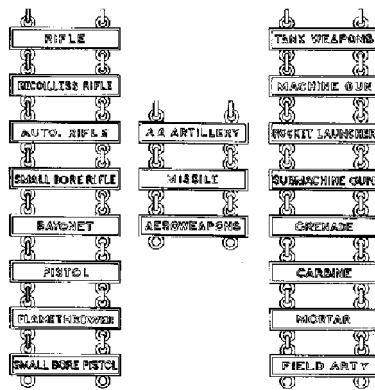
Marksman



Sharpshooter



Expert



Marksmanship Qualification Clasps

Figure 28-20. Marksmanship qualification badges

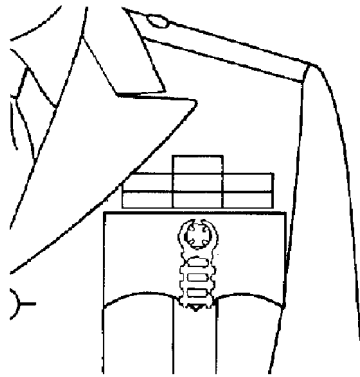


Figure 28-21. Wear of one marksmanship or one special skill badge on the pocket flap, male

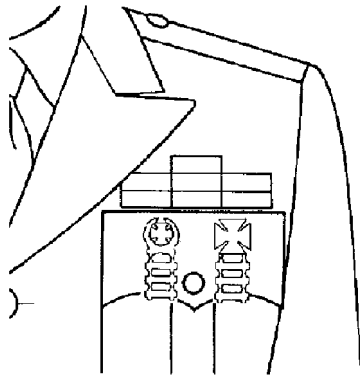


Figure 28-22. Wear of two marksmanship or two special skill badges on the pocket flap, male

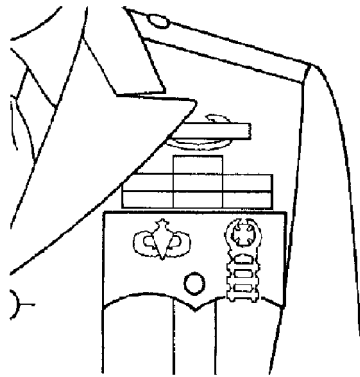


Figure 28-23. Wear of one special skill and one marksmanship badge on the pocket flap, male

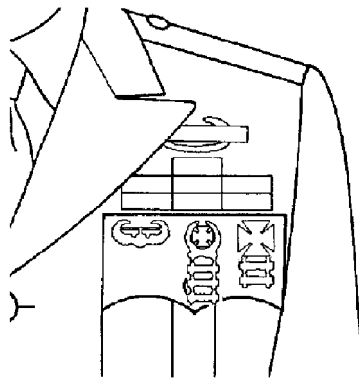


Figure 28-24. Wear of one special skill and two marksmanship badges on the pocket flap, male




Figure 28-25. Wear of one special skill and two marksmanship badges on the pocket flap, male

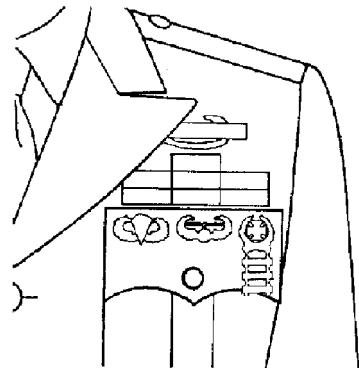


Figure 28-26. Wear two special skill and one marksmanship badges on the pocket flap, male




Figure 28-27. Wear of one marksmanship or one special skill badge below the ribbons, female




Figure 28-28. Wear of two special skill or two marksmanship badges below the ribbons, female




Figure 28-29. Wear of one special skill and one marksmanship badge below the ribbons, female




Figure 28-30. Wear of two special skill and one marksmanship or one special skill and two marksmanship or three marksmanship badges below the ribbons, female



Figure 28-31. President's Hundred Tab

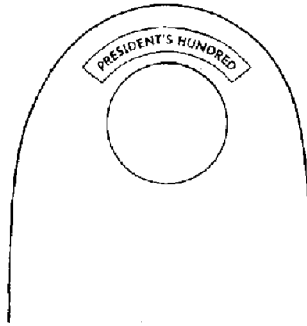
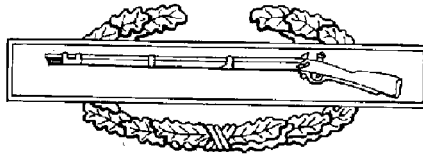



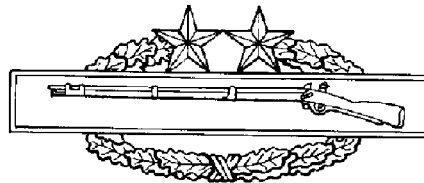
Figure 28-32. Wear of President's Hundred Tab



First Award



Second Award



Third Award

Figure 28-33. Combat Infantry badges

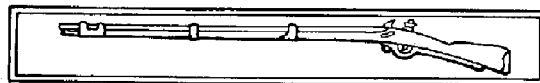


Figure 28-34. Expert Infantry badge



First Award



Second Award




Third Award

Figure 28-35. Combat medical badges



Figure 28-36. Expert Field Medical Badge



Device



Device Worn on any Aviator Badge

Figure 28-37. Army Astronaut device



Army Aviator



Senior Army Aviator



Master Army Aviator

Figure 28-38. Army Aviator badges



Flight Surgeon



Senior Flight Surgeon



Master Flight Surgeon

Figure 28-39. Flight Surgeon Badges



Aircraft Crewman



Senior Aircraft Crewman



Master Aircraft Crewman

Figure 28-40. Aircraft Crewman Badges



Figure 28-41. Glider Badge



Parachutist



Senior Parachutist

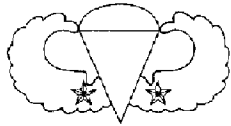


Master Parachutist

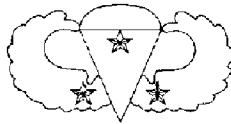
Figure 28-42. Parachutist Badges



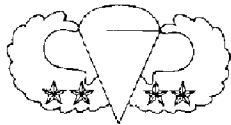
One jump



Two jumps



Three jumps



Four jumps

Figure 28-43. Parachutist Badges with combat jump device



Figure 28-44. Pathfinder badge


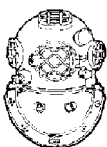


Figure 28-45. Air Assault badge




Salvage diver



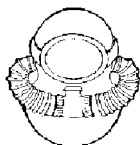
Second class diver



First class diver



Master diver



Scuba diver

Figure 28-46. Diver badges

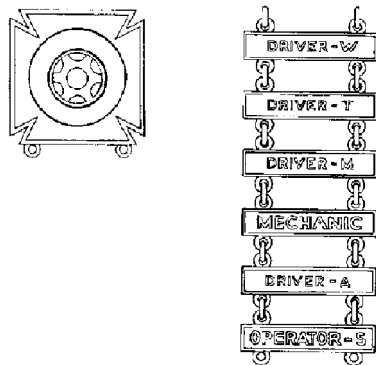
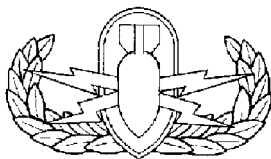
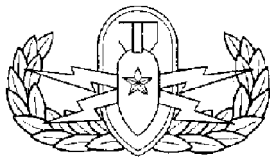



Figure 28-47. Driver and Mechanic badge and clasps



Explosive Ordnance Disposal



Senior Explosive Ordnance Disposal

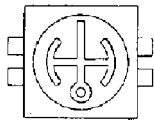


Master Explosive Ordnance Disposal

Figure 28-48. Explosive Disposal badges



Figure 28-49. Parachutist Rigger badge



Basic badge



Second Class Operator



First Class Operator



Supervisor (Gold)

Figure 28-50. Nuclear Reactor Operator badge



Figure 28-51. Physical fitness patch




Figure 28-52. Wear of combat and special skill badges above and below ribbons, male




Figure 28-53. Wear of combat and special skill badges above and below ribbons, female

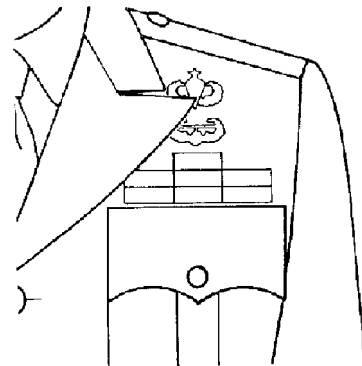


Figure 28-54. Wear of special badges above ribbons, male




Figure 28-55. Wear of special skill badges above ribbons, female



Figure 28-56. Wear of subdued combat and special skill badges



Figure 28-57. Ranger tab

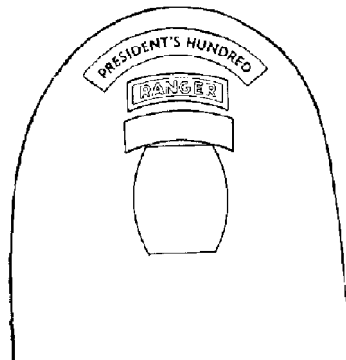


Figure 28-58. Wear of multiple special skill tabs




Figure 28-59. Wear of metal tab replicas on Army dress uniforms

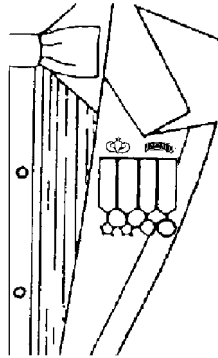


Figure 28-60. Wear of metal tab replicas on Army mess uniforms



Figure 28-61. Special Forces Tab



Figure 28-62. Presidential Service Identification Badge




Figure 28-63. Vice-Presidential Service Identification Badge




Figure 28-64. Secretary of Defense Identification Badge




Figure 28-65. Joint Chiefs of Staff Identification Badge




Figure 28-66. Army Staff Identification Badge



Figure 28-67. Guard, Tomb of the Unknown Soldier Identification Badge



Figure 28-68. Drill Sergeant Identification Badge



Figure 28-69. U.S. Army Recruiter Identification Badge, Active Army and USAR



Figure 28-70. Master (with wreath)



Figure 28-71. Army National Guard Recruiter Identification Badge, (Basic-silver; Senior-gold)



Figure 28-72. Career Counselor Identification Badge



Figure 28-73. Military Police Identification Badge

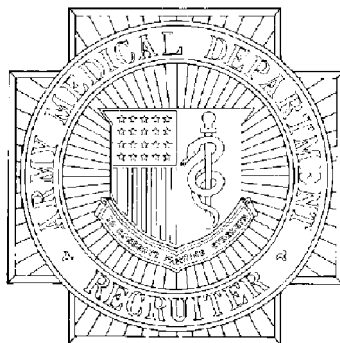


Figure 28-74. Army Medical Department Identification Badge (Temporary)

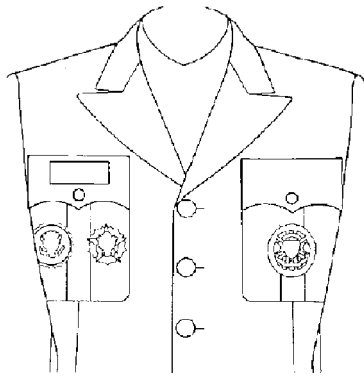


Figure 28-75. Wear of identification badges on service and dress uniforms, male

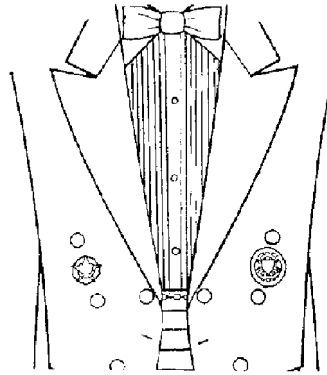


Figure 28-76. Wear of identification badges on mess uniforms




Figure 28-77. Wear of identification badges on service and dress uniforms, female




Figure 28-78. Wear of identification badges on mess uniforms, female

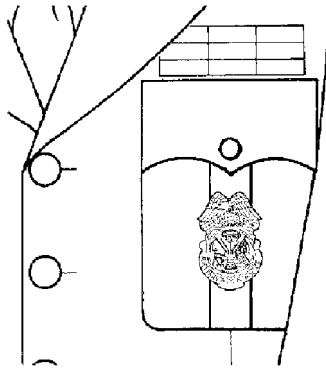


Figure 28-79. Wear of military police identification badge, male




Figure 28-80. Wear of military police identification badge, female

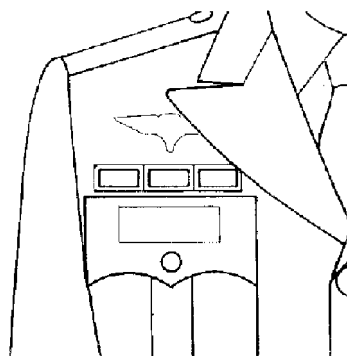


Figure 28-81. Wear of foreign award, male




Figure 28-82. Wear of foreign award, female




Figure 28-83. Wear of identification badges on AG 415 shirt, female (optional method)

Chapter 29

Wear of the Army Uniform by Reserve, Retired, Separated, and Civilian Personnel

29–1. Occasions of ceremony

As used in this regulation, the phrase “occasions of ceremony” means occasions essentially of a military character at which the uniform is more appropriate than civilian clothing. These functions include but are not limited to military balls, military parades, military weddings, military funerals, memorial services, meetings and conferences, or functions of associations formed for military purposes of which the membership is composed largely or entirely of honorably discharged veterans of the Armed Forces or of Reserve personnel. Authority to wear the uniform includes wearing the uniform while traveling to and from the ceremony, provided the travel in uniform can be completed on the day of the ceremony.

29–2. Wear of the uniform by members of the Army National Guard and U.S. Army Reserve

All members of the ARNG and USAR on active duty, annual training, or active duty for training will wear the uniform and insignia prescribed for personnel in the Active Army. The Army uniform may also be worn by ARNG and USAR personnel on the following occasions:

a. When within the limits of the United States or its possessions. ARNG and USAR personnel not on active duty may wear the Army uniform only as follows:

(1) When participating in reserve training assemblies (inactive duty training), exercises, conferences, or ceremonies in an official capacity as a member of the ARNG or the USAR under competent orders.

(2) When engaged in military instruction or in attendance as a student under appropriate orders at any school or course of instruction under the auspices of the Armed Forces or the Reserve Components.

(3) When instructors at an educational institution conducting courses of instruction approved by the Armed Forces or when responsible for military discipline at like institutions.

(4) When attending social functions or informal gatherings of a military character. All current and former soldiers, while wearing the uniform under the provisions of this chapter, will conform to the wear and appearance standards in this regulation.

(5) When enrolled as undergraduates in any educational institutions in which there is an active ROTC unit or an established USAR unit. Individuals may wear the uniforms and insignia of their grade only upon such occasions as may be expressly desired or authorized by the Professor of Military Science or other proper official of the school. Members of the USAR attending institutions at which military training is required curricular activity are authorized and may be required to wear the uniform prescribed by the institution, including the insignia of any grade or rating held in the student unit.

(6) USAR technicians who are also members of the Ready Reserve cannot be required but may wear the Army uniform while on duty in their civil service status.

b. When outside the limits of the United States or its possessions. ARNG and USAR personnel not on active duty and outside the limits of the United States or its possessions will not, unless granted authority by HQDA, wear the Army uniform. However, ARNG and USAR personnel, may on occasions of military ceremony or other military functions in a foreign country, upon reporting to the nearest Army attache, and having their status accredited, be granted authority to wear the Army uniform. In a foreign country not having an Army attache, authority to wear the Army uniform for a specific occasion must be obtained from the military authorities of the country concerned.

c. ARNG personnel. ARNG personnel may also wear the Army uniform in the performance of State service when so authorized by their respective State adjutant general.

d. USAR personnel.

(1) Warrant officers and enlisted personnel serving on active duty who also hold commissions in the USAR may wear the uniform indicative of their grade in the USAR only as follows:

(a) When undergoing voluntary training designed for Reserve officers, which they have been authorized to take, and in traveling to and from that training.

(b) When attending meetings or functions of associations formed for military purposes; the membership of which is composed largely or entirely of officers of the United States Army or of former members of the Army.

(2) Warrant officers and enlisted personnel serving on active duty who also hold commissions in the USAR may not wear the uniform indicative of their grade in the USAR as follows:

(a) When in an office of the Department of Defense.

(b) When they would be in association with troops of the Regular Army or of the ARNG when called into Federal service except when the individual is on active duty as a Reserve officer or as otherwise authorized in (1) above.

29-3. Wear of the uniform by retired personnel

a. Personnel who will be advanced to a higher grade upon retirement may wear at their option the insignia of such higher grade while participating in retirement ceremonies and thereafter.

b. Retired personnel on active duty will wear the uniform and insignia prescribed for personnel in the Active Army of corresponding grade and branch.

c. Retired personnel not on active duty may wear either the uniform reflecting their grade and branch on the date of their retirement or the uniform for personnel in the Active Army of corresponding grade and branch, when appropriate, but may not intermix the two uniforms. The grade worn will be as shown on the retired grade of rank line on the retirement order.

d. Retired personnel not on active duty are not authorized to wear shoulder sleeve insignia except as follows:

(1) Junior ROTC instructors will wear the TRADOC shoulder sleeve insignia on their left shoulder.

(2) The shoulder sleeve insignia for U.S. Army Retirees is authorized for wear on the left shoulder by retired personnel. The insignia is on a white cloth disc with a blue border and an inner white disc with a red border which has a blue and white adaptation of the coat of arms of the United States between the inscription "UNITED STATES ARMY" in red letters at the top and "RETIRED" in blue letters at the bottom. See figure 29-1.

(3) The shoulder sleeve insignia of a former wartime unit may be worn on the right shoulder by retired personnel who served in the unit.

e. Retired personnel not on active duty are not authorized to wear the Army uniform when they are instructors or responsible for military discipline at an educational institution unless the educational institution is conducting courses of instruction approved by the Armed Forces.

f. In addition to the occasions for wear, listed above, retired personnel may only wear the uniform on the following occasions:

(1) Attending military funerals, memorial services, weddings, inaugurations, and other occasions of ceremony.

(2) Attending parades on National or State holidays, or other parades or ceremonies of a patriotic nature in which any active or reserve United States military unit is taking part. Wearing of the Army uniform at any other time or for any other purpose than stated above is prohibited.

29-4. Wear of the uniform by former members of the Army

Unless qualified under another provision of this regulation or under the provisions of Title 10, United States Code, Section 772, former members of the Army who served honorably during a declared or undeclared war and whose most recent service was terminated under honorable conditions, may wear the Army uniform in the highest grade held during such war service. The uniform may be worn only for the following ceremonies and when traveling to and from the ceremony.

a. Attending military funerals, memorial services, weddings, inaugurations, and other occasions of ceremony.

b. Attending parades on National or State holidays, or other parades or ceremonies of a patriotic nature in which any active or reserve United States military unit is taking part. Wearing of the Army uniform at any other time or for any other purpose than stated above is prohibited.

29-5. Wear of the uniform by Medal of Honor recipients

Personnel who have been awarded the Medal of Honor may wear the Army uniform at their pleasure except under the circumstances in paragraph 1-10.

29-6. Wear of medals on civilian clothes

Retired personnel and former soldiers may wear either full size or miniature medals on appropriate civilian clothing including clothes designed for veteran's and patriotic organizations on Veteran's Day, Memorial Day, and Armed Forces Day as well as at formal occasions of ceremony and social functions of a military nature.

29-7. When wear of the uniform is prohibited

The wear of the Army uniform by ARNG, USAR, retired, separated, and civilian personnel under the circumstances in paragraph 1-10 is prohibited.

29-8. Wear of a uniform similar to the Army uniform

a. A person for whom one of the following uniforms is prescribed may wear it provided it includes distinctive insignia prescribed by the Secretary of the Army to distinguish it from the United States Army uniform.

(1) For an instructor or member of the organized cadet corps, the uniform prescribed by a State university, college, or public high school having a regular course of military instruction.

(2) For an instructor or member of the organized cadet corps, the uniform prescribed by an educational institution having a regular course of military instruction with an Army member as an instructor in military science.

(3) For a member of a military society when authorized by regulations prescribed by the Secretary of the Army, the

uniform prescribed by a military society, composed of persons discharged honorably or under honorable conditions from the United States Army.

b. According to Title 10, United States Code 773(b), none of the uniforms prescribed in a above may include insignia or grade, the same as or similar to those prescribed for officers of the Army, Navy, Air Force, or Marine Corps.

c. State Defense Forces (SDF) may adopt the Army service and utility uniforms (excluding the battle dress uniforms) provided all buttons, cap devices, and other insignia differ significantly from that prescribed for wear by members of the U.S. Army. State insignia will not include "United States," "U.S.," "U.S. Army," or the Great Seal of the United States. A State designed SDF distinguishing badge or insignia may be worn centered on the left pocket flap. The red name tag will include the full title of the SDF, i.e., "Texas State Guard." The utility uniforms will contain a State SDF tape in lieu of "U.S. Army" over the left breast pocket. States wishing to adopt the Army service and utility uniforms will register with the Chief, National Guard Bureau.

29–9. Wear of Distinctive Unit Insignia on Civilian Clothing

The distinctive unit insignia may be worn on the breast pocket or the lapel by former members of a unit.

29–10. Wear of uniforms by U.S. civilians

a. Authorized civilians. U.S. civilian personnel attached to or authorized to accompany forces of the United States, including DA civilians are authorized to wear utility uniforms only when required in the performance of their duties and when authorized by the MACOM commander. Procedures for purchasing uniforms, footwear, and insignia is contained in AR 700–84, chapter 3. Only the insignia described below may be worn on these uniforms.

b. Insignia for civilians.

(1) *Description.* A black equilateral triangle 1 1/4 inches long per side with the letters "U.S." in olive drab color, 1/4 inch wide and 1/2 inch high is printed on a olive green colored cloth background 3 inches long and 2 1/2 inches wide. The insignia will also indicate the designated assignment in black letters 1/4 inch high, if applicable.

(a) Authorized designations are as follows:

- 1 Scientific Consultant.
- 2 Operations Analyst.
- 3 War Correspondent.
- 4 Technical Observer.
- 5 Ordnance Technician
- 6 Chauffeur.
- 7 Messenger.
- 8 Logistics Specialist.
- 9 Safety
- 10 Ammunition Surveillance.

(b) Insignia for civilians performing duties not listed above or when specific designations are not required will conform to above description except insignia will not denote duty assignment. See figure 29–2.

(2) *How worn.* The insignia may be worn centered directly above the left pocket or on the left sleeve on the utility uniforms and in a similar location on outer garments and centered on the BDU cap.

(3) *Nametape or nameplate.* A standard size nametape or nameplate (see figures 27–141 through 27–143) may be worn above the right pocket in the same manner as for Army personnel.



Figure 29-1. Shoulder sleeve insignia, retirees




Figure 29-12. Insignia for civilians

Appendix A References

Section I Required Publications

AR 600–20

Army Command Policy and Procedures. (Cited in paras 1–5 and 1–7*b*.)

AR 672–5–1

Military Awards. (Cited in paras 29–2, 29–5, 29–11, 29–12, 29–13, and 29–19.)

AR 700–84

Issue and Sale of Personal Clothing. (Cited in paras 1–4, 1–9*a*, 1–9*b*, 2–5, 3–5, 6–5, 13–5, 15–11, 16–12, and 17–1.)

CTA 50–900

Clothing and Individual Equipment. (Cited in paras 2–5, 2–6, 3–2, 4–2, 5–2, 6–2, 7–2, 8–2, 9–2, 10–2, 11–2, 12–2, 13–2, 14–2, 17–1, 18–1, 19–1, 20–1, 20–11, 21–1, 21–11, 22–1, 23–1, 28–1, 28–3, and app B.)

Section II Related Publications

AR 10–5

Department of the Army

AR 165–1

Chaplain Activities in the United States Army

AR 140–10

Army Reserve: Assignments, Attachments, Details, and Transfers

AR 190–30

Military Police Investigations

AR 310–25

Dictionary of United States Army Terms

AR 614–100

Officers Assignment Policies, Details and Transfers

AR 600–8–14

Leave and Passes

AR 635–100

Officer Personnel

AR 635–200

Enlisted Personnel

AR 640–3

Identification Cards, Tags, and Badges

AR 672–8

Manufacture, Sale, Wearing, and Quality Control of Heraldic Items

AR 672–20

Incentive Awards

AR 700–86

Life Cycle Management of Clothing and Individual Equipment

CTA 8-100

Army Medical Department Expendable/Durable Items

CTA 50-909

Field and Garrison Furnishings and Equipment

CTA 50-970

Expendable/Durable Items (Except Medical, Class V, Repair Parts, and Heraldic Items)

DA Pam 672-1

The Unit Citation and Campaign Participation Credit Register, WWII

DA Pam 672-3

The Unit Citation and Campaign Participation Credit Register, Korea

NGR 600-102

Commissioned and Warrant Officers Assigned to Selective Service Sections State Area Commands

NGR 672-2

Army National Guard Recruiter Badges

TB Med 287

Pseudofolliculitis of the Beard

TM 10-227

Fitting of Army Uniforms and Footwear

Department of Defense Foreign Clearance Guide

Section III

Prescribed Forms

There are no entries in this section.

Section IV

Referenced Forms

There are no entries in this section.

Appendix B

Table of Prescribed Dress

Table B-1
Table of Prescribed Dress

Prescribed	Attire
Duty uniform	Duty uniform as locally prescribed.
Informal Uniform	Army blue or white with four-in-hand tie or neck tab. ¹ Enlisted personnel may wear the class A Army green uniforms (female with skirt) with white shirt and black bow tie, four-in-hand necktie (before retreat) or neck tab as a substitute.)
Civilian	Civilian business suit.
Black tie Uniform	Army blue or white dress uniforms with black bow tie; blue, white or black mess uniforms. See notes. Enlisted personnel may wear the Army green uniform (female with skirt) with white shirt and black bow tie or neck tab.
Civilian	Civilian dinner jacket (tuxedo).
White tie Uniform	Army blue and black evening mess uniforms.
Civilian	Evening full dress (tail coat).

Notes:

Unless otherwise indicated by the host, the uniform equivalent of specified civilian attire may be worn. Invitations may prescribe dress as indicated above, e.g., "Army blue or Army blue mess." The white and white mess uniforms are normally worn from April to October, except in clothing zones 1 and 2 in accordance with CTA 50-900.

Appendix C Officer Uniform Requirements

C–1. General

Officers are responsible for procuring and maintaining uniforms appropriate to their assigned duties. Sufficient quantities of personal items necessary to ensure acceptable standards of personal hygiene and appearance will be procured and maintained. It is mandatory that all officers dress in accordance with their position as an officer of the United States Army and in accordance with the traditions and customs of the service.

C–2. List of major components

The major items of uniform clothing that are normally prescribed by commanders, with minimum quantities that should be in the possession of all officers, are shown in table C–1 as follows:

Table C–1
List of major components

Item	Male	Female
Coat, black all weather	1	1
Uniform, Army green	1	1 ¹
Uniform, Army blue	1 ^{2, 5}	1 ^{2, 5}
Uniform, Army green maternity	N/A	2 ³
Uniform, Battle dress	4 ⁴	4 ⁴
Coat, cold weather, woodland pattern camouflage (field jacket)	1	1
Uniform, physical fitness		
T-shirt	2	2
Shorts	2	2
Sweat shirt	1	1
Sweat pants	1	1

Notes:

¹Three-piece ensemble.

²The Army blue uniform is required for all officers on extended active duty for periods of 6 months or more.

³As required by AR 635–100 and chapter 17 of AR 670–1.

⁴Officers will have four utility uniforms — two temperate and two hot weather.

⁵Additional quantities required by officers for performance of official duties in units when the mission includes band formations, reviews, parades, ceremonial events, and the like are authorized as organizational issue by CTA 50–900.

C–3. Accessories

Officers are also responsible for procuring and maintaining adequate quantities of appropriate accessories, insignia, footwear, undergarments, headgear, and handgear for use with the above uniforms.

Appendix D Mandatory Possession/Wearout Dates

D-1. Possession and wearout dates of clothing bag items

a. All soldiers are required to possess all clothing bag items. The following items listed in table D-1 and table D-2 have either been added to the clothing bag or have been changed enough to require replacement by a new item. The item, number required, and possession dates also appear below, along with the wearout dates for deleted or replaced items.

b. Initial entry soldiers will be issued these items in their clothing bag. All other soldiers must purchase these items. Soldiers will have been paid sufficient clothing replacement allowance (CRA) to purchase these items from the Army Military Clothing Sales Store. The CRA will have been paid over a period of time from the date of the introduction of the item into the system and the mandatory possession date.

D-2. Replacement of required items

a. The CRA is paid to soldiers on an annual basis to provide sufficient funds over a period of time for the replacement of required items of clothing that are prescribed for wear. The CRA is not intended to cover the cost of repair, dry cleaning, or laundering.

b. The initial issue represents the minimum uniform requirements. It is possible that soldiers, particularly careerists, may find it convenient or advantageous to acquire and maintain more uniforms than are provided for in the CRA. In addition, any unusual wear and tear, damage, or loss of items may result in out-of-pocket costs. Greater than average wear of one type of clothing bag item (i.e., battle dress uniform) is offset by less than average wear of another (i.e., service green uniform).

Table D-1
Possession dates of clothing bag items

Item	First one	Second one
PFU T-shirt	1 Oct 90	1 Apr 92
PFU shorts	1 Oct 90	1 Apr 92
PFU sweatshirt	1 Apr 92	NA
PFU sweatpants	1 Apr 92	NA
Black shoulder Marks	1 Oct 92	NA
AG 415 Short sleeve shirt w/pleated pockets male	1 Oct 93	1 Oct 93
Black all weather coat, double breasted, belted, 65/35 poly/cotton	1 Oct 97	NA

Table D-2
Wearout dates of clothing bag items

Item	Wearout date	Replaced by
Green shoulder marks	30 Sep 92	Black shoulder marks
AG 415 short sleeve shirt w/o pleated pockets	TBD	Short sleeve w/pleated pockets
OG 408 Green socks	None	Black cushion sole socks
Black all weather coat 50/50 poly/cotton	30 Sep 97	Double breasted, belted, 65/35 poly/cotton

Notes:

¹Items No Longer Authorized for Wear
Female Black Beret

Appendix E Clothing Bag List

E-1.

Soldiers are required to possess the following clothing items listed in table E-1 below in the quantities listed. Soldiers may purchase and wear optional items authorized by this regulation.

E-2.

Items identified by an “X” in the optional item column are authorized to be possessed in lieu of the specification item. These items have been approved by the Army and contain the required certification label.

E-3.

Those items identified by an “*” in the optional item column are authorized to be possessed in lieu of the specification item. These items are not required to be certified/approved by the Army.

Table E-1
Clothing bag list

Item	Quantity required	Specifi- cation item	Optional item
Bag, duffle	1 ¹	X	
Belt, web, blk	1 (female)	X	
	2 (male)	X	
Boots, cbt, lea w/speed lacing	2	X	
Buckle, belt, bl	1	X	
Buckle, brass	1 (male)	X	X
Cap, camo, TBDU	2	X	
Cap, garrison	2	X	
Coat, all weather double breasted	1	X	
Coat, camo, TBDU	2	X	
Coat, camo, HWBDU	2	X	
Coat, camo, CW	2	X	
Coat, AG 489	1	X	
Drawers, brown, ctn ¹	7 (male)	X	X
Gloves, lea, blk	1	X	X
Gloves, insert	2	X	
Gloves, shell, cw	1	X	
Handbag, syn, blk	1 (female)	X	*
Handkerchief, br	6 ¹	X	*
Necktab, univ	1 (female)	X	
Necktie, wl, blk	1 (male)	X	*
PFU sweatshirt	1 ²	X	
PFU sweatpants	1 ²	X	
PFU trunks	2 ²	X	
PFU T-shirt	2 ²	X	
Shirt, SS, AG 415	2	X	X
Shirt, LS, AG 415	1	X	X
Shoes, dress blk	1 (male)	X	*
shoes, oxford	1 (female)	X	*
Skirt, AG 489	2 (female)	X	X
Slacks, AG 489	2 (female)	X	X
Socks, blk	3 (male)	X	*
Socks, OG 408	7	X	
Towel, bath, br	4 ¹	X	
Trousers, camo TBDU	2	X	
Trousers, camo, HWBDU	2	X	
Undershirt, br	7	X	
Undershirt, wh (see note 1)	2 (male)	X	*
Cash allowance (pumps)	1 (female) ³		

Notes:

¹ Soldiers are not paid a CRA for this item.

² See Chapter 13, this regulation for wear and possession policy for the PFU.

³ Females are paid a cash allowance to purchase a pair of black pumps and necessary underwear and nylons.

Appendix F

Shoulder Sleeve Insignia—Former Wartime Service (SSI–FWTS)

F–1. Priority

- a.* Soldiers wear the SSI–FWTS of the unit to which they are assigned.
- b.* Soldiers wear the SSI–FWTS of their next higher command if their current unit of assignment is not authorized its own SSI.
- c.* Soldiers in an individual TDY status wear the SSI–FWTS of the unit of attachment. If they are not attached, they wear the SSI–FWTS of the unit to which they are OPCON.

F–2. Active component (AC)

- a.* If an AC soldier is assigned to a US Army Reserve (USAR) element that was activated as a unit and who continue to wear their own SSI, then the AC soldier would wear the SSI of the unit of assignment. In this case, the soldier would wear the SSI of the USAR unit.
- b.* If an AC unit deploys and is never reassigned to another command, then the soldiers of the unit wears their own SSI. A unit does not have to deploy with its headquarters. (Example: The 15th Military Intelligence (MI) Battalion, an integral part of the 504th MI Brigade, deployed. The 15th MI battalion wears the SSI of the 504th MI brigade. The 15th MI battalion personnel were never released from assignment to the 504th MI brigade but were attached to the 525th MI brigade. The 15th MI battalion will wear as their SSI–FWTS the SSI of the 504th MI brigade.)
- c.* Personnel who deploy and remain assigned and OPCON to their command wear as their SSI–FWTS the SSI of their parent command. (Example: Trial Defense and CIDG personnel deployed and remained assigned and OPCON to their respective commands. They were attached to various units in SWA for administration and logistics; however, they remained assigned and OPCON to their parent units. They will wear as their SSI–FWTS the SSI of their respective commands.)

F–3. Reserve component (RC)

- a.* When reserve elements are activated/federalized they must get into the federal chain of command. This is accomplished by releasing them from command and control of their ARCOM/State and assigning them to an active component.
- b.* An SSI bearing reserve unit activated in its entirety, would wear its own SSI as their SSI–FWTS. (Example: A reserve Military Police (MP) brigade was activated in its entirety. The MP brigade had their own SSI and that is the SSI they would wear as their SSI–FWTS.)
- c.* Reserve elements activated independent of their unit would wear as their SSI–FWTS the SSI of the AC unit to which they were assigned. (Example: A reserve water purification company wearing their ARCOM SSI was activated. The company was released from assignment of the ARCOM and assigned to 3D Army. The company would wear the 3D Army SSI as their SSI–FWTS.)
- d.* Individual RC personnel wear as their SSI–FWTS the SSI of the unit of assignment in theater.

F–4. General

- a.* If the soldier is authorized to wear more than one SSI–FWTS, it is the soldier's choice which one will be worn. The soldier may also elect not to wear an SSI–FWTS.
- b.* The wear policy for SSI has always been the unit of assignment. The only time unit of assignment does not apply is when soldiers are sent TDY to a combat zone.
- c.* When soldiers are sent TDY to a combat zone, the soldier wears as their SSI–FWTS the SSI of the unit to which the soldier is either attached or OPCON (in that order).
- d.* Precedence was established in Vietnam for elements organic to or an integral part of an organization, to wear their organizational SSI as their SSI–FWTS.

Glossary

Section I Abbreviations

AG

Army Green

AMC

U.S. Army Materiel Command

ANC

Army Nurse Corps

ARNG

Army National Guard

AS

Army shade

BDU

Battle dress uniform

CA

Civil Affairs

CIE

clothing and individual equipment

CMF

Career Management Field

CONUS

continental United States

CQ

Charge of Quarters

CTA

Common Table of Allowances

DBDU

Desert battle dress uniform

DENTAC

Dental activity

DISCOM

Division support command

DOD

Department of Defense

DPSC

Defense Personnel Support Center

DUI

Distinctive unit insignia

FCG

Foreign Clearance Guide

HQDA

Headquarters, Department of the Army

ID

identification

IET

initial entry training

JAGC

Judge Advocate General's Corps

MACOM

major Army command

MCSS

Military Clothing Sales Store

MFO

Multinational force

MOS

military occupational specialty

MP

military police

MUSARC

major U.S. Army Reserve Command

OCIE

organizational clothing and equipment

OCS

officer candidate school

OD

olive drab

OG

olive green

PM-SOLDIER

Project Manager, Soldier

ROTC

reserve officer training corps

SDF

State Defense Forces

SMA

The Sergeant Major of the Army

SSI

shoulder sleeve insignia

TAPC

Total Army Personnel Command

TBA

to be announced

TDY

temporary duty

TOE

table of authorization and equipment

TRADOC

U.S. Army Training and Doctrine Command

USAF

United States Air Force

USAJFKSWC

United States Army John F. Kennedy Special Warfare Center

USAR

U.S. Army Reserve

USC

United States Code

USMA

United States Military Academy

UQCP

uniform quality control program

WOC

Warrant Officer Candidate

Section II**Terms****Accouterment**

Items such as medals, ribbons, insignia, badges, emblems, tabs, tapes, authorized for wear on uniforms.

Appurtenances

Devices such as stars, letters, numerals, or clasps worn on the suspension ribbon of the medal, or on the ribbon bar which indicate additional awards, participation in specific events, or other distinguishing characteristics of the award.

Awards

An all-inclusive term, covering any decorations, medal, badge, ribbon, or appurtenance bestowed on an individual or unit.

Badge

An award to an individual for identification purposes or for attaining a special skill or proficiency. Certain badges are available in full, miniature, and dress miniature sizes.

Clothing bag

Another term for personal clothing.

Decorations

An award to an individual for a specific individual act of gallantry or meritorious service.

Dress uniforms

Those uniforms worn as formal duty uniforms or at formal or informal social functions before or after retreat. They include the Army green dress uniform (enlisted only), the Army blue, and the Army white uniforms.

Field uniforms

Utility uniforms and organizational uniforms excluding the hospital duty and food service uniforms which are worn in a field, training, or combat environment.

Gold color

Includes gold plated, gold bullion, synthetic metallic gold, etc.

Lapel button

A miniature enameled replica of the award which is only worn on civilian clothing.

Local commander

The commander of an installation or equivalent in CONUS, the MACOM commander overseas and the State Adjutant General for the ARNG as the individual who may prescribe policy on discretionary wear policies in this regulation. The local commander may delegate this authority to subordinate commanders.

Medal

An award issued to an individual for performance of certain duties, acts or services, consisting of a suspension ribbon made in distinctive colors from which hang a medallion.

Mess uniforms

Uniforms worn for formal social occasions when prescribed by the host. They include the blue and white mess and evening mess uniforms for men. The female mess uniforms include the blue and white mess, evening mess, the all white evening mess, and the black mess and evening mess uniforms.

Miniature medal

A replica of a regular size medal, made to a scale 1/2 that of the original. The Medal of Honor is not worn in miniature.

Optional clothing

A uniform or clothing item which the individual is not required to own or wear but may be worn at the individual's option as prescribed in this regulation.

Organizational uniforms, clothing, and equipment

The uniforms, clothing and equipment listed in Common Tables of Allowances (CTA) which are issued to an individual on a loan basis and remain the property of the organization. Commanders will issue organizational clothing and equipment in accordance with the allowances and directives published in the appropriate CTA. When issued, organizational clothing will be worn when prescribed by the commander in accordance with Army regulations, technical manuals, and CTAs. Examples of organizational uniforms are the maternity work uniform, desert battle dress uniform, hospital duty and food service uniforms, and cold weather clothing.

Personal clothing

Those items listed in CTA 50-900, section I, i.e, the initial clothing bag issue.

Ribbon or ribbon bar

A portion of the suspension ribbon of a medal worn in lieu of the medal and made in the form of a bar, 1 3/8 inch by 3/8 inches wide.

Rosette

A lapel device made by gathering the suspension ribbon of the medal into a circular shape and worn on civilian clothing.

Service medal

An award made to those who have participated in designated wars, campaigns, expeditions or who have fulfilled specified service requirements in a creditable manner.

Service uniform

Uniforms worn daily in a garrison environment when the utility or dress uniforms are not required or appropriate. Service uniforms are the Army green uniforms.

Silver color

Silver color includes silver filled, silver plated, sterling silver, silver bullion, anodized aluminum, etc.

Unit award

An award made to an operating unit and worn by members of that unit who participated in the cited action (permanent unit award). Unit awards may also be authorized for temporary wear by other personnel while actually serving in the cited unit (temporary unit awards).

Utility uniforms

Fatigue uniforms normally worn in the field, in training, or performing duties where it is not practical or appropriate to wear a service uniform. Utility uniforms include the temperate and hot weather BDU, the OG 507 and 107 fatigues, and the optional purchase OG 107 jungle fatigues (where authorized).

Section III**Special Abbreviations and Terms**

There are no entries in this section.

Index

Accessories

- Belt, web waist and buckles, 26-2
- Beret, 26-3
- Boots, 26-4
- Buttons, 26-5
- Blouse (white), 26-6
- Cap, cold weather, 26-7
- Capes, 26-8
- Chaplains apparel, 26-9
- Coat, All Weather, Black, 26-10
- Cover, cap, rain, 26-11
- Cuff links and studs, 26-12
- Cummerbund, black, 26-13
- Gloves, 26-14
- Handbags, 26-15
- Hat, drill sergeant, 26-16
- Judges apparel, 26-17
- Military Police accessories, 26-18
- Neck tabs, 26-19
- Neck ties, 26-20
- Overshoes, 26-21
- Scarves, 26-22
- Shirts, 26-23
- Shoes, 26-24
- Socks, 26-25
- Suspenders, 26-26
- Sweaters, 26-27
- Umbrellas, 26-28
- Undergarments, 26-29
- Vest, white, 26-30
- Windbreaker, 26-31

Decorations

- Appurtenances, 28-12
- Awards, category precedence, 28-5
- Badges, 28-13
- Combat and special skill badges, 28-17
- Foreign badges, 28-19
- Identification badges, 28-18
- Lapel Button, 28-7
- Marksmanship badges and tabs, 28-16
- Medals, full size, 28-8
- Medals, miniature, 28-9
- Service Ribbons, 28-7
- Unit awards, 28-11
- Eyeglasses, 1-15

Grooming policies

- Hair and Fingernail, 1-8

Insignia

- Branch, 27-10
- Combat leaders identification, 27-20
- Grade, enlisted, 27-7
- Grade, general officer, 27-5
- Grade, officer, 27-6
- Grade, other, 27-8

- Headgear, 27-3
- Nametape/Nameplate, 27-22
- Overseas Service Bar, 27-26
- Service Stripes, 27-25
- Shoulder Sleeve, current unit, 27-16
- Shoulder Sleeve, former wartime service, 27-17
- United States, 27-4
- United States Army Tape, 27-22

Jewelry, 1-14

Personal Appearance, 1-17

Uniforms

- Appearance and fit, 1-9
- Classification, 1-6
- Cold Weather, 6-1
- Combat Vehicle Crewman, 121
- Desert Battle Dress, 5-1
- Flight, 11-1
- Physical Fitness, 13-1
- Temperate and hot weather battle dress, 3-1

Uniforms, Female

- Army Black Mess and Evening Mess, 25-1
- Army Blue, 20-1
- Army Blue Mess and Evening Mess, 24-1
- Army White, 18-1
- Army White Mess, All White Mess and Evening White

Mess, 22-1

- Food Service and Maternity, 10-1
- Green Service, Female, 15-1
- Green Maternity Service, 16-1
- Hospital Duty and Maternity, 8-1
- Maternity Work, 4-1

Uniforms, Male

- Army Blue, 19-1
- Army Blue Mess and Evening Mess, 23-1
- Army Green Service, 14-1
- Army White, 17-1
- Army White Mess and Evening Mess, 21-1
- Food Service, 9-1
- Hospital Duty, 7-1

UNCLASSIFIED

PIN 039557-000

USAPA

ELECTRONIC PUBLISHING SYSTEM

OneCol FORMATTER .WIN32 Version 1.10

PIN: 039557-000

DATE: 06-27-00

TIME: 15:00:00

PAGES SET: 304

DATA FILE: C:\WINCOMP\mark.fil

DOCUMENT: AR 670-1

DOC STATUS: REVISION