


# National Population and Housing Census 2021

## National Report on

# caste/ethnicity, Language & Religion




Government of Nepal  
Office of the Prime Minister and Council of Ministers  
**National Statistics Office**  
Thapathali, Kathmandu



# National Population and Housing Census 2021

## National Report on

# caste/ethnicity, Language & Religion



Government of Nepal  
Office of the Prime Minister and Council of Ministers  
**National Statistics Office**  
Thapathali, Kathmandu



**National Population and Housing Census 2021**  
**National Report on Caste/ethnicity, Language & Religion**

---

**Published by:**

**National Statistics Office**

Ramshahpath,Thapathali, Kathmandu, Nepal

**Phone:** +977-15365323, 5329406, 5345947

**Fax:** +977-15327720

**Website:** [www.nsonepal.gov.np](http://www.nsonepal.gov.np), [www.censusnepal.cbs.gov.np](http://www.censusnepal.cbs.gov.np)

**Email:** [info@cbs.gov.np](mailto:info@cbs.gov.np), [population@cbs.gov.np](mailto:population@cbs.gov.np)



Government of Nepal  
Office of the Prime Minister and Council of Ministers  
**National Statistics Office**

Phone { 5345946  
5345947  
5345948  
5345848  
5341801  
5328406

Fax: 977-1-5327720

Post Box No: 11031

Thapathali, Kathmandu

Ref. No.

## Foreword

I am glad to bring the results of some important characteristics of individuals in this national volume which contains data on caste-ethnicity, language and religion processed from the information provided by the respondents in the latest National Population and Housing Census 2021. The information obtained from the respondents were thoroughly reviewed by involving relevant stakeholders and experts before arriving at the final results.

Reliable, timely and granular data are key to monitor development goals at various levels. The census 2021 is the 12<sup>th</sup> series of population census and it was carried out as part of integrated national statistical system to generate data on fundamental demographic, social and economic characteristics of people at the most granular level. I am quite optimistic that the data provided in this volume have important role not only for designing inclusive and equitable policy and programmes but also for identifying marginalized communities and those leaving behind. The data will also be used in understanding development gaps and challenges and to monitor various fundamental human rights as enshrined in the Constitution.

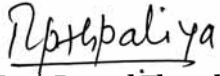
The successful completion of this census was a challenging task amid COVID-19 and we would have never been able to accomplish this without the support from all stakeholders. The entire team of the National Statistics Office, led by Mr. Nebin Lal Shrestha, Director General of the former Central Bureau of Statistics, has put dedicated effort to bring this huge statistical operation to conclusion. I would also acknowledge the cooperation, technical inputs and support from all levels of governments and UNFPA for coordinating the support on behalf of the development partners.

I would like to extend my sincere thanks to all the expert team members of caste-ethnicity, language and religion working committee for carrying out rigorous voluntary work and providing us the most viable recommendations. I am also indebted to all the members of the high-level committee on caste-ethnicity, language, and religion, led by Mr. Kewal Prasad Bhandari, Secretary of the National Planning Commission, for their invaluable guidance. Additionally, I am thankful to all the stakeholders involved for generously sharing their valuable suggestions with us.

Likewise, I express my acknowledgement to all the staff of population section of the office who worked diligently to process and compile data to produce this volume in time.

Finally, I would like to encourage all the governmental and non-governmental users to fully utilize this publication and provide us comments or suggestions. More detailed cross-tabulated data on caste-ethnicity, language and religion with other characteristics will be published later and we request all the users to check in our web pages regularly. All the census results can also be checked in the web portal, infographics and mobile apps dedicated for the census where more detail information can be obtained.

June 2023

  
**Ram Prasad Thapaliya**  
Chief Statistician





Government of Nepal  
Office of the Prime Minister and Council of Ministers  
**National Statistics Office**

Phone { 5345946  
5345947  
5345948  
5345848  
5341801  
5328406

Fax: 977-1-5327720

Post Box No: 11031

Thapathali, Kathmandu

Ref. No.

## Preface

The 64-year-old Statistics Act 1958, which had established the Central Bureau of Statistics (CBS) under the leadership of the Director General at the Joint Secretary level, was replaced by the recently enacted Statistics Act 2022. This new act upgraded the former CBS to the National Statistics Office (NSO) and the NSO is now headed by the Chief Statistician at the Secretary level as per the provision of the act.

Due to COVID-19, the 12th National Population and Housing Census (NPHC), initially scheduled to take place from June 8 to 22, 2021, was postponed for five months. Finally, from November 11 to 25, 2021, the census was conducted for a period of 15 days. CBS followed the UNFPA's latest guidelines during the census.

This report provides statistical tables on caste-ethnicity, language, and religion at the national, provincial, and district levels. In the 2021 census, enumerators were provided with codes for these characteristics, and respondents were asked to provide their caste-ethnicity, language, and religion. Accordingly, enumerators recorded this information in text and assigned corresponding code. If a response did not match any of the provided codes, the enumerator recorded this information only in text, and coded with new code at the office. These alternative answers were later reviewed by experts. Rigorous assessments were conducted by involving relevant experts and stakeholders to ensure the accuracy of the final results. Further data analysis is currently underway, and we plan to publish additional cross-classified data on caste-ethnicity, language, and religion with other variables at a later stage.


I am extremely grateful to all the expert members of the caste/ethnicity, language and religion committee formed at the NSO and the relevant stakeholder for their contribution. I would like to acknowledge the leadership task performed by the Directors, Mr. Dhundi Raj Lamichhane and Mr. Keshab Kumar Gautam of the Population Section, for bringing out this report. Likewise, I whole-heartedly appreciate the efforts of the Statistics Officers of the section, Mr. Nanda Lal Sapkota, Mr. Deenanath Lamsal, Mr. Nirajan Sharma and Hariom Pokharel, and the Statistics Assistants, Mr. Bishnu Raj Regmi and Mr. Ashok Neupane, in shaping this report to this form. I also express my special appreciation to Computer Officer, Mr. Dol Narayan Shrestha for shouldering this tedious task of data processing. Similarly, I also want to acknowledge the support provided during the data processing and data validation phase by computer officer, Mr. Khadga Bahadur Rana.

I hope that this volume will be extremely useful and meet the needs of the users, especially in designing and monitoring inclusive and equitable policies and plans.

I extend my sincerest appreciation to all respondents for their invaluable contributions in providing responses to the census questionnaire. Finally, I request all the users of this report to provide us with suggestions for any improvements we can make. I encourage all to check our census website for infographics, reports, and mobile apps that provide detailed information.

The NSO always welcomes your feedback!

June 2023

  
Nebin Lal Shrestha  
Deputy Chief Statistician  
(Former Director General, CBS)



# Table of Contents

<b>खण्ड १: जातजाति, भाषा र धर्म सम्बन्धी विवरण.....</b>	<b>1</b>
१.१ जात/जातिसम्बन्धी नतिजा.....	1
१.२ मातृभाषा सम्बन्धी नतिजा.....	8
१.३ दोस्रो भाषा सम्बन्धी नतिजा.....	16
१.४ पुर्खाको भाषा सम्बन्धी नतिजा.....	22
१.५ धर्म सम्बन्धी नतिजा.....	29
<b>Chapter 2 : Summary results of Caste/ethnicity, Language and Religion.....</b>	<b>33</b>
2.1 Summary results of Caste/ethnicity .....	31
2.2 Summary results of Mother Tongue.....	32
2.3 Summary results of Second Language.....	33
2.4 Summary results of Ancestor's Language.....	34
2.5 Summary results of Religion.....	34
<b>Chapter 3: Caste/ethnicity, Language and Religion: Detail Tables .....</b>	<b>36</b>
Annex 1: Population by caste/ethnicity and sex, NPHC 2021.....	37
Annex 2: Population by mother tongue and sex, NPHC 2021 .....	190
Annex 3: Population by second language and sex, NPHC 2021.....	286
Annex 4: Population by ancestor language and sex, NPHC 2021 .....	371
Annex 5: Population by Religion and sex, NPHC 2021.....	482
अनुसूची ६: राष्ट्रिय जनगणना २०६८ मा कायम भएका र २०७८ को नतिजामा संशोधन भएका जातजातिहरूको नाम.....	499
अनुसूची ७: राष्ट्रिय जनगणना २०६८ मा कायम भएका र २०७८ को नतिजामा संशोधन भएका भाषाहरूको नाम.....	500
Annex 8: National Population & Housing Census 2021: Caste/ethnicity, language and religion classification high level coordination committee.....	501





# खण्ड १: जातजाति, भाषा र धर्म सम्बन्धी विवरण

## १.१ जात/जातिसम्बन्धी नतिजा

राष्ट्रिय जनगणना २०७८ अनुसार नेपालमा जम्मा १४२ वटा जात/जातिहरू भेटिएका छन्, जसमध्ये १२५ वटा राष्ट्रिय जनगणना २०६८ कै निरन्तरतास्वरूप रहेका छन् भने १७ वटा यस जनगणनामा नयाँ जात/जातिका रूपमा थपिएका छन् । यस २०७८ सालको जनगणना अनुसार थपिएका नयाँ जात/जातिहरूमा रानाथारू, भूमिहार, बनकरिया, सुरेल, चुम्बा/जुब्री, फ्रि, मुगल/मुगुम, पुन, रौनियार, बनियाँ, गौँड/गोड, कर्मारोड, खटिक, बेल्दार, चाइ/खुलौट, डोने र केवरत पर्दछन् । उत्तरदाताहरूले लेखाएको जात/जातिसम्बन्धी विवरणहरूबाट विज्ञ समुह तथा सरोकारवालाहरूसँग विस्तृत रूपमा छलफल गरी जात/जातिको अन्तिम सूची तयार गरिएको छ ।

यस प्रतिवेदनमा २०६८ मा कायम भएका जातजाति मध्ये नेपाल सरकारको निर्णय, विभिन्न संवैधानिक आयोग र यस कार्यालयमा प्राप्त विभिन्न जातिय तथा भाषीक संघसंगठनको माग अनुसार अनुसूची ६ मा उल्लेख भए बमोजिम केही जातजातिको नाम सच्याई २०७८ को जनगणनाको नतिजा सार्वजनिक गरिएको छ ।

तालिका १: राष्ट्रियस्तरमा जातजाति अनुसार जनसंख्या, रा.ज.ग. २०७८\*

जातजाति (Caste/ethnicity)		जनसंख्या (Population)	प्रतिशत (Percent)
नेपाली नाम	English Name		
क्षेत्री	Kshetri	४७९६९९५	१६.४५
ब्राह्मण - पहाड	Brahman - Hill	३२९२३७३	११.२९
मगर	Magar	२०१३४९८	६.९
थारू	Tharu	१८०७१२४	६.२
तामाङ	Tamang	१६३९८६६	५.६२
विश्वकर्मा	Bishwokarma	१४७००१०	५.०४
मुसलमान	Musalman	१४१८६७७	४.८६
नेवा: (नेवार)	Newa: (Newar)	१३४१३६३	४.६
यादव	Yadav	१२२८५८१	४.२१
राई	Rai	६४०६७४	२.२

तालिका १: राष्ट्रियस्तरमा जातजाति अनुसार जनसंख्या, रा.ज.ग. २०७८\*

जातजाति (Caste/ethnicity)		जनसंख्या (Population)	प्रतिशत (Percent)
नेपाली नाम	English Name		
परियार	Pariyar	५६५९३२	१.९४
गुरुङ	Gurung	५४३७९०	१.८६
ठकुरी	Thakuri	४९४४७०	१.७
मिजार	Mijar	४५२२२९	१.५५
तेली	Teli	४३१३४७	१.४८
याक्थुङ/लिम्बु	Yakthung/Limbu	४१४७०४	१.४२
चमार/हरिजन/राम	Chamar/Harijan/Ram	३९३२५५	१.३५
कोइरी/कुसवाहा	Koiri/Kushwaha	३५५७०७	१.२२
कुर्मी	Kurmi	२७७७८६	०.९५
मुसहर	Musahar	२६४९७४	०.९१
धानुक	Dhanuk	२५२१०५	०.८६
दुसाध/पासवान/पासी	Dusadh/Pasawan/Pasi	२५०९७७	०.८६
ब्राह्मण-तराई	Brahman - Tarai	२१७७७४	०.७५
मल्लाह	Mallaha	२०७००६	०.७१
सन्यासी/दसनामी	Sanyasi/Dasnami	१९८८४९	०.६८
केवट	Kewat	१८४२९८	०.६३
कानु	Kanu	१५२८६८	०.५२
हजाम/ठाकुर	Hajam/Thakur	१३६४८७	०.४७
कलवार	Kalwar	१३४९१४	०.४६
राजवंशी	Rajbansi	१३२५६४	०.४५
शेर्पा	Sherpa	१३०६३७	०.४५
कुमाल	Kumal	१२९७०२	०.४४
तत्मा/तत्वा	Tatma/Tatwa	१२६०१८	०.४३
खत्वे	Khatwe	१२४०६२	०.४३

तालिका १: राष्ट्रियस्तरमा जातजाति अनुसार जनसंख्या, रा.ज.ग. २०७८\*

जातजाति (Caste/ethnicity)		जनसंख्या (Population)	प्रतिशत (Percent)
नेपाली नाम	English Name		
घर्ती/भुजेल	Gharti/Bhujel	१२०२४५	०.४१
माझी	Majhi	१११३५२	०.३८
नुनीया	Nuniya	१०८७२३	०.३७
सुँडी	Sundi	१०७३८०	०.३७
धोवी	Dhobi	१०१०८९	०.३५
लोहार	Lohar	१००६८०	०.३५
बिन	Bin	९६९७४	०.३३
कुम्हार	Kumhar	९५७२४	०.३३
सोनार	Sonar	९३३८०	०.३२
चेपाङ/प्रजा	Chepang/Praja	८४३६४	०.२९
रानाथारु	Ranatharu	८३३०८	०.२९
दनुवार	Danuwar	८२७८४	०.२८
सुनुवार	Sunuwar	७८९१०	०.२७
हलुवाई	Haluwai	७१७९६	०.२५
बरई	Baraee	६८०११	०.२३
बाँतर/सरदार	Bantar/Sardar	६१६८७	०.२१
कहर	Kahar	५९८८२	०.२१
सन्थाल	Santhal	५७३१०	०.२
बनियाँ	Baniyan	५३६५५	०.१८
कथबनियाँ	Kathabaniyan	५२४६६	०.१८
बडही/बढई	Badhaee/Badhee	५२४३७	०.१८
उराँव/कुडुख	Oraon/Kudukh	४६८४०	०.१६
राजपूत	Rajput	४६५७७	०.१६
अमात	Amat	४६४७१	०.१६

तालिका १: राष्ट्रियस्तरमा जातजाति अनुसार जनसंख्या, रा.ज.ग. २०७८\*

जातजाति (Caste/ethnicity)		जनसंख्या (Population)	प्रतिशत (Percent)
नेपाली नाम	English Name		
गनगाई	Gangai	४१४४६	०.१४
लोध	Lodh	३९८७२	०.१४
गडेरी/भेडियार	Gaderi/Bhediya	३५४९७	०.१२
घले	Ghale	३५४३४	०.१२
मारवाडी	Marwadi	३३८०३	०.१२
कायस्थ	Kayastha	३३५०२	०.११
कुलुङ	Kulung	३३३८८	०.११
थामी	Thami	३२७४३	०.११
भूमिहार	Bhumihar	३२१९९	०.११
राजभर	Rajbhar	२९२४०	०.१
रौनियार	Rauniya	२७२५८	०.०९
धिमाल	Dhimal	२५६४३	०.०९
खवास	Khawas	२२५५१	०.०८
ताजपुरिया	Tajpuriya	२०९८९	०.०७
कोरी	Kori	२०६७०	०.०७
डोम	Dom	१९९०१	०.०७
माली	Mali	१९६०५	०.०७
दराइ	Darai	१८६९५	०.०६
याक्खा	Yakkha	१७४६०	०.०६
भोटे	Bhote	१५८१८	०.०५
बान्तवा	Bantawa	१५७१९	०.०५
राजधोव	Rajdhob	१५३९१	०.०५
धुनीया	Dhunia	१५०३३	०.०५
पहरी	Pahari	१५०१५	०.०५

तालिका १: राष्ट्रियस्तरमा जातजाति अनुसार जनसंख्या, रा.ज.ग. २०७८\*

जातजाति (Caste/ethnicity)		जनसंख्या (Population)	प्रतिशत (Percent)
नेपाली नाम	English Name		
बंगाली	Bangali	१३८००	०.०५
गोँड/गोँड	Gondh/Gond	१२२६७	०.०४
चाम्लिङ	Chamling	१२१७८	०.०४
छन्त्याल/छन्तेल	Chhantyal/Chhantel	११९६३	०.०४
थकाली	Thakali	११७४१	०.०४
बादी	Badi	११४७०	०.०४
बोटे	Bote	११२५८	०.०४
पुन	Pun	९८२७	०.०३
ह्योल्मो/योल्मोपा	H yolmo/Yholmopa	९८१९	०.०३
खटिक	Khatik	९१५२	०.०३
याम्फु	Yamphu	९१११	०.०३
केवरत	Kewarat	८८०९	०.०३
बराम/बरामु	Baram / Baramu	७८५९	०.०३
देव	Dev	७४१८	०.०३
नाछिरिङ	Nachhiring	७३००	०.०३
गाइने	Gaine	६९७१	०.०२
बाहिङ	Bahing	६५४७	०.०२
थुलुङ	Thulung	६२३९	०.०२
जिरेल	Jirel	६०३१	०.०२
खालिङ	Khaling	५८८९	०.०२
आठपहरिया	Aathpahariya	५८७८	०.०२
डोल्पो	Dolpo	५८१८	०.०२
सरवरिया	Sarbaria	५७९३	०.०२
मेवाहाङ	Mewahang	५७२७	०.०२

तालिका १: राष्ट्रियस्तरमा जातजाति अनुसार जनसंख्या, रा.ज.ग. २०७८\*

जातजाति (Caste/ethnicity)		जनसंख्या (Population)	प्रतिशत (Percent)
नेपाली नाम	English Name		
व्याँसी/सौका	Byasi/Sauka	५७१८	०.०२
दुरा	Dura	५५८१	०.०२
मेचे	Meche	५१९३	०.०२
राजी	Raji	५१२५	०.०२
साम्पाङ	Sampang	४८४१	०.०२
चाइ/खुलौट	Chai/Khulaut	४८०५	०.०२
चुम्बा/नुब्री	Chumba/Nubri	४४१४	०.०२
धन्कार/धरिकार	Dhankar/ Dharikar	४०९०	०.०१
मुण्डा	Munda	३५८९	०.०१
लेप्चा	Lepcha	३५७८	०.०१
पथरकट/कुशवाडिया	Patharkatt/ Kushwadiya	३३४३	०.०१
हायु	Hayu	३०६९	०.०१
बेलदार	Beldar	३०३७	०.०१
हलखोर	Halkhor	२९२९	०.०१
नटुवा	Natuwa	२८९६	०.०१
लोहोरुङ	Loharung	२५९८	०.०१
कमर	Kamar	२५३२	०.०१
ढाँडी	Dhandi	२३३९	०.०१
डोने	Done	२१२५	०.०१
मुगाल/मुगुम	Mugal/Mugum	२१२४	०.०१
पंजाबी/सिख	Punjabi/Sikh	१८४६	०.०१
कर्मारोङ	Karmarong	१६६३	०.०१
चिडिमर	Chidimar	१६१५	०.०१
किसान	Kisan	१४७९	०.०१

तालिका १: राष्ट्रियस्तरमा जातजाति अनुसार जनसंख्या, रा.ज.ग. २०७८\*

जातजाति (Caste/ethnicity)		जनसंख्या (Population)	प्रतिशत (Percent)
नेपाली नाम	English Name		
लहोपा	Lhopa	१३९०	०
कलार	Kalar	९३१	०
फ्री	Phree	९२१	०
कोचे	Koche	८४७	०
तोप्लेगोला	Topkegola	६४२	०
राउटे	Raute	५६६	०
वालुङ	Walung	४८१	०
लहोमी	Lhomi	३५५	०
सुरेल	Surel	३१८	०
कुसुण्डा	Kusunda	२५३	०
बनकारिया	Bankariya	१८०	०
नुराङ	Nurang	३६	०
अन्य	Others	५८८८	०.०२
विदेशी	Foreigner	१३७४०७	०.४७
नखुलेको	Not stated	४४३६	०.०२
	<b>Total</b>	<b>२९१६४५७८</b>	<b>१००</b>

\* Note: The caste/ethnicity published in the 2011 census and reported again in the 2021 census remains unchanged. All the reported caste/ethnicity information has undergone a thorough review process by involving stakeholders and subject experts. The published data is derived from respondents' responses and conclusive findings obtained from expert reviews.



तालिका २ : राष्ट्रिय जनगणना २०६८ र २०७८ मा कुल जनसंख्याको १ प्रतिशतभन्दा बढी जनसंख्या भएका जात/जातिहरू

राष्ट्रिय जनगणना २०७८			राष्ट्रिय जनगणना २०६८		
जात/जाति	जनसंख्या	प्रतिशत	जात/जाति	जनसंख्या	प्रतिशत
क्षेत्री	४७९६९९५	१६.४५	क्षेत्री	४३९८०५३	१६.६०
ब्राह्मण-पहाड	३२९२३७३	११.२९	ब्राह्मण-पहाड	३२२६९०३	१२.१८
मगर	२०१३४९८	६.९०	मगर	१८८७७३३	७.१२
थारू	१८०७१२४	६.२०	थारू	१७३७४७०	६.५६
तामाङ	१६३९८६६	५.६२	तामाङ	१५३९८३०	५.८१
विश्वकर्मा	१४७००१०	५.०४	कामी	१२५८५५४	४.७५
मुसलमान	१४१८६७७	४.८६	मुसलमान	११६४२५५	४.३९
नेवा: (नेवार)	१३४१३६३	४.६०	नेवार	१३२१९३३	४.९९
यादव	१२२८५८१	४.२१	यादव	१०५४४५८	३.९८
राई	६४०६७४	२.२०	राई	६२०००४	२.३४
परियार	५६५९३२	१.९४	दमाइ/ढोली	४७२८६२	१.७८
गुरुङ	५४३७९०	१.८६	गुरुङ	५२२६४१	१.९७
ठकुरी	४९४४७०	१.७०	ठकुरी	४२५६२३	१.६१
मिजार	४५२२२९	१.५५	सार्की	३७४८१६	१.४१
तेली	४३१३४७	१.४८	तेली	३६९६८८	१.४०
याक्थुङ/लिम्बु	४१४७०४	१.४२	लिम्बु	३८७३००	१.४६
चमार/हरिजन/राम	३९३२५५	१.३५	चमार/हरिजन/राम	३३५८९३	१.२७
कोइरी/कुसवाहा	३५५७०७	१.२२	कोइरी/कुसवाहा	३०६३९३	१.१६

## १.२ मातृभाषा सम्बन्धी नतिजा

राष्ट्रिय जनगणना २०७८ अनुसार जम्मा १२४ वटा मातृभाषाहरू भेटिएका छन्, जसमध्ये १११ वटा राष्ट्रिय जनगणना २०६८ कै निरन्तरतास्वरूप रहेका छन् भने १३ वटा यस जनगणनामा नयाँ मातृभाषाका रूपमा थपिएका छन् । यस २०७८ सालको जनगणना अनुसार थपिएका नयाँ मातृभाषाहरूमा भोटे, लोवा, चुम/नुब्री, वारागुडवा, नार-फु, रानाथारू, कर्मारोड, मुगाली, तिछुरोड पोइके, साद्री, डोने, मुण्डा/मुडियारी र केवरेत पर्दछन् । गत २०६८ सालको जनगणनामा भेटिएका १२३ मध्येका १२ वटा बिदेशी भाषाहरूको बोल्ने वक्ता न्युन संख्यामा भएकोले तिनीहरूलाई “अन्य मातृभाषा” अन्तर्गत राखिएकोले कुल मातृभाषा संख्या १२४ कायम हुन गएको छ । उत्तरदाताहरूले लेखाएको मातृभाषासम्बन्धी विवरणहरूबाट विज्ञ

समुह तथा सरोकारवालाहरूसँग विस्तृतरूपमा छलफल गरी मातृभाषाको अन्तिम सूची तयार गरिएको छ ।

यस प्रतिवेदनमा २०६८ मा कायम भएका भाषा मध्ये नेपाल सरकारको निर्णय, विभिन्न संवैधानिक आयोग र यस कार्यालयमा प्राप्त विभिन्न जातिय तथा भाषीक संघसंगठनको माग अनुसार अनुसूची ७ मा उल्लेख भए बमोजिम केही भाषाको नाम सच्याई २०७८ को जनगणनाको नतिजा सार्वजनिक गरिएको छ ।

राष्ट्रिय जनगणना २०७८ मा मातृभाषा बोल्ने वक्ताहरू प्रत्येकको १ लाखभन्दा बढी हुने भाषाहरू २१ वटा रहेका छन्, जसको संख्या २०६८ को जनगणनामा १९ थियो ।

### तालिका ३: मातृभाषा अनुसार जनसंख्या, रा.ज.ग. २०७८\*

मातृभाषा (Mother tongue)		जनसंख्या (Population)	प्रतिशत (Percent)
नेपाली नाम	English Name		
नेपाली	Nepali	१३०८४४५७	४४.८६
मैथिली	Maithili	३२२२३८९	११.०५
भोजपुरी	Bhojpuri	१८२०७९५	६.२४
थारु	Tharu	१७१४०९१	५.८८
तामाङ	Tamang	१४२३०७५	४.८८
बज्जिका	Bajjika	११३३७६४	३.८९
अवधी	Avadhi	८६४२७६	२.९६
नेपालभाषा (नेवारी)	Nepalbhasha (Newari)	८६३३८०	२.९६
मगर ढुट	Magar Dhut	८१०३१५	२.७८
डोटेली	Doteli	४९४८६४	१.७
उर्दु	Urdu	४१३७८५	१.४२
याक्थुङ/लिम्बु	Yakthung/Limbu	३५०४३६	१.२
गुरुङ	Gurung	३२८०७४	१.१२
मगही	Magahi	२३०११७	०.७९
बैतडेली	Baitadeli	१५२६६६	०.५२
राई	Rai	१४४५१२	०.५

तालिका ३: मातृभाषा अनुसार जनसंख्या, रा.ज.ग. २०७८\*

मातृभाषा (Mother tongue)		जनसंख्या (Population)	प्रतिशत (Percent)
नेपाली नाम	English Name		
अछामी	Achhami	१४१४४४	०.४८
बान्तवा	Bantawa	१३८००३	०.४७
राजवंशी	Rajbanshi	१३०१६३	०.४५
शेर्पा	Sherpa	११७८९६	०.४
खस	Khash	११७५११	०.४
बझाङ्गी	Bajhangsi	९९६३१	०.३४
हिन्दी	Hindi	९८३९९	०.३४
मगर खाम	Magar Kham	९१७५३	०.३१
चाम्लिङ	Chamling	८९०३७	०.३१
रानाथारु	Ranatharu	७७७६६	०.२७
चेपाङ	Chepang	५८३९२	०.२
बाजुरेली	Bajureli	५६४८६	०.१९
सन्थाली	Santhali	५३६७७	०.१८
दनुवार	Danuwar	४९९९२	०.१७
दार्चुलेली	Darchuleli	४५६४९	०.१६
उराउँ/कुडुख	Oraon/Kudukh	३८८७३	०.१३
कुलुङ	Kulung	३७९१२	०.१३
अंगिका	Angika	३५९५२	०.१२
माझी	Majhi	३२९१७	०.११
सुनुवार	Sunuwar	३२७०८	०.११
थामी	Thami	२६८०५	०.०९
गनगाई	Ganagai	२६२८१	०.०९
थुलुङ	Thulung	२४४०५	०.०८

तालिका ३: मातृभाषा अनुसार जनसंख्या, रा.ज.ग. २०७८\*

मातृभाषा (Mother tongue)		जनसंख्या (Population)	प्रतिशत (Percent)
नेपाली नाम	English Name		
बंगला	Bangla	२३७७४	०.०८
घले	Ghale	२३०४९	०.०८
साम्पाङ	Sampang	२१५९७	०.०७
मारवाडी	Marwadi	२१३३३	०.०७
डडेल्धुरी	Dadeldhuri	२१३००	०.०७
धिमाल	Dhimal	२०५८३	०.०७
ताजपुरिया	Tajpuriya	२०३४९	०.०७
कुमाल	Kumal	१८४३५	०.०६
खालिङ	Khaling	१६५१४	०.०६
मुसलमान	Musalman	१६२५२	०.०६
वाम्बुले	Wambule	१५२८५	०.०५
बाहिङ/बायुङ	Bahing/Bayung	१४४४९	०.०५
याक्खा	Yakkha	१४२४१	०.०५
संस्कृत	Sanskrit	१३९०६	०.०५
भुजेल	Bhujel	१३०८६	०.०४
भोटे	Bhote	१२८९५	०.०४
दरई	Darai	१२१५६	०.०४
याम्फु/याम्फे	Yamphu/Yamphe	१०७४४	०.०४
नाछिरिङ	Nachhiring	९९०६	०.०३
ह्योल्मो/योल्मो	H Yolmo/Yholmo	९६५८	०.०३
दुमी	Dumi	८६३८	०.०३
जुम्ली	Jumli	८३३८	०.०३
बोटे	Bote	७६८७	०.०३

तालिका ३: मातृभाषा अनुसार जनसंख्या, रा.ज.ग. २०७८\*

मातृभाषा (Mother tongue)		जनसंख्या (Population)	प्रतिशत (Percent)
नेपाली नाम	English Name		
मेवाहाङ	Mewahang	७४२८	०.०३
पुमा	Puma	६७६३	०.०२
पहरी	Pahari	५९४६	०.०२
आठपहरिया	Athpahariya	५५८०	०.०२
दुङमाली	Dungmali	५४०३	०.०२
जिरेल	Jirel	५१६७	०.०२
तिबेटियन	Tibetan	५०५३	०.०२
दैलेखी	Dailekhi	४९८९	०.०२
चुम/नुब्री	Chum/Nubri	४२८४	०.०१
छन्त्याल	Chhantyal	४२८२	०.०१
राजी	Raji	४२४७	०.०१
थकाली	Thakali	४२२०	०.०१
मेचे	Meche	४२०३	०.०१
कोयी	Koyee	४१५२	०.०१
लोहोरुङ	Lohorung	३८८४	०.०१
केवरत	Kewarat	३४६९	०.०१
डोल्पाली	Dolpali	३२४४	०.०१
डोने	Done	३१००	०.०१
मुगाली	Mugali	२८३४	०.०१
जेरो/जेरुङ	Jero/Jerung	२८१७	०.०१
कर्मारोङ	Karmarong	२६१९	०.०१
छिन्ताङ	Chhintang	२५६४	०.०१
लहोपा	Lhopa	२३४८	०.०१

तालिका ३: मातृभाषा अनुसार जनसंख्या, रा.ज.ग. २०७८\*

मातृभाषा (Mother tongue)		जनसंख्या (Population)	प्रतिशत (Percent)
नेपाली नाम	English Name		
लाप्चा	Lapcha	२२४०	०.०१
मुण्डा/मुडीयारी	Munda/Mudiyari	२१०७	०.०१
मनाङ्गे	Manange	२०२२	०.०१
छिलिङ	Chhiling	२०११	०.०१
दुरा	Dura	१९९१	०.०१
तिलुङ	Tilung	१९६९	०.०१
सांकेतिक भाषा	Sign Language	१७८४	०.०१
व्याँसी	Byansi	१७०६	०.०१
वालकुरा/बराम	Balkura/Baram	१५३९	०.०१
वारागुडवा	Baragunwa	१५३६	०.०१
साद्री	Sadri	१३४७	०
अंग्रेजी	English	१३२३	०
मगर काइके	Magar Kaike	१२२५	०
सोनहा	Sonaha	११८२	०
हायु/भायु	Hayu/Vayu	११३३	०
किसान	Kisan	१००४	०
पंजाबी	Punjabi	८७१	०
धुलेली	Dhuleli	७८६	०
खाम्ची (राउटे)	Khamchi (Raute)	७४१	०
लुङखिम	Lungkhim	७०२	०
लोवा	Lowa	६२४	०
कागते	Kagate	६११	०
वालिङ/वालुङ	Waling/Walung	५४५	०

तालिका ३: मातृभाषा अनुसार जनसंख्या, रा.ज.ग. २०७८\*

मातृभाषा (Mother tongue)		जनसंख्या (Population)	प्रतिशत (Percent)
नेपाली नाम	English Name		
नार-फु	Nar-Phu	४२८	०
ल्होमी	Lhomi	४१३	०
तिछुरोड पोइके	Tichhuring Poike	४१०	०
कुर्माली	Kurmali	३९७	०
कोचे	Koche	३३२	०
सिन्धी	Sindhi	२९१	०
फाङदुवाली	Phangduwali	२४७	०
बेल्हारे	Belhare	१७७	०
सुरेल	Surel	१७४	०
माल्पाण्डे	Malpande	१६१	०
खरिया	Khariya	१३२	०
सधनी	Sadhani	१२२	०
हरियान्वी	Hariyanwi	११४	०
साम	Sam	१०६	०
बनकारिया	Bankariya	८६	०
कुसुण्डा	Kusunda	२३	०
अन्य	Others	४२०१	०.०१
नखुलेको भाषा	Not stated	३४६	०
जम्मा		२९१६४५७८	१००

\*Note: All the reported language information has undergone a thorough review process by involving stakeholders and subject experts. Some of the foreign languages published in census 2011 census have been included under "Other language" category in 2021 census due to very few number of speakers. The published data is derived from respondents' responses and conclusive findings obtained from expert reviews.

तालिका ४ : राष्ट्रिय जनगणना २०७८ र २०६८ मा १ लाखभन्दा बढी व्यक्तिले बोल्ने मातृभाषाहरू

राष्ट्रिय जनगणना २०७८			राष्ट्रिय जनगणना २०६८		
मातृभाषा	जनसंख्या	प्रतिशत	मातृभाषा	जनसंख्या	प्रतिशत
नेपाली	१३०८४४५७	४४.८६	नेपाली	११८२६९५३	४४.६४
मैथिली	३२२२३८९	११.०५	मैथिली	३०९२५३०	११.६७
भोजपुरी	१८२०७९५	६.२४	भोजपुरी	१५८४९५८	५.९८
थारु	१७१४०९१	५.८८	थारु	१५२९८७५	५.७७
तामाङ	१४२३०७५	४.८८	तामाङ	१३५३३११	५.११
बज्जिका	११३३७६४	३.८९	बज्जिका	७९३४१६	२.९९
अवधी	८६४२७६	२.९६	अवधी	५०१७५२	१.८९
नेपालभाषा (नेवारी)	८६३३८०	२.९६	नेवारी	८४६५५७	३.२०
मगर ढुट	८१०३१५	२.७८	मगर	७८८५३०	२.९८
डोटेली	४९४८६४	१.७०	डोटेली	७८७८२७	२.९७
उर्दु	४१३७८५	१.४२	उर्दु	६९१५४६	२.६१
याक्थुङ/लिम्बु	३५०४३६	१.२०	लिम्बु	३४३६०३	१.३०
गुरुङ	३२८०७४	१.१२	गुरुङ	३२५६२२	१.२३
मगही	२३०११७	०.७९	मगही	३५६१४	०.१३
बैतडेली	१५२६६६	०.५२	बैतडेली	२७२५२४	१.०३
राई	१४४५१२	०.५०	राई	१५९११४	०.६०
अछामी	१४१४४४	०.४८	अछामी	१४२७८७	०.५४
बान्तवा	१३८००३	०.४७	बान्तवा	१३२५८३	०.५०
राजवंशी	१३०१६३	०.४५	राजवंशी	१२२२१४	०.४६
शोर्पा	११७८९६	०.४०	शोर्पा	११४८३०	०.४३
खस	११७५११	०.४०			



### १.३ दोस्रो भाषा सम्बन्धी नतिजा

तालिका ५ : दोस्रो भाषा अनुसार जनसंख्या, रा.ज.ग. २०७८\*

दोस्रो भाषा (Second language)		जनसंख्या (Population)	प्रतिशत (Percent)
नेपाली नाम	English Name		
दोस्रो भाषा नभएका	No Second Language	१४०२३०८६	४८.०८
नेपाली	Nepali	१३४८२९०४	४६.२३
मैथिली	Maithili	२६७६२१	०.९२
हिन्दी	Hindi	२२३१०६	०.७६
भोजपुरी	Bhojpuri	१३८५७२	०.४८
अंग्रेजी	English	१०२५६१	०.३५
थारु	Tharu	८९६०६	०.३१
बज्जिका	Bajjika	८६०६२	०.३०
अवधी	Avadhi	७५६५१	०.२६
उर्दु	Urdu	७२१२८	०.२५
तामाङ	Tamang	७१५६९	०.२५
मगर ढुट	Magar Dhut	५४१४३	०.१९
भोटे	Bhote	४५२९२	०.१६
बान्तवा	Bantawa	४३५३६	०.१५
नेपालभाषा (नेवारी)	Nepalbhasha (Newari)	३२६०४	०.११
चाम्लिङ	Chamling	२९२५३	०.१०
मगही	Magahi	२९१९१	०.१०
गुरुङ	Gurung	२३६९८	०.०८
याक्थुङ/लिम्बु	Yakthung/Limbu	१९७०५	०.०७
थुलुङ	Thulung	१७१८७	०.०६
मगर खाम	Magar Kham	१६८१४	०.०६
बाहिङ/बायुङ	Bahing/Bayung	१५१०४	०.०५

तालिका ५ : दोस्रो भाषा अनुसार जनसंख्या, रा.ज.ग. २०७८\*

दोस्रो भाषा (Second language)		जनसंख्या (Population)	प्रतिशत (Percent)
नेपाली नाम	English Name		
राई	Rai	१४३९८	०.०५
डोटेली	Doteli	१४३४४	०.०५
साम्पाङ	Sampang	१४२६१	०.०५
खालिङ	Khaling	१०३७०	०.०४
बैतडेली	Baitadeli	९५२१	०.०३
शेर्पा	Sherpa	९४३५	०.०३
संस्कृत	Sanskrit	६६१५	०.०२
अछामी	Achhami	६५२२	०.०२
अंगिका	Angika	६१२७	०.०२
मुसलमान	Musalman	६०८४	०.०२
कुलुङ	Kulung	६०३९	०.०२
दुमी	Dumi	५८७०	०.०२
डडेल्धुरी	Dadeldhuri	५५३५	०.०२
बंगला	Bangla	५४४७	०.०२
वाम्बुले	Wambule	५२२७	०.०२
दार्चुलेली	Darchuleli	४२७२	०.०१
पुमा	Puma	४२७१	०.०१
राजवंशी	Rajbanshi	४१०३	०.०१
बोटे	Bote	३८९१	०.०१
मेवाहाङ	Mewahang	३६६९	०.०१
मारवाडी	Marwadi	३४४९	०.०१
नाछिरिङ	Nachhiring	३१७६	०.०१
तिबेटियन	Tibetan	३१३४	०.०१

तालिका ५ : दोस्रो भाषा अनुसार जनसंख्या, रा.ज.ग. २०७८\*

दोस्रो भाषा (Second language)		जनसंख्या (Population)	प्रतिशत (Percent)
नेपाली नाम	English Name		
बझाङ्गी	Bajhangi	२६४१	०.०१
खस	Khash	२६०७	०.०१
छिन्ताङ	Chhintang	२१३५	०.०१
तिलुङ	Tilung	१७६२	०.०१
सुनुवार	Sunuwar	१५९७	०.०१
बेल्हारे	Belhare	१४९१	०.०१
पंजाबी	Punjabi	१२७४	०.००
दुङमाली	Dungmali	१२७१	०.००
जेरो/जेरुङ	Jero/Jerung	१२४५	०.००
जुम्ली	Jumli	११२५	०.००
बाजुरेली	Bajureli	१०७६	०.००
धिमाल	Dhimal	९९९	०.००
माझी	Majhi	९७१	०.००
घले	Ghale	९६३	०.००
कोयी	Koyee	९२८	०.००
रानाथारु	Ranatharu	८७१	०.००
थामी	Thami	८५९	०.००
दनुवार	Danuwar	८४५	०.००
चेपाङ	Chepang	८३३	०.००
सांकेतिक भाषा	Sign Language	८२८	०.००
भुजेल	Bhujel	७४०	०.००
थकाली	Thakali	७३३	०.००
याक्खा	Yakkha	७०४	०.००

तालिका ५ : दोस्रो भाषा अनुसार जनसंख्या, रा.ज.ग. २०७८\*

दोस्रो भाषा (Second language)		जनसंख्या (Population)	प्रतिशत (Percent)
नेपाली नाम	English Name		
सन्थाली	Santhali	७०३	०.००
छिलिङ	Chhiling	६८५	०.००
गनगाई	Ganagai	६४४	०.००
लोहोरुङ	Lohorung	६२२	०.००
कुमाल	Kumal	६१५	०.००
कागते	Kagate	६१५	०.००
दरई	Darai	५९१	०.००
खाम्ची (राउटे)	Khamchi (Raute)	५२६	०.००
मगर काइके	Magar Kaike	५१५	०.००
ह्योल्मो/योल्मो	H Yolmo/Yholmo	५०८	०.००
याम्फु/याम्फे	Yamphu/Yamphe	४९४	०.००
दैलेखी	Dailekhi	४३४	०.००
छन्त्याल	Chhantyal	३९४	०.००
हायु/भायु	Hayu/Vayu	३४९	०.००
कोचे	Koche	३३५	०.००
जिरेल	Jirel	३३२	०.००
आठपहरिया	Athpahariya	३२०	०.००
वालकुरा/बराम	Balkura/Baram	३०७	०.००
वालिङ/वालुङ	Waling/Walung	३०४	०.००
मनाङे	Manange	३०४	०.००
दुरा	Dura	२७८	०.००
उराउँ/कुडुख	Oraon/Kudukh	२४५	०.००
लाप्चा	Lapcha	२४२	०.००

तालिका ५ : दोस्रो भाषा अनुसार जनसंख्या, रा.ज.ग. २०७८\*

दोस्रो भाषा (Second language)		जनसंख्या (Population)	प्रतिशत (Percent)
नेपाली नाम	English Name		
सिन्धी	Sindhi	२१७	०.००
ताजपुरिया	Tajpuriya	२०९	०.००
धुलेली	Dhuleli	१८७	०.००
पहरी	Pahari	१४२	०.००
ल्होपा	Lhopa	१२९	०.००
डोल्पाली	Dolpali	१२७	०.००
सधनी	Sadhani	१२५	०.००
साद्री	Sadri	१०६	०.००
वारागुडवा	Baragunwa	८९	०.००
फाङदुवाली	Phangduwali	८५	०.००
हरियान्वी	Hariyanwi	८४	०.००
साम	Sam	७९	०.००
माल्पाण्डे	Malpande	७८	०.००
राजी	Raji	७६	०.००
मेचे	Meche	७५	०.००
तिछुरोङ पोइके	Tichhurong Poike	७२	०.००
सुरेल	Surel	६४	०.००
कुर्माली	Kurmali	६०	०.००
बनकारिया	Bankariya	४२	०.००
केवरत	Kewarat	३८	०.००
सोनहा	Sonaha	३५	०.००
कर्मारोङ	Karmarong	३४	०.००
किसान	Kisan	३३	०.००

तालिका ५ : दोस्रो भाषा अनुसार जनसंख्या, रा.ज.ग. २०७८\*

दोस्रो भाषा (Second language)		जनसंख्या (Population)	प्रतिशत (Percent)
नेपाली नाम	English Name		
व्याँसी	Byansi	३२	०.००
कुसुण्डा	Kusunda	३२	०.००
लुङ्खिम	Lungkhim	२८	०.००
मुगाली	Mugali	२३	०.००
अन्य	Others	१५९	०.००
नखुलेको भाषा	Not stated	८१०५	०.०३
जम्मा		२९१६४५७८	१००

\*Note: All the reported language information has undergone a thorough review process by involving stakeholders and subject experts. Some of the foreign languages published in census 2011 census have been included under "Other language" category in 2021 census due to very few number of speakers. The published data is derived from respondents' responses and conclusive findings obtained from expert reviews.

राष्ट्रिय जनगणना २०७८ अनुसार १० हजारभन्दा बढी व्यक्तिहरूले दोस्रो भाषाको रूपमा प्रयोग गर्ने भाषाहरू २५ वटा देखिएका छन् । जबकि २०६८ मा त्यस प्रकारमा दोस्रो भाषाहरू जम्मा १८ वटा थिए । २०७८ मा नेपाली भाषालाई दोस्रो भाषाको रूपमा प्रयोग गर्नेहरू उल्लेखनीयरूपमा बढेका छन् भने हिन्दी भाषालाई दोस्रो भाषाको रूपमा प्रयोग गर्नेहरू उल्लेखनीय रूपमा घटेका छन् ।

तालिका ६ : राष्ट्रिय जनगणना २०७८ मा १० हजारभन्दा बढी व्यक्तिहरूले दोस्रो भाषाको रूपमा प्रयोग गर्ने भाषाहरू

राष्ट्रिय जनगणना २०७८			राष्ट्रिय जनगणना २०६८		
दोस्रो भाषा	जनसंख्या	प्रतिशत	दोस्रो भाषा	जनसंख्या	प्रतिशत
नेपाली	१३४८२९०४	४६.२३	नेपाली	८६८२४९९	३२.७७
मैथिली	२६७६२१	०.९२	मैथिली	१९५२८७	०.७४
हिन्दी	२२३१०६	०.७६	हिन्दी	१२२५९५०	४.६३
भोजपुरी	१३८५७२	०.४८	भोजपुरी	१५९५१८	०.६०
अंग्रेजी	१०२५६१	०.३५	अंग्रेजी	८१४४७	०.३१
थारु	८९६०६	०.३१	थारु	८४७४८	०.३२

राष्ट्रिय जनगणना २०७८			राष्ट्रिय जनगणना २०६८		
दोस्रो भाषा	जनसंख्या	प्रतिशत	दोस्रो भाषा	जनसंख्या	प्रतिशत
बज्जिका	८६०६२	०.३०	बज्जिका	६०८६३	०.२३
अवधि	७५६५१	०.२६	अवधि	४५४२८	०.१७
उर्दु	७२१२८	०.२५	उर्दु	४५७६६	०.१७
तामाङ	७१५६९	०.२५	तामाङ	३३४५०	०.१३
मगर ढुट	५४१४३	०.१९	मगर	४२९५२	०.१६
भोटे	४५२९२	०.१६			
बान्तवा	४३५३६	०.१५	बान्तवा	२८४५९	०.११
नेपालभाषा(नेवारी)	३२६०४	०.११	नेवारी	३२५९४	०.१२
चाम्लिङ	२९२५३	०.१०			
मगही	२९१९१	०.१०	मगही	१०८१३	०.००
गुरुङ	२३६९८	०.०८	गुरुङ	२२८३४	०.०९
याक्थुङ/लिम्बु	१९७०५	०.०७	लिम्बु	२२२०२	०.०८
थुलुङ	१७१८७	०.०६			
मगर खाम	१६८१४	०.०६			
बाहिङ/बायुङ	१५१०४	०.०५			
राई	१४३९८	०.०५	राई	१७१९९	०.०६
डोटेली	१४३४४	०.०५			
साम्पाङ	१४२६१	०.०५			
खालिङ	१०३७०	०.०४			

## १.४ पुर्खाको भाषा सम्बन्धी नतिजा

राष्ट्रिय जनगणना २०७८ मा प्रत्येक व्यक्तिहरूका पुर्खाहरू (जिजु बा/आमा, बाजे/बोजु, आदि) ले प्रयोग गर्ने/बोल्ने भाषाहरूलाई पुर्खाको भाषाको रूपमा परिभाषित गरिएको थियो । राष्ट्रिय जनगणना २०६८ मा पुर्खाको भाषासम्बन्धी प्रश्नहरू सोधिएको थिएन । राष्ट्रिय जनगणना २०७८ मा तलको तालिका ७ अनुसारका पुर्खाका भाषाहरू प्राप्त भएका छन् ।

तालिका ७: पूर्खाको भाषा अनुसार जनसंख्या, रा.ज.ग. २०७८\*

पुर्खाको भाषा (Ancestor's language)		जनसंख्या (Population)	प्रतिशत (Percent)
नेपाली नाम	English Name		
नेपाली	Nepali	१०१३७००६	३४.७६
मैथिली	Maithili	२९५९८७६	१०.१५
भोजपुरी	Bhojpuri	१७६८६१८	६.०६
थारु	Tharu	१७६४७०९	६.०५
तामाङ	Tamang	१६०२८७५	५.५०
मगर ढुट	Magar Dhut	१२४८००३	४.२८
नेपालभाषा (नेवारी)	Nepalbhasha (Newari)	११७९९४६	४.०५
बज्जिका	Bajjika	११४५९२४	३.९३
अवधी	Avadhi	९११८००	३.१३
उर्दु	Urdu	५६९६२६	१.९५
डोटेली	Doteli	५२६९१०	१.८१
गुरुङ	Gurung	४६७६९७	१.६०
मगही	Magahi	४२३५६८	१.४५
बैतडेली	Baitadeli	४१०६०२	१.४१
याक्थुङ/लिम्बु	Yakthung/Limbu	४०८५७७	१.४०
अछामी	Achhami	३९६५०३	१.३६
खस	Khash	३२६५१२	१.१२
राई	Rai	२२८५०२	०.७८
बझाङ्गी	Bajhanghi	२१२१०८	०.७३
दार्चुलेली	Darchuleli	१५४१५६	०.५३
बान्तवा	Bantawa	१५१३४६	०.५२
संस्कृत	Sanskrit	१३५४६२	०.४६
राजवंशी	Rajbanshi	१३४१९८	०.४६



तालिका ७: पूर्खाको भाषा अनुसार जनसंख्या, रा.ज.ग. २०७८\*

पुर्खाको भाषा (Ancestor's language)		जनसंख्या (Population)	प्रतिशत (Percent)
नेपाली नाम	English Name		
मगर खाम	Magar Kham	१२९०२१	०.४४
शेर्पा	Sherpa	१२८४९४	०.४४
बाजुरेली	Bajureli	१२०२२४	०.४१
चाम्लिङ	Chamling	१००७५४	०.३५
हिन्दी	Hindi	९२२९५	०.३२
रानाथारु	Ranatharu	७८०४९	०.२७
चेपाङ	Chepang	७७९५८	०.२७
डडेल्धुरी	Dadeldhuri	७५०४४	०.२६
माझी	Majhi	६३०६९	०.२२
दनुवार	Danuwar	६१२२४	०.२१
सन्थाली	Santhali	५६६२०	०.१९
कुमाल	Kumal	५०४०३	०.१७
जुम्ली	Jumli	४८४००	०.१७
सुनुवार	Sunuwar	४४२७६	०.१५
मुसलमान	Musalman	४१५८७	०.१४
उराउँ/कुडुख	Oraon/Kudukh	४०६३७	०.१४
कुलुङ	Kulung	४०४७९	०.१४
भुजेल	Bhujel	३८२५७	०.१३
थामी	Thami	३१४४६	०.११
दैलेखी	Dailekhi	३०३७७	०.१०
अंगिका	Angika	२९२८५	०.१०
घले	Ghale	२८९४२	०.१०
थुलुङ	Thulung	२७२४६	०.०९

तालिका ७: पूर्खाको भाषा अनुसार जनसंख्या, रा.ज.ग. २०७८\*

पुर्खाको भाषा (Ancestor's language)		जनसंख्या (Population)	प्रतिशत (Percent)
नेपाली नाम	English Name		
बंगला	Bangla	२६५३५	०.०९
साम्पाङ	Sampang	२६१०८	०.०९
गनगाई	Ganagai	२५६८०	०.०९
मारवाडी	Marwadi	२५१३१	०.०९
धिमाल	Dhimal	२४७२२	०.०८
ताजपुरिया	Tajpuriya	२०७८७	०.०७
खालिङ	Khaling	१८१७३	०.०६
याक्खा	Yakkha	१८१२५	०.०६
दरई	Darai	१५९३८	०.०५
वाम्बुले	Wambule	१५९३२	०.०५
बाहिङ/बायुङ	Bahing/Bayung	१५२९०	०.०५
याम्फु/याम्फे	Yamphu/Yamphe	१२०२४	०.०४
भोटे	Bhote	११९०४	०.०४
नाछिरिङ	Nachhiring	१०९५७	०.०४
पहरी	Pahari	१०६१९	०.०४
ह्योल्मो/योल्मो	H yolmo/Yholmo	१०४४०	०.०४
दुमी	Dumi	१०००९	०.०३
बोटे	Bote	९७८४	०.०३
थकाली	Thakali	८७५८	०.०३
मेवाहाङ	Mewahang	८२१४	०.०३
छन्त्याल	Chhantyal	७५२८	०.०३
पुमा	Puma	७४०८	०.०३
आठपहरिया	Athpahariya	६२३६	०.०२

तालिका ७: पूर्खाको भाषा अनुसार जनसंख्या, रा.ज.ग. २०७८\*

पुर्खाको भाषा (Ancestor's language)		जनसंख्या (Population)	प्रतिशत (Percent)
नेपाली नाम	English Name		
दुङमाली	Dungmali	६०६७	०.०२
जिरेल	Jirel	५८४९	०.०२
वालकुरा/बराम	Balkura/Baram	५२३०	०.०२
तिबेटियन	Tibetan	५०७७	०.०२
लोहोरुङ	Lohorung	४९२५	०.०२
डोल्पाली	Dolpali	४८७५	०.०२
मेचे	Meche	४७४७	०.०२
राजी	Raji	४६९६	०.०२
कोयी	Koyee	४४५५	०.०२
चुम/नुब्री	Chum/Nubri	४३४८	०.०१
दुरा	Dura	४१४६	०.०१
डोने	Done	३५१९	०.०१
केवरत	Kewarat	३५०८	०.०१
लाप्चा	Lapcha	३४१०	०.०१
जेरो/जेरुङ	Jero/Jerung	३००७	०.०१
मुगाली	Mugali	२९१४	०.०१
छिन्ताङ	Chhintang	२८११	०.०१
छिलिङ	Chhiling	२६७९	०.०१
कर्मारोङ	Karmarong	२६७५	०.०१
हायु/भायु	Hayu/Vayu	२४९२	०.०१
ल्होपा	Lhopa	२३८४	०.०१
मुण्डा/मुडीयारी	Munda/Mudiyari	२३३४	०.०१
व्याँसी	Byansi	२१९०	०.०१

तालिका ७: पूर्खाको भाषा अनुसार जनसंख्या, रा.ज.ग. २०७८\*

पुर्खाको भाषा (Ancestor's language)		जनसंख्या (Population)	प्रतिशत (Percent)
नेपाली नाम	English Name		
मनाङ्गे	Manange	२१३०	०.०१
तिलुङ्ग	Tilung	२१२३	०.०१
मगर काइके	Magar Kaike	२०३०	०.०१
वारागुङ्गवा	Baragunwa	१५२२	०.०१
सोनहा	Sonaha	१२२३	०.००
अंग्रेजी	English	१२०८	०.००
कोचे	Koche	११८०	०.००
किसान	Kisan	११६१	०.००
पंजाबी	Punjabi	११५२	०.००
साद्री	Sadri	१११४	०.००
खाम्ची (राउटे)	Khamchi (Raute)	८२७	०.००
वालुङ्ग/वालुङ्ग	Waling/Walung	७५३	०.००
धुलेली	Dhuleli	७४५	०.००
लुङ्गखिम	Lungkhim	७३८	०.००
लोवा	Lowa	६४८	०.००
सांकेतिक भाषा	Sign Language	६४७	०.००
कागते	Kagate	५४३	०.००
कुर्माली	Kurmali	५२६	०.००
नार-फु	Nar-Phu	४६३	०.००
लहोमी	Lhomi	४३५	०.००
तिछुरोङ्ग पोङ्गे	Tichhurong Poike	४११	०.००
सिन्धी	Sindhi	३९८	०.००
फाङ्गदुवाली	Phangduwali	२४१	०.००

तालिका ७: पूर्खाको भाषा अनुसार जनसंख्या, रा.ज.ग. २०७८\*

पुर्खाको भाषा (Ancestor's language)		जनसंख्या (Population)	प्रतिशत (Percent)
नेपाली नाम	English Name		
खरिया	Khariya	२२०	०.००
माल्पाण्डे	Malpande	२०७	०.००
सुरेल	Surel	२०१	०.००
बेल्हारे	Belhare	१७३	०.००
हरियान्वी	Hariyanwi	१७१	०.००
साम	Sam	१६४	०.००
सधनी	Sadhani	१३०	०.००
कुसुण्डा	Kusunda	८७	०.००
बनकारिया	Bankariya	८२	०.००
अन्य	Others	५२००	०.०२
नखुलेको भाषा	Not stated	२४७४	०.०१
जम्मा		२९१६४५७८	१००

\*Note: All the reported language information has undergone a thorough review process by involving stakeholders and subject experts. The published data is derived from respondents' responses and conclusive findings obtained from expert reviews.

## १.५ धर्म सम्बन्धी नतिजा

राष्ट्रिय जनगणना २०७८ अनुसार जम्मा १० वटा धर्महरू अपनाउने व्यक्तिहरू देखिएका छन् ।

तालिका ८: धर्म र लिङ्ग अनुसार जनसंख्या, रा.ज.ग. २०७८

धर्मको नाम		जनसंख्या			
नेपाली	English	जम्मा	प्रतिशत	पुरुष	महिला
हिन्दु	Hindu	२३६७७७४४	८१.२	११५८७५२९	१२०९०२१५
बौद्ध	Bouddha	२३९३५४९	८.२१	११५९७९०	१२३३७५९
इस्लाम	Islam	१४८३०६६	५.०९	७३२००६	७५१०६०
किरात	Kirat	९२४२०४	३.१७	४५११९३	४७३०११
क्रिश्चियन	Christian	५१२३१३	१.७६	२४०२०६	२७२१०७
प्रकृति	Prakriti	१०२०४८	०.३५	४८५२७	५३५२१
बोन	Bon	६७२२३	०.२३	३१९६८	३५२५५
जैन	Jain	२३९८	०.०१	१२३९	११५९
बहाई	Bahai	५३७	०.००	२३४	३०३
सिख	Sikha	१४९६	०.०१	८५९	६३७
जम्मा		२९१६४५७८	१००	१४२५३५५१	१४९११०२७

तालिका ९ : राष्ट्रिय जनगणना २०७८ र २०६८ मा व्यक्तिहरूले अपनाएका धर्महरू

राष्ट्रिय जनगणना २०७८			राष्ट्रिय जनगणना २०६८		
धर्म	जनसंख्या	प्रतिशत	धर्म	जनसंख्या	प्रतिशत
हिन्दु	२३६७७७४४	८१.१९	हिन्दु	२१५५१४९२	८१.३४
बौद्ध	२३९३५४९	८.२१	बौद्ध	२३९६०९९	९.०४
इस्लाम	१४८३०६६	५.०९	इस्लाम	११६२३७०	४.३९
किरात	९२४२०४	३.१७	किरात	८०७१६९	३.०५
क्रिश्चियन	५१२३१३	१.७६	क्रिश्चियन	३७५६९९	१.४२
प्रकृति	१०२०४८	०.३५	प्रकृति	१२१९८२	०.४६
बोन	६७२२३	०.२३	बोन	१३००६	०.०५
जैन	२३९८	०.०१	जैन	३२१४	०.०१
बहाई	५३७	०.००	बहाई	१२८३	०.००
सिख	१४९६	०.०१	सिख	६०९	०.००
			नखुलेको	६१५८१	०.२३
जम्मा	२९१६४५७८	१००	जम्मा	२६४९४५०४	१००

# Chapter 2 : Summary results of Caste/ ethnicity, Language and Religion

## 2.1 Summary results of Caste/ethnicity

There are 142 castes/ethnicities according to the National Population and Housing Census 2021 in Nepal, out of which 125 are the ones which were also reported in the earlier census 2011 and 17 are newly found in the census 2021. The caste/ethnicity published in the 2011 census and reported again in the 2021 census remains unchanged. The newly added castes/ethnicities are **Ranatharu, Bhumihar, Bankariya, Surel, Chumba/Nubri, Phree, Mugal/Mugum, Pun, Rauniyar, Baniyan, Gondh/Gond, Karmarong, Khatik, Beldar, Chai/Khulaut, Done and Kewarat**. The reported caste/ethnicity information has undergone a thorough review process by involving stakeholders and subject experts. The published data is derived from respondents' responses and conclusive findings obtained from expert reviews.

**Table 10 : Castes/Ethnicities having reported by population of more than 1 percent each of total population in census 2021 and 2011\***

Census 2021			Census 2011		
Caste/ethnicity	Population	Percent	Caste/ethnicity	Population	Percent
Kshetri	4796995	16.45	Chhetree	4398053	16.60
Brahman - Hill	3292373	11.29	Brahman - Hill	3226903	12.18
Magar	2013498	6.9	Magar	1887733	7.12
Tharu	1807124	6.2	Tharu	1737470	6.56
Tamang	1639866	5.62	Tamang	1539830	5.81
Bishwokarma	1470010	5.04	Kami	1258554	4.75
Musalman	1418677	4.86	Musalman	1164255	4.39
Newa: (Newar)	1341363	4.6	Newar	1321933	4.99
Yadav	1228581	4.21	Yadav	1054458	3.98
Rai	640674	2.2	Rai	620004	2.34
Pariyar	565932	1.94	Damai/Dholi	472862	1.78
Gurung	543790	1.86	Gurung	522641	1.97
Thakuri	494470	1.7	Thakuri	425623	1.61
Mijar	452229	1.55	Sarki	374816	1.41
Teli	431347	1.48	Teli	369688	1.40
Yakthung/Limbu	414704	1.42	Limbu	387300	1.46
Chamar/Harijan/Ram	393255	1.35	Chamar/Harijan/Ram	335893	1.27
Koiri/Kushwaha	355707	1.22	Koiri/Kushwaha	306393	1.16

\* The detailed list of Caste/ethnicity is given in table 1 (page 1)



## 2.2 Summary results of Mother Tongue

There are 124 mother tongues according to the National Population and Housing Census 2021 in Nepal, out of which 111 are the ones which were also reported in the earlier census 2011 and 13 are newly found in the census 2021. The newly added mother tongues are **Bhote, Lowa, Chum/Nubri, Baragunwa, Nar-Phu, Ranatharu, Karmarong, Mugali, Tichhurong Poike, Sadri, Done, Munda/Mudiyari and Kewarat**. Of the 123 mother tongues that were reported in census 2011, 12 foreign languages have been grouped into "Other languages" in census 2021 due to having few numbers of reported speakers.

The reported language information has undergone a thorough review process by involving stakeholders and subject experts. The published data is derived from respondents' responses and conclusive findings obtained from expert reviews.

There are 21 languages which are reported as mother tongue by one hundred thousand population each in census 2021, whereas there were only 19 such languages in census 2011.

**Table 11 : Mother tongue reported as having spoken by more than 1 hundred thousand population each in census 2021 and 2011\***

Census 2021			Census 2011		
Mother tongue	Population	Percent	Mother tongue	Population	Percent
Nepali	13084457	44.86	Nepali	11826953	44.64
Maithili	3222389	11.05	Maithili	3092530	11.67
Bhojpuri	1820795	6.24	Bhojpuri	1584958	5.98
Tharu	1714091	5.88	Tharu	1529875	5.77
Tamang	1423075	4.88	Tamang	1353311	5.11
Bajjika	1133764	3.89	Bajjika	793416	2.99
Avadhi	864276	2.96	Avadhi	501752	1.89
Nepalbhasha(Newari)	863380	2.96	Newari	846557	3.20
Magar Dhut	810315	2.78	Magar	788530	2.98
Doteli	494864	1.70	Doteli	787827	2.97
Urdu	413785	1.42	Urdu	691546	2.61
Yakthung/Limbu	350436	1.20	Limbu	343603	1.30
Gurung	328074	1.12	Gurung	325622	1.23
Magahi	230117	0.79	Magahi	35614	0.13
Baitadeli	152666	0.52	Baitadeli	272524	1.03
Rai	144512	0.5	Rai	159114	0.60
Achhami	141444	0.48	Achhami	142787	0.54
Bantawa	138003	0.47	Bantawa	132583	0.50
Rajbanshi	130163	0.45	Rajbanshi	122214	0.46
Sherpa	117896	0.4	Sherpa	114830	0.43
Khash	117511	0.4			

\* The detailed list of mother tongue is given in table 3 (page 9)

## 2.3 Summary results of Second Language

There are 25 languages that are being used as second language by more than 10 thousand population each in the National Population and Housing Census 2021 in Nepal, whereas there were only 18 such languages reported as second language in the earlier census 2011.

**Table 12 : Second languages having spoken by more than 10 thousand of total population in census 2021 and 2011\***

Census 2021			Census 2011		
Second Language	Population	Percent	Second Language	Population	Percent
Nepali	13482904	46.23	Nepali	8,682,499	32.77
Maithili	267621	0.9176	Maithili	195,287	0.74
Hindi	223106	0.765	Hindi	1,225,950	4.63
Bhojpuri	138572	0.4751	Bhojpuri	159,518	0.60
English	102561	0.3517	English	81,447	0.31
Tharu	89606	0.3072	Tharu	84,748	0.32
Bajjika	86062	0.2951	Bajjika	60,863	0.23
Avadhi	75651	0.2594	Avadhi	45,428	0.17
Urdu	72128	0.2473	Urdu	45,766	0.17
Tamang	71569	0.2454	Tamang	33,450	0.13
Magar Dhut	54143	0.1856	Magar	42,952	0.16
Bhote	45292	0.1553			
Bantawa	43536	0.1493	Bantawa	28,459	0.11
Nepalbhasha(Newari)	32604	0.1118	Newari	32,594	0.12
Chamling	29253	0.1003			
Magahi	29191	0.1001	Magahi	10,813	0.00
Gurung	23698	0.0813	Gurung	22,834	0.09
Yakthung/Limbu	19705	0.0676	Limbu	22,202	0.08
Thulung	17187	0.0589			
Magar Kham	16814	0.0577			
Bahing/Bayung	15104	0.0518			
Rai	14398	0.0494	Rai	17,199	0.06
Doteli	14344	0.0492			
Sampang	14261	0.0489			
Khaling	10370	0.0356			

\* The detailed list of second language is given in table 5 (page 16)

## 2.4 Summary results of Ancestor's Language

The number of languages that were reported as ancestors' language by more than 1 hundred thousand population each in the National Population and Housing Census 2021 is 27 in Nepal, whereas no information about ancestor's language was asked in the earlier census 2011.

**Table 13 : Ancestor's languages reported by more than 1 hundred thousand of population each in census 2021\***

Census 2021			Census 2021		
Ancestor's Language	Population	Percent	Ancestor's Language	Population	Percent
Nepali	10137006	34.76	Baitadeli	410602	1.41
Maithili	2959876	10.15	Yakthung/Limbu	408577	1.40
Bhojpuri	1768618	6.06	Achhami	396503	1.36
Tharu	1764709	6.05	Khash	326512	1.12
Tamang	1602875	5.50	Rai	228502	0.78
Magar Dhut	1248003	4.28	Bajhanghi	212108	0.73
Nepalbhasha (Newari)	1179946	4.05	Darchuleli	154156	0.53
Bajjika	1145924	3.93	Bantawa	151346	0.52
Avadhi	911800	3.13	Sanskrit	135462	0.46
Urdu	569626	1.95	Rajbanshi	134198	0.46
Doteli	526910	1.81	Magar Kham	129021	0.44
Gurung	467697	1.60	Sherpa	128494	0.44
Magahi	423568	1.45	Bajureli	120224	0.41
			Chamling	100754	0.35

\* The detailed list of ancestor's language is given in table 7 (page 23)

## 2.5 Summary results of Religion

The number of religions adopted by the individuals in census 2021 and 2011 are given in table 14 below.

**Table 14 : Comparison of population who adopted different religions in census 2011 and 2021**

Census 2021			Census 2011		
Religion	Population	Percent	Religion	Population	Percent
Hindu	23677744	81.19	Hindu	21551492	81.34
Bouddha	2393549	8.21	Bouddha	2396099	9.04
Islam	1483066	5.09	Islam	1162370	4.39
Kirat	924204	3.17	Kirat	807169	3.05
Christian	512313	1.76	Christian	375699	1.42
Prakriti	102048	0.35	Prakriti	121982	0.46

Census 2021			Census 2011		
Religion	Population	Percent	Religion	Population	Percent
Bon	67223	0.23	Bon	13006	0.05
Jain	2398	0.01	Jain	3214	0.01
Bahai	537	0.00	Bahai	1283	0.00
Sikha	1496	0.01	Sikha	609	0.00
Unidentified	-	-	Unidentified	61581	0.23
Total	29164578	100	Total	26494504	100

---

## **Chapter 3: Caste/ethnicity, Language and Religion: Detail Tables**

---

## Annex 1: Population by caste/ethnicity and sex, NPHC 2021

Area	Caste/ethnicity	Population		
		Total	Male	Female
<b>Nepal</b>				
	All Castes	29164578	14253551	14911027
	Kshetri	4796995	2308120	2488875
	Brahman - Hill	3292373	1607450	1684923
	Magar	2013498	949105	1064393
	Tharu	1807124	880513	926611
	Tamang	1639866	800763	839103
	Bishwokarma	1470010	689510	780500
	Musalman	1418677	696058	722619
	Newa: (Newar)	1341363	656144	685219
	Yadav	1228581	635172	593409
	Rai	640674	308743	331931
	Pariyar	565932	264720	301212
	Gurung	543790	254267	289523
	Thakuri	494470	239056	255414
	Mijar	452229	211460	240769
	Teli	431347	224055	207292
	Yakthung/Limbu	414704	200060	214644
	Chamar/Harijan/Ram	393255	196791	196464
	Koiri/Kushwaha	355707	183851	171856
	Kurmi	277786	143411	134375
	Musahar	264974	130915	134059
	Dhanuk	252105	126671	125434
	Dusadh/Pasawan/Pasi	250977	126053	124924
	Brahman - Tarai	217774	112870	104904
	Mallaha	207006	104626	102380
	Sanyasi/Dasnami	198849	95729	103120
	Kewat	184298	91584	92714
	Kanu	152868	80094	72774
	Hajam/Thakur	136487	70044	66443
	Kalwar	134914	70719	64195
	Rajbansi	132564	64372	68192
	Sherpa	130637	64405	66232
	Kumal	129702	62259	67443
	Tatma/Tatwa	126018	63265	62753
	Khatwe	124062	60690	63372
	Gharti/Bhujel	120245	58328	61917

## Annex 1: Population by caste/ethnicity and sex, NPHC 2021

Area	Caste/ethnicity	Population		
		Total	Male	Female
Majhi		111352	54783	56569
Nuniya		108723	55419	53304
Sundi		107380	55493	51887
Dhobi		101089	51363	49726
Lohar		100680	50903	49777
Bin		96974	48664	48310
Kumhar		95724	48810	46914
Sonar		93380	47757	45623
Chepang/Praja		84364	42758	41606
Ranatharu		83308	41001	42307
Danuwar		82784	39572	43212
Sunuwar		78910	38197	40713
Haluwai		71796	36494	35302
Baraee		68011	35081	32930
Bantar/Sardar		61687	30267	31420
Kahar		59882	30178	29704
Santhal		57310	27847	29463
Baniyan		53655	27950	25705
Kathabaniyan		52466	27189	25277
Badhaee/Badhee		52437	26496	25941
Oraon/Kudukh		46840	22493	24347
Rajput		46577	24419	22158
Amat		46471	23223	23248
Gangai		41446	20354	21092
Lodh		39872	20210	19662
Gaderi/Bhediyar		35497	17919	17578
Ghale		35434	17195	18239
Marwadi		33803	17665	16138
Kayastha		33502	17286	16216
Kulung		33388	16521	16867
Thami		32743	15931	16812
Bhumihar		32199	16713	15486
Rajbhar		29240	14848	14392
Rauniyar		27258	14422	12836
Dhimal		25643	12144	13499
Khawas		22551	10840	11711
Tajpuriya		20989	9957	11032

## Annex 1: Population by caste/ethnicity and sex, NPHC 2021

Area	Caste/ethnicity	Population		
		Total	Male	Female
Kori		20670	10570	10100
Dom		19901	10079	9822
Mali		19605	9927	9678
Darai		18695	9065	9630
Yakkha		17460	8527	8933
Bhote		15818	7982	7836
Bantawa		15719	7585	8134
Rajdhob		15391	7849	7542
Dhunia		15033	7320	7713
Pahari		15015	7542	7473
Bangali		13800	7009	6791
Gondh/Gond		12267	6418	5849
Chamling		12178	5890	6288
Chhantyal/Chhantel		11963	5699	6264
Thakali		11741	5620	6121
Badi		11470	5478	5992
Bote		11258	5580	5678
Pun		9827	4657	5170
H Yolmo/Yholmopa		9819	4927	4892
Khatik		9152	4656	4496
Yamphu		9111	4548	4563
Kewarat		8809	4264	4545
Baram / Baramu		7859	3720	4139
Dev		7418	3905	3513
Nachhiring		7300	3685	3615
Gaine		6971	3240	3731
Bahing		6547	3216	3331
Thulung		6239	3114	3125
Jirel		6031	2933	3098
Khaling		5889	2925	2964
Aathpahariya		5878	2759	3119
Dolpo		5818	2833	2985
Sarbaria		5793	2828	2965
Mewahang		5727	2873	2854
Byasi/Sauka		5718	2884	2834
Dura		5581	2576	3005
Meche		5193	2441	2752



## Annex 1: Population by caste/ethnicity and sex, NPHC 2021

Area	Caste/ethnicity	Population		
		Total	Male	Female
Raji		5125	2483	2642
Sampang		4841	2366	2475
Chai/Khulaut		4805	2505	2300
Chumba/Nubri		4414	2154	2260
Dhankar/ Dharikar		4090	2026	2064
Munda		3589	1752	1837
Lepcha		3578	1769	1809
Patharkatt/ Kushwadiya		3343	1703	1640
Hayu		3069	1486	1583
Beldar		3037	1448	1589
Halkhor		2929	1526	1403
Natuwa		2896	1478	1418
Loharung		2598	1238	1360
Kamar		2532	1275	1257
Dhandi		2339	1205	1134
Done		2125	1011	1114
Mugal/Mugum		2124	993	1131
Punjabi/Sikh		1846	996	850
Karmarong		1663	773	890
Chidimar		1615	827	788
Kisan		1479	700	779
Lhopa		1390	657	733
Kalar		931	492	439
Phree		921	429	492
Koche		847	401	446
Topkegola		642	312	330
Raute		566	289	277
Walung		481	234	247
Lhomi		355	170	185
Surel		318	153	165
Kusunda		253	115	138
Bankariya		180	83	97
Nurang		36	23	13
Foreigner		137407	75831	61576
Others		5888	2873	3015
Not stated		4436	2416	2020

**Annex 1: Population by caste/ethnicity and sex, NPHC 2021**

Area	Caste/ethnicity	Population		
		Total	Male	Female
<b>Koshi</b>				
	All Castes	4961412	2417328	2544084
	Kshetri	744076	359283	384793
	Brahman - Hill	573167	278256	294911
	Rai	506422	244574	261848
	Yakthung/Limbu	387515	186938	200577
	Tamang	228838	110422	118416
	Tharu	209519	101256	108263
	Musalman	202386	98988	103398
	Magar	196618	94754	101864
	Newa: (Newar)	178405	86171	92234
	Bishwokarma	167038	79588	87450
	Rajbansi	127985	61967	66018
	Pariyar	91927	43587	48340
	Musahar	74911	37255	37656
	Sherpa	70348	34775	35573
	Yadav	70289	36973	33316
	Gurung	63370	30128	33242
	Santhal	56477	27420	29057
	Mijar	48757	23542	25215
	Teli	45833	23670	22163
	Koiri/Kushwaha	42150	21735	20415
	Gangai	41226	20246	20980
	Bantar/Sardar	39662	19637	20025
	Gharti/Bhujel	37703	18415	19288
	Oraon/Kudukh	36004	17130	18874
	Sanyasi/Dasnami	34437	16523	17914
	Kulung	32180	15902	16278
	Dhanuk	31052	15873	15179
	Majhi	29850	14421	15429
	Kewat	26749	13635	13114
	Dhimal	24435	11555	12880
	Mallaha	24237	12294	11943
	Brahman - Tarai	23718	12170	11548
	Sunuwar	21649	10651	10998
	Haluwai	21265	10788	10477
	Tajpuriya	20605	9749	10856

## Annex 1: Population by caste/ethnicity and sex, NPHC 2021

Area	Caste/ethnicity	Population		
		Total	Male	Female
Khawas		18924	9155	9769
Danuwar		16900	8106	8794
Yakkha		16451	8036	8415
Hajam/Thakur		15447	7945	7502
Bantawa		14985	7261	7724
Dusadh/Pasawan/Pasi		14424	7363	7061
Marwadi		14050	7270	6780
Chamar/Harijan/Ram		14011	6903	7108
Amat		13900	7044	6856
Nuniya		13726	6848	6878
Sundi		12173	6208	5965
Bangali		12060	6032	6028
Chamling		10802	5230	5572
Khatwe		10736	5358	5378
Yamphu		8899	4431	4468
Kewarat		8794	4255	4539
Thakuri		8271	4144	4127
Kalwar		7777	3981	3796
Sonar		7286	3685	3601
Nachhiring		7010	3546	3464
Badhaee/Badhee		6977	3557	3420
Kumal		6920	3443	3477
Tatma/Tatwa		6666	3435	3231
Baniyan		6022	3098	2924
Bahing		6021	2959	3062
Thulung		5717	2868	2849
Aathpahariya		5641	2672	2969
Mewahang		5597	2814	2783
Kayastha		5510	2816	2694
Khaling		5346	2661	2685
Kurmi		5271	2706	2565
Kumhar		5104	2591	2513
Meche		4997	2360	2637
Bhote		4786	2393	2393
Dom		4775	2425	2350
Sampang		4612	2264	2348
Sarbaria		4602	2260	2342

## Annex 1: Population by caste/ethnicity and sex, NPHC 2021

Area	Caste/ethnicity	Population		
		Total	Male	Female
Rajput		4567	2401	2166
Rauniyar		4520	2384	2136
Kathabaniyan		3956	2035	1921
Lohar		3821	1947	1874
Gaderi/Bhediyar		3758	1852	1906
Dev		3726	1944	1782
Munda		3529	1717	1812
Bin		3528	1789	1739
Rajbhar		3510	1766	1744
Lepcha		3302	1640	1662
Baraee		3125	1572	1553
Dhobi		2665	1366	1299
Thami		2359	1185	1174
Loharung		2320	1121	1199
Ghale		2233	1100	1133
Kahar		1653	792	861
Kisan		1358	636	722
H yolmo/Yholmopa		1281	648	633
Mali		1162	592	570
Kamar		1087	555	532
Rajdhob		1037	548	489
Kanu		931	474	457
Phree		850	400	450
Koche		714	346	368
Topkegola		621	301	320
Dhunia		512	250	262
Kori		424	217	207
Pahari		303	161	142
Bhumihar		288	174	114
Walung		278	140	138
Bote		274	146	128
Gaine		268	128	140
Done		223	104	119
Badi		206	91	115
Chidimar		182	97	85
Halkhor		171	89	82
Gondh/Gond		153	81	72

## Annex 1: Population by caste/ethnicity and sex, NPHC 2021

Area	Caste/ethnicity	Population		
		Total	Male	Female
	Punjabi/Sikh	146	80	66
	Lhomi	140	68	72
	Chai/Khulaut	133	72	61
	Thakali	108	46	62
	Darai	99	52	47
	Chepang/Praja	98	47	51
	Dura	97	58	39
	Hayu	84	43	41
	Patharkatt/ Kushwadiya	82	45	37
	Kalar	54	27	27
	Ranatharu	51	27	24
	Jirel	48	22	26
	Dhandi	37	16	21
	Baram / Baramu	34	17	17
	Chhantyal/Chhantel	27	11	16
	Raji	22	11	11
	Khatik	20	6	14
	Lodh	20	11	9
	Chumba/Nubri	18	12	6
	Byasi/Sauka	13	8	5
	Lhopa	10	3	7
	Foreigner	19254	11495	7759
	Others	3686	1832	1854
	Not stated	243	136	107
<b>Taplejung</b>				
	All Castes	120590	60773	59817
	Yakthung/Limbu	51372	25887	25485
	Sherpa	14443	7074	7369
	Kshetri	14073	7192	6881
	Brahman - Hill	6870	3569	3301
	Rai	6105	3099	3006
	Gurung	5705	2813	2892
	Tamang	5621	2794	2827
	Bishwokarma	5487	2680	2807
	Pariyar	1750	857	893
	Newa: (Newar)	1682	848	834

## Annex 1: Population by caste/ethnicity and sex, NPHC 2021

Area	Caste/ethnicity	Population		
		Total	Male	Female
Magar		1323	691	632
Sunuwar		1267	612	655
Mijar		1150	556	594
Sanyasi/Dasnami		731	351	380
Topkegola		620	300	320
Gharti/Bhujel		362	181	181
Bhote		252	145	107
Khawas		244	120	124
Yakkha		235	118	117
Bantawa		189	89	100
Walung		188	92	96
Tharu		169	157	12
Kulung		75	38	37
Yadav		71	66	5
Hajam/Thakur		33	20	13
Brahman - Tarai		29	22	7
Rajbansi		23	21	2
Teli		23	16	7
Phree		23	13	10
Sampang		22	12	10
Thakuri		21	16	5
Chamling		20	8	12
Danuwar		16	9	7
Nachhiring		15	7	8
Musalman		14	14	0
Koiri/Kushwaha		14	11	3
Khaling		14	9	5
Dhanuk		13	11	2
Musahar		10	7	3
Haluwai		10	4	6
Foreigner		209	182	27
Others		97	62	35
<b>Sankhuwasabha</b>				
All Castes		158041	79579	78462
Kshetri		27335	13743	13592
Tamang		17848	8901	8947

## Annex 1: Population by caste/ethnicity and sex, NPHC 2021

Area	Caste/ethnicity	Population		
		Total	Male	Female
Rai		13996	7020	6976
Kulung		10606	5329	5277
Sherpa		9519	4739	4780
Yakthung/Limbu		8452	4206	4246
Gurung		8279	4035	4244
Bishwokarma		7866	3838	4028
Newa: (Newar)		7179	3571	3608
Brahman - Hill		6227	3156	3071
Yakkha		5752	2823	2929
Magar		5615	2830	2785
Yamphu		5114	2542	2572
Bhote		3997	1973	2024
Pariyar		3412	1655	1757
Mewahang		2786	1418	1368
Mijar		2100	1027	1073
Loharung		1757	854	903
Khaling		1214	585	629
Kumal		1107	523	584
Chamling		1014	513	501
Thulung		875	458	417
Gharti/Bhujel		811	395	416
Sanyasi/Dasnami		721	355	366
Ghale		551	265	286
Nachhiring		393	198	195
Sampang		255	125	130
Majhi		238	121	117
Bantawa		229	105	124
Tharu		154	123	31
Lhomi		137	66	71
Bahing		128	66	62
Sunuwar		122	68	54
Khawas		97	51	46
Thakuri		91	61	30
Yadav		66	61	5
Brahman - Tarai		50	33	17
Teli		50	36	14
Hajam/Thakur		38	30	8

## Annex 1: Population by caste/ethnicity and sex, NPHC 2021

Area	Caste/ethnicity	Population		
		Total	Male	Female
	Musalman	32	25	7
	Rajbansi	23	15	8
	Kanu	22	13	9
	Aathpahariya	21	10	11
	Bin	19	11	8
	Thami	17	8	9
	Amat	17	9	8
	Tatma/Tatwa	14	5	9
	Koiri/Kushwaha	13	10	3
	Dhunia	12	3	9
	Sonar	12	4	8
	Bote	11	5	6
	Mali	11	5	6
	Tajpuriya	10	7	3
	Dhanuk	10	8	2
	Foreigner	1461	1439	22
	Others	155	104	51
<b>Solukhumbu</b>				
	All Castes	104851	52747	52104
	Rai	18208	9222	8986
	Sherpa	17878	9055	8823
	Kshetri	14645	7343	7302
	Kulung	10814	5346	5468
	Tamang	10728	5353	5375
	Bishwokarma	6144	2994	3150
	Magar	5476	2728	2748
	Brahman - Hill	4074	2084	1990
	Nachhiring	2785	1447	1338
	Newa: (Newar)	2571	1307	1264
	Khaling	2555	1288	1267
	Gharti/Bhujel	1975	987	988
	Pariyar	1812	891	921
	Thulung	993	501	492
	Bahing	972	496	476
	Gurung	764	383	381
	Sanyasi/Dasnami	602	296	306



## Annex 1: Population by caste/ethnicity and sex, NPHC 2021

Area	Caste/ethnicity	Population		
		Total	Male	Female
	Mijar	588	298	290
	Sunuwar	284	145	139
	Thami	274	143	131
	Majhi	138	66	72
	Yakthung/Limbu	80	42	38
	Tharu	67	51	16
	Yadav	50	48	2
	Teli	24	17	7
	Jirel	22	9	13
	Brahman - Tarai	19	17	2
	Bhote	19	12	7
	Hajam/Thakur	19	15	4
	Tatma/Tatwa	17	13	4
	Thakuri	16	12	4
	Chamling	14	5	9
	Sundi	14	9	5
	Kurmi	12	5	7
	Koiri/Kushwaha	10	9	1
	Others	128	82	46
	Foreigner	60	28	32
<b>Okhaldhunga</b>				
	All Castes	139552	68080	71472
	Kshetri	29362	14385	14977
	Magar	16048	7622	8426
	Tamang	14628	7154	7474
	Rai	13865	6747	7118
	Brahman - Hill	12825	6350	6475
	Sherpa	11827	5905	5922
	Newa: (Newar)	8742	4221	4521
	Bishwokarma	5950	2847	3103
	Sunuwar	5142	2558	2584
	Pariyar	4730	2226	2504
	Mijar	4422	2143	2279
	Bahing	3485	1699	1786
	Gharti/Bhujel	3074	1521	1553
	Gurung	2196	1037	1159

## Annex 1: Population by caste/ethnicity and sex, NPHC 2021

Area	Caste/ethnicity	Population		
		Total	Male	Female
	Majhi	1115	539	576
	Sanyasi/Dasnami	969	473	496
	Thulung	401	199	202
	Pahari	106	59	47
	Thakuri	102	58	44
	Tharu	67	56	11
	Yakthung/Limbu	57	26	31
	Yadav	45	40	5
	Badi	41	18	23
	Teli	40	27	13
	Dura	38	19	19
	Sonar	26	13	13
	Kumal	15	8	7
	Kathabaniyan	15	10	5
	Khawas	15	6	9
	Chamling	15	7	8
	Dusadh/Pasawan/Pasi	13	5	8
	Brahman - Tarai	13	9	4
	Sundi	13	6	7
	Haluwai	12	8	4
	Others	124	71	53
	Foreigner	14	8	6
<b>Khotang</b>				
	All Castes	175298	86637	88661
	Rai	71842	35648	36194
	Kshetri	33541	16658	16883
	Brahman - Hill	9852	4931	4921
	Newa: (Newar)	9151	4470	4681
	Magar	9100	4419	4681
	Bishwokarma	8697	4164	4533
	Tamang	8584	4202	4382
	Mijar	5657	2717	2940
	Pariyar	5272	2566	2706
	Gharti/Bhujel	3194	1585	1609
	Sanyasi/Dasnami	2423	1182	1241
	Gurung	1887	923	964

## Annex 1: Population by caste/ethnicity and sex, NPHC 2021

Area	Caste/ethnicity	Population		
		Total	Male	Female
	Nachhiring	1336	658	678
	Sherpa	1192	593	599
	Majhi	937	457	480
	Sunuwar	543	270	273
	Bahing	393	195	198
	Chamling	339	167	172
	Thulung	171	87	84
	Yakthung/Limbu	158	73	85
	Tharu	123	99	24
	Yadav	111	97	14
	Thakuri	74	41	33
	Thami	73	35	38
	Hajam/Thakur	52	32	20
	Bantawa	50	27	23
	Teli	46	31	15
	Sonar	35	20	15
	Khawas	28	12	16
	Sampang	26	15	11
	Danuwar	26	19	7
	Musalman	21	16	5
	Kumal	21	15	6
	Dhanuk	19	13	6
	Brahman - Tarai	19	12	7
	Haluwai	18	8	10
	Kurmi	16	8	8
	Tatma/Tatwa	16	11	5
	Mali	14	8	6
	Rajbansi	14	9	5
	Kalwar	13	8	5
	Dev	12	11	1
	Koiri/Kushwaha	12	11	1
	Marwadi	11	5	6
	Kewat	11	4	7
	Others	141	85	56
	Foreigner	27	20	7

## Annex 1: Population by caste/ethnicity and sex, NPHC 2021

Area	Caste/ethnicity	Population		
		Total	Male	Female
<b>Bhojpur</b>				
	All Castes	157923	78211	79712
	Rai	53866	26534	27332
	Kshetri	27895	13939	13956
	Tamang	17019	8426	8593
	Newa: (Newar)	12075	5957	6118
	Magar	7809	3862	3947
	Brahman - Hill	7237	3720	3517
	Bishwokarma	6746	3268	3478
	Pariyar	4266	2046	2220
	Mijar	3860	1862	1998
	Kulung	3470	1730	1740
	Gharti/Bhujel	2968	1463	1505
	Sherpa	2783	1300	1483
	Sanyasi/Dasnami	1195	591	604
	Nachhiring	1074	541	533
	Gurung	851	413	438
	Mewahang	677	333	344
	Bantawa	644	332	312
	Ghale	510	249	261
	Kumal	383	195	188
	Majhi	334	174	160
	Thulung	231	124	107
	Thakuri	226	123	103
	Yakthung/Limbu	217	98	119
	Sampang	199	107	92
	Thami	198	90	108
	Sunuwar	195	94	101
	Khaling	137	69	68
	Tharu	125	110	15
	Chamling	95	53	42
	Yadav	84	73	11
	Khawas	72	35	37
	Gaine	49	24	25
	Teli	39	24	15
	Brahman - Tarai	27	19	8
	Hajam/Thakur	22	16	6

## Annex 1: Population by caste/ethnicity and sex, NPHC 2021

Area	Caste/ethnicity	Population		
		Total	Male	Female
	Dhanuk	20	19	1
	Tatma/Tatwa	20	13	7
	Koiri/Kushwaha	19	16	3
	Yamphu	19	8	11
	Dhimal	18	8	10
	Haluwai	18	11	7
	Pahari	16	9	7
	Rajbansi	15	12	3
	Musalman	15	13	2
	Hayu	15	6	9
	Kurmi	14	5	9
	Kathabaniyan	11	5	6
	Others	114	73	41
	Foreigner	31	19	12
<b>Dhankuta</b>				
	All Castes	150599	73824	76775
	Kshetri	30011	14875	15136
	Rai	29674	14480	15194
	Yakthung/Limbu	20855	9993	10862
	Magar	15580	7657	7923
	Tamang	9886	4761	5125
	Newa: (Newar)	6745	3306	3439
	Brahman - Hill	6156	3148	3008
	Bishwokarma	5498	2620	2878
	Aathpahariya	5365	2555	2810
	Yakkha	4344	2166	2178
	Pariyar	3224	1530	1694
	Mijar	2136	1057	1079
	Gurung	2097	1018	1079
	Gharti/Bhujel	1677	802	875
	Majhi	978	475	503
	Bantawa	951	444	507
	Yamphu	934	492	442
	Sanyasi/Dasnami	831	412	419
	Sherpa	790	366	424
	Thakuri	598	305	293

## Annex 1: Population by caste/ethnicity and sex, NPHC 2021

Area	Caste/ethnicity	Population		
		Total	Male	Female
	Tharu	300	211	89
	Chamling	264	129	135
	Sunuwar	163	79	84
	Teli	145	92	53
	Yadav	132	102	30
	Sampang	122	59	63
	Musalman	98	64	34
	Brahman - Tarai	92	57	35
	Kulung	92	47	45
	Hajam/Thakur	77	56	21
	Khaling	66	30	36
	Khawas	47	21	26
	Thulung	46	23	23
	Rajbansi	36	25	11
	Haluwai	33	17	16
	Kalwar	24	10	14
	Bhote	19	9	10
	Marwadi	18	9	9
	Dhanuk	16	14	2
	Mallaha	16	9	7
	Dhimal	15	8	7
	Tatma/Tatwa	14	9	5
	Rajput	13	10	3
	Walung	13	8	5
	Koiri/Kushwaha	12	12	0
	Danuwar	12	8	4
	Oraon/Kudukh	12	6	6
	Rajdhob	12	7	5
	Kayastha	11	7	4
	Sonar	10	7	3
	Foreigner	173	111	62
	Others	150	95	55
	Not stated	16	11	5
<b>Terhathum</b>				
	All Castes	88731	43581	45150
	Yakthung/Limbu	32297	15881	16416

## Annex 1: Population by caste/ethnicity and sex, NPHC 2021

Area	Caste/ethnicity	Population		
		Total	Male	Female
	Kshetri	17220	8484	8736
	Brahman - Hill	9856	4935	4921
	Tamang	6127	2986	3141
	Bishwokarma	3834	1829	2005
	Pariyar	3042	1463	1579
	Gurung	2893	1393	1500
	Newa: (Newar)	2521	1242	1279
	Magar	2470	1201	1269
	Rai	1597	756	841
	Sherpa	1405	660	745
	Mijar	1330	674	656
	Gharti/Bhujel	1207	585	622
	Phree	727	343	384
	Majhi	327	151	176
	Thakuri	269	147	122
	Kulung	183	88	95
	Yakkha	180	82	98
	Sanyasi/Dasnami	147	69	78
	Nachhiring	136	72	64
	Sunuwar	110	45	65
	Tharu	94	71	23
	Khawas	94	49	45
	Thulung	87	47	40
	Yadav	74	52	22
	Khaling	73	33	40
	Chamling	42	21	21
	Teli	38	23	15
	Hajam/Thakur	38	22	16
	Bantawa	35	19	16
	Brahman - Tarai	22	14	8
	Bhote	17	9	8
	Walung	16	10	6
	Haluwai	15	10	5
	Musalman	12	10	2
	Kanu	12	6	6
	Aathpahariya	11	4	7
	Dhanuk	10	4	6

## Annex 1: Population by caste/ethnicity and sex, NPHC 2021

Area	Caste/ethnicity	Population		
		Total	Male	Female
	Baraee	10	4	6
	Others	122	68	54
	Foreigner	31	19	12
<b>Panchthar</b>				
	All Castes	172400	85683	86717
	Yakthung/Limbu	74775	37009	37766
	Rai	23971	11845	12126
	Kshetri	15758	7963	7795
	Brahman - Hill	15244	7707	7537
	Tamang	12319	5912	6407
	Magar	6305	3106	3199
	Bishwokarma	5629	2743	2886
	Pariyar	3592	1743	1849
	Gurung	2894	1363	1531
	Newa: (Newar)	2521	1271	1250
	Sunuwar	2005	989	1016
	Mijar	949	488	461
	Bantawa	939	468	471
	Sherpa	756	366	390
	Sanyasi/Dasnami	754	376	378
	Majhi	595	297	298
	Chamling	542	293	249
	Yakkha	471	248	223
	Gharti/Bhujel	322	164	158
	Sampang	231	121	110
	Nachhiring	224	130	94
	Tharu	188	166	22
	Khaling	139	72	67
	Teli	118	73	45
	Thulung	110	55	55
	Yadav	91	77	14
	Rajbansi	90	64	26
	Khawas	88	52	36
	Musalman	84	51	33
	Bahing	56	29	27
	Thakuri	52	46	6



## Annex 1: Population by caste/ethnicity and sex, NPHC 2021

Area	Caste/ethnicity	Population		
		Total	Male	Female
	Brahman - Tarai	44	31	13
	Kulung	37	24	13
	Musahar	37	36	1
	Dhanuk	37	25	12
	Koiri/Kushwaha	26	22	4
	Lepcha	19	6	13
	Hajam/Thakur	16	11	5
	Badhaee/Badhee	14	7	7
	Mallaha	12	6	6
	Tatma/Tatwa	10	7	3
	Foreigner	176	121	55
	Others	160	100	60
<b>Ilam</b>				
	All Castes	279534	139431	140103
	Rai	58113	29106	29007
	Yakthung/Limbu	45007	22254	22753
	Kshetri	38856	19436	19420
	Brahman - Hill	35569	17812	17757
	Tamang	19746	9777	9969
	Magar	14551	7174	7377
	Newa: (Newar)	10502	5274	5228
	Bishwokarma	9783	4732	5051
	Gurung	8508	4173	4335
	Pariyar	4130	1991	2139
	Sunuwar	3942	1957	1985
	Sherpa	3423	1695	1728
	Bantawa	3417	1786	1631
	Lepcha	2983	1493	1490
	Gharti/Bhujel	1739	861	878
	Kulung	1568	778	790
	Mewahang	1481	745	736
	Sanyasi/Dasnami	1430	691	739
	Sampang	1426	744	682
	Yakkha	1308	648	660
	H yolmo/Yholmopa	1240	626	614
	Mijar	1219	589	630

## Annex 1: Population by caste/ethnicity and sex, NPHC 2021

Area	Caste/ethnicity	Population		
		Total	Male	Female
Yamphu		1140	571	569
Chamling		1036	519	517
Thami		924	484	440
Thulung		873	463	410
Kumal		599	301	298
Ghale		539	276	263
Khawas		441	224	217
Khaling		438	238	200
Thakuri		309	151	158
Tharu		252	164	88
Rajbansi		215	138	77
Majhi		156	74	82
Dhimal		139	75	64
Teli		134	77	57
Yadav		133	98	35
Marwadi		132	80	52
Nachhiring		121	66	55
Bhote		120	64	56
Lohar		106	55	51
Musalman		99	70	29
Danuwar		97	51	46
Hajam/Thakur		97	59	38
Brahman - Tarai		81	55	26
Oraon/Kudukh		60	30	30
Bahing		58	27	31
Kanu		54	28	26
Loharung		53	23	30
Mallaha		38	18	20
Tatma/Tatwa		35	18	17
Musahar		34	20	14
Haluwai		33	13	20
Aathpahariya		32	16	16
Santhal		31	13	18
Pahari		30	17	13
Dom		30	12	18
Rajbhar		28	17	11
Kamar		26	15	11

## Annex 1: Population by caste/ethnicity and sex, NPHC 2021

Area	Caste/ethnicity	Population		
		Total	Male	Female
Bangali		24	18	6
Kurmi		22	10	12
Dhanuk		19	15	4
Munda		19	9	10
Meche		18	10	8
Baraee		16	9	7
Koiri/Kushwaha		15	12	3
Chamar/Harijan/Ram		15	6	9
Gaderi/Bhediyar		14	6	8
Kathabaniyan		14	10	4
Punjabi/Sikh		12	5	7
Dev		11	6	5
Kalwar		11	5	6
Walung		11	4	7
Dhandi		11	4	7
Thakali		10	4	6
Dusadh/Pasawan/Pasi		10	4	6
Kisan		10	6	4
Kewat		10	7	3
Bote		10	8	2
Baniyan		10	3	7
Gaine		10	4	6
Foreigner		435	230	205
Others		133	74	59
<b>Jhapa</b>				
All Castes		998054	478509	519545
Brahman - Hill		232053	111583	120470
Kshetri		167547	79329	88218
Rajbansi		82421	39570	42851
Yakthung/Limbu		73020	33953	39067
Rai		45743	21172	24571
Santhal		34622	16756	17866
Bishwokarma		33859	16062	17797
Newa: (Newar)		32247	15397	16850
Musalman		31318	15097	16221
Tamang		31032	14603	16429

## Annex 1: Population by caste/ethnicity and sex, NPHC 2021

Area	Caste/ethnicity	Population		
		Total	Male	Female
Magar		21049	9897	11152
Pariyar		20627	9729	10898
Tajpuriya		13376	6324	7052
Tharu		11380	5635	5745
Sanyasi/Dasnami		10782	5110	5672
Gangai		10656	5185	5471
Dhimal		10460	4974	5486
Gurung		9082	4210	4872
Majhi		8700	4184	4516
Gharti/Bhujel		7421	3604	3817
Brahman - Tarai		7242	3606	3636
Yadav		5984	3070	2914
Mijar		5870	2828	3042
Teli		5662	2930	2732
Meche		4864	2293	2571
Marwadi		3839	2022	1817
Bangali		3703	1894	1809
Musahar		3450	1719	1731
Haluwai		3312	1656	1656
Hajam/Thakur		3283	1660	1623
Sunuwar		2841	1388	1453
Danuwar		2790	1365	1425
Nuniya		2750	1298	1452
Kumal		2721	1349	1372
Mallaha		2526	1300	1226
Oraon/Kudukh		2463	1228	1235
Kurmi		2265	1169	1096
Sherpa		2102	972	1130
Kalwar		1731	890	841
Sundi		1696	858	838
Khawas		1535	757	778
Dhanuk		1504	778	726
Bantawa		1494	676	818
Kewat		1422	705	717
Sonar		1271	648	623
Kisan		1221	569	652
Badhaee/Badhee		1119	569	550

## Annex 1: Population by caste/ethnicity and sex, NPHC 2021

Area	Caste/ethnicity	Population		
		Total	Male	Female
Baniyan		1113	573	540
Lohar		1106	556	550
Chamling		1043	472	571
Chamar/Harijan/Ram		1035	521	514
Kahar		943	449	494
Kulung		918	431	487
Tatma/Tatwa		897	470	427
Kayastha		877	447	430
Baraee		873	435	438
Munda		871	427	444
Dom		809	399	410
Koiri/Kushwaha		802	422	380
Thakuri		795	395	400
Dusadh/Pasawan/Pasi		688	358	330
Yakkha		672	321	351
Bantar/Sardar		613	326	287
Rauniyar		605	329	276
Rajput		590	314	276
Koche		582	287	295
Bin		564	279	285
Khatwe		498	272	226
Thulung		460	217	243
Kanu		446	227	219
Dhobi		426	223	203
Kamar		406	206	200
Kathabaniyan		393	202	191
Sampang		381	171	210
Sarbaria		332	157	175
Mali		306	159	147
Khaling		276	133	143
Thami		269	136	133
Dev		261	125	136
Nachhiring		261	123	138
Lepcha		253	119	134
Rajdhob		216	95	121
Amat		178	92	86
Gaine		176	83	93

## Annex 1: Population by caste/ethnicity and sex, NPHC 2021

Area	Caste/ethnicity	Population		
		Total	Male	Female
	Yamphu	145	72	73
	Kumhar	144	69	75
	Ghale	121	65	56
	Loharung	109	54	55
	Bahing	99	49	50
	Mewahang	82	44	38
	Kewarat	77	32	45
	Punjabi/Sikh	65	35	30
	Gaderi/Bhediyar	57	30	27
	Bhote	55	30	25
	Darai	46	25	21
	Bhumihar	35	24	11
	Dhunia	33	21	12
	Aathpahariya	32	13	19
	Rajbhar	24	15	9
	Thakali	24	9	15
	Ranatharu	22	11	11
	H yolmo/Yholmopa	22	9	13
	Pahari	19	9	10
	Chepang/Praja	19	8	11
	Kalar	17	9	8
	Chhantyal/Chhantel	17	6	11
	Jirel	14	8	6
	Chidimar	12	5	7
	Patharkatt/ Kushwadiya	12	8	4
	Badi	11	5	6
	Kori	10	4	6
	Foreigner	6501	4201	2300
	Others	190	93	97
	Not stated	51	24	27
<b>Morang</b>				
	All Castes	1148156	557512	590644
	Kshetri	151264	71682	79582
	Brahman - Hill	140993	67671	73322
	Tharu	66403	32186	34217
	Musalman	55657	27562	28095

## Annex 1: Population by caste/ethnicity and sex, NPHC 2021

Area	Caste/ethnicity	Population		
		Total	Male	Female
	Rai	52069	24232	27837
	Yakthung/Limbu	48421	22603	25818
	Rajbansi	43130	21074	22056
	Newa: (Newar)	36672	17464	19208
	Musahar	35462	17684	17778
	Gangai	30446	14984	15462
	Tamang	29960	14088	15872
	Magar	28680	13571	15109
	Bantar/Sardar	26277	13003	13274
	Yadav	25467	13419	12048
	Bishwokarma	25422	11927	13495
	Kewat	21864	11161	10703
	Santhal	21571	10522	11049
	Teli	18758	9660	9098
	Pariyar	16709	7718	8991
	Mallaha	15442	7842	7600
	Dhanuk	14152	7239	6913
	Khawas	13926	6680	7246
	Dhimal	13493	6339	7154
	Dusadh/Pasawan/Pasi	9706	4921	4785
	Brahman - Tarai	9492	4873	4619
	Nuniya	9296	4687	4609
	Amat	9278	4716	4562
	Gurung	9170	4167	5003
	Kewarat	8693	4210	4483
	Majhi	8272	3983	4289
	Haluwai	8257	4170	4087
	Sundi	8189	4160	4029
	Oraon/Kudukh	7650	3648	4002
	Sanyasi/Dasnami	7390	3543	3847
	Marwadi	7388	3796	3592
	Tajpuriya	7145	3369	3776
	Hajam/Thakur	6663	3433	3230
	Mijar	5866	2758	3108
	Koiri/Kushwaha	5320	2783	2537
	Gharti/Bhujel	5047	2459	2588
	Chamar/Harijan/Ram	4522	2285	2237

## Annex 1: Population by caste/ethnicity and sex, NPHC 2021

Area	Caste/ethnicity	Population		
		Total	Male	Female
Sonar		3756	1894	1862
Kayastha		3662	1851	1811
Bangali		3623	1795	1828
Kalwar		3082	1591	1491
Badhaee/Badhee		3060	1575	1485
Rajput		2754	1431	1323
Tatma/Tatwa		2656	1335	1321
Bin		2649	1348	1301
Danuwar		2550	1257	1293
Khatwe		2461	1232	1229
Bantawa		2219	1070	1149
Thakuri		2135	1031	1104
Dom		2065	1047	1018
Munda		1916	918	998
Kurmi		1911	953	958
Sarbaria		1892	930	962
Baniyan		1821	927	894
Rajbhar		1773	885	888
Dev		1760	935	825
Yakkha		1698	809	889
Chamling		1646	790	856
Rauniyar		1607	865	742
Lohar		1596	806	790
Kulung		1590	747	843
Kumhar		1508	770	738
Baraee		1441	714	727
Dhobi		1433	733	700
Kathabaniyan		1367	683	684
Yamphu		1286	623	663
Sherpa		1114	549	565
Kumal		982	485	497
Sunuwar		891	444	447
Sampang		837	381	456
Kahar		629	305	324
Gaderi/Bhediyar		622	315	307
Thulung		543	265	278
Mali		472	229	243



## Annex 1: Population by caste/ethnicity and sex, NPHC 2021

Area	Caste/ethnicity	Population		
		Total	Male	Female
Ghale		305	151	154
Kamar		257	141	116
Rajdhob		246	141	105
Loharung		229	108	121
Mewahang		227	106	121
Khaling		186	80	106
Thami		183	89	94
Bahing		171	87	84
Nachhiring		167	76	91
Kori		159	85	74
Gondh/Gond		148	79	69
Bhumihar		147	84	63
Halkhor		133	70	63
Koche		120	56	64
Aathpahariya		111	50	61
Badi		87	37	50
Kanu		81	41	40
Phree		79	35	44
Bhote		62	29	33
Kisan		58	31	27
Punjabi/Sikh		45	26	19
Chai/Khulaut		44	27	17
Patharkatt/ Kushwadiya		40	23	17
Meche		30	18	12
Chepang/Praja		29	17	12
Dura		25	15	10
Pahari		24	11	13
Lepcha		21	9	12
Lodh		18	10	8
Walung		18	11	7
Kalar		15	9	6
Gaine		15	7	8
H Yolmo/Yholmopa		12	8	4
Ranatharu		11	8	3
Done		10	6	4
Khatik		10	3	7
Raji		10	7	3

## Annex 1: Population by caste/ethnicity and sex, NPHC 2021

Area	Caste/ethnicity	Population		
		Total	Male	Female
	Foreigner	5087	2457	2630
	Others	891	445	446
	Not stated	56	29	27
<b>Sunsari</b>				
	All Castes	926962	449023	477939
	Musalman	112336	54788	57548
	Tharu	104072	49876	54196
	Kshetri	100555	47736	52819
	Brahman - Hill	69902	33703	36199
	Rai	61661	28071	33590
	Yadav	37269	19348	17921
	Koiri/Kushwaha	35430	18176	17254
	Newa: (Newar)	33759	16035	17724
	Yakthung/Limbu	32207	14657	17550
	Musahar	31416	15550	15866
	Oraon/Kudukh	25713	12169	13544
	Bishwokarma	23440	11113	12327
	Tamang	21965	10376	11589
	Teli	19353	9937	9416
	Magar	17175	8075	9100
	Dhanuk	15077	7642	7435
	Bantar/Sardar	12718	6275	6443
	Pariyar	9451	4463	4988
	Haluwai	8727	4464	4263
	Gurung	8532	3953	4579
	Chamar/Harijan/Ram	8234	3991	4243
	Khatwe	7672	3789	3883
	Mallaha	6009	3015	2994
	Brahman - Tarai	5407	2819	2588
	Gharti/Bhujel	5188	2461	2727
	Sanyasi/Dasnami	4715	2233	2482
	Bangali	4654	2293	2361
	Hajam/Thakur	4555	2278	2277
	Majhi	4498	2148	2350
	Amat	4379	2196	2183
	Bantawa	4295	2004	2291

## Annex 1: Population by caste/ethnicity and sex, NPHC 2021

Area	Caste/ethnicity	Population		
		Total	Male	Female
Mijar		4292	2016	2276
Dusadh/Pasawan/Pasi		3910	2015	1895
Kumhar		3420	1733	1687
Kewat		3118	1580	1538
Gaderi/Bhediyar		2912	1415	1497
Tatma/Tatwa		2890	1501	1389
Baniyan		2821	1469	1352
Kulung		2731	1289	1442
Chamling		2730	1305	1425
Badhaee/Badhee		2691	1359	1332
Marwadi		2622	1337	1285
Sherpa		2383	1168	1215
Kalwar		2375	1194	1181
Sarbaria		2375	1170	1205
Khawas		2308	1134	1174
Rajbansi		1973	1006	967
Rauniyar		1806	933	873
Sonar		1781	896	885
Yakkha		1730	787	943
Rajbhar		1682	846	836
Dev		1639	843	796
Sundi		1618	825	793
Kathabaniyan		1595	826	769
Dom		1545	792	753
Nuniya		1541	790	751
Sunuwar		1224	571	653
Thakuri		1208	598	610
Rajput		1119	593	526
Sampang		1033	488	545
Danuwar		987	475	512
Kumal		973	503	470
Kurmi		949	511	438
Lohar		911	480	431
Kayastha		843	439	404
Dhobi		772	388	384
Baraee		717	375	342
Munda		674	338	336

## Annex 1: Population by caste/ethnicity and sex, NPHC 2021

Area	Caste/ethnicity	Population		
		Total	Male	Female
Thulung		645	301	344
Bahing		578	275	303
Rajdhob		492	263	229
Dhunia		449	215	234
Nachhiring		418	196	222
Kamar		368	186	182
Mewahang		334	164	170
Mali		311	163	148
Dhimal		278	134	144
Kanu		264	127	137
Yamphu		248	114	134
Bin		228	118	110
Bhote		224	109	115
Santhal		223	109	114
Kori		214	106	108
Khaling		209	105	104
Chidimar		162	88	74
Loharung		147	71	76
Ghale		144	61	83
Thami		127	55	72
Gangai		100	61	39
Bhumihar		90	57	33
Chai/Khulaut		85	44	41
Meche		79	36	43
Kisan		69	30	39
Kahar		66	30	36
Aathpahariya		65	23	42
Badi		59	26	33
Tajpuriya		54	34	20
Thakali		53	23	30
Pahari		37	16	21
Halkhor		31	14	17
Patharkatt/ Kushwadiya		25	13	12
Kewarat		24	13	11
Walung		21	10	11
Chepang/Praja		20	11	9
Lepcha		19	10	9

## Annex 1: Population by caste/ethnicity and sex, NPHC 2021

Area	Caste/ethnicity	Population		
		Total	Male	Female
	Punjabi/Sikh	18	11	7
	Bote	18	9	9
	Darai	18	12	6
	Dura	14	10	4
	Hayu	13	8	5
	Kalar	12	5	7
	Chumba/Nubri	10	8	2
	Ranatharu	10	4	6
	Foreigner	4826	2530	2296
	Others	2725	1342	1383
	Not stated	76	51	25
<b>Udayapur</b>				
	All Castes	340721	163738	176983
	Kshetri	76014	36518	39496
	Rai	55712	26642	29070
	Magar	45437	21921	23516
	Tharu	26125	12351	13774
	Tamang	23375	11089	12286
	Bishwokarma	18683	8771	9912
	Brahman - Hill	16309	7887	8422
	Newa: (Newar)	12038	5808	6230
	Danuwar	10388	4895	5493
	Pariyar	9910	4709	5201
	Mijar	9318	4529	4789
	Musahar	4478	2220	2258
	Majhi	3558	1748	1810
	Sunuwar	2920	1431	1489
	Gharti/Bhujel	2718	1347	1371
	Musalman	2694	1274	1420
	Thakuri	2375	1160	1215
	Chamling	2002	948	1054
	Sanyasi/Dasnami	1747	841	906
	Teli	1403	727	676
	Brahman - Tarai	1181	603	578
	Haluwai	816	419	397
	Sherpa	733	333	400

## Annex 1: Population by caste/ethnicity and sex, NPHC 2021

Area	Caste/ethnicity	Population		
		Total	Male	Female
Yadav		712	422	290
Sundi		608	324	284
Yakthung/Limbu		597	256	341
Hajam/Thakur		549	310	239
Kathabaniyan		541	287	254
Kalwar		524	273	251
Gurung		512	247	265
Bantawa		512	232	280
Rauniyar		497	254	243
Koiri/Kushwaha		467	246	221
Sonar		376	193	183
Dom		326	175	151
Kewat		298	162	136
Thami		286	141	145
Thulung		276	125	151
Baniyan		229	110	119
Bote		218	115	103
Done		213	98	115
Chamar/Harijan/Ram		205	100	105
Mallaha		170	86	84
Dhanuk		158	94	64
Gaderi/Bhediyar		145	79	66
Kayastha		106	62	44
Nuniya		104	52	52
Lohar		102	50	52
Kumal		95	45	50
Oraon/Kudukh		95	41	54
Tatma/Tatwa		95	53	42
Badhaee/Badhee		87	41	46
Kulung		85	47	38
Nachhiring		75	31	44
Bahing		71	33	38
Khatwe		71	41	30
Dusadh/Pasawan/Pasi		69	40	29
Kurmi		67	32	35
Pahari		66	35	31
Sampang		65	32	33

## Annex 1: Population by caste/ethnicity and sex, NPHC 2021

Area	Caste/ethnicity	Population		
		Total	Male	Female
Rajput		58	30	28
Baraee		55	28	27
Yakkha		47	25	22
Hayu		45	21	24
Munda		45	23	22
Bin		44	17	27
Kanu		44	25	19
Bangali		41	22	19
Rajdhob		38	22	16
Ghale		36	19	17
Dev		34	17	17
Mali		33	22	11
Bantar/Sardar		29	14	15
Khaling		28	14	14
Marwadi		27	11	16
Rajbansi		26	21	5
Kumhar		24	14	10
Amat		22	10	12
Khawas		22	11	11
Dhobi		18	9	9
Kori		18	11	7
Bhumihar		14	7	7
Darai		14	8	6
Yamphu		11	9	2
Santhal		11	7	4
Foreigner		223	130	93
Others		86	46	40
Not stated		22	10	12
<b>Madhesh</b>				
All Castes		6114600	3065751	3048849
Yadav		926508	475982	450526
Musalman		792776	383756	409020
Teli		324705	168008	156697
Tharu		301038	146500	154538
Koiri/Kushwaha		276155	142097	134058
Chamar/Harijan/Ram		269396	134200	135196

## Annex 1: Population by caste/ethnicity and sex, NPHC 2021

Area	Caste/ethnicity	Population		
		Total	Male	Female
Dhanuk		217096	108356	108740
Kurmi		180581	93533	87048
Musahar		179153	88144	91009
Dusadh/Pasawan/Pasi		176190	88011	88179
Mallaha		141638	71410	70228
Kanu		139088	72630	66458
Tamang		122194	59133	63061
Tatma/Tatwa		117507	58740	58767
Khatwe		112521	54916	57605
Kalwar		101860	53135	48725
Brahman - Tarai		101093	52338	48755
Kshetri		98002	48247	49755
Kewat		92346	45108	47238
Sundi		89896	46280	43616
Bin		89482	44781	44701
Hajam/Thakur		88804	44887	43917
Brahman - Hill		80387	39595	40792
Nuniya		72976	37325	35651
Kumhar		72454	37001	35453
Lohar		66626	34171	32455
Magar		65142	31483	33659
Dhobi		62577	31745	30832
Sonar		62183	32190	29993
Baraee		47099	24325	22774
Haluwai		45444	23027	22417
Newa: (Newar)		37356	18395	18961
Rajput		33455	17439	16016
Danuwar		33125	15730	17395
Kathabaniyan		33029	17070	15959
Amat		31999	15835	16164
Bhumihar		30769	15870	14899
Badhaee/Badhee		30211	15200	15011
Majhi		29599	14740	14859
Bishwokarma		28344	13772	14572
Bantar/Sardar		21686	10419	11267
Kayastha		21109	10861	10248
Rauniyar		20431	10751	9680



## Annex 1: Population by caste/ethnicity and sex, NPHC 2021

Area	Caste/ethnicity	Population		
		Total	Male	Female
	Sanyasi/Dasnami	19714	10072	9642
	Baniyan	16991	8897	8094
	Gaderi/Bhediyar	16714	8351	8363
	Dom	14060	7099	6961
	Mali	13974	7071	6903
	Rajdhob	13674	6978	6696
	Kahar	12015	6209	5806
	Rai	10210	5017	5193
	Thakuri	10006	5029	4977
	Pariyar	9677	4675	5002
	Gondh/Gond	7837	4110	3727
	Dhunia	7698	3606	4092
	Marwadi	7408	3862	3546
	Oraon/Kudukh	6953	3359	3594
	Gharti/Bhujel	6685	3343	3342
	Mijar	5971	2877	3094
	Kumal	5486	2835	2651
	Rajbhar	4689	2453	2236
	Chai/Khulaut	4651	2421	2230
	Gurung	3049	1478	1571
	Dev	2995	1582	1413
	Sunuwar	2661	1351	1310
	Halkhor	2658	1383	1275
	Beldar	2273	1075	1198
	Dhankar/ Dharikar	2089	1045	1044
	Natuwa	1985	1019	966
	Sarbaria	1142	544	598
	Kori	1102	573	529
	Rajbansi	1016	535	481
	Pahari	803	409	394
	Kalar	555	284	271
	Bangali	542	277	265
	Bote	538	272	266
	Thami	537	248	289
	Yakthung/Limbu	528	268	260
	Ghale	368	174	194
	Chepang/Praja	362	179	183

## Annex 1: Population by caste/ethnicity and sex, NPHC 2021

Area	Caste/ethnicity	Population		
		Total	Male	Female
Kamar		297	168	129
Sherpa		243	116	127
Patharkatt/ Kushwadiya		239	127	112
Khawas		232	112	120
Hayu		225	111	114
Badi		219	115	104
Ranatharu		158	86	72
Santhal		145	80	65
Punjabi/Sikh		122	65	57
Aathpahariya		113	33	80
Dhimal		105	55	50
Yakkha		90	45	45
Lodh		76	40	36
Bhote		72	38	34
Darai		72	41	31
Gaine		67	31	36
Meche		65	14	51
Thakali		62	29	33
Gangai		50	23	27
Byasi/Sauka		48	26	22
Yamphu		46	26	20
Bahing		39	20	19
Baram / Baramu		37	17	20
Chamling		36	16	20
Tajpuriya		26	14	12
Thulung		23	10	13
Loharung		23	13	10
Munda		20	9	11
Jirel		18	12	6
Chhantyal/Chhantel		18	9	9
Chidimar		18	8	10
Chumba/Nubri		17	8	9
Lhopa		13	7	6
Dura		11	4	7
Karmarong		11	5	6
Lhomi		11	5	6
Foreigner		27424	5867	21557

## Annex 1: Population by caste/ethnicity and sex, NPHC 2021

Area	Caste/ethnicity	Population		
		Total	Male	Female
	Not stated	344	182	162
	Others	119	68	51
<b>Saptari</b>				
	All Castes	706255	351368	354887
	Yadav	111268	57389	53879
	Tharu	79366	37977	41389
	Musalman	67314	31588	35726
	Teli	52829	26968	25861
	Dhanuk	50977	25752	25225
	Musahar	46581	23050	23531
	Khatwe	44799	22080	22719
	Chamar/Harijan/Ram	32726	16118	16608
	Mallaha	18234	9116	9118
	Bantar/Sardar	16264	7968	8296
	Rajdhob	13423	6859	6564
	Amat	12553	6390	6163
	Brahman - Tarai	10577	5511	5066
	Haluwai	10364	5281	5083
	Hajam/Thakur	10242	5084	5158
	Dusadh/Pasawan/Pasi	9339	4702	4637
	Kshetri	8812	4369	4443
	Kathabaniyan	8697	4516	4181
	Badhaee/Badhee	7597	3849	3748
	Tatma/Tatwa	7271	3636	3635
	Koiri/Kushwaha	7099	3694	3405
	Kumhar	6807	3423	3384
	Dhobi	6153	3113	3040
	Kalwar	5373	2692	2681
	Brahman - Hill	4836	2416	2420
	Rauniyar	3672	1928	1744
	Bishwokarma	3404	1654	1750
	Rajput	3225	1678	1547
	Magar	3129	1485	1644
	Dev	2914	1536	1378
	Baraee	2835	1468	1367
	Sundi	2491	1277	1214

## Annex 1: Population by caste/ethnicity and sex, NPHC 2021

Area	Caste/ethnicity	Population		
		Total	Male	Female
Sonar		2431	1249	1182
Newa: (Newar)		2423	1180	1243
Nuniya		2367	1190	1177
Dom		2203	1123	1080
Gaderi/Bhediyar		1722	862	860
Kewat		1681	823	858
Kayastha		1566	816	750
Rai		1384	690	694
Lohar		1245	638	607
Kurmi		1154	589	565
Danuwar		1137	537	600
Mali		1135	569	566
Tamang		1086	561	525
Thakuri		1041	546	495
Baniyan		990	509	481
Rajbhar		931	471	460
Dhankar/ Dharikar		881	448	433
Marwadi		815	415	400
Pariyar		790	391	399
Gharti/Bhujel		757	399	358
Sanyasi/Dasnami		751	381	370
Majhi		611	324	287
Kumal		581	283	298
Sarbaria		461	230	231
Halkhor		376	185	191
Dhunia		357	176	181
Mijar		289	140	149
Kori		248	130	118
Bhumihar		153	95	58
Rajbansi		129	67	62
Gurung		101	59	42
Bangali		95	45	50
Sunuwar		94	53	41
Santhal		83	46	37
Chai/Khulaut		81	43	38
Kanu		80	41	39
Kamar		78	43	35

## Annex 1: Population by caste/ethnicity and sex, NPHC 2021

Area	Caste/ethnicity	Population		
		Total	Male	Female
	Yakthung/Limbu	73	38	35
	Bin	48	23	25
	Kahar	33	17	16
	Ranatharu	31	15	16
	Beldar	20	11	9
	Aathpahariya	17	4	13
	Kalar	15	8	7
	Sherpa	14	7	7
	Yakkha	12	4	8
	Chamling	11	5	6
	Khawas	10	6	4
	Pahari	10	7	3
	Foreigner	2365	249	2116
	Others	98	51	47
	Not stated	20	9	11

### Siraha

All Castes	739953	363724	376229
Yadav	181593	91816	89777
Musalman	60150	28343	31807
Musahar	47550	22994	24556
Koiri/Kushwaha	44685	22485	22200
Chamar/Harijan/Ram	42446	20441	22005
Teli	38767	19728	19039
Tharu	28134	13585	14549
Dhanuk	27329	13238	14091
Dusadh/Pasawan/Pasi	24690	11899	12791
Sundi	21739	11116	10623
Mallaha	21160	10153	11007
Kewat	17755	8522	9233
Tatma/Tatwa	17698	8550	9148
Khatwe	16273	7836	8437
Haluwai	13710	6918	6792
Danuwar	12162	5722	6440
Hajam/Thakur	11506	5764	5742
Badhaee/Badhee	8346	4163	4183
Tamang	7674	3707	3967

## Annex 1: Population by caste/ethnicity and sex, NPHC 2021

Area	Caste/ethnicity	Population		
		Total	Male	Female
Magar		6749	3278	3471
Amat		6702	3305	3397
Dhobi		6342	3108	3234
Kshetri		6101	2955	3146
Brahman - Hill		4163	2088	2075
Brahman - Tarai		4060	2113	1947
Kurmi		3803	1871	1932
Newa: (Newar)		3533	1734	1799
Sonar		3473	1763	1710
Baraee		3308	1676	1632
Bishwokarma		3270	1573	1697
Kalwar		3231	1621	1610
Kumhar		3130	1550	1580
Kathabaniyan		3008	1515	1493
Thakuri		2407	1164	1243
Gaderi/Bhediyar		2358	1177	1181
Dom		2124	1032	1092
Oraon/Kudukh		2029	958	1071
Rai		2002	984	1018
Rajput		1862	930	932
Kayastha		1713	848	865
Rauniyar		1667	874	793
Bin		1657	741	916
Mali		1395	683	712
Lohar		1374	689	685
Majhi		1183	557	626
Bantar/Sardar		1175	530	645
Baniyan		1170	591	579
Pariyar		1124	546	578
Mijar		1115	545	570
Sanyasi/Dasnami		940	463	477
Nuniya		935	489	446
Marwadi		595	310	285
Gharti/Bhujel		575	279	296
Sunuwar		510	257	253
Kumal		497	243	254
Halkhor		476	249	227

## Annex 1: Population by caste/ethnicity and sex, NPHC 2021

Area	Caste/ethnicity	Population		
		Total	Male	Female
	Dhunia	217	103	114
	Kori	208	99	109
	Rajdhob	199	92	107
	Kalar	177	91	86
	Natuwa	170	83	87
	Bangali	122	63	59
	Kanu	100	46	54
	Gurung	96	39	57
	Badi	68	34	34
	Bhumihar	64	30	34
	Lodh	61	32	29
	Rajbansi	58	27	31
	Kahar	55	25	30
	Kamar	46	21	25
	Sarbaria	44	13	31
	Dev	31	13	18
	Pahari	27	22	5
	Yakthung/Limbu	27	12	15
	Gangai	24	12	12
	Dhankar/ Dharikar	20	9	11
	Aathpahariya	19	6	13
	Hayu	16	8	8
	Sherpa	12	6	6
	Santhal	12	8	4
	Thakali	12	4	8
	Tajpuriya	10	5	5
	Dhimal	10	4	6
	Foreigner	2817	497	2320
	Others	108	51	57
<b>Dhanusa</b>				
	All Castes	867747	429893	437854
	Yadav	153193	78034	75159
	Musalman	79803	37541	42262
	Kewat	53654	26157	27497
	Teli	47563	24530	23033
	Koiri/Kushwaha	43050	22016	21034

## Annex 1: Population by caste/ethnicity and sex, NPHC 2021

Area	Caste/ethnicity	Population		
		Total	Male	Female
Dhanuk		42434	20660	21774
Sundi		37620	19421	18199
Chamar/Harijan/Ram		34349	16410	17939
Tatma/Tatwa		31968	15600	16368
Bin		26798	12974	13824
Dusadh/Pasawan/Pasi		22852	11018	11834
Musahar		22275	10732	11543
Khatwe		21828	10519	11309
Brahman - Tarai		20794	10725	10069
Hajam/Thakur		14543	7237	7306
Mallaha		12138	5918	6220
Haluwai		12064	6130	5934
Kurmi		11108	5664	5444
Lohar		10053	5092	4961
Kumhar		9525	4776	4749
Sonar		9496	4835	4661
Amat		9400	4519	4881
Magar		9199	4507	4692
Tamang		9053	4352	4701
Kshetri		8665	4434	4231
Kalwar		8002	4080	3922
Badhaee/Badhee		7824	3862	3962
Nuniya		7510	3675	3835
Danuwar		6803	3135	3668
Bhumihar		6543	3355	3188
Gaderi/Bhediya		6119	2995	3124
Baraee		6103	3050	3053
Dhobi		5830	2884	2946
Kayastha		5595	2856	2739
Brahman - Hill		5195	2627	2568
Newa: (Newar)		4066	2044	2022
Kathabaniyan		3220	1639	1581
Rajput		2981	1579	1402
Bishwokarma		2696	1325	1371
Kanu		2667	1368	1299
Dhunja		2445	1116	1329
Dom		2309	1165	1144



## Annex 1: Population by caste/ethnicity and sex, NPHC 2021

Area	Caste/ethnicity	Population		
		Total	Male	Female
Tharu		2273	1161	1112
Beldar		2124	999	1125
Mali		2034	1001	1033
Majhi		2023	946	1077
Rauniyar		1723	906	817
Thakuri		1456	729	727
Mijar		1338	638	700
Pariyar		1220	585	635
Baniyan		1171	596	575
Sanyasi/Dasnami		1030	522	508
Marwadi		1011	531	480
Gharti/Bhujel		1007	514	493
Sunuwar		959	485	474
Oraon/Kudukh		770	361	409
Halkhor		726	376	350
Rai		710	354	356
Dhankar/ Dharikar		591	289	302
Sarbaria		513	243	270
Bantar/Sardar		448	217	231
Rajbansi		362	190	172
Kori		309	161	148
Natuwa		258	132	126
Kumal		214	106	108
Gurung		103	60	43
Bangali		87	49	38
Yakthung/Limbu		79	39	40
Kalar		61	28	33
Patharkatt/ Kushwadiya		46	23	23
Thakali		38	20	18
Ranatharu		36	21	15
Kamar		34	20	14
Aathpahariya		31	9	22
Kahar		29	16	13
Sherpa		26	9	17
Rajdhob		26	15	11
Dev		22	14	8
Bhote		22	11	11

## Annex 1: Population by caste/ethnicity and sex, NPHC 2021

Area	Caste/ethnicity	Population		
		Total	Male	Female
	Badi	21	11	10
	Pahari	21	10	11
	Bahing	21	10	11
	Byasi/Sauka	19	9	10
	Thami	18	10	8
	Yamphu	17	10	7
	Dhimal	16	10	6
	Santhal	14	8	6
	Rajbhar	11	3	8
	Foreigner	3210	809	2401
	Others	108	55	53
	Not stated	28	16	12
<b>Mahottari</b>				
	All Castes	706994	349159	357835
	Yadav	110729	56226	54503
	Musalman	107373	50295	57078
	Dhanuk	45251	22418	22833
	Koiri/Kushwaha	40381	20666	19715
	Teli	29953	15453	14500
	Musahar	27352	13370	13982
	Chamar/Harijan/Ram	25230	12296	12934
	Khatwe	19625	9510	10115
	Dusadh/Pasawan/Pasi	17609	8672	8937
	Bhumihar	17308	8846	8462
	Sundi	16170	8245	7925
	Nuniya	15829	7857	7972
	Brahman - Tarai	15017	7673	7344
	Magar	14760	7134	7626
	Bin	12154	6096	6058
	Tatma/Tatwa	11579	5791	5788
	Tharu	10738	5216	5522
	Kalwar	10220	5243	4977
	Hajam/Thakur	10168	5116	5052
	Kshetri	10021	4895	5126
	Mallaha	9826	4924	4902
	Sonar	9407	4752	4655

## Annex 1: Population by caste/ethnicity and sex, NPHC 2021

Area	Caste/ethnicity	Population		
		Total	Male	Female
	Tamang	9322	4535	4787
	Lohar	9151	4605	4546
	Kewat	8750	4248	4502
	Kanu	8342	4277	4065
	Brahman - Hill	7980	3866	4114
	Kurmi	6949	3428	3521
	Dhobi	5449	2703	2746
	Baraee	5373	2727	2646
	Kumhar	5055	2556	2499
	Haluwai	4851	2462	2389
	Newa: (Newar)	4486	2235	2251
	Bishwokarma	4257	2046	2211
	Rajput	3799	1940	1859
	Bantar/Sardar	3418	1524	1894
	Badhaee/Badhee	2929	1485	1444
	Danuwar	2542	1254	1288
	Amat	2537	1227	1310
	Gaderi/Bhediya	2216	1077	1139
	Mali	1928	939	989
	Pariyar	1851	884	967
	Kayastha	1771	911	860
	Majhi	1768	850	918
	Gharti/Bhujel	1517	749	768
	Kathabaniyan	1413	702	711
	Dom	1292	636	656
	Thakuri	1152	557	595
	Sanyasi/Dasnami	1118	573	545
	Rauniyar	857	460	397
	Dhunia	838	396	442
	Mijar	822	387	435
	Kumal	612	305	307
	Rai	526	248	278
	Baniyan	322	170	152
	Halkhor	314	163	151
	Dhankar/ Dharikar	244	115	129
	Sunuwar	225	127	98
	Kalar	183	94	89

## Annex 1: Population by caste/ethnicity and sex, NPHC 2021

Area	Caste/ethnicity	Population		
		Total	Male	Female
Kori		162	95	67
Sarbaria		112	50	62
Kahar		86	47	39
Badi		77	42	35
Marwadi		75	38	37
Gurung		58	27	31
Natuwa		52	27	25
Sherpa		51	26	25
Hayu		41	22	19
Rajbansi		28	16	12
Yakthung/Limbu		20	10	10
Aathpahariya		18	5	13
Kamar		18	8	10
Loharung		16	10	6
Ranatharu		16	8	8
Patharkatt/ Kushwadiya		14	6	8
Beldar		11	5	6
Foreigner		3195	514	2681
Others		85	48	37
<b>Sarlahi</b>				
All Castes		862470	435131	427339
Yadav		138610	71315	67295
Musalman		73532	35854	37678
Koiri/Kushwaha		71235	36598	34637
Teli		48670	25257	23413
Tamang		44172	21445	22727
Dusadh/Pasawan/Pasi		33671	17070	16601
Chamar/Harijan/Ram		32458	16435	16023
Kshetri		28729	13920	14809
Mallaha		25924	13261	12663
Tharu		24274	11933	12341
Kurmi		20271	10398	9873
Brahman - Hill		20135	9903	10232
Kalwar		19034	9940	9094
Magar		16694	8048	8646
Brahman - Tarai		15275	7936	7339

## Annex 1: Population by caste/ethnicity and sex, NPHC 2021

Area	Caste/ethnicity	Population		
		Total	Male	Female
Dhanuk		14442	7226	7216
Hajam/Thakur		13315	6748	6567
Lohar		13275	6812	6463
Musahar		12723	6506	6217
Bin		12263	6240	6023
Kumhar		11526	5932	5594
Kanu		11350	5871	5479
Nuniya		10847	5497	5350
Dhobi		10270	5251	5019
Sonar		10177	5291	4886
Tatma/Tatwa		9710	4945	4765
Khatwe		9417	4668	4749
Majhi		9251	4589	4662
Danuwar		9060	4353	4707
Sundi		8277	4333	3944
Bishwokarma		7907	3776	4131
Kathabaniyan		7471	3893	3578
Newa: (Newar)		7436	3690	3746
Rauniyar		6123	3208	2915
Rajput		5584	2924	2660
Baraee		5325	2714	2611
Kewat		5137	2581	2556
Bhumihar		4307	2265	2042
Haluwai		3679	1844	1835
Sanyasi/Dasnami		3385	1713	1672
Kayastha		2622	1362	1260
Pariyar		2366	1162	1204
Dhunia		2042	934	1108
Gharti/Bhujel		1953	960	993
Mali		1641	827	814
Mijar		1630	793	837
Baniyan		1390	715	675
Badhaee/Badhee		1377	700	677
Rai		1272	626	646
Dom		1212	621	591
Thakuri		1061	545	516
Kahar		982	510	472

## Annex 1: Population by caste/ethnicity and sex, NPHC 2021

Area	Caste/ethnicity	Population		
		Total	Male	Female
Amat		745	362	383
Kumal		548	282	266
Natuwa		477	256	221
Sunuwar		431	203	228
Gaderi/Bhediyar		398	195	203
Gurung		398	182	216
Bote		386	200	186
Marwadi		367	192	175
Thami		336	160	176
Oraon/Kudukh		281	135	146
Hayu		160	78	82
Halkhor		136	68	68
Pahari		132	66	66
Beldar		115	58	57
Dhankar/ Dharikar		74	33	41
Rajbansi		60	31	29
Chepang/Praja		54	27	27
Yakthung/Limbu		46	25	21
Patharkatt/ Kushwadiya		44	20	24
Sherpa		43	17	26
Bantar/Sardar		37	16	21
Bangali		35	19	16
Kori		32	17	15
Kalar		28	15	13
Badi		25	14	11
Ranatharu		20	11	9
Bhote		18	8	10
Darai		12	5	7
Sarbaria		12	8	4
Khawas		11	5	6
Kamar		10	6	4
Byasi/Sauka		10	5	5
Thulung		10	4	6
Foreigner		2348	395	1953
Others		99	52	47
Not stated		43	23	20

## Annex 1: Population by caste/ethnicity and sex, NPHC 2021

Area	Caste/ethnicity	Population		
		Total	Male	Female
<b>Rautahat</b>				
	All Castes	813573	408403	405170
	Musalman	182206	87591	94615
	Yadav	102800	53136	49664
	Kurmi	48192	24651	23541
	Teli	47085	24263	22822
	Kanu	38500	19772	18728
	Chamar/Harijan/Ram	33593	17072	16521
	Tharu	33066	16151	16915
	Mallaha	24680	12611	12069
	Dusadh/Pasawan/Pasi	24327	12267	12060
	Kalwar	23595	12328	11267
	Tatma/Tatwa	21367	10796	10571
	Koiri/Kushwaha	20561	10600	9961
	Dhobi	16662	8386	8276
	Kumhar	15687	7987	7700
	Lohar	15232	7836	7396
	Nuniya	13448	6926	6522
	Brahman - Tarai	13019	6708	6311
	Bin	12742	6427	6315
	Tamang	11974	5820	6154
	Hajam/Thakur	10977	5554	5423
	Brahman - Hill	10073	4914	5159
	Sonar	8795	4554	4241
	Kshetri	8019	3868	4151
	Musahar	7470	3752	3718
	Baniyan	5673	2970	2703
	Majhi	5359	2637	2722
	Rajput	5172	2661	2511
	Magar	4925	2302	2623
	Kathabaniyan	4534	2326	2208
	Baraee	4381	2250	2131
	Sanyasi/Dasnami	3895	1997	1898
	Kahar	3352	1685	1667
	Sundi	3155	1646	1509
	Mali	2665	1366	1299
	Rauniyar	2650	1391	1259

## Annex 1: Population by caste/ethnicity and sex, NPHC 2021

Area	Caste/ethnicity	Population		
		Total	Male	Female
	Bishwokarma	2417	1205	1212
	Rai	2373	1161	1212
	Dhanuk	2147	1095	1052
	Newa: (Newar)	2063	1010	1053
	Kayastha	1861	949	912
	Gaderi/Bhediyar	1821	940	881
	Bhumihar	1127	584	543
	Danuwar	1126	568	558
	Dom	1109	577	532
	Pariyar	666	307	359
	Thakuri	507	248	259
	Badhaee/Badhee	473	242	231
	Gharti/Bhujel	436	215	221
	Gurung	402	194	208
	Pahari	398	193	205
	Kumal	309	146	163
	Kewat	295	134	161
	Dhunia	283	133	150
	Halkhor	249	133	116
	Marwadi	237	124	113
	Haluwai	225	115	110
	Rajbansi	198	101	97
	Mijar	152	69	83
	Dhankar/ Dharikar	137	73	64
	Natuwa	108	57	51
	Khatwe	97	49	48
	Sunuwar	87	45	42
	Patharkatt/ Kushwadiya	43	27	16
	Dhimal	42	22	20
	Kalar	35	20	15
	Sherpa	34	22	12
	Yakthung/Limbu	24	12	12
	Thami	20	9	11
	Badi	18	10	8
	Chepang/Praja	18	9	9
	Khawas	14	7	7
	Amat	10	6	4



## Annex 1: Population by caste/ethnicity and sex, NPHC 2021

Area	Caste/ethnicity	Population		
		Total	Male	Female
	Foreigner	2039	319	1720
	Others	125	65	60
	Not stated	17	7	10
<b>Bara</b>				
	All Castes	763137	389787	373350
	Musalman	110140	55574	54566
	Yadav	83691	44104	39587
	Tharu	78169	38375	39794
	Kanu	37211	19571	17640
	Chamar/Harijan/Ram	35120	18129	16991
	Koiri/Kushwaha	32975	17406	15569
	Kurmi	30996	16259	14737
	Teli	30983	16459	14524
	Tamang	29932	14458	15474
	Dusadh/Pasawan/Pasi	25210	12914	12296
	Dhanuk	22155	11518	10637
	Brahman - Hill	20990	10236	10754
	Kalwar	20194	10731	9463
	Kshetri	18751	9299	9452
	Mallaha	17108	8851	8257
	Kumhar	13745	7095	6650
	Bin	13690	7053	6637
	Nuniya	10664	5604	5060
	Brahman - Tarai	9932	5111	4821
	Lohar	8956	4658	4298
	Hajam/Thakur	8878	4594	4284
	Tatma/Tatwa	7953	4177	3776
	Sonar	7812	4123	3689
	Musahar	7344	3751	3593
	Magar	7321	3532	3789
	Baraee	7082	3686	3396
	Dhobi	6452	3398	3054
	Newa: (Newar)	5742	2809	2933
	Majhi	5403	2765	2638
	Sanyasi/Dasnami	4162	2113	2049
	Rajput	3910	2074	1836

## Annex 1: Population by caste/ethnicity and sex, NPHC 2021

Area	Caste/ethnicity	Population		
		Total	Male	Female
	Bishwokarma	2912	1449	1463
	Kahar	2502	1288	1214
	Gondh/Gond	2352	1250	1102
	Kathabaniyan	2302	1212	1090
	Mali	1714	898	816
	Rajbhar	1712	907	805
	Baniyan	1699	912	787
	Dom	1672	862	810
	Thakuri	1659	870	789
	Gaderi/Bhediyar	1608	841	767
	Rai	1543	754	789
	Kumal	1543	831	712
	Kayastha	1326	663	663
	Pariyar	1033	493	540
	Gurung	949	463	486
	Kewat	884	471	413
	Badhaee/Badhee	878	466	412
	Oraon/Kudukh	781	373	408
	Chai/Khulaut	637	345	292
	Rauniyar	616	332	284
	Bhumihar	597	336	261
	Natuwa	432	218	214
	Mijar	395	192	203
	Dhunia	374	176	198
	Bantar/Sardar	338	160	178
	Ghale	287	132	155
	Gharti/Bhujel	266	133	133
	Danuwar	251	141	110
	Marwadi	228	127	101
	Chepang/Praja	189	91	98
	Sunuwar	182	85	97
	Yakthung/Limbu	174	88	86
	Haluwai	168	77	91
	Sundi	165	84	81
	Dhankar/ Dharikar	138	75	63
	Kori	123	62	61
	Pahari	118	57	61

## Annex 1: Population by caste/ethnicity and sex, NPHC 2021

Area	Caste/ethnicity	Population		
		Total	Male	Female
Rajbansi		97	59	38
Patharkatt/ Kushwadiya		86	47	39
Yakkha		77	41	36
Bangali		74	38	36
Thami		72	34	38
Khatwe		43	25	18
Sherpa		41	16	25
Meche		39	7	32
Amat		36	19	17
Kalar		22	11	11
Santhal		21	10	11
Ranatharu		17	11	6
Halkhor		16	8	8
Dhimal		16	8	8
Baram / Baramu		14	6	8
Darai		14	10	4
Aathpahariya		14	6	8
Byasi/Sauka		13	7	6
Karmarong		11	5	6
Bhote		10	5	5
Punjabi/Sikh		10	7	3
Dura		10	4	6
Gangai		10	3	7
Foreigner		4826	990	3836
Others		73	38	35
Not stated		57	31	26
<b>Parsa</b>				
All Castes		654471	338286	316185
Musalman		112258	56970	55288
Kurmi		58108	30673	27435
Tharu		45018	22102	22916
Yadav		44624	23962	20662
Kanu		40838	21684	19154
Chamar/Harijan/Ram		33474	17299	16175
Teli		28855	15350	13505
Dusadh/Pasawan/Pasi		18492	9469	9023

## Annex 1: Population by caste/ethnicity and sex, NPHC 2021

Area	Caste/ethnicity	Population		
		Total	Male	Female
	Koiri/Kushwaha	16169	8632	7537
	Baraee	12692	6754	5938
	Mallaha	12568	6576	5992
	Brahman - Tarai	12419	6561	5858
	Dhanuk	12361	6449	5912
	Kalwar	12211	6500	5711
	Nuniya	11376	6087	5289
	Sonar	10592	5623	4969
	Bin	10130	5227	4903
	Tatma/Tatwa	9961	5245	4716
	Hajam/Thakur	9175	4790	4385
	Tamang	8981	4255	4726
	Kshetri	8904	4507	4397
	Musahar	7858	3989	3869
	Newa: (Newar)	7607	3693	3914
	Lohar	7340	3841	3499
	Brahman - Hill	7015	3545	3470
	Kumhar	6979	3682	3297
	Rajput	6922	3653	3269
	Gondh/Gond	5469	2849	2620
	Dhobi	5419	2902	2517
	Kahar	4976	2621	2355
	Kayastha	4655	2456	2199
	Baniyan	4576	2434	2142
	Sanyasi/Dasnami	4433	2310	2123
	Kewat	4190	2172	2018
	Marwadi	4080	2125	1955
	Majhi	4001	2072	1929
	Chai/Khulaut	3930	2032	1898
	Rauniyar	3123	1652	1471
	Oraon/Kudukh	3077	1524	1553
	Kathabaniyan	2384	1267	1117
	Magar	2365	1197	1168
	Dom	2139	1083	1056
	Rajbhar	2025	1066	959
	Bishwokarma	1481	744	737
	Mali	1462	788	674

## Annex 1: Population by caste/ethnicity and sex, NPHC 2021

Area	Caste/ethnicity	Population		
		Total	Male	Female
	Kumal	1182	639	543
	Dhunia	1142	572	570
	Gurung	942	454	488
	Badhaee/Badhee	787	433	354
	Thakuri	723	370	353
	Bhumihar	670	359	311
	Pariyar	627	307	320
	Natuwa	485	245	240
	Gaderi/Bhediye	472	264	208
	Khatwe	439	229	210
	Rai	400	200	200
	Haluwai	383	200	183
	Halkhor	365	201	164
	Sundi	279	158	121
	Mijar	230	113	117
	Khawas	182	85	97
	Gharti/Bhujel	174	94	80
	Sunuwar	173	96	77
	Bote	129	61	68
	Bangali	117	58	59
	Punjabi/Sikh	104	53	51
	Kamar	102	66	36
	Pahari	94	52	42
	Chepang/Praja	92	47	45
	Yakthung/Limbu	85	44	41
	Rajbansi	84	44	40
	Thami	83	31	52
	Ghale	69	36	33
	Gaine	51	23	28
	Danuwar	44	20	24
	Kalar	34	17	17
	Sherpa	22	13	9
	Ranatharu	22	12	10
	Darai	21	13	8
	Amat	16	7	9
	Kori	15	6	9
	Yamphu	15	9	6

## Annex 1: Population by caste/ethnicity and sex, NPHC 2021

Area	Caste/ethnicity	Population		
		Total	Male	Female
	Dhimal	13	7	6
	Aathpahariya	11	2	9
	Santhal	11	7	4
	Foreigner	6624	2094	4530
	Not stated	163	86	77
	Others	83	47	36
<b>Bagmati</b>				
	All Castes	6116866	3048684	3068182
	Tamang	1216517	595842	620675
	Brahman - Hill	1091480	546188	545292
	Kshetri	1064756	530911	533845
	Newa: (Newar)	952460	468354	484106
	Magar	312409	151850	160559
	Bishwokarma	168161	83097	85064
	Gurung	140782	66222	74560
	Rai	112364	53079	59285
	Tharu	110284	57067	53217
	Pariyar	94520	46195	48325
	Mijar	84610	40893	43717
	Chepang/Praja	77914	39520	38394
	Sherpa	58119	28519	29600
	Thakuri	50461	25914	24547
	Majhi	41671	20541	21130
	Sanyasi/Dasnami	40573	19877	20696
	Gharti/Bhujel	34704	17192	17512
	Sunuwar	34527	16937	17590
	Musalman	32886	20264	12622
	Danuwar	32562	15613	16949
	Thami	29407	14278	15129
	Yakthung/Limbu	23893	11460	12433
	Brahman - Tarai	23246	13005	10241
	Kumal	22213	10952	11261
	Ghale	21632	10488	11144
	Yadav	19627	13460	6167
	Pahari	13504	6775	6729
	Teli	11186	7098	4088

## Annex 1: Population by caste/ethnicity and sex, NPHC 2021

Area	Caste/ethnicity	Population		
		Total	Male	Female
Darai		10311	5032	5279
Marwadi		9679	5127	4552
Kalwar		8399	4890	3509
H Yolmo/Yholmopa		7989	4031	3958
Hajam/Thakur		7238	4449	2789
Jirel		5858	2834	3024
Sonar		5602	3012	2590
Koiri/Kushwaha		5052	3336	1716
Sundi		4353	2512	1841
Kanu		3715	2262	1453
Bote		3652	1821	1831
Thakali		3369	1595	1774
Musahar		3234	1654	1580
Kayastha		3145	1680	1465
Hayu		2745	1322	1423
Dhanuk		2703	1780	923
Bhote		2632	1398	1234
Kurmi		2566	1687	879
Rajput		2300	1369	931
Baniyan		2261	1307	954
Kathabaniyan		2151	1216	935
Lohar		2098	1258	840
Chamar/Harijan/Ram		1968	1289	679
Done		1902	907	995
Rauniyar		1900	1062	838
Rajbansi		1878	1039	839
Mallaha		1798	1114	684
Dusadh/Pasawan/Pasi		1684	1103	581
Haluwai		1537	860	677
Chhantyal/Chhantel		1359	648	711
Baram / Baramu		1303	666	637
Chamling		1286	614	672
Dura		1252	571	681
Dhobi		1119	715	404
Kulung		1107	566	541
Tatma/Tatwa		1082	699	383
Baraee		1060	630	430

## Annex 1: Population by caste/ethnicity and sex, NPHC 2021

Area	Caste/ethnicity	Population		
		Total	Male	Female
Pun		992	478	514
Badhaee/Badhee		934	567	367
Dhimal		928	449	479
Bhumihar		911	543	368
Gaine		905	432	473
Bin		804	494	310
Kewat		787	479	308
Bangali		766	463	303
Kumhar		759	479	280
Nuniya		717	451	266
Yakkha		682	326	356
Bantawa		647	281	366
Khawas		619	294	325
Dev		598	326	272
Kamar		524	266	258
Khaling		519	250	269
Badi		490	249	241
Khatwe		482	290	192
Thulung		474	222	252
Bahing		471	228	243
Dolpo		452	250	202
Mali		431	248	183
Santhal		429	218	211
Punjabi/Sikh		408	223	185
Dom		375	195	180
Ranatharu		354	218	136
Amat		352	229	123
Rajdhob		341	193	148
Bantar/Sardar		339	211	128
Tajpuriya		337	185	152
Byasi/Sauka		329	189	140
Kahar		323	183	140
Mugal/Mugum		282	113	169
Chumba/Nubri		281	154	127
Nachhiring		256	123	133
Oraon/Kudukh		251	144	107
Kori		249	143	106



## Annex 1: Population by caste/ethnicity and sex, NPHC 2021

Area	Caste/ethnicity	Population		
		Total	Male	Female
	Lepcha	214	99	115
	Gaderi/Bhediyar	211	138	73
	Sampang	210	90	120
	Lhomi	192	91	101
	Walung	191	90	101
	Karmarong	187	138	49
	Yamphu	166	91	75
	Dhunia	154	94	60
	Surel	153	80	73
	Kalar	135	84	51
	Mewahang	126	57	69
	Gangai	113	58	55
	Loharung	103	48	55
	Rajbhar	87	50	37
	Aathpahariya	83	37	46
	Bankariya	73	35	38
	Gondh/Gond	72	40	32
	Kusunda	72	37	35
	Patharkatt/ Kushwadiya	71	45	26
	Lodh	69	40	29
	Dhandi	69	31	38
	Lhopa	55	28	27
	Meche	52	32	20
	Kisan	52	33	19
	Phree	48	18	30
	Koche	43	20	23
	Sarbaria	36	18	18
	Munda	34	21	13
	Chidimar	25	15	10
	Raji	24	13	11
	Topkegola	16	7	9
	Kewarat	15	9	6
	Natuwa	11	6	5
	Chai/Khulaut	10	7	3
	Foreigner	51770	35283	16487
	Not stated	2176	1180	996
	Others	195	89	106

## Annex 1: Population by caste/ethnicity and sex, NPHC 2021

Area	Caste/ethnicity	Population		
		Total	Male	Female
<b>Dolakha</b>				
	All Castes	172767	83720	89047
	Kshetri	53987	26021	27966
	Tamang	30468	14671	15797
	Thami	18075	8692	9383
	Newa: (Newar)	15731	7624	8107
	Brahman - Hill	13019	6292	6727
	Sherpa	9480	4650	4830
	Bishwokarma	7240	3447	3793
	Jirel	4494	2166	2328
	Mijar	3797	1839	1958
	Pariyar	3717	1800	1917
	Magar	2997	1449	1548
	Gharti/Bhujel	2415	1166	1249
	Sunuwar	1940	935	1005
	Sanyasi/Dasnami	1249	626	623
	Gurung	1138	550	588
	Thakuri	1013	528	485
	Majhi	422	223	199
	Rai	194	100	94
	Tharu	159	124	35
	Surel	143	75	68
	Yadav	113	95	18
	Hajam/Thakur	77	53	24
	Musalman	71	59	12
	Koiri/Kushwaha	59	37	22
	Teli	57	32	25
	Brahman - Tarai	53	31	22
	Khawas	47	20	27
	Badi	47	24	23
	Kumal	41	20	21
	Yakthung/Limbu	34	15	19
	Tatma/Tatwa	30	18	12
	Dhanuk	29	23	6
	Ghale	28	19	9
	Sundi	20	12	8
	Dusadh/Pasawan/Pasi	19	18	1

## Annex 1: Population by caste/ethnicity and sex, NPHC 2021

Area	Caste/ethnicity	Population		
		Total	Male	Female
	Kathabaniyan	19	10	9
	Rajput	14	13	1
	Kurmi	13	11	2
	Bin	12	7	5
	Sonar	12	9	3
	Foreigner	153	128	25
	Others	141	88	53
<b>Sindhupalchok</b>				
	All Castes	262624	129205	133419
	Tamang	96688	47889	48799
	Kshetri	44470	21906	22564
	Newa: (Newar)	25945	12706	13239
	Brahman - Hill	22222	10827	11395
	Bishwokarma	9523	4582	4941
	Sherpa	9414	4747	4667
	Sanyasi/Dasnami	8327	3839	4488
	Majhi	7235	3501	3734
	Thami	5484	2674	2810
	Pariyar	5160	2422	2738
	Magar	4598	2341	2257
	Mijar	4547	2200	2347
	H Yolmo/Yholmopa	3940	2043	1897
	Danuwar	3414	1624	1790
	Gharti/Bhujel	2326	1137	1189
	Pahari	2146	1069	1077
	Gurung	1965	963	1002
	Thakuri	1198	589	609
	Ghale	1165	581	584
	Done	685	340	345
	Jirel	259	113	146
	Sunuwar	250	122	128
	Tharu	204	134	70
	Rai	196	104	92
	Yadav	110	91	19
	Sonar	84	42	42
	Musalman	64	49	15

## Annex 1: Population by caste/ethnicity and sex, NPHC 2021

Area	Caste/ethnicity	Population		
		Total	Male	Female
	Brahman - Tarai	59	46	13
	Hajam/Thakur	59	34	25
	Bhote	46	21	25
	Yakthung/Limbu	46	21	25
	Teli	40	30	10
	Kathabaniyan	27	14	13
	Koiri/Kushwaha	26	18	8
	Kalwar	24	10	14
	Dusadh/Pasawan/Pasi	21	13	8
	Kanu	20	17	3
	Kumal	19	11	8
	Dhanuk	18	11	7
	Kurmi	18	15	3
	Mallaha	16	8	8
	Khawas	15	7	8
	Sundi	14	9	5
	Ranatharu	12	8	4
	Darai	12	5	7
	Nuniya	12	10	2
	Foreigner	366	182	184
	Others	125	71	54
	Not stated	10	9	1
<b>Rasuwa</b>				
	All Castes	46689	24035	22654
	Tamang	32127	16228	15899
	Brahman - Hill	6211	3198	3013
	Ghale	2416	1254	1162
	Gurung	1261	636	625
	Kshetri	1224	778	446
	Newa: (Newar)	861	476	385
	Bishwokarma	840	434	406
	Pariyar	549	284	265
	Magar	528	299	229
	Sherpa	121	64	57
	Sunuwar	55	28	27
	Tharu	49	41	8

## Annex 1: Population by caste/ethnicity and sex, NPHC 2021

Area	Caste/ethnicity	Population		
		Total	Male	Female
	Rai	45	31	14
	Yadav	40	38	2
	Gharti/Bhujel	38	21	17
	Thakuri	33	21	12
	Hajam/Thakur	25	15	10
	Yakthung/Limbu	24	15	9
	Kalwar	19	10	9
	Brahman - Tarai	16	15	1
	Mijar	15	14	1
	Kumal	13	11	2
	Teli	12	12	0
	Musalman	11	10	1
	Majhi	10	8	2
	Bhote	10	6	4
	Others	80	59	21
	Foreigner	56	29	27
<b>Dhading</b>				
	All Castes	325710	159048	166662
	Tamang	72272	35456	36816
	Kshetri	45884	22576	23308
	Brahman - Hill	44131	21809	22322
	Newa: (Newar)	29746	14388	15358
	Magar	26831	12828	14003
	Gurung	18469	8591	9878
	Chepang/Praja	17160	8687	8473
	Mijar	16015	7476	8539
	Bishwokarma	13843	6574	7269
	Pariyar	8484	4002	4482
	Ghale	7355	3608	3747
	Kumal	5428	2650	2778
	Thakuri	3607	1789	1818
	Rai	3417	1671	1746
	Sanyasi/Dasnami	3339	1613	1726
	Gharti/Bhujel	3241	1614	1627
	Musalman	1021	539	482
	Darai	972	470	502

## Annex 1: Population by caste/ethnicity and sex, NPHC 2021

Area	Caste/ethnicity	Population		
		Total	Male	Female
Majhi		578	287	291
Sunuwar		538	250	288
Tharu		390	290	100
Baram / Baramu		323	152	171
Hajam/Thakur		164	100	64
Sonar		164	81	83
Kalwar		153	90	63
Yadav		153	119	34
Brahman - Tarai		150	97	53
Badi		96	48	48
Yakthung/Limbu		93	45	48
Teli		82	49	33
Sherpa		76	37	39
Kanu		52	34	18
Mallaha		41	30	11
Gaine		28	16	12
Koiri/Kushwaha		26	19	7
Kurmi		24	17	7
Rajput		23	14	9
Rajbansi		21	13	8
Chamling		20	9	11
Thami		18	6	12
Danuwar		15	9	6
Haluwai		14	7	7
Dhanuk		14	7	7
Kewat		13	6	7
Baniyan		13	6	7
Chhantyal/Chhantel		13	5	8
Kathabaniyan		12	9	3
Santhal		12	6	6
Jirel		12	7	5
Bahing		11	7	4
Dhimal		11	7	4
Bhote		11	2	9
Dhandi		11	6	5
Rajdhob		10	6	4
Khawas		10	6	4

## Annex 1: Population by caste/ethnicity and sex, NPHC 2021

Area	Caste/ethnicity	Population		
		Total	Male	Female
	Foreigner	940	718	222
	Others	160	90	70
<b>Nuwakot</b>				
	All Castes	263391	128998	134393
	Tamang	113809	55280	58529
	Brahman - Hill	45131	22020	23111
	Kshetri	31477	15761	15716
	Newa: (Newar)	20304	10006	10298
	Rai	11661	5605	6056
	Bishwokarma	8192	3896	4296
	Magar	6413	3163	3250
	Mijar	5148	2511	2637
	Pariyar	5131	2452	2679
	Gurung	2686	1359	1327
	Ghale	2663	1277	1386
	Kumal	2514	1196	1318
	Gharti/Bhujel	1256	633	623
	Thakuri	1186	595	591
	Sanyasi/Dasnami	1085	536	549
	Sunuwar	791	360	431
	Sherpa	656	327	329
	Majhi	534	279	255
	Musalman	395	223	172
	Tharu	355	267	88
	Kamar	163	73	90
	Sonar	145	63	82
	Danuwar	143	70	73
	Yadav	132	113	19
	Brahman - Tarai	126	82	44
	Yakthung/Limbu	105	60	45
	H Yolmo/Yholmopa	100	48	52
	Kalwar	85	50	35
	Hajam/Thakur	74	57	17
	Teli	69	55	14
	Kanu	39	28	11
	Mallaha	26	17	9

## Annex 1: Population by caste/ethnicity and sex, NPHC 2021

Area	Caste/ethnicity	Population		
		Total	Male	Female
	Dusadh/Pasawan/Pasi	24	23	1
	Koiri/Kushwaha	24	18	6
	Dhanuk	21	15	6
	Kurmi	20	8	12
	Bin	19	12	7
	Musahar	19	17	2
	Rajput	18	10	8
	Kulung	18	9	9
	Chepang/Praja	16	11	5
	Rajbansi	16	14	2
	Baniyan	15	9	6
	Jirel	15	7	8
	Khawas	14	7	7
	Bangali	12	8	4
	Thulung	12	4	8
	Chamling	11	6	5
	Yakkha	10	6	4
	Haluwai	10	5	5
	Bhote	10	6	4
	Baram / Baramu	10	7	3
	Foreigner	343	247	96
	Others	140	87	53
<b>Kathmandu</b>				
	All Castes	2041587	1035726	1005861
	Brahman - Hill	448319	228600	219719
	Kshetri	424172	214673	209499
	Newa: (Newar)	391262	192649	198613
	Tamang	245776	120681	125095
	Magar	92851	45542	47309
	Gurung	51893	24296	27597
	Rai	47221	21899	25322
	Bishwokarma	34070	18111	15959
	Sherpa	31697	15478	16219
	Pariyar	23861	12206	11655
	Thakuri	22881	11884	10997
	Tharu	21783	12383	9400



## Annex 1: Population by caste/ethnicity and sex, NPHC 2021

Area	Caste/ethnicity	Population		
		Total	Male	Female
	Musalman	16807	10696	6111
	Yakthung/Limbu	13597	6559	7038
	Mijar	11462	5857	5605
	Sanyasi/Dasnami	11096	5627	5469
	Brahman - Tarai	10465	5950	4515
	Yadav	9363	6391	2972
	Sunuwar	8534	4188	4346
	Marwadi	7875	4182	3693
	Majhi	5329	2633	2696
	Gharti/Bhujel	4990	2530	2460
	Teli	4927	3134	1793
	Ghale	4263	1981	2282
	Kalwar	4098	2399	1699
	Hajam/Thakur	3478	2127	1351
	H Yolmo/Yholmopa	3261	1572	1689
	Sonar	2980	1612	1368
	Thakali	2669	1275	1394
	Koiri/Kushwaha	2350	1592	758
	Bhote	2334	1255	1079
	Kumal	1901	993	908
	Sundi	1798	1066	732
	Kayastha	1571	825	746
	Danuwar	1513	798	715
	Dhanuk	1410	928	482
	Thami	1389	689	700
	Chhantyal/Chhantel	1244	591	653
	Baniyan	1173	699	474
	Rauniyar	1135	634	501
	Rajput	1130	652	478
	Chepang/Praja	1053	546	507
	Kanu	1043	646	397
	Rajbansi	1040	566	474
	Kurmi	971	641	330
	Kulung	950	485	465
	Lohar	941	564	377
	Chamar/Harijan/Ram	901	571	330
	Chamling	827	402	425

## Annex 1: Population by caste/ethnicity and sex, NPHC 2021

Area	Caste/ethnicity	Population		
		Total	Male	Female
Jirel		729	371	358
Haluwai		686	403	283
Dusadh/Pasawan/Pasi		636	382	254
Kathabaniyan		616	351	265
Badhaee/Badhee		612	380	232
Dhimal		598	282	316
Dhobi		557	348	209
Pahari		557	270	287
Baraee		555	317	238
Tatma/Tatwa		553	352	201
Bhumihar		510	298	212
Bangali		500	318	182
Mallaha		490	324	166
Baram / Baramu		483	255	228
Dolpo		447	246	201
Bantawa		423	171	252
Dev		420	231	189
Khaling		390	188	202
Kewat		390	233	157
Dura		383	171	212
Yakkha		367	167	200
Kumhar		353	232	121
Thulung		343	159	184
Punjabi/Sikh		326	181	145
Khawas		326	154	172
Musahar		314	175	139
Gaine		309	145	164
Bote		308	154	154
Nuniya		302	198	104
Darai		300	143	157
Byasi/Sauka		295	171	124
Mugal/Mugum		282	113	169
Khatwe		278	159	119
Bahing		269	121	148
Chumba/Nubri		267	147	120
Ranatharu		264	158	106
Tajpuriya		232	126	106

## Annex 1: Population by caste/ethnicity and sex, NPHC 2021

Area	Caste/ethnicity	Population		
		Total	Male	Female
Nachhiring		223	107	116
Amat		214	139	75
Santhal		201	99	102
Kahar		195	113	82
Bin		195	118	77
Bantar/Sardar		191	111	80
Karmarong		187	138	49
Badi		186	89	97
Walung		185	87	98
Oraon/Kudukh		166	96	70
Lhomi		161	74	87
Sampang		134	59	75
Rajdhob		129	74	55
Kori		124	72	52
Lepcha		124	52	72
Mali		119	70	49
Gaderi/Bhediyar		118	70	48
Mewahang		100	48	52
Yamphu		99	57	42
Dom		98	49	49
Hayu		92	47	45
Gangai		86	43	43
Dhunia		77	43	34
Kalar		71	45	26
Kamar		60	37	23
Loharung		59	29	30
Pun		59	28	31
Rajbhar		54	26	28
Lhopa		51	25	26
Lodh		51	28	23
Aathpahariya		48	24	24
Kusunda		47	25	22
Patharkatt/ Kushwadiya		42	28	14
Dhandi		32	17	15
Kisan		31	19	12
Sarbaria		29	14	15
Meche		29	19	10

## Annex 1: Population by caste/ethnicity and sex, NPHC 2021

Area	Caste/ethnicity	Population		
		Total	Male	Female
	Koche	24	11	13
	Munda	21	13	8
	Chidimar	20	13	7
	Raji	16	10	6
	Topkegola	15	7	8
	Kewarat	11	6	5
	Chai/Khulaut	10	7	3
	Foreigner	32248	21617	10631
	Not stated	1767	936	831
	Others	64	35	29
<b>Bhaktapur</b>				
	All Castes	432132	218418	213714
	Newa: (Newar)	153857	76585	77272
	Kshetri	94810	47711	47099
	Brahman - Hill	74178	37704	36474
	Tamang	44797	21996	22801
	Magar	12871	6622	6249
	Rai	7636	3553	4083
	Bishwokarma	5321	2800	2521
	Pariyar	3725	1920	1805
	Sanyasi/Dasnami	3538	1772	1766
	Tharu	2779	1638	1141
	Mijar	2451	1227	1224
	Thakuri	2417	1332	1085
	Gurung	2173	1034	1139
	Yakthung/Limbu	2132	1019	1113
	Brahman - Tarai	2070	1155	915
	Gharti/Bhujel	1676	865	811
	Musalman	1553	1032	521
	Yadav	1466	982	484
	Sunuwar	1140	584	556
	Majhi	1004	525	479
	Hajam/Thakur	746	474	272
	Teli	701	447	254
	Sherpa	675	294	381
	Thami	445	231	214

## Annex 1: Population by caste/ethnicity and sex, NPHC 2021

Area	Caste/ethnicity	Population		
		Total	Male	Female
Sundi		433	249	184
Koiri/Kushwaha		352	217	135
Kalwar		338	194	144
Danuwar		293	158	135
Kayastha		274	148	126
Pahari		244	128	116
Dhanuk		190	124	66
Kumal		182	104	78
Sonar		178	100	78
Rajput		170	107	63
Haluwai		166	87	79
Lohar		161	100	61
Rajbansi		142	85	57
Ghale		136	66	70
Chamling		132	60	72
Kurmi		123	89	34
Kewat		117	72	45
Kanu		108	70	38
Bhumihar		106	64	42
Kathabaniyan		104	63	41
Chepang/Praja		103	46	57
Dusadh/Pasawan/Pasi		90	63	27
Jirel		90	46	44
Bahing		89	48	41
Dhimal		83	41	42
Badhaee/Badhee		78	39	39
Kumhar		75	44	31
Khatwe		69	42	27
Baraee		66	36	30
H Yolmo/Yholmopa		65	36	29
Marwadi		64	33	31
Baniyan		63	40	23
Chamar/Harijan/Ram		60	43	17
Musahar		57	41	16
Dhobi		54	39	15
Tatma/Tatwa		54	42	12
Bhote		52	24	28

## Annex 1: Population by caste/ethnicity and sex, NPHC 2021

Area	Caste/ethnicity	Population		
		Total	Male	Female
	Mallaha	52	35	17
	Bantar/Sardar	49	32	17
	Khawas	42	20	22
	Bantawa	39	15	24
	Rauniyar	35	20	15
	Thulung	34	19	15
	Nuniya	33	21	12
	Bin	32	25	7
	Gaine	32	18	14
	Gaderi/Bhediyar	29	21	8
	Yakkha	29	13	16
	Kori	28	17	11
	Santhal	27	17	10
	Rajdhob	26	17	9
	Kulung	25	14	11
	Hayu	23	10	13
	Bangali	22	14	8
	Amat	21	15	6
	Khaling	21	10	11
	Mali	15	11	4
	Tajpuriya	15	8	7
	Dev	15	8	7
	Thakali	14	4	10
	Bote	13	4	9
	Kamar	12	6	6
	Darai	12	7	5
	Gangai	11	8	3
	Kusunda	10	4	6
	Kahar	10	5	5
	Foreigner	1903	1402	501
	Others	141	83	58
	Not stated	40	25	15
<b>Lalitpur</b>				
	All Castes	551667	277131	274536
	Newa: (Newar)	163140	80023	83117
	Kshetri	102364	51281	51083

## Annex 1: Population by caste/ethnicity and sex, NPHC 2021

Area	Caste/ethnicity	Population		
		Total	Male	Female
	Brahman - Hill	72338	36817	35521
	Tamang	71977	35375	36602
	Magar	28048	13661	14387
	Rai	18553	8600	9953
	Bishwokarma	9776	5094	4682
	Tharu	8392	4744	3648
	Yakthung/Limbu	6814	3185	3629
	Gurung	6285	2911	3374
	Thakuri	4817	2453	2364
	Pariyar	4647	2327	2320
	Pahari	4303	2203	2100
	Mijar	4253	2070	2183
	Yadav	4127	2608	1519
	Brahman - Tarai	3965	2165	1800
	Musalman	2590	1694	896
	Sunuwar	2526	1254	1272
	Teli	2505	1536	969
	Sanyasi/Dasnami	1822	940	882
	Majhi	1646	830	816
	Danuwar	1516	791	725
	Kalwar	1493	884	609
	Gharti/Bhujel	1334	674	660
	Sherpa	1168	529	639
	Marwadi	1035	540	495
	Sundi	941	534	407
	Kayastha	919	493	426
	Koiri/Kushwaha	917	581	336
	Hajam/Thakur	881	524	357
	Ghale	636	308	328
	Sonar	510	284	226
	Dhanuk	504	320	184
	Thami	471	253	218
	Lohar	468	277	191
	Kumal	437	238	199
	Rajput	415	251	164
	Rajbansi	381	208	173
	Thakali	372	170	202

## Annex 1: Population by caste/ethnicity and sex, NPHC 2021

Area	Caste/ethnicity	Population		
		Total	Male	Female
Kurmi		332	200	132
Baniyan		290	168	122
Kanu		269	172	97
Chamling		264	124	140
Yakkha		229	117	112
Chepang/Praja		213	109	104
Haluwai		206	106	100
Chamar/Harijan/Ram		206	141	65
Kathabaniyan		204	124	80
Bhumihar		175	106	69
Bantawa		167	84	83
Rauniyar		166	93	73
Jirel		166	77	89
Baraee		164	96	68
Baram / Baramu		154	80	74
Kumhar		142	93	49
Kewat		117	70	47
Tatma/Tatwa		116	71	45
Dev		114	62	52
Rajdhob		107	57	50
Musahar		105	45	60
Dusadh/Pasawan/Pasi		104	71	33
Kulung		101	52	49
Khaling		92	45	47
Khawas		88	37	51
Bangali		86	50	36
Dura		86	38	48
Bhote		86	41	45
Dhimal		84	42	42
Bahing		84	42	42
Lepcha		79	41	38
Mallaha		78	59	19
Bantar/Sardar		74	50	24
Dhobi		74	55	19
Darai		71	36	35
Santhal		69	34	35
Badhaee/Badhee		68	43	25



Annex 1: Population by caste/ethnicity and sex, NPHC 2021

Area	Caste/ethnicity	Population		
		Total	Male	Female
Sampang		67	28	39
Khatwe		64	46	18
Thulung		63	26	37
Mali		60	25	35
Amat		57	39	18
Chhantyal/Chhantel		56	26	30
Oraon/Kudukh		52	28	24
Nuniya		51	30	21
Punjabi/Sikh		49	26	23
Yamphu		49	25	24
Hayu		48	23	25
Kahar		47	23	24
Tajpuriya		40	22	18
Bin		34	29	5
H Yolmo/Yholmopa		31	19	12
Nachhiring		31	14	17
Byasi/Sauka		29	14	15
Aathpahariya		28	10	18
Lhomi		28	16	12
Kalar		27	16	11
Gaderi/Bhediyar		25	18	7
Badi		25	13	12
Ranatharu		23	14	9
Mewahang		20	7	13
Kori		16	8	8
Loharung		15	8	7
Gaine		14	9	5
Rajbhar		14	8	6
Bote		13	9	4
Meche		11	6	5
Dom		10	5	5
Foreigner		5806	3828	1978
Not stated		142	93	49
Others		106	59	47
<b>Kavrepalanchok</b>				
All Castes		364039	178909	185130
Tamang		122930	59515	63415

## Annex 1: Population by caste/ethnicity and sex, NPHC 2021

Area	Caste/ethnicity	Population		
		Total	Male	Female
	Brahman - Hill	73345	35897	37448
	Kshetri	49415	24809	24606
	Newa: (Newar)	48827	23969	24858
	Magar	14556	7200	7356
	Bishwokarma	9402	4520	4882
	Mijar	7599	3611	3988
	Danuwar	6290	3035	3255
	Pariyar	5910	2816	3094
	Thakuri	3854	1991	1863
	Gharti/Bhujel	3528	1737	1791
	Pahari	3290	1657	1633
	Majhi	2949	1464	1485
	Sanyasi/Dasnami	2827	1363	1464
	Rai	2038	1057	981
	Gurung	1222	616	606
	Done	1217	567	650
	Tharu	611	434	177
	Musalman	357	257	100
	Yadav	260	189	71
	Sunuwar	259	136	123
	Brahman - Tarai	244	148	96
	Thami	242	133	109
	Sherpa	232	139	93
	Yakthung/Limbu	224	131	93
	Hajam/Thakur	176	119	57
	Teli	124	81	43
	Dhimal	95	42	53
	Kalwar	84	52	32
	Kamar	82	43	39
	Kumal	72	54	18
	Hayu	71	28	43
	Koiri/Kushwaha	57	37	20
	Chepang/Praja	50	25	25
	Bhote	49	26	23
	Dhanuk	43	25	18
	Kanu	42	29	13
	Ghale	39	17	22

## Annex 1: Population by caste/ethnicity and sex, NPHC 2021

Area	Caste/ethnicity	Population		
		Total	Male	Female
	Kurmi	38	22	16
	Rajput	37	19	18
	Kathabaniyan	34	23	11
	Rajbansi	33	21	12
	Jirel	31	13	18
	Sonar	26	14	12
	Sundi	25	18	7
	Kayastha	23	13	10
	Darai	23	16	7
	Rauniyar	23	13	10
	Baniyan	22	12	10
	Dusadh/Pasawan/Pasi	21	13	8
	Dhobi	19	13	6
	Bin	19	9	10
	Haluwai	19	10	9
	Kewat	16	10	6
	Tatma/Tatwa	15	10	5
	Mallaha	13	7	6
	Baraee	12	6	6
	Yakkha	12	6	6
	Foreigner	771	557	214
	Others	183	107	76
	Not stated	12	8	4
<b>Ramechhap</b>				
	All Castes	170302	80824	89478
	Kshetri	44350	20853	23497
	Tamang	33482	15585	17897
	Newa: (Newar)	22955	10851	12104
	Magar	18380	8467	9913
	Brahman - Hill	7798	3863	3935
	Sunuwar	7363	3626	3737
	Majhi	6288	3081	3207
	Mijar	5891	2821	3070
	Bishwokarma	5252	2511	2741
	Pariyar	4295	1984	2311
	Sherpa	4220	2085	2135

## Annex 1: Population by caste/ethnicity and sex, NPHC 2021

Area	Caste/ethnicity	Population		
		Total	Male	Female
	Gharti/Bhujel	3056	1486	1570
	Thami	2373	1138	1235
	Sanyasi/Dasnami	1269	589	680
	Hayu	719	358	361
	Pahari	701	331	370
	H Yolmo/Yholmopa	357	194	163
	Gurung	212	108	104
	Rai	163	97	66
	Thakuri	124	75	49
	Yadav	111	95	16
	Tharu	110	93	17
	Badi	57	31	26
	Hajam/Thakur	57	40	17
	Brahman - Tarai	51	42	9
	Dhobi	44	22	22
	Koiri/Kushwaha	41	30	11
	Phree	38	12	26
	Kathabaniyan	34	19	15
	Dhanuk	34	27	7
	Teli	34	24	10
	Musalman	30	21	9
	Jirel	26	16	10
	Rajbansi	25	12	13
	Yakthung/Limbu	25	11	14
	Kayastha	22	14	8
	Khawas	22	9	13
	Sonar	20	13	7
	Kalwar	19	11	8
	Kumal	16	10	6
	Dusadh/Pasawan/Pasi	13	10	3
	Haluwai	12	8	4
	Chepang/Praja	12	9	3
	Sundi	11	6	5
	Tatma/Tatwa	11	8	3
	Others	132	95	37
	Foreigner	47	33	14

## Annex 1: Population by caste/ethnicity and sex, NPHC 2021

Area	Caste/ethnicity	Population		
		Total	Male	Female
<b>Sindhuli</b>				
	All Castes	300026	147065	152961
	Tamang	80003	39015	40988
	Magar	42168	20461	21707
	Kshetri	39844	19543	20301
	Brahman - Hill	21784	10765	11019
	Danuwar	18953	8892	10061
	Newa: (Newar)	18697	9212	9485
	Bishwokarma	14560	7107	7453
	Mijar	10892	5310	5582
	Majhi	10873	5305	5568
	Pariyar	9486	4518	4968
	Sunuwar	8542	4196	4346
	Gharti/Bhujel	4504	2215	2289
	Rai	4375	2184	2191
	Musahar	2360	1160	1200
	Thakuri	2013	993	1020
	Hayu	1771	841	930
	Sanyasi/Dasnami	1322	634	688
	Sundi	868	471	397
	Thami	743	377	366
	Pahari	712	348	364
	Yadav	512	414	98
	Teli	475	314	161
	Gurung	473	234	239
	Brahman - Tarai	461	285	176
	Tharu	426	278	148
	Kalwar	360	193	167
	Hajam/Thakur	338	192	146
	Musalman	244	168	76
	Sonar	187	100	87
	Koiri/Kushwaha	182	129	53
	Haluwai	167	93	74
	Kamar	133	71	62
	Lohar	92	52	40
	Mallaha	85	58	27
	Kurmi	81	61	20

## Annex 1: Population by caste/ethnicity and sex, NPHC 2021

Area	Caste/ethnicity	Population		
		Total	Male	Female
	Sherpa	80	40	40
	Dom	80	42	38
	Yakthung/Limbu	67	34	33
	Dhanuk	66	56	10
	Chamar/Harijan/Ram	66	47	19
	Rajput	63	38	25
	Kanu	53	36	17
	Rauniyar	47	29	18
	Baniyan	46	28	18
	Ghale	44	25	19
	Dusadh/Pasawan/Pasi	35	28	7
	Badi	35	18	17
	Kayastha	35	21	14
	Kumal	32	22	10
	Kumhar	29	17	12
	Kathabaniyan	29	16	13
	Kewat	28	22	6
	Dhobi	24	15	9
	Rajbansi	21	12	9
	Tatma/Tatwa	20	14	6
	Baraee	20	13	7
	Nuniya	17	12	5
	Bhote	14	8	6
	Amat	12	8	4
	Khatwe	12	8	4
	Bin	10	8	2
	Foreigner	223	176	47
	Others	132	83	49
<b>Makwanpur</b>				
	All Castes	466073	233816	232257
	Tamang	218005	107746	110259
	Brahman - Hill	64664	32312	32352
	Kshetri	49439	24867	24572
	Newa: (Newar)	25683	12665	13018
	Chepang/Praja	23650	11972	11678
	Magar	20862	10531	10331

## Annex 1: Population by caste/ethnicity and sex, NPHC 2021

Area	Caste/ethnicity	Population		
		Total	Male	Female
Bishwokarma		13642	6737	6905
Rai		11428	5553	5875
Pariyar		4014	2012	2002
Majhi		3483	1710	1773
Gurung		3178	1591	1587
Musalman		2736	1584	1152
Thakuri		2533	1322	1211
Tharu		2368	1435	933
Mijar		1761	882	879
Pahari		1504	747	757
Yadav		1203	884	319
Sanyasi/Dasnami		1199	644	555
Gharti/Bhujel		1039	527	512
Brahman - Tarai		998	571	427
Sunuwar		917	445	472
Kathabaniyan		841	457	384
Teli		819	517	302
Ghale		775	367	408
Kanu		614	368	246
Kalwar		569	333	236
Koiri/Kushwaha		473	302	171
Sonar		464	248	216
Hajam/Thakur		417	258	159
Kurmi		313	230	83
Baniyan		293	157	136
Marwadi		290	155	135
Danuwar		278	150	128
Yakthung/Limbu		269	133	136
Lohar		235	136	99
Chamar/Harijan/Ram		200	133	67
Rajput		178	104	74
Kayastha		173	96	77
Mallaha		159	104	55
Bote		157	82	75
Kumal		153	99	54
Dusadh/Pasawan/Pasi		149	110	39
Tatma/Tatwa		140	87	53

## Annex 1: Population by caste/ethnicity and sex, NPHC 2021

Area	Caste/ethnicity	Population		
		Total	Male	Female
	Sherpa	122	54	68
	Baraee	116	76	40
	Dhanuk	102	70	32
	Thami	100	54	46
	Sundi	97	52	45
	Dhobi	89	59	30
	Rauniyar	87	42	45
	Bin	83	51	32
	Haluwai	81	44	37
	Badhaee/Badhee	75	41	34
	Kumhar	75	45	30
	Gondh/Gond	61	32	29
	Bangali	61	30	31
	Darai	46	25	21
	Nuniya	44	28	16
	Bhumihar	43	27	16
	Kewat	42	26	16
	Baram / Baramu	39	25	14
	Rajbansi	36	21	15
	Mali	29	22	7
	Kori	25	14	11
	Dev	22	10	12
	Tajpuriya	19	13	6
	Thakali	18	8	10
	Chamling	18	8	10
	Rajdhob	18	12	6
	Dhimal	17	8	9
	Santhal	17	7	10
	Amat	15	10	5
	Gaderi/Bhediyar	15	10	5
	Kahar	15	7	8
	Jirel	14	6	8
	Musahar	14	8	6
	Khatwe	12	8	4
	Foreigner	1888	1345	543
	Others	178	108	70
	Not stated	75	47	28



## Annex 1: Population by caste/ethnicity and sex, NPHC 2021

Area	Caste/ethnicity	Population		
		Total	Male	Female
<b>Chitawan</b>				
	All Castes	719859	351789	368070
	Brahman - Hill	198340	96084	102256
	Kshetri	83320	40132	43188
	Tharu	72658	35206	37452
	Tamang	54183	26405	27778
	Gurung	49827	23333	26494
	Magar	41306	19286	22020
	Bishwokarma	36500	17284	19216
	Chepang/Praja	35637	18100	17537
	Newa: (Newar)	35452	17200	18252
	Pariyar	15541	7452	8089
	Kumal	11405	5544	5861
	Mijar	10779	5075	5704
	Darai	8850	4316	4534
	Musalman	7007	3932	3075
	Rai	5437	2625	2812
	Gharti/Bhujel	5301	2587	2714
	Thakuri	4785	2342	2443
	Brahman - Tarai	4588	2418	2170
	Sanyasi/Dasnami	3494	1689	1805
	Bote	3144	1562	1582
	Ghale	2104	979	1125
	Yadav	2037	1441	596
	Sunuwar	1672	813	859
	Kanu	1464	852	612
	Teli	1341	867	474
	Majhi	1320	695	625
	Kalwar	1153	660	493
	Pun	932	449	483
	Sonar	827	444	383
	Mallaha	825	460	365
	Dura	760	345	415
	Hajam/Thakur	746	456	290
	Kurmi	624	384	240
	Dusadh/Pasawan/Pasi	560	364	196
	Koiri/Kushwaha	543	354	189

## Annex 1: Population by caste/ethnicity and sex, NPHC 2021

Area	Caste/ethnicity	Population		
		Total	Male	Female
	Chamar/Harijan/Ram	535	354	181
	Gaine	507	238	269
	Yakthung/Limbu	463	232	231
	Rauniyar	402	227	175
	Marwadi	398	208	190
	Bin	388	224	164
	Musahar	336	190	146
	Baniyan	327	179	148
	Baram / Baramu	288	143	145
	Dhanuk	269	172	97
	Thakali	269	128	141
	Dhobi	243	152	91
	Nuniya	238	140	98
	Rajput	237	147	90
	Kathabaniyan	221	125	96
	H Yolmo/Yholmopa	221	111	110
	Lohar	199	128	71
	Mali	188	110	78
	Sherpa	178	75	103
	Dom	173	88	85
	Haluwai	167	93	74
	Rajbansi	152	79	73
	Sundi	139	90	49
	Tatma/Tatwa	133	89	44
	Danuwar	129	69	60
	Kayastha	117	61	56
	Baraee	104	70	34
	Kumhar	85	48	37
	Santhal	73	36	37
	Badhaee/Badhee	71	41	30
	Bankariya	71	34	37
	Thami	60	25	35
	Kamar	59	28	31
	Bangali	54	28	26
	Bhumihar	54	34	20
	Dhunia	47	29	18
	Khawas	46	29	17

## Annex 1: Population by caste/ethnicity and sex, NPHC 2021

Area	Caste/ethnicity	Population		
		Total	Male	Female
Pahari		45	20	25
Kewat		39	25	14
Kori		36	20	16
Chhantyal/Chhantel		36	19	17
Ranatharu		29	15	14
Kahar		27	16	11
Rajdhob		26	17	9
Khatwe		24	15	9
Dhimal		21	15	6
Dev		20	12	8
Badi		19	11	8
Jirel		18	10	8
Patharkatt/ Kushwadiya		15	10	5
Khaling		15	7	8
Amat		15	7	8
Rajbhar		14	12	2
Tajpuriya		13	6	7
Kisan		12	8	4
Bhote		12	6	6
Yakkha		12	7	5
Chamling		10	3	7
Foreigner		7026	5021	2005
Others		150	61	89
Not stated		122	57	65
<b>Gandaki</b>				
All Castes		2466427	1170833	1295594
Brahman - Hill		492640	237667	254973
Magar		464310	216389	247921
Kshetri		323959	153326	170633
Gurung		272270	126697	145573
Bishwokarma		229857	106411	123446
Mijar		112991	52338	60653
Pariyar		101521	46755	54766
Newa: (Newar)		101450	48659	52791
Tamang		50349	24778	25571
Tharu		47619	23753	23866

## Annex 1: Population by caste/ethnicity and sex, NPHC 2021

Area	Caste/ethnicity	Population		
		Total	Male	Female
	Thakuri	41880	19442	22438
	Kumal	40497	19168	21329
	Gharti/Bhujel	28751	13613	15138
	Musalman	18347	9261	9086
	Sanyasi/Dasnami	13640	6444	7196
	Ghale	10722	5207	5515
	Chhantyal/Chhantel	8502	4050	4452
	Pun	8217	3889	4328
	Rai	7599	4019	3580
	Darai	7581	3638	3943
	Baram / Baramu	6452	3001	3451
	Thakali	5851	2860	2991
	Chepang/Praja	5617	2841	2776
	Brahman - Tarai	5451	2907	2544
	Sunuwar	5233	2454	2779
	Bote	4496	2231	2265
	Majhi	4188	2122	2066
	Dura	4135	1889	2246
	Chumba/Nubri	4096	1979	2117
	Sonar	2151	1040	1111
	Yakthung/Limbu	1493	764	729
	Yadav	1466	1076	390
	Gaine	1446	709	737
	Lhopa	1311	619	692
	Khawas	1268	575	693
	Sherpa	1253	661	592
	Musahar	1028	536	492
	Kalwar	1004	579	425
	Teli	962	573	389
	Hajam/Thakur	901	542	359
	Bhote	741	347	394
	Kathabaniyan	560	310	250
	Holmo/Yholmopa	511	229	282
	Kurmi	497	322	175
	Koiri/Kushwaha	485	289	196
	Kanu	465	270	195
	Kamar	419	204	215

## Annex 1: Population by caste/ethnicity and sex, NPHC 2021

Area	Caste/ethnicity	Population		
		Total	Male	Female
Mallaha		417	243	174
Baniyan		414	235	179
Bin		313	165	148
Rajbansi		277	141	136
Dusadh/Pasawan/Pasi		233	142	91
Kewat		207	110	97
Nuniya		199	117	82
Dhobi		194	122	72
Baraee		192	120	72
Rauniyar		184	112	72
Dhanuk		181	106	75
Tatma/Tatwa		176	102	74
Rajput		174	110	64
Marwadi		171	95	76
Dolpo		148	68	80
Kayastha		147	90	57
Kahar		145	76	69
Haluwai		143	82	61
Badi		143	75	68
Ranatharu		137	83	54
Surel		135	59	76
Badhaee/Badhee		122	73	49
Khatwe		111	39	72
Santhal		107	50	57
Danuwar		103	62	41
Mali		100	45	55
Amat		97	56	41
Pahari		96	49	47
Sundi		93	55	38
Kulung		88	45	43
Thami		82	45	37
Dhimal		82	45	37
Jirel		71	43	28
Kori		69	35	34
Loharung		63	22	41
Bangali		60	31	29
Bankariya		56	25	31

## Annex 1: Population by caste/ethnicity and sex, NPHC 2021

Area	Caste/ethnicity	Population		
		Total	Male	Female
Lodh		53	28	25
Rajdhob		47	23	24
Bantawa		47	22	25
Punjabi/Sikh		46	24	22
Kusunda		44	16	28
Koche		44	15	29
Bhumihar		42	23	19
Kalar		41	16	25
Rajbhar		39	18	21
Yakkha		39	21	18
Dhandi		26	14	12
Oraon/Kudukh		21	10	11
Dhunia		21	18	3
Lepcha		18	10	8
Thulung		16	8	8
Chamling		16	8	8
Dev		14	9	5
Patharkatt/ Kushwadiya		12	7	5
Nachhiring		11	6	5
Hayu		10	6	4
Foreigner		12955	9447	3508
Others		631	280	351
Not stated		322	198	124
<b>Gorkha</b>				
All Castes		251027	118155	132872
Gurung		52221	24562	27659
Brahman - Hill		30852	14588	16264
Magar		28956	13462	15494
Kshetri		27193	12801	14392
Mijar		20243	9174	11069
Newa: (Newar)		18272	8583	9689
Bishwokarma		14815	6985	7830
Tamang		9539	4543	4996
Kumal		8473	3987	4486
Pariyar		7382	3382	4000
Baram / Baramu		6244	2885	3359

## Annex 1: Population by caste/ethnicity and sex, NPHC 2021

Area	Caste/ethnicity	Population		
		Total	Male	Female
Ghale		6156	2968	3188
Chepang/Praja		4268	2125	2143
Chumba/Nubri		4095	1978	2117
Musalman		3288	1543	1745
Gharti/Bhujel		1878	891	987
Sanyasi/Dasnami		1734	769	965
Darai		867	415	452
Thakuri		827	386	441
Rai		468	353	115
Majhi		452	213	239
Tharu		281	170	111
Sunuwar		280	130	150
Gaine		168	80	88
Khawas		140	64	76
Kamar		136	66	70
Yakthung/Limbu		135	99	36
Brahman - Tarai		91	60	31
Yadav		89	70	19
Kalwar		76	38	38
Sherpa		61	30	31
Nuniya		60	31	29
Teli		57	29	28
Bote		53	29	24
Hajam/Thakur		48	25	23
Badi		47	25	22
Khatwe		39	9	30
Koiri/Kushwaha		33	21	12
Dusadh/Pasawan/Pasi		33	20	13
Sonar		31	18	13
Lhopa		31	13	18
Mallaha		26	13	13
Bhote		25	16	9
Kewat		24	14	10
Rajput		20	12	8
Rauniyar		20	8	12
Ranatharu		17	6	11
Thami		16	9	7

## Annex 1: Population by caste/ethnicity and sex, NPHC 2021

Area	Caste/ethnicity	Population		
		Total	Male	Female
	Kurmi	16	8	8
	Haluwai	15	10	5
	Bin	14	7	7
	Rajbansi	14	8	6
	Loharung	13	6	7
	Tatma/Tatwa	13	7	6
	Badhaee/Badhee	13	7	6
	Yakkha	11	5	6
	Kanu	11	8	3
	Koche	11	4	7
	Foreigner	414	273	141
	Others	222	114	108
<b>Manang</b>				
	All Castes	5658	3192	2466
	Gurung	2601	1307	1294
	Bhote	372	160	212
	Ghale	338	185	153
	Kshetri	303	256	47
	Bishwokarma	286	165	121
	Magar	263	187	76
	Brahman - Hill	232	196	36
	Tamang	229	133	96
	Newa: (Newar)	89	67	22
	Pariyar	66	47	19
	Rai	51	37	14
	Thakuri	46	31	15
	Thakali	37	18	19
	Sherpa	32	24	8
	Tharu	31	23	8
	Mijar	29	27	2
	Gharti/Bhujel	26	18	8
	Santhal	16	9	7
	Chepang/Praja	14	9	5
	Kumal	14	14	0
	Others	571	270	301
	Foreigner	12	9	3



## Annex 1: Population by caste/ethnicity and sex, NPHC 2021

Area	Caste/ethnicity	Population		
		Total	Male	Female
<b>Mustang</b>				
	All Castes	14452	7934	6518
	Gurung	4195	2031	2164
	Thakali	1968	1007	961
	Magar	1694	995	699
	Bishwokarma	1553	804	749
	Lhopa	1227	579	648
	Pariyar	817	415	402
	Kshetri	711	532	179
	Brahman - Hill	467	377	90
	Tamang	360	241	119
	Sherpa	231	148	83
	Bhote	154	83	71
	Dolpo	142	67	75
	Mijar	124	78	46
	Thakuri	123	84	39
	Newa: (Newar)	120	101	19
	Tharu	99	77	22
	Chhantyal/Chhantel	79	39	40
	Rai	72	46	26
	Sunuwar	25	17	8
	Kumal	23	19	4
	Majhi	20	14	6
	Ghale	19	12	7
	Musalman	19	14	5
	Marwadi	18	8	10
	Gharti/Bhujel	18	17	1
	Yakthung/Limbu	14	6	8
	Hajam/Thakur	13	7	6
	Others	111	82	29
	Foreigner	36	34	2
<b>Myagdi</b>				
	All Castes	107033	52153	54880
	Magar	38013	18395	19618
	Kshetri	18769	9047	9722
	Bishwokarma	16297	7686	8611

## Annex 1: Population by caste/ethnicity and sex, NPHC 2021

Area	Caste/ethnicity	Population		
		Total	Male	Female
	Brahman - Hill	7931	4013	3918
	Pariyar	7310	3414	3896
	Mijar	4311	2060	2251
	Pun	3765	1854	1911
	Chhantyal/Chhantel	2941	1444	1497
	Thakuri	2073	978	1095
	Newa: (Newar)	1350	668	682
	Gurung	1002	468	534
	Thakali	787	371	416
	Tharu	234	206	28
	Sanyasi/Dasnami	218	104	114
	Tamang	204	143	61
	Rai	179	105	74
	Sunuwar	156	73	83
	Musalman	138	93	45
	Gharti/Bhujel	84	35	49
	Sonar	72	38	34
	Sherpa	42	36	6
	Yakthung/Limbu	31	17	14
	Brahman - Tarai	30	28	2
	Yadav	28	17	11
	Majhi	25	17	8
	Teli	18	12	6
	Dusadh/Pasawan/Pasi	16	15	1
	Kurmi	16	9	7
	Hajam/Thakur	15	9	6
	Lodh	14	7	7
	Amat	14	9	5
	Kumal	14	11	3
	Khatwe	13	4	9
	Tatma/Tatwa	11	3	8
	Mali	10	3	7
	Mallaha	10	4	6
	Foreigner	741	670	71
	Others	133	76	57
	Not stated	18	11	7

## Annex 1: Population by caste/ethnicity and sex, NPHC 2021

Area	Caste/ethnicity	Population		
		Total	Male	Female
<b>Kaski</b>				
	All Castes	600051	292791	307260
	Brahman - Hill	158239	78637	79602
	Gurung	92143	42265	49878
	Kshetri	86560	42163	44397
	Magar	58424	27853	30571
	Bishwokarma	54431	25801	28630
	Newa: (Newar)	25698	12722	12976
	Pariyar	23603	11217	12386
	Mijar	21589	10485	11104
	Tamang	16091	7984	8107
	Thakuri	9194	4390	4804
	Gharti/Bhujel	7043	3404	3639
	Rai	4476	2281	2195
	Sanyasi/Dasnami	4156	1955	2201
	Musalman	4153	2266	1887
	Tharu	3521	2265	1256
	Pun	3172	1427	1745
	Kumal	3076	1542	1534
	Thakali	2204	1039	1165
	Sunuwar	1846	884	962
	Chhantyal/Chhantel	1812	835	977
	Sonar	1091	524	567
	Yakthung/Limbu	900	464	436
	Brahman - Tarai	822	504	318
	Ghale	762	386	376
	Majhi	663	357	306
	Sherpa	662	323	339
	Gaine	622	300	322
	Kalwar	594	349	245
	Dura	539	241	298
	Yadav	512	360	152
	Hajam/Thakur	357	236	121
	Teli	304	191	113
	H Yolmo/Yholmopa	288	128	160
	Chebang/Praja	213	114	99
	Baniyan	198	115	83

## Annex 1: Population by caste/ethnicity and sex, NPHC 2021

Area	Caste/ethnicity	Population		
		Total	Male	Female
Kathabaniyan		191	103	88
Koiri/Kushwaha		163	103	60
Kurmi		155	118	37
Bhote		150	70	80
Khawas		141	67	74
Darai		116	61	55
Rajbansi		114	57	57
Rauniyar		104	66	38
Marwadi		103	58	45
Bote		98	47	51
Kanu		94	60	34
Kayastha		86	52	34
Tatma/Tatwa		85	54	31
Baraee		72	45	27
Baram / Baramu		69	39	30
Badhaee/Badhee		69	45	24
Mallaha		66	50	16
Dusadh/Pasawan/Pasi		66	45	21
Kulung		66	30	36
Dhobi		65	36	29
Rajput		65	41	24
Danuwar		59	32	27
Dhanuk		55	37	18
Haluwai		52	28	24
Musahar		48	36	12
Nuniya		48	30	18
Thami		45	22	23
Santhal		45	19	26
Jirel		43	22	21
Sundi		42	26	16
Bin		42	25	17
Ranatharu		40	27	13
Kamar		40	24	16
Dhimal		38	24	14
Kori		34	20	14
Kewat		33	16	17
Bangali		32	21	11

## Annex 1: Population by caste/ethnicity and sex, NPHC 2021

Area	Caste/ethnicity	Population		
		Total	Male	Female
Bantawa		32	16	16
Amat		29	15	14
Kahar		27	14	13
Bankariya		23	10	13
Badi		23	14	9
Lodh		21	7	14
Rajdhob		21	13	8
Mali		21	9	12
Pahari		19	7	12
Kalar		17	8	9
Loharung		14	4	10
Punjabi/Sikh		14	7	7
Chamling		14	7	7
Oraon/Kudukh		14	6	8
Bhumihar		13	7	6
Thulung		12	5	7
Yakkha		11	6	5
Lepcha		10	5	5
Foreigner		6664	4816	1848
Not stated		159	99	60
Others		101	53	48
<b>Lamjung</b>				
All Castes		155852	74077	81775
Gurung		45597	21468	24129
Kshetri		24193	11310	12883
Brahman - Hill		18210	8717	9493
Bishwokarma		14000	6602	7398
Tamang		12194	5971	6223
Mijar		8732	4057	4675
Pariyar		6272	2922	3350
Newa: (Newar)		5846	2838	3008
Magar		3840	1887	1953
Gharti/Bhujel		3585	1700	1885
Ghale		2925	1406	1519
Dura		2751	1252	1499
Kumal		1782	850	932

## Annex 1: Population by caste/ethnicity and sex, NPHC 2021

Area	Caste/ethnicity	Population		
		Total	Male	Female
	Thakuri	1362	627	735
	Musalman	1043	525	518
	Sanyasi/Dasnami	889	412	477
	Sunuwar	279	137	142
	Tharu	244	160	84
	Rai	209	119	90
	H Yolmo/Yholmopa	196	93	103
	Khawas	155	69	86
	Chepang/Praja	130	71	59
	Brahman - Tarai	100	59	41
	Bote	91	47	44
	Gaine	86	41	45
	Majhi	86	41	45
	Kalwar	72	40	32
	Yadav	55	42	13
	Yakthung/Limbu	52	22	30
	Teli	52	32	20
	Thakali	30	17	13
	Kamar	30	13	17
	Hajam/Thakur	27	19	8
	Badi	25	9	16
	Sherpa	22	11	11
	Kathabaniyan	15	8	7
	Kulung	14	8	6
	Darai	14	12	2
	Bin	14	5	9
	Koiri/Kushwaha	13	10	3
	Pahari	12	7	5
	Baram / Baramu	11	7	4
	Danuwar	11	11	0
	Kurmi	11	8	3
	Dhanuk	10	6	4
	Foreigner	405	312	93
	Others	160	97	63
<b>Tanahu</b>				
	All Castes	321153	150094	171059
	Magar	83639	38277	45362

## Annex 1: Population by caste/ethnicity and sex, NPHC 2021

Area	Caste/ethnicity	Population		
		Total	Male	Female
	Kshetri	36833	17073	19760
	Brahman - Hill	36672	17785	18887
	Gurung	35184	16271	18913
	Bishwokarma	26334	11967	14367
	Newa: (Newar)	24529	11525	13004
	Mijar	15797	7083	8714
	Pariyar	11847	5408	6439
	Kumal	8727	4107	4620
	Thakuri	7660	3488	4172
	Gharti/Bhujel	7565	3589	3976
	Tamang	5036	2444	2592
	Musalman	4416	2148	2268
	Darai	4396	2069	2327
	Bote	1569	789	780
	Sanyasi/Dasnami	1263	625	638
	Dura	821	379	442
	Rai	818	405	413
	Chepang/Praja	742	380	362
	Tharu	725	473	252
	Sunuwar	613	296	317
	Majhi	412	199	213
	Pun	398	186	212
	Sonar	293	135	158
	Ghale	269	126	143
	Gaine	258	138	120
	Brahman - Tarai	217	138	79
	Yadav	204	156	48
	Kamar	184	92	92
	Khawas	173	70	103
	Thakali	161	78	83
	Teli	156	99	57
	Yakthung/Limbu	131	64	67
	Hajam/Thakur	102	67	35
	Sherpa	92	42	50
	Baram / Baramu	75	43	32
	Bin	63	30	33
	Kurmi	59	32	27

Annex 1: Population by caste/ethnicity and sex, NPHC 2021

Area	Caste/ethnicity	Population		
		Total	Male	Female
	Mallaha	55	35	20
	Lhopa	50	25	25
	Kathabaniyan	49	26	23
	Surel	43	19	24
	Ranatharu	43	29	14
	Koiri/Kushwaha	39	27	12
	Kalwar	37	20	17
	Kanu	37	19	18
	Rajbansi	36	18	18
	Nuniya	31	21	10
	Haluwai	31	17	14
	Baniyan	27	16	11
	Pahari	26	14	12
	Amat	22	15	7
	Dhanuk	22	14	8
	Dusadh/Pasawan/Pasi	21	10	11
	Tatma/Tatwa	20	9	11
	Musahar	20	13	7
	Baraee	20	11	9
	Kewat	17	9	8
	Khatwe	16	7	9
	Rauniyar	16	9	7
	Chhantyal/Chhantel	15	9	6
	Bhumihar	14	8	6
	Dhimal	13	7	6
	Loharung	13	4	9
	Koche	12	5	7
	Kayastha	11	8	3
	Rajput	10	9	1
	Foreigner	1806	1301	505
	Others	108	57	51
	Not stated	40	27	13
<b>Nawalparasi (Bardaghat Susta East)</b>				
	All Castes	378079	177887	200192
	Magar	103949	47621	56328
	Brahman - Hill	89627	42599	47028



## Annex 1: Population by caste/ethnicity and sex, NPHC 2021

Area	Caste/ethnicity	Population		
		Total	Male	Female
	Tharu	41493	19655	21838
	Kshetri	31202	14629	16573
	Bishwokarma	23606	10825	12781
	Kumal	14308	6683	7625
	Newa: (Newar)	11056	5253	5803
	Gurung	10909	5020	5889
	Pariyar	10132	4657	5475
	Thakuri	6432	2892	3540
	Tamang	5454	2661	2793
	Mijar	5449	2578	2871
	Brahman - Tarai	3934	1959	1975
	Bote	2406	1169	1237
	Darai	2170	1067	1103
	Sanyasi/Dasnami	2021	989	1032
	Musalman	1814	950	864
	Gharti/Bhujel	1405	688	717
	Majhi	963	491	472
	Musahar	945	480	465
	Rai	853	424	429
	Sunuwar	671	319	352
	Pun	471	215	256
	Yadav	351	259	92
	Sonar	282	143	139
	Kathabaniyan	277	161	116
	Kanu	273	153	120
	Teli	271	144	127
	Mallaha	231	126	105
	Ghale	226	109	117
	Koiri/Kushwaha	222	118	104
	Hajam/Thakur	220	121	99
	Kurmi	194	116	78
	Chepang/Praja	176	103	73
	Kalwar	153	97	56
	Bin	151	86	65
	Baniyan	145	76	69
	Yakthung/Limbu	111	37	74
	Dhobi	92	61	31

Annex 1: Population by caste/ethnicity and sex, NPHC 2021

Area	Caste/ethnicity	Population		
		Total	Male	Female
	Kahar	91	46	45
	Baraee	89	56	33
	Kewat	85	49	36
	Surel	83	37	46
	Chhantyal/Chhantel	82	41	41
	Rajbansi	69	39	30
	Thakali	66	35	31
	Gaine	64	32	32
	Dusadh/Pasawan/Pasi	61	33	28
	Rajput	54	31	23
	Nuniya	47	25	22
	Sherpa	45	18	27
	Kayastha	42	22	20
	Mali	37	19	18
	Baram / Baramu	35	13	22
	Marwadi	35	21	14
	Dhanuk	33	18	15
	Rajbhar	32	14	18
	Sundi	32	19	13
	Bankariya	30	14	16
	Haluwai	26	18	8
	Badhaee/Badhee	23	13	10
	Hjolmo/Yholmopa	21	6	15
	Tatma/Tatwa	18	12	6
	Khatwe	14	6	8
	Dhunia	14	11	3
	Rauniyar	13	9	4
	Amat	13	6	7
	Danuwar	11	7	4
	Badi	11	6	5
	Foreigner	1966	1379	587
	Others	133	68	65
	Not stated	59	30	29
<b>Syangja</b>				
	All Castes	253024	116678	136346
	Brahman - Hill	71210	33202	38008

## Annex 1: Population by caste/ethnicity and sex, NPHC 2021

Area	Caste/ethnicity	Population		
		Total	Male	Female
	Magar	55594	25365	30229
	Kshetri	30178	13861	16317
	Gurung	22448	10434	12014
	Bishwokarma	20941	9426	11515
	Mijar	11865	5331	6534
	Pariyar	10338	4591	5747
	Newa: (Newar)	8647	4032	4615
	Thakuri	6774	3127	3647
	Gharti/Bhujel	5689	2608	3081
	Musalman	2190	1039	1151
	Kumal	1757	831	926
	Majhi	963	497	466
	Sanyasi/Dasnami	910	423	487
	Khawas	635	292	343
	Tharu	568	391	177
	Sunuwar	415	171	244
	Tamang	228	116	112
	Bote	215	112	103
	Rai	178	100	78
	Gaine	116	50	66
	Sonar	93	38	55
	Brahman - Tarai	92	56	36
	Yadav	91	67	24
	Thakali	55	25	30
	Teli	42	29	13
	Sherpa	36	14	22
	Hajam/Thakur	35	16	19
	Kalwar	33	14	19
	Yakthung/Limbu	27	13	14
	Badi	22	11	11
	Dhanuk	22	8	14
	Baniyan	18	11	7
	Kewat	17	5	12
	Ghale	16	8	8
	Kurmi	15	9	6
	Rajbansi	12	6	6
	Foreigner	375	262	113
	Others	164	87	77

## Annex 1: Population by caste/ethnicity and sex, NPHC 2021

Area	Caste/ethnicity	Population		
		Total	Male	Female
<b>Parbat</b>				
	All Castes	130887	61678	69209
	Brahman - Hill	40984	19254	21730
	Kshetri	22826	10559	12267
	Magar	15249	7380	7869
	Bishwokarma	12873	5944	6929
	Pariyar	11751	5380	6371
	Mijar	9830	4615	5215
	Gurung	4188	2011	2177
	Thakuri	3425	1617	1808
	Newa: (Newar)	3248	1563	1685
	Sanyasi/Dasnami	1756	836	920
	Gharti/Bhujel	759	342	417
	Musalman	536	292	244
	Kumal	531	276	255
	Majhi	449	219	230
	Pun	408	206	202
	Tamang	295	174	121
	Chhantyal/Chhantel	194	90	104
	Tharu	170	140	30
	Sunuwar	169	69	100
	Rai	164	79	85
	Sonar	147	70	77
	Brahman - Tarai	127	76	51
	Thakali	82	42	40
	Yadav	63	48	15
	Yakthung/Limbu	40	17	23
	Chepang/Praja	39	22	17
	Bote	34	19	15
	Teli	31	18	13
	Hajam/Thakur	26	11	15
	Kanu	22	11	11
	Pahari	17	11	6
	Ranatharu	15	9	6
	Kurmi	14	9	5
	Kewat	14	7	7
	Kalwar	13	6	7

## Annex 1: Population by caste/ethnicity and sex, NPHC 2021

Area	Caste/ethnicity	Population		
		Total	Male	Female
	Sherpa	13	6	7
	Rajput	12	9	3
	Ghale	11	7	4
	Dhanuk	11	7	4
	Foreigner	234	178	56
	Others	105	43	62
	Not stated	12	6	6
<b>Baglung</b>				
	All Castes	249211	116194	133017
	Magar	74689	34967	39722
	Kshetri	45191	21095	24096
	Bishwokarma	44721	20206	24515
	Brahman - Hill	38216	18299	19917
	Mijar	15022	6850	8172
	Pariyar	12003	5322	6681
	Thakuri	3964	1822	2142
	Chhantyal/Chhantel	3361	1580	1781
	Newa: (Newar)	2595	1307	1288
	Kumal	1792	848	944
	Gurung	1782	860	922
	Sunuwar	778	357	421
	Musalman	747	388	359
	Tamang	719	368	351
	Gharti/Bhujel	699	321	378
	Sanyasi/Dasnami	681	321	360
	Thakali	453	226	227
	Tharu	253	193	60
	Majhi	155	74	81
	Sonar	138	72	66
	Rai	131	70	61
	Gaine	130	68	62
	Yadav	59	44	15
	Hajam/Thakur	54	27	27
	Yakthung/Limbu	47	23	24
	Teli	30	18	12
	Punjabi/Sikh	30	15	15

## Annex 1: Population by caste/ethnicity and sex, NPHC 2021

Area	Caste/ethnicity	Population		
		Total	Male	Female
	Brahman - Tarai	27	18	9
	Rauniyar	27	18	9
	Rajbansi	23	10	13
	Chepang/Praja	20	9	11
	Bhote	20	11	9
	Baniyan	19	12	7
	Bote	18	11	7
	Sherpa	17	9	8
	Tatma/Tatwa	16	8	8
	Kurmi	15	11	4
	Bin	15	5	10
	Khawas	13	7	6
	Kanu	13	9	4
	Khatwe	12	2	10
	Kathabaniyan	12	5	7
	Dhimal	11	4	7
	Kalwar	10	5	5
	Kewat	10	5	5
	Dhanuk	10	3	7
	Foreigner	302	213	89
	Others	161	78	83
<b>Lumbini</b>				
	All Castes	5122078	2454408	2667670
	Magar	746154	344049	402105
	Tharu	732069	353246	378823
	Kshetri	729358	340254	389104
	Brahman - Hill	577110	275937	301173
	Musalman	365137	180077	185060
	Bishwokarma	311282	140977	170305
	Yadav	209481	106972	102509
	Chamar/Harijan/Ram	107581	54254	53327
	Pariyar	98573	44596	53977
	Kurmi	88727	45076	43651
	Mijar	76223	34204	42019
	Thakuri	75375	35342	40033
	Kewat	64121	32205	31916

## Annex 1: Population by caste/ethnicity and sex, NPHC 2021

Area	Caste/ethnicity	Population		
		Total	Male	Female
	Newa: (Newar)	62599	30010	32589
	Brahman - Tarai	62094	31351	30743
	Dusadh/Pasawan/Pasi	58319	29377	28942
	Kumal	49971	23686	26285
	Teli	48191	24477	23714
	Gurung	47494	21799	25695
	Kahar	45723	22905	22818
	Sanyasi/Dasnami	45184	21308	23876
	Lodh	39605	20071	19534
	Mallaha	38637	19420	19217
	Dhobi	34340	17311	17029
	Koiri/Kushwaha	31700	16301	15399
	Baniyan	27641	14241	13400
	Hajam/Thakur	23407	11813	11594
	Rajbhar	20903	10553	10350
	Nuniya	19789	9993	9796
	Kori	18623	9510	9113
	Kumhar	17407	8739	8668
	Baraee	16481	8404	8077
	Lohar	15849	7970	7879
	Kalwar	15795	8090	7705
	Gaderi/Bhediyar	14741	7540	7201
	Badhaee/Badhee	14076	7039	7037
	Kathabaniyan	12442	6401	6041
	Sonar	10943	5341	5602
	Gharti/Bhujel	9737	4526	5211
	Sunuwar	9689	4348	5341
	Khatik	9121	4643	4478
	Kanu	8607	4417	4190
	Tamang	7839	3855	3984
	Dhunia	6616	3336	3280
	Musahar	6603	3303	3300
	Rajput	5956	3024	2932
	Gondh/Gond	4204	2186	2018
	Mali	3548	1789	1759
	Gaine	3415	1524	1891
	Kayastha	3371	1721	1650

## Annex 1: Population by caste/ethnicity and sex, NPHC 2021

Area	Caste/ethnicity	Population		
		Total	Male	Female
	Oraon/Kudukh	3349	1715	1634
	Haluwai	3261	1665	1596
	Badi	3068	1470	1598
	Majhi	2960	1453	1507
	Patharkatt/ Kushwadiya	2936	1478	1458
	Bin	2811	1420	1391
	Rai	2628	1294	1334
	Marwadi	2206	1157	1049
	Dhandi	2193	1137	1056
	Thakali	1989	914	1075
	Dhankar/ Dharikar	1988	974	1014
	Bote	1903	907	996
	Chhantyal/Chhantel	1791	853	938
	Khawas	1457	677	780
	Chidimar	1390	707	683
	Punjabi/Sikh	1102	593	509
	Raji	1049	502	547
	Rajbansi	901	445	456
	Natuwa	891	449	442
	Beldar	761	371	390
	Sundi	748	377	371
	Dom	691	360	331
	Yakthung/Limbu	642	302	340
	Darai	577	271	306
	Pun	547	252	295
	Tatma/Tatwa	478	241	237
	Sherpa	431	206	225
	Chepang/Praja	349	161	188
	Bangali	335	186	149
	Dhanuk	264	145	119
	Ghale	254	124	130
	Rauniyar	223	113	110
	Rajdhob	200	81	119
	Ranatharu	183	103	80
	Kamar	183	77	106
	Yakkha	182	92	90
	Khatwe	162	67	95



## Annex 1: Population by caste/ethnicity and sex, NPHC 2021

Area	Caste/ethnicity	Population		
		Total	Male	Female
Bhumihar		146	75	71
Santhal		125	68	57
Kalar		122	72	50
Amat		120	56	64
Byasi/Sauka		109	48	61
Kusunda		104	45	59
Halkhor		84	47	37
Pahari		74	35	39
Bhote		72	36	36
Meche		68	30	38
Danuwar		67	40	27
Kisan		63	29	34
Dhimal		61	24	37
Loharung		56	23	33
Mugal/Mugum		53	33	20
Bankariya		45	20	25
Thami		37	18	19
Dev		35	18	17
Dura		31	23	8
Lepcha		30	16	14
Aathpahariya		29	13	16
Baram / Baramu		29	16	13
Bantawa		28	15	13
Koche		27	10	17
Surel		24	11	13
Nurang		22	14	8
Gangai		20	10	10
Jirel		17	9	8
Phree		15	9	6
Khaling		12	7	5
Nachhiring		11	4	7
Tajpuriya		10	4	6
Bahing		10	6	4
Foreigner		18835	9389	9446
Others		1385	678	707
Not stated		1168	607	561

Annex 1: Population by caste/ethnicity and sex, NPHC 2021

Area	Caste/ethnicity	Population		
		Total	Male	Female
<b>Rukum (East)</b>				
	All Castes	56786	27516	29270
	Magar	28076	13616	14460
	Kshetri	11408	5559	5849
	Bishwokarma	9505	4597	4908
	Thakuri	2458	1156	1302
	Pariyar	2126	1026	1100
	Brahman - Hill	860	439	421
	Gurung	704	342	362
	Mijar	367	166	201
	Sunuwar	343	161	182
	Newa: (Newar)	338	158	180
	Thakali	122	53	69
	Sanyasi/Dasnami	105	53	52
	Chhantyal/Chhantel	100	50	50
	Sonar	99	49	50
	Tharu	42	35	7
	Badi	31	14	17
	Ghale	14	7	7
	Hajam/Thakur	11	2	9
	Yadav	10	8	2
	Others	67	25	42
<b>Rolpa</b>				
	All Castes	234793	109871	124922
	Magar	100475	47325	53150
	Kshetri	82547	38639	43908
	Bishwokarma	29485	13496	15989
	Pariyar	8549	3825	4724
	Sanyasi/Dasnami	3609	1606	2003
	Brahman - Hill	2256	1189	1067
	Thakuri	1885	879	1006
	Mijar	1813	802	1011
	Gurung	1215	545	670
	Newa: (Newar)	440	222	218
	Tamang	323	153	170
	Sunuwar	312	134	178

## Annex 1: Population by caste/ethnicity and sex, NPHC 2021

Area	Caste/ethnicity	Population		
		Total	Male	Female
	Gharti/Bhujel	285	144	141
	Musalman	270	161	109
	Tharu	215	173	42
	Thakali	195	95	100
	Hajam/Thakur	80	28	52
	Gaine	73	36	37
	Badi	70	33	37
	Sonar	63	41	22
	Majhi	58	28	30
	Rai	44	33	11
	Mali	42	18	24
	Bote	39	21	18
	Rajbansi	36	16	20
	Yadav	35	30	5
	Bankariya	35	15	20
	Haluwai	33	13	20
	Kumal	29	13	16
	Brahman - Tarai	29	18	11
	Yakthung/Limbu	25	19	6
	Rajdhob	22	10	12
	Kalwar	16	7	9
	Mallaha	14	8	6
	Tatma/Tatwa	13	2	11
	Others	140	79	61
	Foreigner	23	15	8
<b>Pyuthan</b>				
	All Castes	232019	104132	127887
	Magar	78104	35244	42860
	Kshetri	59434	26578	32856
	Bishwokarma	31855	13765	18090
	Brahman - Hill	19750	9259	10491
	Mijar	9793	4122	5671
	Pariyar	7336	3096	4240
	Sanyasi/Dasnami	6587	3032	3555
	Newa: (Newar)	3639	1736	1903
	Kumal	3472	1595	1877

## Annex 1: Population by caste/ethnicity and sex, NPHC 2021

Area	Caste/ethnicity	Population		
		Total	Male	Female
	Gurung	3451	1544	1907
	Thakuri	2692	1271	1421
	Sunuwar	1612	706	906
	Gharti/Bhujel	1081	487	594
	Musalman	745	363	382
	Tharu	555	387	168
	Tamang	396	189	207
	Gaine	293	122	171
	Thakali	203	90	113
	Chhantyal/Chhantel	137	67	70
	Rai	102	69	33
	Kathabaniyan	84	30	54
	Badi	74	35	39
	Brahman - Tarai	55	29	26
	Sonar	50	20	30
	Hajam/Thakur	43	21	22
	Bote	31	16	15
	Kusunda	31	16	15
	Yadav	30	24	6
	Rajbansi	28	12	16
	Mali	24	12	12
	Majhi	23	12	11
	Yakthung/Limbu	22	13	9
	Teli	17	10	7
	Rajdhob	14	7	7
	Tatma/Tatwa	14	6	8
	Baniyan	13	8	5
	Kalwar	13	10	3
	Ranatharu	12	9	3
	Dusadh/Pasawan/Pasi	11	4	7
	Others	118	66	52
	Foreigner	75	50	25
<b>Gulmi</b>				
	All Castes	246494	112025	134469
	Kshetri	56122	25183	30939
	Magar	54918	25158	29760

## Annex 1: Population by caste/ethnicity and sex, NPHC 2021

Area	Caste/ethnicity	Population		
		Total	Male	Female
	Brahman - Hill	52719	24647	28072
	Bishwokarma	33105	14485	18620
	Mijar	13267	5876	7391
	Pariyar	9345	4098	5247
	Kumal	8959	4087	4872
	Newa: (Newar)	4325	2064	2261
	Sanyasi/Dasnami	3268	1467	1801
	Thakuri	2481	1139	1342
	Gharti/Bhujel	2404	1088	1316
	Gurung	1789	844	945
	Sunuwar	591	275	316
	Musalman	494	265	229
	Majhi	470	213	257
	Chhantyal/Chhantel	340	158	182
	Gaine	294	137	157
	Bote	289	123	166
	Tharu	275	185	90
	Thakali	112	49	63
	Tamang	102	51	51
	Sonar	90	40	50
	Kurmi	65	28	37
	Rai	63	32	31
	Bin	46	21	25
	Khawas	46	19	27
	Hajam/Thakur	41	19	22
	Yadav	32	27	5
	Brahman - Tarai	31	21	10
	Teli	19	9	10
	Rajdhob	18	4	14
	Kahar	16	9	7
	Rajbansi	16	6	10
	Dusadh/Pasawan/Pasi	15	9	6
	Dhanuk	13	6	7
	Tatma/Tatwa	12	3	9
	Yakthung/Limbu	12	6	6
	Haluwai	10	3	7
	Others	153	75	78
	Foreigner	127	96	31

## Annex 1: Population by caste/ethnicity and sex, NPHC 2021

Area	Caste/ethnicity	Population		
		Total	Male	Female
<b>Arghakhanchi</b>				
	All Castes	177086	80672	96414
	Brahman - Hill	51023	23632	27391
	Magar	34730	15958	18772
	Kshetri	32136	14696	17440
	Bishwokarma	21518	9420	12098
	Mijar	12218	5422	6796
	Kumal	7495	3380	4115
	Pariyar	5624	2402	3222
	Newa: (Newar)	5110	2337	2773
	Gharti/Bhujel	1258	567	691
	Musalman	1180	553	627
	Thakuri	1172	535	637
	Gurung	951	441	510
	Sanyasi/Dasnami	664	292	372
	Sunuwar	609	278	331
	Tharu	309	205	104
	Gaine	275	127	148
	Badi	112	57	55
	Sonar	75	36	39
	Kathabaniyan	71	32	39
	Yadav	61	46	15
	Hajam/Thakur	56	31	25
	Tamang	53	24	29
	Brahman - Tarai	53	33	20
	Baniyan	25	12	13
	Rai	21	9	12
	Kurmi	19	10	9
	Rajput	17	7	10
	Koiri/Kushwaha	15	11	4
	Majhi	14	6	8
	Teli	14	8	6
	Kahar	14	8	6
	Thakali	11	5	6
	Others	113	41	72
	Foreigner	70	51	19

## Annex 1: Population by caste/ethnicity and sex, NPHC 2021

Area	Caste/ethnicity	Population		
		Total	Male	Female
<b>Palpa</b>				
	All Castes	245027	112761	132266
	Magar	129940	59154	70786
	Brahman - Hill	38250	17934	20316
	Kshetri	18865	8836	10029
	Bishwokarma	17090	7450	9640
	Newa: (Newar)	8582	4097	4485
	Mijar	8095	3604	4491
	Kumal	7104	3301	3803
	Pariyar	4721	2048	2673
	Thakuri	3783	1710	2073
	Gharti/Bhujel	1438	641	797
	Musalman	1297	692	605
	Tharu	630	429	201
	Gurung	618	282	336
	Bote	578	266	312
	Sunuwar	416	170	246
	Majhi	345	153	192
	Sanyasi/Dasnami	326	162	164
	Tamang	197	102	95
	Gaine	187	76	111
	Rai	161	82	79
	Darai	152	67	85
	Sonar	131	69	62
	Yadav	125	88	37
	Thakali	93	45	48
	Brahman - Tarai	80	48	32
	Hajam/Thakur	77	36	41
	Kanu	41	24	17
	Khawas	41	14	27
	Kalwar	39	25	14
	Teli	37	24	13
	Khatwe	37	15	22
	Yakthung/Limbu	35	18	17
	Baniyan	30	17	13
	Kathabaniyan	25	13	12
	Dusadh/Pasawan/Pasi	25	11	14

## Annex 1: Population by caste/ethnicity and sex, NPHC 2021

Area	Caste/ethnicity	Population		
		Total	Male	Female
	Kurmi	25	14	11
	Tatma/Tatwa	22	9	13
	Sherpa	22	6	16
	Rajdhob	21	12	9
	Rajbansi	20	10	10
	Dhobi	20	9	11
	Kewat	18	15	3
	Dhanuk	14	10	4
	Rajput	13	9	4
	Bangali	13	7	6
	Sundi	12	9	3
	Koiri/Kushwaha	11	9	2
	Kori	11	3	8
	Foreigner	974	792	182
	Others	191	107	84
	Not stated	49	37	12

### Nawalparasi (Bardaghat Susta West)

All Castes	386868	188182	198686
Tharu	68265	32945	35320
Brahman - Hill	43758	20622	23136
Chamar/Harijan/Ram	27941	13953	13988
Magar	27543	12948	14595
Musalman	25862	12637	13225
Yadav	21348	10764	10584
Kshetri	17919	8620	9299
Kewat	13717	6825	6892
Teli	12871	6482	6389
Bishwokarma	12151	5521	6630
Rajbhar	8094	4077	4017
Gurung	7353	3361	3992
Kahar	7271	3625	3646
Kurmi	6644	3424	3220
Koiri/Kushwaha	6290	3212	3078
Dusadh/Pasawan/Pasi	5755	2882	2873
Brahman - Tarai	5413	2702	2711
Musahar	4167	2077	2090



## Annex 1: Population by caste/ethnicity and sex, NPHC 2021

Area	Caste/ethnicity	Population		
		Total	Male	Female
	Pariyar	4085	1895	2190
	Hajam/Thakur	4005	1969	2036
	Newa: (Newar)	3960	1899	2061
	Nuniya	3659	1814	1845
	Kumal	3242	1583	1659
	Dhobi	3046	1530	1516
	Sanyasi/Dasnami	2729	1355	1374
	Thakuri	2676	1265	1411
	Bin	2558	1295	1263
	Lohar	2486	1218	1268
	Kathabaniyan	2351	1194	1157
	Mijar	2327	1084	1243
	Mallaha	2273	1161	1112
	Baniyan	1935	1009	926
	Tamang	1934	940	994
	Kalwar	1922	965	957
	Badhaee/Badhee	1852	935	917
	Kumhar	1620	816	804
	Gaderi/Bhediya	1523	792	731
	Sonar	1388	677	711
	Rajput	1206	596	610
	Dhunia	1073	541	532
	Dhankar/ Dharikar	890	427	463
	Baraee	834	426	408
	Khawas	816	382	434
	Kanu	803	410	393
	Mali	512	260	252
	Sunuwar	353	155	198
	Haluwai	339	170	169
	Patharkatt/ Kushwadiya	298	145	153
	Dom	271	138	133
	Gharti/Bhujel	251	128	123
	Natuwa	251	131	120
	Rai	231	109	122
	Majhi	230	124	106
	Darai	210	95	115
	Beldar	190	95	95

Annex 1: Population by caste/ethnicity and sex, NPHC 2021

Area	Caste/ethnicity	Population		
		Total	Male	Female
	Dhandi	159	87	72
	Rauniyar	141	74	67
	Kamar	126	51	75
	Gaine	116	54	62
	Rajbansi	105	48	57
	Thakali	105	48	57
	Marwadi	102	52	50
	Kayastha	102	55	47
	Ghale	98	44	54
	Khatik	92	53	39
	Yakkha	88	43	45
	Pun	69	32	37
	Chepang/Praja	64	28	36
	Yakthung/Limbu	55	27	28
	Chhantyal/Chhantel	54	27	27
	Lodh	49	27	22
	Bhumihar	40	20	20
	Sherpa	37	21	16
	Bantawa	23	12	11
	Oraon/Kudukh	20	9	11
	Kalar	19	11	8
	Dhanuk	18	10	8
	Ranatharu	17	10	7
	Rajdhob	17	7	10
	Punjabi/Sikh	15	9	6
	Santhal	15	9	6
	Khatwe	14	5	9
	Bote	13	10	3
	Dhimal	13	7	6
	Kisan	11	4	7
	Kori	10	4	6
	Foreigner	2135	756	1379
	Not stated	139	73	66
	Others	96	50	46
<b>Rupandehi</b>				
	All Castes	1121957	550478	571479
	Brahman - Hill	188977	92086	96891

## Annex 1: Population by caste/ethnicity and sex, NPHC 2021

Area	Caste/ethnicity	Population		
		Total	Male	Female
	Magar	121793	55928	65865
	Tharu	92399	45607	46792
	Kshetri	88049	42067	45982
	Musalman	86325	42356	43969
	Yadav	75456	38482	36974
	Chamar/Harijan/Ram	37819	19123	18696
	Bishwokarma	37643	17458	20185
	Lodh	31154	15709	15445
	Kewat	29633	14925	14708
	Mallaha	25696	12996	12700
	Kurmi	22297	11402	10895
	Newa: (Newar)	21584	10483	11101
	Gurung	19866	9174	10692
	Kahar	18852	9526	9326
	Brahman - Tarai	17799	9125	8674
	Teli	16860	8598	8262
	Dusadh/Pasawan/Pasi	15828	8009	7819
	Pariyar	14796	6882	7914
	Dhobi	13028	6654	6374
	Koiri/Kushwaha	12837	6587	6250
	Thakuri	8761	4173	4588
	Mijar	8426	3890	4536
	Rajbhar	7720	3902	3818
	Hajam/Thakur	7614	3898	3716
	Baraee	7582	3879	3703
	Baniyan	7395	3827	3568
	Kumhar	6986	3510	3476
	Kalwar	6295	3262	3033
	Gaderi/Bhediya	5893	3020	2873
	Lohar	5797	2969	2828
	Kumal	5728	2858	2870
	Nuniya	4594	2383	2211
	Sanyasi/Dasnami	4459	2180	2279
	Kanu	3901	2008	1893
	Kathabaniyan	3485	1857	1628
	Sonar	2563	1233	1330
	Dhunia	2385	1200	1185

## Annex 1: Population by caste/ethnicity and sex, NPHC 2021

Area	Caste/ethnicity	Population		
		Total	Male	Female
Tamang		1978	976	1002
Badhaee/Badhee		1951	1015	936
Rajput		1934	997	937
Musahar		1787	896	891
Gharti/Bhujel		1626	805	821
Sunuwar		1491	682	809
Dhandi		1307	665	642
Kayastha		1226	627	599
Thakali		1006	461	545
Mali		987	474	513
Rai		943	441	502
Dhankar/ Dharikar		821	419	402
Chhantyal/Chhantel		769	369	400
Haluwai		716	363	353
Majhi		705	360	345
Oraon/Kudukh		694	355	339
Marwadi		677	347	330
Patharkatt/ Kushwadiya		608	322	286
Beldar		537	259	278
Khawas		516	243	273
Pun		426	192	234
Gaine		293	134	159
Sundi		260	132	128
Dom		249	129	120
Khatik		227	106	121
Yakthung/Limbu		219	99	120
Bangali		218	127	91
Natuwa		209	105	104
Tatma/Tatwa		188	102	86
Rajbansi		182	96	86
Kori		165	85	80
Gondh/Gond		118	63	55
Dhanuk		110	60	50
Darai		105	54	51
Bhumihar		102	51	51
Sherpa		102	50	52
Yakkha		90	48	42

## Annex 1: Population by caste/ethnicity and sex, NPHC 2021

Area	Caste/ethnicity	Population		
		Total	Male	Female
	Punjabi/Sikh	81	44	37
	Ranatharu	70	40	30
	Badi	69	33	36
	Bote	67	39	28
	Bin	65	33	32
	Rauniyar	57	27	30
	Santhal	53	33	20
	Ghale	37	19	18
	Kalar	35	22	13
	Khatwe	33	17	16
	Amat	27	13	14
	Kamar	25	10	15
	Chepang/Praja	24	11	13
	Aathpahariya	20	10	10
	Dhimal	19	6	13
	Meche	19	6	13
	Byasi/Sauka	19	7	12
	Loharung	17	6	11
	Danuwar	16	10	6
	Halkhor	16	9	7
	Rajdhob	14	5	9
	Dura	14	10	4
	Kisan	12	7	5
	Baram / Baramu	11	5	6
	Bhote	10	7	3
	Foreigner	6854	3876	2978
	Not stated	394	206	188
	Others	62	32	30
<b>Kapilbastu</b>				
	All Castes	682961	334687	348274
	Musalman	118839	57373	61466
	Tharu	75119	36577	38542
	Yadav	66796	33781	33015
	Brahman - Hill	49825	23758	26067
	Kurmi	42440	21322	21118
	Dusadh/Pasawan/Pasi	28495	14262	14233

## Annex 1: Population by caste/ethnicity and sex, NPHC 2021

Area	Caste/ethnicity	Population		
		Total	Male	Female
	Kshetri	27210	12849	14361
	Magar	24069	11092	12977
	Chamar/Harijan/Ram	23313	11649	11664
	Brahman - Tarai	17604	8942	8662
	Kahar	16344	8020	8324
	Kewat	15794	7977	7817
	Bishwokarma	12857	5859	6998
	Kori	12809	6462	6347
	Teli	12675	6393	6282
	Dhobi	9684	4786	4898
	Baniyan	9646	4918	4728
	Mallaha	7772	3756	4016
	Badhaee/Badhee	7587	3717	3870
	Baraee	7134	3602	3532
	Nuniya	7098	3530	3568
	Hajam/Thakur	6982	3501	3481
	Koiri/Kushwaha	6794	3475	3319
	Kumhar	6229	3071	3158
	Kalwar	5644	2835	2809
	Pariyar	5353	2496	2857
	Lohar	5154	2592	2562
	Rajbhar	4962	2499	2463
	Gaderi/Bhediyar	4449	2215	2234
	Kathabaniyan	4121	2086	2035
	Thakuri	3488	1656	1832
	Sanyasi/Dasnami	3290	1608	1682
	Dhunia	3124	1576	1548
	Lodh	3025	1510	1515
	Mijar	2567	1184	1383
	Oraon/Kudukh	2238	1144	1094
	Sonar	1884	893	991
	Newa: (Newar)	1717	862	855
	Khatik	1617	834	783
	Gurung	1613	734	879
	Mali	1315	673	642
	Kumal	1297	647	650
	Rajput	1280	636	644

## Annex 1: Population by caste/ethnicity and sex, NPHC 2021

Area	Caste/ethnicity	Population		
		Total	Male	Female
Kanu		1093	536	557
Kayastha		1064	533	531
Marwadi		762	396	366
Dhandi		711	376	335
Patharkatt/ Kushwadiya		664	320	344
Haluwai		480	257	223
Natuwa		428	211	217
Gaine		376	146	230
Tamang		362	215	147
Sunuwar		340	154	186
Sundi		284	138	146
Dhankar/ Dharikar		253	117	136
Gondh/Gond		236	120	116
Majhi		218	112	106
Gharti/Bhujel		204	90	114
Bote		143	74	69
Rai		125	65	60
Badi		93	46	47
Punjabi/Sikh		92	48	44
Chepang/Praja		80	36	44
Rajbansi		65	34	31
Bin		35	20	15
Chhantyal/Chhantel		35	13	22
Beldar		34	17	17
Khatwe		32	12	20
Bangali		32	16	16
Kalar		27	15	12
Yakthung/Limbu		24	15	9
Tatma/Tatwa		21	15	6
Danuwar		20	8	12
Lepcha		18	10	8
Rajdhob		18	8	10
Pahari		18	10	8
Thakali		17	10	7
Byasi/Sauka		12	5	7
Musahar		12	7	5
Chidimar		10	4	6

## Annex 1: Population by caste/ethnicity and sex, NPHC 2021

Area	Caste/ethnicity	Population		
		Total	Male	Female
	Phree	10	6	4
	Ranatharu	10	4	6
	Foreigner	3051	1007	2044
	Others	117	69	48
	Not stated	82	40	42
<b>Dang</b>				
	All Castes	674993	320573	354420
	Kshetri	179876	84009	95867
	Tharu	178381	86393	91988
	Magar	98061	45357	52704
	Brahman - Hill	63877	30697	33180
	Bishwokarma	46165	21367	24798
	Pariyar	19220	8920	10300
	Sanyasi/Dasnami	12759	5999	6760
	Mijar	11850	5502	6348
	Kumal	10126	4989	5137
	Yadav	9981	5221	4760
	Thakuri	9235	4348	4887
	Musalman	6461	3324	3137
	Brahman - Tarai	5473	2659	2814
	Newa: (Newar)	5220	2480	2740
	Gurung	2687	1260	1427
	Sunuwar	2491	1139	1352
	Baniyan	1129	578	551
	Sonar	1129	520	609
	Badi	1090	538	552
	Chamar/Harijan/Ram	954	479	475
	Gaine	797	368	429
	Bote	637	309	328
	Gharti/Bhujel	609	297	312
	Tamang	525	262	263
	Kathabaniyan	520	267	253
	Rai	342	171	171
	Kumhar	326	166	160
	Chhantyal/Chhantel	308	150	158
	Majhi	264	137	127



## Annex 1: Population by caste/ethnicity and sex, NPHC 2021

Area	Caste/ethnicity	Population		
		Total	Male	Female
Teli		249	137	112
Kalwar		180	95	85
Haluwai		143	76	67
Lohar		130	65	65
Hajam/Thakur		124	59	65
Kori		121	63	58
Yakthung/Limbu		107	48	59
Lodh		103	57	46
Kurmi		95	48	47
Rajbansi		92	54	38
Dusadh/Pasawan/Pasi		70	35	35
Bin		63	30	33
Mallaha		54	25	29
Sherpa		53	22	31
Thakali		51	24	27
Amat		45	23	22
Kusunda		44	17	27
Kahar		43	24	19
Tatma/Tatwa		39	18	21
Dhobi		38	23	15
Pun		35	19	16
Kanu		34	19	15
Dhanuk		32	19	13
Mali		29	15	14
Rajput		28	16	12
Byasi/Sauka		23	11	12
Kayastha		23	15	8
Marwadi		21	13	8
Rajdhob		21	9	12
Koiri/Kushwaha		20	9	11
Patharkatt/ Kushwadiya		19	8	11
Rajbhar		18	10	8
Bangali		17	9	8
Baraee		16	11	5
Kewat		14	6	8
Ghale		13	8	5
Chepang/Praja		13	7	6

## Annex 1: Population by caste/ethnicity and sex, NPHC 2021

Area	Caste/ethnicity	Population		
		Total	Male	Female
	Gaderi/Bhediyar	12	8	4
	Ranatharu	12	8	4
	Raji	12	4	8
	Punjabi/Sikh	11	6	5
	Sundi	10	8	2
	Khatwe	10	4	6
	Surel	10	3	7
	Kamar	10	4	6
	Foreigner	1830	1279	551
	Not stated	218	111	107
	Others	145	85	60
<b>Banke</b>				
	All Castes	603194	296745	306449
	Musalman	110333	55791	54542
	Kshetri	97070	46271	50799
	Tharu	82889	40300	42589
	Magar	34619	15895	18724
	Brahman - Hill	33026	16300	16726
	Bishwokarma	31006	14546	16460
	Yadav	26391	13769	12622
	Thakuri	26167	12373	13794
	Kurmi	15510	8014	7496
	Chamar/Harijan/Ram	13363	6915	6448
	Brahman - Tarai	10664	5420	5244
	Pariyar	8760	3969	4791
	Dhobi	7303	3699	3604
	Baniyan	6605	3437	3168
	Dusadh/Pasawan/Pasi	6491	3324	3167
	Khatik	6187	3162	3025
	Newa: (Newar)	5520	2663	2857
	Koiri/Kushwaha	5317	2766	2551
	Kori	5291	2782	2509
	Sanyasi/Dasnami	5026	2432	2594
	Teli	4795	2490	2305
	Gurung	4344	1992	2352
	Hajam/Thakur	3844	1973	1871

## Annex 1: Population by caste/ethnicity and sex, NPHC 2021

Area	Caste/ethnicity	Population		
		Total	Male	Female
	Nuniya	3745	1909	1836
	Kahar	3075	1638	1437
	Sonar	2884	1465	1419
	Gaderi/Bhediyar	2806	1472	1334
	Kanu	2671	1388	1283
	Mijar	2654	1243	1411
	Badhaee/Badhee	2613	1328	1285
	Kumhar	2219	1164	1055
	Kumal	2045	999	1046
	Gondh/Gond	1990	1034	956
	Kewat	1836	912	924
	Kalwar	1524	812	712
	Lohar	1513	764	749
	Kathabaniyan	1509	782	727
	Chidimar	1314	667	647
	Rajput	1100	571	529
	Haluwai	1096	561	535
	Tamang	996	478	518
	Punjabi/Sikh	880	470	410
	Baraee	873	460	413
	Lodh	703	367	336
	Patharkatt/ Kushwadiya	703	350	353
	Kayastha	698	356	342
	Sunuwar	689	314	375
	Badi	610	286	324
	Marwadi	604	325	279
	Mali	596	322	274
	Mallaha	587	298	289
	Rai	434	220	214
	Gaine	382	174	208
	Gharti/Bhujel	367	188	179
	Oraon/Kudukh	312	163	149
	Rajbansi	223	108	115
	Musahar	194	97	97
	Sherpa	183	90	93
	Majhi	173	83	90
	Tatma/Tatwa	156	80	76

## Annex 1: Population by caste/ethnicity and sex, NPHC 2021

Area	Caste/ethnicity	Population		
		Total	Male	Female
	Dom	155	82	73
	Chepang/Praja	124	61	63
	Yakthung/Limbu	74	30	44
	Halkhor	66	37	29
	Bote	65	30	35
	Thakali	65	31	34
	Raji	54	18	36
	Mugal/Mugum	53	33	20
	Dhanuk	36	20	16
	Bhote	30	15	15
	Ranatharu	29	17	12
	Meche	29	15	14
	Darai	27	16	11
	Santhal	27	13	14
	Pahari	25	13	12
	Dev	25	14	11
	Kalar	22	14	8
	Amat	21	9	12
	Dhankar/ Dharikar	20	8	12
	Chhantyal/Chhantel	19	10	9
	Bangali	19	11	8
	Khawas	18	9	9
	Dhimal	17	6	11
	Nurang	15	11	4
	Rajdhob	15	6	9
	Dhunia	15	8	7
	Khatwe	14	5	9
	Ghale	13	7	6
	Pun	12	6	6
	Bin	12	8	4
	Rauniyar	11	4	7
	Sundi	11	4	7
	Rajbhar	10	6	4
	Kamar	10	6	4
	Foreigner	3089	1209	1880
	Others	1254	625	629
	Not stated	215	107	108

## Annex 1: Population by caste/ethnicity and sex, NPHC 2021

Area	Caste/ethnicity	Population		
		Total	Male	Female
<b>Bardiya</b>				
	All Castes	459900	216766	243134
	Tharu	232990	110010	122980
	Kshetri	58722	26947	31775
	Brahman - Hill	32789	15374	17415
	Bishwokarma	28902	13013	15889
	Magar	13826	6374	7452
	Musalman	13330	6561	6769
	Thakuri	10577	4837	5740
	Yadav	9216	4732	4484
	Pariyar	8658	3939	4719
	Brahman - Tarai	4891	2353	2538
	Lodh	4562	2395	2167
	Chamar/Harijan/Ram	4191	2135	2056
	Kewat	3085	1530	1555
	Gurung	2903	1280	1623
	Mijar	2846	1309	1537
	Sanyasi/Dasnami	2362	1122	1240
	Mallaha	2222	1163	1059
	Newa: (Newar)	2164	1009	1155
	Gondh/Gond	1860	969	891
	Kurmi	1622	809	813
	Dusadh/Pasawan/Pasi	1616	834	782
	Dhobi	1216	608	608
	Khatik	993	484	509
	Tamang	971	465	506
	Raji	964	468	496
	Badi	912	422	490
	Baniyan	849	426	423
	Lohar	769	362	407
	Nuniya	672	345	327
	Teli	651	324	327
	Patharkatt/ Kushwadiya	634	327	307
	Sonar	587	298	289
	Hajam/Thakur	530	276	254
	Kumal	470	231	239
	Majhi	460	225	235

## Annex 1: Population by caste/ethnicity and sex, NPHC 2021

Area	Caste/ethnicity	Population		
		Total	Male	Female
Sunuwar		442	180	262
Haluwai		421	212	209
Musahar		413	204	209
Koiri/Kushwaha		407	225	182
Rajput		374	189	185
Gaine		328	150	178
Kathabaniyan		261	136	125
Kayastha		250	131	119
Gharti/Bhujel		213	91	122
Kori		192	101	91
Sundi		163	79	84
Kalwar		158	77	81
Rai		154	61	93
Rajbansi		129	61	68
Rajbhar		97	57	40
Kahar		90	44	46
Oraon/Kudukh		72	35	37
Darai		70	29	41
Ghale		63	30	33
Badhaee/Badhee		63	35	28
Chidimar		61	33	28
Kanu		58	27	31
Yakthung/Limbu		56	23	33
Gaderi/Bhediya		52	27	25
Byasi/Sauka		43	19	24
Bote		38	19	19
Marwadi		36	22	14
Chepang/Praja		35	16	19
Rajdhob		30	11	19
Kumhar		27	12	15
Kisan		27	13	14
Mali		26	8	18
Baraee		25	17	8
Dhanuk		25	11	14
Ranatharu		24	11	13
Bhote		21	8	13
Amat		17	3	14

## Annex 1: Population by caste/ethnicity and sex, NPHC 2021

Area	Caste/ethnicity	Population		
		Total	Male	Female
	Chhantyal/Chhantel	12	5	7
	Dhunia	11	7	4
	Sherpa	11	4	7
	Bin	10	3	7
	Foreigner	603	256	347
	Others	226	104	122
	Not stated	54	24	30
<b>Karnali</b>				
	All Castes	1688412	823761	864651
	Kshetri	711889	348669	363220
	Bishwokarma	273962	131980	141982
	Thakuri	177179	87233	89946
	Magar	176068	84901	91167
	Brahman - Hill	135617	66985	68632
	Pariyar	68465	32709	35756
	Mijar	47884	23104	24780
	Sanyasi/Dasnami	21882	10584	11298
	Gurung	12546	5958	6588
	Tharu	8773	4854	3919
	Bhote	6055	3060	2995
	Dolpo	5205	2507	2698
	Badi	4764	2286	2478
	Newa: (Newar)	4544	2258	2286
	Tamang	4348	2079	2269
	Byasi/Sauka	3890	1975	1915
	Sunuwar	3399	1610	1789
	Musalman	3203	1710	1493
	Kumal	2301	1089	1212
	Mugal/Mugum	1789	847	942
	Sonar	1749	853	896
	Majhi	1700	843	857
	Gharti/Bhujel	1694	804	890
	Raji	1502	755	747
	Karmarong	1465	630	835
	Gaine	831	399	432
	Rai	534	289	245

## Annex 1: Population by caste/ethnicity and sex, NPHC 2021

Area	Caste/ethnicity	Population		
		Total	Male	Female
	Brahman - Tarai	320	196	124
	Thami	286	138	148
	Hajam/Thakur	250	156	94
	Thakali	247	120	127
	Chhantyal/Chhantel	239	120	119
	Yakthung/Limbu	221	122	99
	Yadav	213	146	67
	Ghale	193	84	109
	Mallaha	189	98	91
	Bote	170	85	85
	Raute	147	68	79
	Kori	144	60	84
	Kathabaniyan	141	63	78
	Ranatharu	126	57	69
	Sherpa	116	62	54
	Rajbansi	99	54	45
	Teli	98	54	44
	Rajdhob	63	16	47
	Pun	62	32	30
	Mali	52	24	28
	Koiri/Kushwaha	52	33	19
	Dusadh/Pasawan/Pasi	51	19	32
	Kurmi	49	33	16
	Haluwai	46	18	28
	Gaderi/Bhediyar	43	20	23
	Tatma/Tatwa	38	17	21
	Musahar	35	17	18
	Dura	35	22	13
	Kanu	34	25	9
	Dhanuk	32	24	8
	Darai	31	18	13
	Pahari	30	10	20
	Kewat	29	14	15
	Gangai	29	13	16
	Badhaee/Badhee	28	19	9
	Khawas	26	13	13
	Dhimal	25	12	13



## Annex 1: Population by caste/ethnicity and sex, NPHC 2021

Area	Caste/ethnicity	Population		
		Total	Male	Female
	Loharung	25	9	16
	H yolmo/Yholmopa	24	12	12
	Nuniya	23	15	8
	Baniyan	21	10	11
	Khatwe	19	7	12
	Kamar	19	5	14
	Dhobi	18	11	7
	Oraon/Kudukh	17	9	8
	Kalwar	17	10	7
	Jirel	17	11	6
	Kalar	16	5	11
	Danuwar	14	12	2
	Dhunia	13	6	7
	Dev	12	6	6
	Chamling	11	9	2
	Santhal	11	4	7
	Foreigner	713	460	253
	Others	152	83	69
	Not stated	43	24	19
<b>Dolpa</b>				
	All Castes	42774	21371	21403
	Kshetri	20274	10192	10082
	Magar	5185	2501	2684
	Dolpo	5133	2470	2663
	Bishwokarma	3999	2015	1984
	Gurung	2554	1239	1315
	Thakuri	2462	1241	1221
	Mijar	1231	622	609
	Pariyar	670	348	322
	Brahman - Hill	453	270	183
	Tamang	263	150	113
	Bhote	127	61	66
	Newa: (Newar)	69	40	29
	Sunuwar	67	36	31
	Tharu	43	37	6
	Ghale	42	21	21

## Annex 1: Population by caste/ethnicity and sex, NPHC 2021

Area	Caste/ethnicity	Population		
		Total	Male	Female
	Thakali	32	14	18
	Musalman	27	20	7
	Gharti/Bhujel	14	6	8
	Sonar	14	7	7
	Rai	13	9	4
	Yadav	12	10	2
	Kathabaniyan	11	7	4
	Others	79	55	24
<b>Mugu</b>				
	All Castes	64549	32381	32168
	Kshetri	32621	16519	16102
	Thakuri	9356	4718	4638
	Bishwokarma	9308	4694	4614
	Pariyar	3474	1707	1767
	Brahman - Hill	2982	1509	1473
	Mugal/Mugum	1643	786	857
	Mijar	1590	789	801
	Karmarong	1441	621	820
	Tamang	1133	500	633
	Kumal	243	109	134
	Sanyasi/Dasnami	218	112	106
	Mallaha	159	82	77
	Bhote	114	39	75
	Magar	68	58	10
	Tharu	32	26	6
	Gurung	24	13	11
	Sunuwar	18	11	7
	Kori	18	8	10
	Newa: (Newar)	14	14	0
	Musalman	13	8	5
	Sonar	12	7	5
	Rai	11	9	2
	Others	57	42	15
<b>Humla</b>				
	All Castes	55394	27886	27508
	Kshetri	20258	10154	10104

## Annex 1: Population by caste/ethnicity and sex, NPHC 2021

Area	Caste/ethnicity	Population		
		Total	Male	Female
	Thakuri	10199	5015	5184
	Bishwokarma	5516	2786	2730
	Bhote	4674	2429	2245
	Byasi/Sauka	3864	1963	1901
	Brahman - Hill	3538	1758	1780
	Pariyar	2313	1144	1169
	Tamang	1514	719	795
	Mijar	1461	746	715
	Magar	651	372	279
	Gurung	512	272	240
	Sonar	298	162	136
	Sunuwar	143	69	74
	Thami	103	48	55
	Dolpo	71	37	34
	Chhantyal/Chhantel	50	31	19
	Tharu	41	40	1
	Rai	23	19	4
	H yolmo/Yholmopa	23	12	11
	Newa: (Newar)	16	16	0
	Yadav	14	12	2
	Jirel	14	10	4
	Kori	14	8	6
	Sanyasi/Dasnami	13	13	0
	Sherpa	11	7	4
	Yakthung/Limbu	11	10	1
	Dhunia	10	5	5
	Others	39	29	10
<b>Jumla</b>				
	All Castes	118349	59228	59121
	Kshetri	71294	35748	35546
	Brahman - Hill	11673	5798	5875
	Thakuri	9438	4808	4630
	Mijar	9059	4535	4524
	Bishwokarma	8886	4337	4549
	Pariyar	3133	1545	1588
	Sanyasi/Dasnami	1102	553	549

## Annex 1: Population by caste/ethnicity and sex, NPHC 2021

Area	Caste/ethnicity	Population		
		Total	Male	Female
Bhote		777	355	422
Tamang		641	278	363
Gharti/Bhujel		442	219	223
Sonar		284	140	144
Newa: (Newar)		249	134	115
Magar		222	149	73
Gurung		190	79	111
Thami		160	79	81
Sunuwar		158	79	79
Mugal/Mugum		146	61	85
Tharu		89	79	10
Musalman		68	47	21
Thakali		52	27	25
Yadav		27	21	6
Brahman - Tarai		27	14	13
Hajam/Thakur		19	17	2
Karmarong		17	7	10
Yakthung/Limbu		17	9	8
Rai		17	13	4
Kurmi		13	8	5
Teli		12	7	5
Kathabaniyan		10	5	5
Others		84	52	32
Foreigner		43	25	18
<b>Kalikot</b>				
All Castes		145292	72245	73047
Kshetri		43017	21542	21475
Thakuri		35560	17742	17818
Bishwokarma		27224	13437	13787
Brahman - Hill		22087	10866	11221
Pariyar		8145	3968	4177
Mijar		5687	2867	2820
Sanyasi/Dasnami		1316	662	654
Kumal		837	405	432
Magar		638	340	298
Sunuwar		192	84	108

## Annex 1: Population by caste/ethnicity and sex, NPHC 2021

Area	Caste/ethnicity	Population		
		Total	Male	Female
	Gharti/Bhujel	133	57	76
	Tharu	92	77	15
	Bhote	68	33	35
	Kori	47	25	22
	Gaderi/Bhediya	40	18	22
	Sonar	29	17	12
	Gurung	27	13	14
	Newa: (Newar)	26	20	6
	Badi	20	7	13
	Brahman - Tarai	17	16	1
	Kathabaniyan	12	7	5
	Others	78	42	36
<b>Dailekh</b>				
	All Castes	252313	120774	131539
	Kshetri	89077	42917	46160
	Bishwokarma	49546	23435	26111
	Thakuri	34775	16812	17963
	Brahman - Hill	24325	11810	12515
	Magar	22896	11139	11757
	Pariyar	12851	5996	6855
	Mijar	7651	3311	4340
	Sanyasi/Dasnami	3060	1425	1635
	Gurung	3025	1405	1620
	Majhi	1390	686	704
	Newa: (Newar)	704	339	365
	Badi	525	255	270
	Musalman	473	222	251
	Sunuwar	437	199	238
	Kumal	310	143	167
	Sonar	294	145	149
	Tamang	290	152	138
	Tharu	102	68	34
	Gharti/Bhujel	78	48	30
	Gaine	77	37	40
	Kathabaniyan	52	20	32
	Rai	41	30	11

## Annex 1: Population by caste/ethnicity and sex, NPHC 2021

Area	Caste/ethnicity	Population		
		Total	Male	Female
	Hajam/Thakur	31	18	13
	Yakthung/Limbu	24	17	7
	Khawas	23	12	11
	Thakali	21	11	10
	Teli	20	9	11
	Musahar	17	8	9
	Mallaha	17	9	8
	Yadav	16	7	9
	Brahman - Tarai	14	10	4
	Mali	11	5	6
	Rajdhob	10	4	6
	Others	115	56	59
	Foreigner	15	14	1
<b>Jajarkot</b>				
	All Castes	189360	94063	95297
	Kshetri	74395	37048	37347
	Bishwokarma	42826	21089	21737
	Thakuri	30764	15222	15542
	Magar	16937	8529	8408
	Brahman - Hill	8517	4267	4250
	Pariyar	7439	3619	3820
	Mijar	3924	1965	1959
	Sanyasi/Dasnami	2050	1013	1037
	Badi	1069	532	537
	Newa: (Newar)	227	117	110
	Sunuwar	174	80	94
	Tharu	155	139	16
	Sonar	154	67	87
	Gurung	140	77	63
	Gaine	124	63	61
	Musalman	67	41	26
	Gharti/Bhujel	53	20	33
	Tamang	37	23	14
	Hajam/Thakur	21	9	12
	Dhimal	20	7	13
	Thakali	20	10	10

## Annex 1: Population by caste/ethnicity and sex, NPHC 2021

Area	Caste/ethnicity	Population		
		Total	Male	Female
	Rajdhob	16	3	13
	Majhi	16	9	7
	Rai	15	9	6
	Kori	13	5	8
	Yakthung/Limbu	12	7	5
	Kumal	12	7	5
	Brahman - Tarai	11	10	1
	Rajbansi	11	8	3
	Ranatharu	10	3	7
	Others	131	65	66
<b>Rukum (West)</b>				
	All Castes	166740	81091	85649
	Kshetri	88553	43027	45526
	Bishwokarma	24633	11991	12642
	Magar	22971	11128	11843
	Thakuri	9860	4726	5134
	Brahman - Hill	6212	3098	3114
	Pariyar	6102	2903	3199
	Mijar	3544	1764	1780
	Sanyasi/Dasnami	1774	839	935
	Sunuwar	661	323	338
	Badi	597	294	303
	Gurung	437	208	229
	Kumal	343	156	187
	Newa: (Newar)	177	106	71
	Tharu	154	130	24
	Gharti/Bhujel	140	71	69
	Ranatharu	99	44	55
	Musalman	92	63	29
	Gaine	57	27	30
	Sonar	57	30	27
	Tamang	50	39	11
	Pun	25	12	13
	Thakali	23	13	10
	Rai	19	11	8
	Yadav	11	7	4

## Annex 1: Population by caste/ethnicity and sex, NPHC 2021

Area	Caste/ethnicity	Population		
		Total	Male	Female
	Yakthung/Limbu	11	3	8
	Brahman - Tarai	11	7	4
	Others	112	58	54
	Foreigner	15	13	2
<b>Salyan</b>				
	All Castes	238515	114982	123533
	Kshetri	140614	67684	72930
	Magar	34809	16813	17996
	Bishwokarma	26795	12816	13979
	Thakuri	7977	3932	4045
	Sanyasi/Dasnami	7515	3623	3892
	Pariyar	6492	3104	3388
	Brahman - Hill	5094	2605	2489
	Mijar	4477	2126	2351
	Newa: (Newar)	1177	541	636
	Sunuwar	679	319	360
	Badi	639	296	343
	Gharti/Bhujel	309	140	169
	Kumal	287	142	145
	Musalman	264	131	133
	Gurung	240	112	128
	Sonar	201	95	106
	Tharu	182	123	59
	Raute	147	68	79
	Rai	132	60	72
	Gaine	66	31	35
	Rajbansi	41	21	20
	Tamang	40	27	13
	Dura	30	18	12
	Pun	29	14	15
	Yakthung/Limbu	26	12	14
	Hajam/Thakur	20	9	11
	Yadav	20	12	8
	Teli	20	11	9
	Brahman - Tarai	19	12	7
	Kanu	11	9	2



## Annex 1: Population by caste/ethnicity and sex, NPHC 2021

Area	Caste/ethnicity	Population		
		Total	Male	Female
	Others	112	39	73
	Foreigner	51	37	14
<b>Surkhet</b>				
	All Castes	415126	199740	215386
	Kshetri	131786	63838	67948
	Bishwokarma	75229	35380	39849
	Magar	71691	33872	37819
	Brahman - Hill	50736	25004	25732
	Thakuri	26788	13017	13771
	Pariyar	17846	8375	9471
	Mijar	9260	4379	4881
	Tharu	7883	4135	3748
	Gurung	5397	2540	2857
	Sanyasi/Dasnami	4827	2337	2490
	Musalman	2191	1172	1019
	Badi	1912	900	1012
	Newa: (Newar)	1885	931	954
	Raji	1486	747	739
	Sunuwar	870	410	460
	Gharti/Bhujel	519	238	281
	Gaine	507	241	266
	Sonar	406	183	223
	Tamang	373	186	187
	Bhote	291	141	150
	Majhi	271	131	140
	Kumal	257	120	137
	Rai	255	123	132
	Brahman - Tarai	208	115	93
	Chhantyal/Chhantel	179	83	96
	Bote	157	79	78
	Hajam/Thakur	147	97	50
	Ghale	140	57	83
	Yakthung/Limbu	103	53	50
	Yadav	98	65	33
	Thakali	89	41	48
	Sherpa	70	29	41

## Annex 1: Population by caste/ethnicity and sex, NPHC 2021

Area	Caste/ethnicity	Population		
		Total	Male	Female
	Kathabaniyan	43	17	26
	Rajbansi	35	17	18
	Teli	34	23	11
	Rajdhob	28	7	21
	Kori	28	6	22
	Mali	28	15	13
	Haluwai	27	12	15
	Darai	26	14	12
	Byasi/Sauka	24	10	14
	Koiri/Kushwaha	24	18	6
	Kanu	21	14	7
	Dusadh/Pasawan/Pasi	20	10	10
	Gangai	20	10	10
	Badhaee/Badhee	20	14	6
	Kurmi	18	13	5
	Kewat	16	8	8
	Tatma/Tatwa	16	8	8
	Nuniya	16	11	5
	Thami	15	5	10
	Baniyan	14	7	7
	Dhobi	13	9	4
	Khatwe	12	5	7
	Musahar	10	6	4
	Foreigner	561	354	207
	Others	164	87	77
	Not stated	36	21	15
<b>Sudurpaschim</b>				
	All Castes	2694783	1272786	1421997
	Kshetri	1124955	527430	597525
	Tharu	397822	193837	203985
	Brahman - Hill	341972	162822	179150
	Bishwokarma	291366	133685	157681
	Thakuri	131298	61952	69346
	Pariyar	101249	46203	55046
	Ranatharu	82299	40427	41872
	Mijar	75793	34502	41291

## Annex 1: Population by caste/ethnicity and sex, NPHC 2021

Area	Caste/ethnicity	Population		
		Total	Male	Female
	Magar	52797	25679	27118
	Sanyasi/Dasnami	23419	10921	12498
	Lohar	12286	5557	6729
	Tamang	9781	4654	5127
	Newa: (Newar)	4549	2297	2252
	Gurung	4279	1985	2294
	Musalman	3942	2002	1940
	Sonar	3466	1636	1830
	Badi	2580	1192	1388
	Raji	2521	1197	1324
	Kumal	2314	1086	1228
	Brahman - Tarai	1852	903	949
	Sunuwar	1752	846	906
	Bhote	1460	710	750
	Majhi	1384	663	721
	Byasi/Sauka	1322	634	688
	Nuniya	1293	670	623
	Yadav	997	563	434
	Gharti/Bhujel	971	435	536
	Rai	917	471	446
	Dhanuk	777	387	390
	Hajam/Thakur	440	252	188
	Raute	419	221	198
	Yakthung/Limbu	412	206	206
	Rajbansi	408	191	217
	Teli	372	175	197
	Mali	338	158	180
	Baniyan	305	162	143
	Chamar/Harijan/Ram	299	145	154
	Marwadi	285	151	134
	Oraon/Kudukh	245	126	119
	Bote	225	118	107
	Kayastha	215	116	99
	Pahari	205	103	102
	Kathabaniyan	187	94	93
	Dhobi	176	93	83
	Sherpa	127	66	61

## Annex 1: Population by caste/ethnicity and sex, NPHC 2021

Area	Caste/ethnicity	Population		
		Total	Male	Female
Rajput		122	74	48
Thakali		115	56	59
Koiri/Kushwaha		113	60	53
Sundi		108	56	52
Haluwai		100	54	46
Kurmi		95	54	41
Mallaha		90	47	43
Badhaee/Badhee		89	41	48
Dusadh/Pasawan/Pasi		76	38	38
Tatma/Tatwa		71	31	40
Kalwar		62	34	28
Kori		59	32	27
Kewat		59	33	26
Baraee		46	26	20
Lodh		44	19	25
Bhumihar		41	26	15
Gaine		39	17	22
Dev		38	20	18
Thami		35	19	16
Bangali		34	20	14
Bin		33	12	21
Ghale		32	18	14
Khatwe		31	13	18
Rajdhob		29	10	19
Kanu		28	16	12
Chhantyal/Chhantel		27	8	19
Khawas		25	14	11
Darai		24	13	11
Gaderi/Bhediyar		21	12	9
Kahar		20	11	9
Dura		20	9	11
Chamling		19	11	8
Dhunia		19	10	9
Chepang/Praja		16	6	10
Santhal		16	7	9
Danuwar		13	9	4
Punjabi/Sikh		13	6	7

## Annex 1: Population by caste/ethnicity and sex, NPHC 2021

Area	Caste/ethnicity	Population		
		Total	Male	Female
	Yakkha	10	4	6
	Musahar	10	6	4
	Rajbhar	10	6	4
	Foreigner	6456	3890	2566
	Others	264	126	138
	Not stated	140	89	51
<b>Bajura</b>				
	All Castes	138523	67070	71453
	Kshetri	82357	40117	42240
	Bishwokarma	22457	10769	11688
	Brahman - Hill	8335	3977	4358
	Thakuri	7598	3703	3895
	Pariyar	6908	3237	3671
	Mijar	6394	3043	3351
	Sanyasi/Dasnami	1995	961	1034
	Bhote	1215	588	627
	Kumal	425	192	233
	Gurung	231	109	122
	Musalman	120	54	66
	Sunuwar	96	45	51
	Tharu	86	75	11
	Magar	57	47	10
	Tamang	31	21	10
	Newa: (Newar)	26	19	7
	Mallaha	26	14	12
	Sonar	25	15	10
	Gharti/Bhujel	18	8	10
	Baniyan	17	10	7
	Brahman - Tarai	16	9	7
	Rai	13	9	4
	Others	77	48	29
<b>Bajhang</b>				
	All Castes	189085	88470	100615
	Kshetri	130473	61251	69222
	Bishwokarma	19821	9290	10531

## Annex 1: Population by caste/ethnicity and sex, NPHC 2021

Area	Caste/ethnicity	Population		
		Total	Male	Female
	Brahman - Hill	17099	7779	9320
	Thakuri	9046	4284	4762
	Mijar	4919	2226	2693
	Pariyar	4411	2045	2366
	Sanyasi/Dasnami	2052	926	1126
	Tamang	220	98	122
	Badi	149	76	73
	Tharu	125	97	28
	Newa: (Newar)	114	61	53
	Gharti/Bhujel	93	43	50
	Gurung	87	42	45
	Bhote	79	38	41
	Magar	71	35	36
	Sunuwar	52	29	23
	Yadav	40	20	20
	Sonar	38	23	15
	Pahari	36	19	17
	Sherpa	30	14	16
	Hajam/Thakur	17	12	5
	Rai	16	7	9
	Dhobi	13	5	8
	Others	72	44	28
	Foreigner	12	6	6
<b>Darchula</b>				
	All Castes	133310	64424	68886
	Kshetri	87036	41942	45094
	Brahman - Hill	20091	9741	10350
	Bishwokarma	13696	6584	7112
	Thakuri	5575	2636	2939
	Pariyar	2175	1092	1083
	Byasi/Sauka	1264	601	663
	Sanyasi/Dasnami	1260	582	678
	Mijar	1244	612	632
	Magar	230	124	106
	Badi	215	98	117
	Tharu	188	172	16

## Annex 1: Population by caste/ethnicity and sex, NPHC 2021

Area	Caste/ethnicity	Population		
		Total	Male	Female
	Tamang	52	33	19
	Newa: (Newar)	37	29	8
	Gurung	30	18	12
	Dhanuk	22	12	10
	Gharti/Bhujel	19	8	11
	Brahman - Tarai	16	15	1
	Ranatharu	15	13	2
	Sonar	14	9	5
	Rai	14	12	2
	Koiri/Kushwaha	12	5	7
	Others	60	46	14
	Foreigner	45	40	5
<b>Baitadi</b>				
	All Castes	242157	113864	128293
	Kshetri	128282	60477	67805
	Brahman - Hill	40665	18985	21680
	Bishwokarma	35146	16507	18639
	Thakuri	16561	7623	8938
	Mijar	10430	4977	5453
	Pariyar	7003	3315	3688
	Sanyasi/Dasnami	3446	1603	1843
	Magar	126	79	47
	Kumal	108	54	54
	Tharu	71	58	13
	Ranatharu	52	26	26
	Tamang	34	19	15
	Gurung	30	17	13
	Badi	28	13	15
	Brahman - Tarai	28	15	13
	Yakthung/Limbu	26	15	11
	Rai	23	16	7
	Sonar	17	9	8
	Gharti/Bhujel	11	7	4
	Newa: (Newar)	10	8	2
	Foreigner	33	21	12
	Others	27	20	7

## Annex 1: Population by caste/ethnicity and sex, NPHC 2021

Area	Caste/ethnicity	Population		
		Total	Male	Female
<b>Dadeldhura</b>				
	All Castes	139602	65893	73709
	Kshetri	74938	35145	39793
	Brahman - Hill	19864	9712	10152
	Bishwokarma	17173	7913	9260
	Mijar	9374	4237	5137
	Magar	5153	2536	2617
	Pariyar	5031	2352	2679
	Thakuri	3710	1701	2009
	Sanyasi/Dasnami	2029	978	1051
	Raute	419	221	198
	Mali	237	112	125
	Gurung	230	130	100
	Newa: (Newar)	200	113	87
	Tharu	199	142	57
	Sonar	102	50	52
	Ranatharu	91	50	41
	Tamang	83	55	28
	Yakthung/Limbu	69	38	31
	Sunuwar	68	40	28
	Brahman - Tarai	48	21	27
	Rai	45	32	13
	Dhanuk	43	23	20
	Musalman	31	19	12
	Sundi	28	13	15
	Kurmi	28	12	16
	Kumal	27	20	7
	Pahari	24	15	9
	Khawas	23	13	10
	Raji	23	11	12
	Sherpa	21	10	11
	Hajam/Thakur	21	13	8
	Chhantyal/Chhantel	20	6	14
	Byasi/Sauka	20	9	11
	Badi	19	11	8
	Majhi	19	12	7
	Yadav	19	13	6



## Annex 1: Population by caste/ethnicity and sex, NPHC 2021

Area	Caste/ethnicity	Population		
		Total	Male	Female
	Teli	17	10	7
	Tatma/Tatwa	16	6	10
	Gharti/Bhujel	11	8	3
	Kathabaniyan	11	5	6
	Others	60	46	14
	Foreigner	58	40	18
<b>Doti</b>				
	All Castes	204831	93604	111227
	Kshetri	122759	55800	66959
	Bishwokarma	23909	10622	13287
	Pariyar	14473	6378	8095
	Brahman - Hill	13830	6508	7322
	Mijar	11005	4880	6125
	Magar	7275	3708	3567
	Thakuri	7170	3386	3784
	Sanyasi/Dasnami	669	345	324
	Newa: (Newar)	593	307	286
	Majhi	457	219	238
	Tharu	320	226	94
	Kumal	309	125	184
	Sonar	299	151	148
	Gharti/Bhujel	259	116	143
	Tamang	215	134	81
	Gurung	207	96	111
	Badi	202	91	111
	Dhanuk	130	66	64
	Sunuwar	83	44	39
	Bhote	76	37	39
	Rai	75	39	36
	Brahman - Tarai	71	36	35
	Yadav	54	36	18
	Yakthung/Limbu	40	21	19
	Hajam/Thakur	36	24	12
	Kori	25	14	11
	Dhobi	20	11	9
	Ranatharu	16	12	4

## Annex 1: Population by caste/ethnicity and sex, NPHC 2021

Area	Caste/ethnicity	Population		
		Total	Male	Female
	Sherpa	16	9	7
	Rajput	10	4	6
	Foreigner	150	112	38
	Others	78	47	31
<b>Achham</b>				
	All Castes	228852	105319	123533
	Kshetri	124921	57559	67362
	Bishwokarma	39673	18008	21665
	Brahman - Hill	21968	10067	11901
	Pariyar	19242	8777	10465
	Thakuri	12115	5719	6396
	Mijar	6733	2995	3738
	Magar	1681	854	827
	Sanyasi/Dasnami	486	234	252
	Majhi	360	173	187
	Sonar	296	131	165
	Tharu	235	179	56
	Musalman	209	109	100
	Gharti/Bhujel	204	82	122
	Sunuwar	109	55	54
	Tamang	67	41	26
	Newa: (Newar)	53	32	21
	Badi	49	19	30
	Yakthung/Limbu	49	22	27
	Rai	47	31	16
	Kumal	43	23	20
	Teli	30	10	20
	Ranatharu	23	15	8
	Yadav	21	14	7
	Gurung	17	11	6
	Kalwar	12	9	3
	Hajam/Thakur	11	8	3
	Foreigner	128	103	25
	Others	70	39	31

Annex 1: Population by caste/ethnicity and sex, NPHC 2021

Area	Caste/ethnicity	Population		
		Total	Male	Female
<b>Kailali</b>				
	All Castes	904666	433456	471210
	Tharu	325670	158354	167316
	Kshetri	215577	102355	113222
	Brahman - Hill	117030	56521	60509
	Bishwokarma	79297	35979	43318
	Thakuri	41453	19838	21615
	Magar	31240	15156	16084
	Pariyar	25724	11600	14124
	Ranatharu	21816	10894	10922
	Mijar	13448	6015	7433
	Sanyasi/Dasnami	3821	1813	2008
	Musalman	3416	1727	1689
	Newa: (Newar)	2504	1239	1265
	Raji	2375	1127	1248
	Tamang	2280	1078	1202
	Sonar	1485	703	782
	Badi	1452	661	791
	Gurung	1435	661	774
	Nuniya	1282	665	617
	Brahman - Tarai	1157	562	595
	Kumal	1055	521	534
	Sunuwar	965	451	514
	Yadav	761	411	350
	Rai	513	236	277
	Chamar/Harijan/Ram	286	140	146
	Rajbansi	279	126	153
	Majhi	265	132	133
	Teli	263	129	134
	Baniyan	258	136	122
	Marwadi	246	130	116
	Hajam/Thakur	239	133	106
	Gharti/Bhujel	182	83	99
	Kayastha	168	90	78
	Dhanuk	149	83	66
	Yakthung/Limbu	144	69	75
	Bote	125	66	59

## Annex 1: Population by caste/ethnicity and sex, NPHC 2021

Area	Caste/ethnicity	Population		
		Total	Male	Female
Dhobi		120	64	56
Kathabaniyan		114	59	55
Haluwai		98	53	45
Rajput		91	55	36
Thakali		90	43	47
Badhaee/Badhee		84	39	45
Pahari		73	35	38
Sundi		71	38	33
Mali		66	30	36
Dusadh/Pasawan/Pasi		64	33	31
Bhote		59	33	26
Mallaha		58	30	28
Kurmi		51	32	19
Tatma/Tatwa		48	22	26
Kalwar		42	20	22
Lodh		42	18	24
Bhumihar		38	24	14
Koiri/Kushwaha		36	17	19
Oraon/Kudukh		31	11	20
Kewat		31	18	13
Sherpa		30	15	15
Khatwe		26	10	16
Byasi/Sauka		25	14	11
Bin		22	7	15
Rajdhob		20	6	14
Kanu		19	9	10
Baraee		18	10	8
Chamling		17	9	8
Gaine		17	7	10
Dev		13	7	6
Chepang/Praja		12	4	8
Thami		12	4	8
Santhal		11	5	6
Punjabi/Sikh		11	5	6
Ghale		11	7	4
Dhunia		10	5	5
Foreigner		4459	2638	1821

## Annex 1: Population by caste/ethnicity and sex, NPHC 2021

Area	Caste/ethnicity	Population		
		Total	Male	Female
	Others	166	78	88
	Not stated	100	58	42
<b>Kanchanpur</b>				
	All Castes	513757	240686	273071
	Kshetri	158612	72784	85828
	Brahman - Hill	83090	39532	43558
	Tharu	70928	34534	36394
	Ranatharu	60277	29412	30865
	Bishwokarma	40194	18013	22181
	Thakuri	28070	13062	15008
	Pariyar	16282	7407	8875
	Lohar	12286	5557	6729
	Mijar	12246	5517	6729
	Sanyasi/Dasnami	7661	3479	4182
	Magar	6964	3140	3824
	Tamang	6799	3175	3624
	Gurung	2012	901	1111
	Sonar	1190	545	645
	Newa: (Newar)	1012	489	523
	Brahman - Tarai	501	235	266
	Badi	458	219	239
	Dhanuk	432	202	230
	Sunuwar	369	176	193
	Kumal	341	146	195
	Majhi	281	125	156
	Oraon/Kudukh	208	110	98
	Gharti/Bhujel	174	80	94
	Rai	171	89	82
	Musalman	152	81	71
	Rajbansi	117	57	60
	Raji	113	52	61
	Hajam/Thakur	111	58	53
	Bote	91	45	46
	Yadav	90	58	32
	Yakthung/Limbu	81	38	43
	Pahari	69	33	36

Annex 1: Population by caste/ethnicity and sex, NPHC 2021

Area	Caste/ethnicity	Population		
		Total	Male	Female
	Koiri/Kushwaha	61	34	27
	Kathabaniyan	51	23	28
	Teli	50	19	31
	Marwadi	39	21	18
	Mali	34	16	18
	Kayastha	33	17	16
	Bangali	33	19	14
	Baraee	27	15	12
	Baniyan	25	12	13
	Dev	24	12	12
	Kewat	24	12	12
	Thami	22	14	8
	Dhobi	20	10	10
	Sherpa	20	10	10
	Gaderi/Bhediyar	18	10	8
	Thakali	17	8	9
	Rajput	16	11	5
	Ghale	16	6	10
	Darai	14	7	7
	Gaine	13	5	8
	Chamar/Harijan/Ram	13	5	8
	Kurmi	11	7	4
	Nuniya	11	5	6
	Bhote	11	4	7
	Kori	11	6	5
	Bin	10	4	6
	Foreigner	1568	928	640
	Others	149	69	80
	Not stated	34	26	8

## Annex 2: Population by mother tongue and sex, NPHC 2021

Area	Mother Tongue	Population		
		Total	Male	Female
<b>Nepal</b>				
	All MTongues	29164578	14253551	14911027
	Nepali	13084457	6337538	6746919
	Maithili	3222389	1632669	1589720
	Bhojpuri	1820795	950296	870499
	Tharu	1714091	832470	881621
	Tamang	1423075	695486	727589
	Bajjika	1133764	570380	563384
	Avadhi	864276	430498	433778
	Nepalbhasha (Newari)	863380	424296	439084
	Magar Dhut	810315	381586	428729
	Doteli	494864	228905	265959
	Urdu	413785	200738	213047
	Yakthung/Limbu	350436	169889	180547
	Gurung	328074	153388	174686
	Magahi	230117	109155	120962
	Baitadeli	152666	60575	92091
	Rai	144512	68357	76155
	Achhami	141444	54163	87281
	Bantawa	138003	67300	70703
	Rajbanshi	130163	63168	66995
	Sherpa	117896	58314	59582
	Khash	117511	58429	59082
	Bajhang	99631	40506	59125
	Hindi	98399	57244	41155
	Magar Kham	91753	43884	47869
	Chamling	89037	43512	45525
	Ranatharu	77766	38088	39678
	Chepang	58392	29652	28740
	Bajureli	56486	21824	34662
	Santhali	53677	26094	27583
	Danuwar	49992	23984	26008
	Darchuleli	45649	16854	28795
	Oraon/Kudukh	38873	18511	20362
	Kulung	37912	18713	19199
	Angika	35952	17911	18041
	Majhi	32917	16114	16803

## Annex 2: Population by mother tongue and sex, NPHC 2021

Area	Mother Tongue	Population		
		Total	Male	Female
Sunuwar		32708	16182	16526
Thami		26805	13034	13771
Ganagai		26281	12502	13779
Thulung		24405	12139	12266
Bangla		23774	14008	9766
Ghale		23049	11225	11824
Sampang		21597	10503	11094
Marwadi		21333	11074	10259
Dadeldhuri		21300	6860	14440
Dhimal		20583	9758	10825
Tajpuriya		20349	9619	10730
Kumal		18435	8869	9566
Khaling		16514	8274	8240
Musalman		16252	6974	9278
Wambule		15285	7494	7791
Bahing/Bayung		14449	7099	7350
Yakkha		14241	6946	7295
Sanskrit		13906	8179	5727
Bhujel		13086	6424	6662
Bhote		12895	6622	6273
Darai		12156	5866	6290
Yamphu/Yamphe		10744	5354	5390
Nachhiring		9906	4927	4979
H yolmo/Yholmo		9658	4865	4793
Dumi		8638	4265	4373
Jumli		8338	3169	5169
Bote		7687	3792	3895
Mewahang		7428	3730	3698
Puma		6763	3300	3463
Pahari		5946	3047	2899
Athpahariya		5580	2651	2929
Dungmali		5403	2655	2748
Jirel		5167	2531	2636
Tibetan		5053	2406	2647
Dailekhi		4989	1677	3312
Chum/Nubri		4284	2071	2213
Chhantyal		4282	2052	2230



## Annex 2: Population by mother tongue and sex, NPHC 2021

Area	Mother Tongue	Population		
		Total	Male	Female
Raji		4247	2054	2193
Thakali		4220	2053	2167
Meche		4203	1975	2228
Koyee		4152	2084	2068
Lohorung		3884	1876	2008
Kewarat		3469	1630	1839
Dolpali		3244	1393	1851
Done		3100	1461	1639
Mugali		2834	1329	1505
Jero/Jerung		2817	1380	1437
Karmarong		2619	1213	1406
Chhintang		2564	1327	1237
Lhopa		2348	1127	1221
Lapcha		2240	1147	1093
Munda/Mudiyari		2107	1012	1095
Manange		2022	937	1085
Chhiling		2011	992	1019
Dura		1991	930	1061
Tilung		1969	1017	952
Sign Language		1784	936	848
Byansi		1706	838	868
Balkura/Baram		1539	725	814
Barangunwa		1536	732	804
Sadri		1347	669	678
English		1323	702	621
Magar Kaike		1225	577	648
Sonaha		1182	587	595
Hayu/Vayu		1133	540	593
Kisan		1004	471	533
Punjabi		871	496	375
Dhuleli		786	402	384
Khamchi(Raute)		741	375	366
Lungkhim		702	362	340
Lowa		624	320	304
Kagate		611	330	281
Waling/Walung		545	271	274
Nar-Phu		428	193	235

## Annex 2: Population by mother tongue and sex, NPHC 2021

Area	Mother Tongue	Population		
		Total	Male	Female
	Lhomi	413	200	213
	Tichhurong Poike	410	187	223
	Kurmali	397	203	194
	Koche	332	166	166
	Sindhi	291	142	149
	Phangduwali	247	142	105
	Belhare	177	84	93
	Surel	174	89	85
	Malpande	161	79	82
	Khariya	132	63	69
	Sadhani	122	66	56
	Hariyanwi	114	63	51
	Sam	106	62	44
	Bankariya	86	45	41
	Kusunda	23	11	12
	Others	4201	2670	1531
	Not stated	346	182	164
<b>Koshi</b>				
	All MTongues	4961412	2417328	2544084
	Nepali	2246027	1082802	1163225
	Maithili	579347	293786	285561
	Yakthung/Limbu	332512	161113	171399
	Tharu	218534	105226	113308
	Tamang	175445	85131	90314
	Magar Dhut	143117	69022	74095
	Bantawa	133745	65275	68470
	Rajbanshi	128189	62113	66076
	Urdu	114994	56624	58370
	Rai	91746	43172	48574
	Chamling	82640	40407	42233
	Sherpa	65399	32473	32926
	Nepalbhasha (Newari)	62741	30390	32351
	Santhali	53438	25964	27474
	Kulung	36372	17919	18453
	Angika	35903	17886	18017
	Oraon/Kudukh	33284	15795	17489

## Annex 2: Population by mother tongue and sex, NPHC 2021

Area	Mother Tongue	Population		
		Total	Male	Female
Gurung		27390	13153	14237
Ganagai		26217	12463	13754
Thulung		22409	11186	11223
Bhojpuri		22098	11603	10495
Sampang		20687	10066	10621
Tajpuriya		20167	9513	10654
Dhimal		20022	9481	10541
Bangla		16962	8948	8014
Hindi		16440	9883	6557
Khaling		15326	7694	7632
Magahi		14502	7111	7391
Yakkha		13639	6647	6992
Sunuwar		13459	6684	6775
Bahing/Bayung		13219	6502	6717
Wambule		13216	6463	6753
Majhi		13068	6324	6744
Yamphu/Yamphe		10476	5221	5255
Marwadi		10242	5277	4965
Nachhiring		9314	4657	4657
Danuwar		8224	3992	4232
Musalman		7774	3231	4543
Dumi		7542	3721	3821
Mewahang		7203	3624	3579
Bhujel		7113	3519	3594
Puma		6565	3208	3357
Athpahariya		5459	2587	2872
Dungmali		5301	2604	2697
Bhote		4603	2273	2330
Sanskrit		4433	2336	2097
Meche		4153	1948	2205
Koyee		4013	2015	1998
Lohorung		3642	1753	1889
Kewarat		3458	1624	1834
Jero/Jerung		2564	1265	1299
Chhintang		2529	1309	1220
Lapcha		2130	1090	1040
Munda/Mudiyari		2100	1009	1091

## Annex 2: Population by mother tongue and sex, NPHC 2021

Area	Mother Tongue	Population		
		Total	Male	Female
Tilung		1752	892	860
Chhiling		1627	844	783
Ghale		1431	705	726
Sadri		1335	663	672
Thami		1237	620	617
Done		1137	529	608
Kumal		1084	536	548
Kisan		998	467	531
Avadhi		994	495	499
HyoImo/Yholmo		799	401	398
Lungkhim		693	359	334
Khash		637	341	296
Sign Language		624	296	328
Mugali		598	291	307
Bajjika		575	322	253
Kurmali		377	192	185
Baitadeli		289	123	166
Bote		276	146	130
Waling/Walung		274	135	139
Phangduwali		238	136	102
Koche		219	117	102
Doteli		202	143	59
Sindhi		198	100	98
Tibetan		195	96	99
Magar Kham		183	86	97
Manange		181	85	96
Malpande		159	79	80
English		152	86	66
Belhare		148	70	78
Lhomi		135	68	67
Khariya		131	63	68
Sam		94	56	38
Sadhani		82	45	37
Hariyanwi		70	39	31
Hayu/Vayu		63	32	31
Magar Kaike		59	27	32
Dura		55	31	24

## Annex 2: Population by mother tongue and sex, NPHC 2021

Area	Mother Tongue	Population		
		Total	Male	Female
	Darai	54	30	24
	Darchuleli	51	21	30
	Punjabi	45	27	18
	Raji	42	16	26
	Jumli	39	15	24
	Byansi	29	13	16
	Chhantyal	27	14	13
	Kagate	25	14	11
	Achhami	25	14	11
	Jirel	24	7	17
	Surel	21	11	10
	Chepang	15	9	6
	Bajhang	12	5	7
	Lhopa	12	6	6
	Thakali	11	2	9
	Dhuleli	10	5	5
	Others	536	294	242
	Not stated	41	27	14
<b>Taplejung</b>				
	All MTongues	120590	60773	59817
	Yakthung/Limbu	47515	23976	23539
	Nepali	40504	20448	20056
	Sherpa	14834	7265	7569
	Tamang	5130	2553	2577
	Gurung	3358	1645	1713
	Rai	2645	1307	1338
	Magar Dhut	1104	575	529
	Bantawa	984	505	479
	Sunuwar	924	441	483
	Nepalbhasha (Newari)	888	454	434
	Sampang	369	194	175
	Khaling	357	165	192
	Chamling	254	129	125
	Thulung	252	132	120
	Maithili	225	179	46
	Bhote	172	91	81

## Annex 2: Population by mother tongue and sex, NPHC 2021

Area	Mother Tongue	Population		
		Total	Male	Female
	Yakkha	136	73	63
	Tharu	135	129	6
	Bangla	110	110	0
	Sanskrit	98	47	51
	Bahing/Bayung	98	50	48
	Bhujel	92	46	46
	Kulung	91	46	45
	Waling/Walung	59	34	25
	Hindi	41	39	2
	Rajbanshi	21	20	1
	Doteli	19	18	1
	Avadhi	17	6	11
	Bhojpuri	16	14	2
	Danuwar	12	6	6
	Bajjika	12	7	5
	Baitadeli	11	6	5
	Bote	10	6	4
	Khash	10	6	4
	Others	87	51	36
<b>Sankhuwasabha</b>				
	All MTongues	158041	79579	78462
	Nepali	69719	34792	34927
	Tamang	15207	7599	7608
	Kulung	10834	5436	5398
	Sherpa	8720	4341	4379
	Yakthung/Limbu	7633	3810	3823
	Yamphu/Yamphe	6117	3061	3056
	Rai	4899	2402	2497
	Yakkha	4889	2374	2515
	Magar Dhut	4474	2223	2251
	Bhote	3954	1946	2008
	Gurung	3639	1754	1885
	Mewahang	3052	1546	1506
	Nepalbhasha (Newari)	2874	1446	1428
	Lohorung	2594	1271	1323
	Chamling	1833	961	872

## Annex 2: Population by mother tongue and sex, NPHC 2021

Area	Mother Tongue	Population		
		Total	Male	Female
	Khaling	1662	868	794
	Hindi	1259	1244	15
	Thulung	1004	520	484
	Kumal	440	205	235
	Bantawa	352	178	174
	Ghale	344	167	177
	Nachhiring	328	162	166
	Maithili	327	264	63
	Sampang	313	152	161
	Koyee	214	108	106
	Dumi	162	85	77
	Bahing/Bayung	139	74	65
	Lhomi	124	61	63
	Majhi	115	60	55
	Bhujel	102	50	52
	Tharu	93	67	26
	Jero/Jerung	87	49	38
	Sanskrit	86	55	31
	Khash	58	31	27
	Sunuwar	53	34	19
	Sign Language	46	22	24
	Bote	35	17	18
	Bhojpuri	29	19	10
	Wambule	26	10	16
	Rajbanshi	24	23	1
	Athpahariya	24	10	14
	English	20	11	9
	Bajjika	12	1	11
	Tibetan	10	6	4
	HyoImo/Yholmo	10	7	3
	Others	105	57	48
<b>Solukhumbu</b>				
	All MTongues	104851	52747	52104
	Nepali	36333	18121	18212
	Sherpa	17823	9038	8785
	Kulung	11288	5599	5689

## Annex 2: Population by mother tongue and sex, NPHC 2021

Area	Mother Tongue	Population		
		Total	Male	Female
Tamang		10548	5267	5281
Khaling		8954	4528	4426
Thulung		8895	4542	4353
Nachhiring		3239	1652	1587
Bahing/Bayung		2192	1112	1080
Magar Dhut		1580	813	767
Rai		1414	699	715
Nepalbhasha (Newari)		872	432	440
Gurung		248	118	130
Sunuwar		232	123	109
Bhujel		197	95	102
Maithili		179	150	29
Sanskrit		163	82	81
Majhi		118	56	62
Chamling		77	38	39
Sign Language		68	29	39
Thami		57	29	28
Yakthung/Limbu		53	30	23
Bhojpuri		40	32	8
Tharu		40	32	8
Bantawa		31	16	15
Tibetan		28	8	20
Bhote		19	10	9
Dumi		18	8	10
Sampang		16	11	5
Doteli		16	13	3
Avadhi		13	7	6
Jirel		10	2	8
Others		90	55	35
<b>Okhaldhunga</b>				
All MTongues		139552	68080	71472
Nepali		73431	35794	37637
Tamang		14270	6978	7292
Magar Dhut		13541	6382	7159
Sherpa		11668	5833	5835
Wambule		6855	3338	3517



## Annex 2: Population by mother tongue and sex, NPHC 2021

Area	Mother Tongue	Population		
		Total	Male	Female
	Bahing/Bayung	6618	3239	3379
	Sunuwar	4069	2033	2036
	Nepalbhasha (Newari)	2922	1411	1511
	Jero/Jerung	2427	1194	1233
	Rai	918	445	473
	Gurung	633	314	319
	Thulung	581	274	307
	Majhi	399	178	221
	Bhujel	354	166	188
	Maithili	178	125	53
	Sanskrit	80	49	31
	Bhojpuri	74	40	34
	Chamling	73	33	40
	Bhote	72	33	39
	Tharu	53	47	6
	Manange	47	24	23
	Dura	37	19	18
	Malpande	31	12	19
	Yakthung/Limbu	29	13	16
	Bantawa	26	12	14
	Avadhi	25	15	10
	Bajjika	25	16	9
	Nachhiring	16	7	9
	Khaling	15	8	7
	Khash	13	6	7
	Others	72	42	30
<b>Khotang</b>				
	All MTongues	175298	86637	88661
	Nepali	83486	41023	42463
	Chamling	30715	15231	15484
	Magar Dhut	7931	3839	4092
	Tamang	6753	3305	3448
	Bantawa	6692	3343	3349
	Sampang	6349	3083	3266
	Dumi	4745	2334	2411
	Nepalbhasha (Newari)	3980	1964	2016

## Annex 2: Population by mother tongue and sex, NPHC 2021

Area	Mother Tongue	Population		
		Total	Male	Female
	Puma	3737	1882	1855
	Thulung	3661	1876	1785
	Wambule	3395	1699	1696
	Nachhiring	2372	1181	1191
	Koyee	2222	1114	1108
	Tilung	1366	704	662
	Bahing/Bayung	1095	544	551
	Khaling	1011	458	553
	Gurung	980	490	490
	Sherpa	913	457	456
	Bhujel	760	371	389
	Rai	696	361	335
	Majhi	497	256	241
	Sunuwar	397	197	200
	Maithili	397	296	101
	Lungkhim	196	109	87
	Sanskrit	157	80	77
	Yakthung/Limbu	157	77	80
	Kulung	112	57	55
	Bhojpuri	98	58	40
	Tharu	82	68	14
	Waling/Walung	60	31	29
	Sindhi	42	21	21
	Avadhi	38	19	19
	Khash	30	17	13
	Bajjika	29	14	15
	Sign Language	29	10	19
	Hindi	12	6	6
	Sam	10	5	5
	Others	96	57	39
<b>Bhojpur</b>				
	All MTongues	157923	78211	79712
	Nepali	75499	37324	38175
	Bantawa	31653	15617	16036
	Tamang	11815	5879	5936
	Magar Dhut	5559	2769	2790

## Annex 2: Population by mother tongue and sex, NPHC 2021

Area	Mother Tongue	Population		
		Total	Male	Female
	Nepalbhasha (Newari)	5194	2539	2655
	Kulung	4573	2261	2312
	Dungmali	4249	2087	2162
	Sampang	3456	1731	1725
	Rai	2945	1468	1477
	Sherpa	2363	1124	1239
	Chamling	2357	1171	1186
	Mewahang	1548	794	754
	Nachhiring	1388	680	708
	Bhujel	842	415	427
	Thulung	669	323	346
	Gurung	597	280	317
	Yakthung/Limbu	476	225	251
	Khaling	400	210	190
	Ghale	398	192	206
	Sanskrit	330	179	151
	Maithili	240	200	40
	Koyee	235	136	99
	Dumi	167	89	78
	Sunuwar	141	66	75
	Thami	123	52	71
	Tharu	86	70	16
	Majhi	82	45	37
	Sign Language	53	24	29
	Bahing/Bayung	49	26	23
	Lungkhim	45	28	17
	Bhote	45	19	26
	Yamphu/Yamphe	39	19	20
	Wambule	33	13	20
	Bhojpuri	33	20	13
	Lohorung	23	9	14
	Puma	22	10	12
	Hindi	20	15	5
	Avadhi	17	11	6
	Sam	15	9	6
	Hayu/Vayu	15	6	9
	Sindhi	11	5	6

## Annex 2: Population by mother tongue and sex, NPHC 2021

Area	Mother Tongue	Population		
		Total	Male	Female
	Yakkha	10	5	5
	Others	108	66	42
<b>Dhankuta</b>				
	All MTongues	150599	73824	76775
	Nepali	68435	33681	34754
	Yakthung/Limbu	19545	9328	10217
	Bantawa	14848	7231	7617
	Magar Dhut	13973	6840	7133
	Tamang	7957	3840	4117
	Athpahariya	5119	2436	2683
	Rai	4646	2156	2490
	Yakkha	3819	1920	1899
	Chhintang	2430	1255	1175
	Nepalbhasha (Newari)	2091	1047	1044
	Chhiling	1396	742	654
	Yamphu/Yamphe	865	447	418
	Sherpa	627	291	336
	Maithili	613	427	186
	Mugali	598	291	307
	Chamling	571	279	292
	Gurung	378	184	194
	Bhujel	363	173	190
	Sampang	306	165	141
	Majhi	280	125	155
	Phangduwali	228	129	99
	Tharu	188	139	49
	Belhare	142	66	76
	Kulung	129	62	67
	Wambule	119	53	66
	Dungmali	111	62	49
	Bhojpuri	101	63	38
	Hindi	94	70	24
	Sanskrit	79	38	41
	Sign Language	71	32	39
	Khaling	50	19	31
	Koyee	44	24	20

## Annex 2: Population by mother tongue and sex, NPHC 2021

Area	Mother Tongue	Population		
		Total	Male	Female
	Sunuwar	42	21	21
	Lohorung	41	20	21
	Thulung	36	15	21
	Nachhiring	26	11	15
	Urdu	25	16	9
	Marwadi	24	10	14
	Rajbanshi	21	16	5
	Bahing/Bayung	16	7	9
	Avadhi	15	9	6
	Bajjika	12	8	4
	Khash	10	4	6
	Others	115	72	43
<b>Terhathum</b>				
	All MTongues	88731	43581	45150
	Nepali	44931	22056	22875
	Yakthung/Limbu	30135	14837	15298
	Tamang	5555	2689	2866
	Magar Dhut	2219	1075	1144
	Gurung	1207	592	615
	Sherpa	1105	519	586
	Nepalbhasha (Newari)	942	473	469
	Rai	542	224	318
	Kulung	469	240	229
	Bhujel	310	150	160
	Maithili	291	183	108
	Wambule	166	79	87
	Majhi	142	64	78
	Yakkha	89	36	53
	Tharu	73	57	16
	Bantawa	63	36	27
	Chamling	62	31	31
	Khaling	55	32	23
	Thulung	53	29	24
	Bhojpuri	53	32	21
	Sanskrit	46	26	20
	Sunuwar	31	15	16

## Annex 2: Population by mother tongue and sex, NPHC 2021

Area	Mother Tongue	Population		
		Total	Male	Female
	Waling/Walung	28	14	14
	Tibetan	27	13	14
	Sampang	25	17	8
	Hindi	24	16	8
	Magar Kham	17	11	6
	Baitadeli	15	7	8
	Others	56	28	28
<b>Panchthar</b>				
	All MTongues	172400	85683	86717
	Yakthung/Limbu	72871	36075	36796
	Nepali	50475	25253	25222
	Bantawa	12004	6096	5908
	Tamang	11759	5650	6109
	Magar Dhut	5881	2872	3009
	Rai	4933	2354	2579
	Chamling	3216	1611	1605
	Gurung	2007	927	1080
	Sunuwar	1731	857	874
	Nepalbhasha (Newari)	1236	599	637
	Sampang	1195	592	603
	Thulung	798	387	411
	Sherpa	684	343	341
	Khaling	538	280	258
	Yakkha	418	220	198
	Maithili	354	263	91
	Sanskrit	332	168	164
	Nachhiring	301	167	134
	Bahing/Bayung	249	122	127
	Dumi	182	93	89
	Tharu	167	147	20
	Bhojpuri	154	95	59
	Majhi	145	74	71
	Wambule	132	64	68
	Bhujel	122	70	52
	Kulung	91	40	51
	Hindi	77	51	26

## Annex 2: Population by mother tongue and sex, NPHC 2021

Area	Mother Tongue	Population		
		Total	Male	Female
	Rajbanshi	69	52	17
	Baitadeli	35	13	22
	Bajjika	26	19	7
	Doteli	21	17	4
	Bangla	20	17	3
	Lapcha	20	6	14
	Avadhi	17	8	9
	Koyee	14	8	6
	Waling/Walung	11	5	6
	Lohorung	11	5	6
	Bhote	11	4	7
	Dungmali	11	11	0
	Sign Language	10	6	4
	Others	72	42	30
<b>Ilam</b>				
	All MTongues	279534	139431	140103
	Nepali	151769	75454	76315
	Yakthung/Limbu	38329	19009	19320
	Bantawa	21065	10703	10362
	Rai	13451	6621	6830
	Tamang	12789	6309	6480
	Magar Dhut	9831	4855	4976
	Chamling	3513	1805	1708
	Nepalbhasha (Newari)	2797	1413	1384
	Gurung	2794	1383	1411
	Sampang	2533	1284	1249
	Sherpa	2310	1150	1160
	Sunuwar	2098	1026	1072
	Lapcha	1997	1026	971
	Kulung	1813	907	906
	Thulung	1449	735	714
	Yamphu/Yamphe	1446	730	716
	Mewahang	1428	715	713
	Yakkha	856	422	434
	HyoImo/Yholmo	765	381	384
	Sanskrit	696	357	339

## Annex 2: Population by mother tongue and sex, NPHC 2021

Area	Mother Tongue	Population		
		Total	Male	Female
	Khaling	665	353	312
	Thami	555	284	271
	Maithili	540	346	194
	Lungkhim	407	201	206
	Bhujel	363	189	174
	Ghale	363	188	175
	Koyee	336	171	165
	Nachhiring	261	142	119
	Dumi	206	109	97
	Bhojpuri	204	129	75
	Wambule	199	93	106
	Rajbanshi	180	109	71
	Tharu	157	97	60
	Lohorung	156	76	80
	Dungmali	141	70	71
	Bahing/Bayung	140	82	58
	Hindi	126	81	45
	Dhimal	85	42	43
	Bhote	69	37	32
	Majhi	62	25	37
	Bangla	58	45	13
	Sam	45	26	19
	Avadhi	43	26	17
	Sindhi	40	18	22
	Baitadeli	31	16	15
	Marwadi	30	18	12
	Waling/Walung	29	14	15
	Kagate	25	14	11
	Khash	23	11	12
	Tibetan	22	10	12
	Oraon/Kudukh	22	13	9
	Magar Kaike	19	8	11
	Danuwar	17	7	10
	Kumal	16	6	10
	Santhali	14	6	8
	Puma	13	7	6
	Raji	13	5	8



## Annex 2: Population by mother tongue and sex, NPHC 2021

Area	Mother Tongue	Population		
		Total	Male	Female
	Manange	13	9	4
	Others	117	63	54
<b>Jhapa</b>				
	All MTongues	998054	478509	519545
	Nepali	613495	292612	320883
	Rajbanshi	85273	40991	44282
	Yakthung/Limbu	54197	25287	28910
	Maithili	41717	21164	20553
	Santhali	32169	15589	16580
	Tamang	20016	9479	10537
	Rai	18126	8401	9725
	Ganagai	17863	8514	9349
	Tajpuriya	13082	6166	6916
	Magar Dhut	10587	4992	5595
	Nepalbhasha (Newari)	8904	4248	4656
	Urdu	8737	4357	4380
	Dhimal	8302	3970	4332
	Tharu	6865	3407	3458
	Bangla	6570	3574	2996
	Bantawa	5876	2776	3100
	Musalman	4850	1944	2906
	Meche	4133	1939	2194
	Bhojpuri	3955	2163	1792
	Gurung	3860	1863	1997
	Hindi	3733	2317	1416
	Marwadi	2668	1402	1266
	Majhi	2630	1260	1370
	Chamling	2589	1239	1350
	Oraon/Kudukh	1564	763	801
	Danuwar	1401	686	715
	Sherpa	1379	653	726
	Sunuwar	1214	608	606
	Kulung	1184	547	637
	Bhujel	1069	531	538
	Sanskrit	1048	601	447
	Sadri	1026	517	509

## Annex 2: Population by mother tongue and sex, NPHC 2021

Area	Mother Tongue	Population		
		Total	Male	Female
Kisan		992	463	529
Thulung		753	357	396
Sampang		591	287	304
Kumal		477	240	237
Yakkha		462	230	232
Kurmali		360	182	178
Khaling		359	178	181
Magahi		350	176	174
Nachhiring		299	145	154
Koche		209	109	100
Avadhi		201	97	104
Dungmali		200	93	107
Thami		189	98	91
Khash		181	95	86
Bajjika		158	79	79
Bahing/Bayung		152	74	78
Wambule		150	79	71
Koyee		143	63	80
Yamphu/Yamphe		138	70	68
Sign Language		128	65	63
Dumi		105	56	49
Lohorung		89	40	49
Mewahang		89	51	38
Malpande		89	45	44
Lapcha		88	43	45
Sadhani		82	45	37
Puma		69	27	42
Ghale		67	34	33
Baitadeli		54	25	29
Bhote		45	24	21
Tibetan		44	27	17
Munda/Mudiyari		39	19	20
English		38	22	16
Magar Kham		36	17	19
Athpahariya		35	17	18
Darai		30	15	15
Kewarat		28	13	15

## Annex 2: Population by mother tongue and sex, NPHC 2021

Area	Mother Tongue	Population		
		Total	Male	Female
	Khariya	28	13	15
	Lungkhim	20	11	9
	Hariyanwi	19	11	8
	Sindhi	18	12	6
	Manange	15	4	11
	Doteli	13	8	5
	Waling/Walung	11	5	6
	H yolmo/Yholmo	11	4	7
	Others	306	174	132
	Not stated	12	7	5
<b>Morang</b>				
	All MTongues	1148156	557512	590644
	Nepali	459145	218144	241001
	Maithili	259980	131804	128176
	Tharu	76054	36720	39334
	Rajbanshi	41036	20075	20961
	Yakthung/Limbu	36686	17179	19507
	Angika	35834	17849	17985
	Urdu	31699	15822	15877
	Santhali	21132	10301	10831
	Tamang	20343	9658	10685
	Magar Dhut	18266	8691	9575
	Rai	15979	7383	8596
	Dhimal	11447	5372	6075
	Nepalbhasha (Newari)	11378	5429	5949
	Bantawa	10720	5059	5661
	Bhojpuri	10028	5158	4870
	Ganagai	8310	3916	4394
	Hindi	7453	3994	3459
	Magahi	7319	3569	3750
	Tajpuriya	7050	3318	3732
	Chamling	6862	3294	3568
	Oraon/Kudukh	6641	3147	3494
	Marwadi	5667	2899	2768
	Majhi	5475	2659	2816
	Bangla	4657	2357	2300

## Annex 2: Population by mother tongue and sex, NPHC 2021

Area	Mother Tongue	Population		
		Total	Male	Female
Gurung		4046	1881	2165
Kewarat		3415	1604	1811
Sampang		2206	1007	1199
Musalman		2201	1004	1197
Kulung		2119	1004	1115
Munda/Mudiyari		1598	760	838
Yamphu/Yamphe		1518	725	793
Yakkha		1400	654	746
Danuwar		1190	606	584
Bhujel		1071	520	551
Thulung		1025	490	535
Sherpa		781	386	395
Dumi		474	222	252
Sanskrit		468	231	237
Mewahang		468	220	248
Lohorung		451	204	247
Khaling		447	204	243
Bahing/Bayung		404	193	211
Koyee		330	158	172
Sunuwar		325	171	154
Avadhi		321	157	164
Sadri		298	141	157
Nachhiring		287	130	157
Wambule		199	83	116
Ghale		180	88	92
Puma		153	72	81
Dungmali		149	80	69
Athpahariya		136	60	76
Sign Language		126	58	68
Bajjika		125	69	56
Khash		110	59	51
Khariya		103	50	53
Baitadeli		83	36	47
Kumal		76	39	37
Thami		68	36	32
Chhiling		63	28	35
Magar Kham		55	21	34

## Annex 2: Population by mother tongue and sex, NPHC 2021

Area	Mother Tongue	Population		
		Total	Male	Female
	Chhintang	39	23	16
	Bhote	30	15	15
	English	29	11	18
	Byansi	28	13	15
	Tilung	26	10	16
	Sam	24	16	8
	Doteli	20	12	8
	Darchuleli	20	11	9
	Manange	18	8	10
	Tibetan	18	10	8
	Punjabi	17	8	9
	Kurmali	17	10	7
	Sindhi	16	9	7
	Waling/Walung	16	6	10
	Raji	15	6	9
	Meche	10	6	4
	Hariyanwi	10	6	4
	Chhantyal	10	6	4
	Others	163	78	85
<b>Sunsari</b>				
	All MTongues	926962	449023	477939
	Nepali	304005	144434	159571
	Maithili	261210	131611	129599
	Tharu	107409	51423	55986
	Urdu	73934	36129	37805
	Oraon/Kudukh	24939	11814	13125
	Yakthung/Limbu	24374	11046	13328
	Bantawa	17050	7793	9257
	Tamang	14720	7022	7698
	Rai	14019	6256	7763
	Nepalbhasha (Newari)	12970	6189	6781
	Magar Dhut	10540	4904	5636
	Chamling	7157	3376	3781
	Bhojpuri	6855	3522	3333
	Magahi	6803	3350	3453
	Bangla	5470	2807	2663

## Annex 2: Population by mother tongue and sex, NPHC 2021

Area	Mother Tongue	Population		
		Total	Male	Female
Kulung		3471	1619	1852
Gurung		3405	1593	1812
Hindi		3350	1914	1436
Sampang		2837	1304	1533
Marwadi		1828	935	893
Sherpa		1692	841	851
Majhi		1658	805	853
Rajbanshi		1528	797	731
Thulung		1515	703	812
Yakkha		1454	662	792
Bahing/Bayung		1145	535	610
Dumi		1144	557	587
Bhujel		931	467	464
Sunuwar		788	388	400
Wambule		719	339	380
Nachhiring		644	315	329
Musalman		630	244	386
Danuwar		605	289	316
Mewahang		595	285	310
Sanskrit		576	285	291
Khaling		560	271	289
Munda/Mudiyari		458	227	231
Puma		427	197	230
Dungmali		418	190	228
Koyee		358	171	187
Yamphu/Yamphe		316	152	164
Lohorung		256	118	138
Bhote		180	90	90
Avadhi		172	85	87
Dhimal		172	87	85
Chhiling		145	65	80
Bajjika		141	85	56
Khash		118	69	49
Santhali		110	57	53
Athpahariya		108	45	63
Tilung		76	38	38
Thami		67	29	38

## Annex 2: Population by mother tongue and sex, NPHC 2021

Area	Mother Tongue	Population		
		Total	Male	Female
	Ghale	66	31	35
	Sign Language	51	25	26
	Chhintang	49	26	23
	Sindhi	47	24	23
	English	45	28	17
	Doteli	43	30	13
	Angika	38	26	12
	Ganagai	37	28	9
	Kumal	33	17	16
	Tibetan	31	13	18
	Darchuleli	29	8	21
	Hariyanwi	28	16	12
	Waling/Walung	27	10	17
	Baitadeli	24	8	16
	Magar Kham	23	11	12
	Tajpuriya	22	18	4
	Jero/Jerung	19	10	9
	Manange	18	8	10
	Kewarat	15	7	8
	Punjabi	14	8	6
	Lapcha	13	7	6
	Bote	12	6	6
	Magar Kaike	11	4	7
	Others	215	125	90
<b>Udayapur</b>				
	All MTongues	340721	163738	176983
	Nepali	174800	83666	91134
	Magar Dhut	37631	18192	19439
	Tharu	27132	12823	14309
	Chamling	23361	11209	12152
	Tamang	18583	8903	9680
	Maithili	13096	6774	6322
	Bantawa	12381	5910	6471
	Rai	6533	3095	3438
	Nepalbhasha (Newari)	5693	2746	2947
	Danuwar	4974	2375	2599

## Annex 2: Population by mother tongue and sex, NPHC 2021

Area	Mother Tongue	Population		
		Total	Male	Female
Puma		2133	1006	1127
Thulung		1718	803	915
Majhi		1462	715	747
Sunuwar		1414	704	710
Wambule		1208	605	603
Done		1137	529	608
Bahing/Bayung		921	444	477
Urdu		594	295	299
Bhujel		537	276	261
Yakthung/Limbu		512	221	291
Sherpa		500	232	268
Sampang		490	239	251
Bhojpuri		458	258	200
Dumi		329	161	168
Sanskrit		274	138	136
Tilung		264	132	132
Khaling		253	120	133
Hindi		241	127	114
Gurung		238	129	109
Bote		200	103	97
Kulung		194	100	94
Thami		171	87	84
Nachhiring		141	59	82
Oraon/Kudukh		110	50	60
Koyee		108	57	51
Avadhi		97	49	48
Yakkha		96	44	52
Musalman		84	32	52
Khash		72	36	36
Bangla		61	28	33
Hayu/Vayu		37	18	19
Manange		36	19	17
Doteli		35	19	16
Yamphu/Yamphe		29	14	15
Kumal		27	16	11
Sign Language		23	14	9
Malpande		22	15	7



## Annex 2: Population by mother tongue and sex, NPHC 2021

Area	Mother Tongue	Population		
		Total	Male	Female
	Magar Kham	21	9	12
	Jumli	21	6	15
	Waling/Walung	19	8	11
	Bajjika	19	12	7
	Jero/Jerung	18	9	9
	Angika	17	7	10
	Mewahang	15	9	6
	Lungkhim	13	5	8
	Athpahariya	12	4	8
	Sindhi	11	5	6
	Magahi	10	5	5
	Rajbanshi	10	10	0
	Magar Kaike	10	5	5
	Others	115	57	58

### Madhesh

All MTongues	6114600	3065751	3048849
Maithili	2551917	1282879	1269038
Bhojpuri	1149962	595509	554453
Bajjika	1127255	566004	561251
Nepali	352109	173181	178928
Tharu	254685	123578	131107
Urdu	249614	119338	130276
Magahi	215236	101801	113435
Tamang	100669	48660	52009
Magar Dhut	44385	21421	22964
Hindi	14232	6637	7595
Nepalbhasha (Newari)	12790	6273	6517
Danuwar	8530	4141	4389
Oraon/Kudukh	5296	2544	2752
Majhi	4736	2328	2408
Rai	4676	2303	2373
Musalman	4403	1936	2467
Marwadi	3926	2025	1901
Gurung	1334	639	695
Avadhi	1022	520	502
Bangla	831	461	370

## Annex 2: Population by mother tongue and sex, NPHC 2021

Area	Mother Tongue	Population		
		Total	Male	Female
Sunuwar		761	377	384
Bhujel		716	328	388
Sanskrit		563	300	263
Khash		556	305	251
Chamling		544	294	250
Dumi		411	218	193
Thami		395	194	201
Magar Kham		288	148	140
Ghale		258	117	141
Wambule		245	122	123
Yakthung/Limbu		217	118	99
Chepang		216	101	115
Bote		180	89	91
Pahari		150	78	72
Doteli		142	93	49
Hayu/Vayu		141	72	69
Punjabi		104	61	43
Rajbanshi		96	50	46
Bantawa		89	46	43
Sign Language		63	30	33
Jirel		58	29	29
Thulung		56	24	32
Kumal		49	23	26
Bahing/Bayung		48	26	22
English		45	25	20
Jero/Jerung		40	15	25
Santhali		37	20	17
Tilung		36	18	18
Sindhi		36	16	20
Sherpa		32	16	16
Bajhang		26	11	15
Dhimal		24	10	14
Dailekhi		23	9	14
Sampang		22	12	10
Koche		16	8	8
Tibetan		15	6	9
Darai		15	9	6

## Annex 2: Population by mother tongue and sex, NPHC 2021

Area	Mother Tongue	Population		
		Total	Male	Female
	Angika	12	5	7
	Achhami	11	8	3
	Khaling	10	4	6
	Others	215	123	92
	Not stated	31	15	16
<b>Saptari</b>				
	All MTongues	706255	351368	354887
	Maithili	568691	285226	283465
	Tharu	82165	39345	42820
	Nepali	23783	11803	11980
	Urdu	22412	10427	11985
	Magar Dhut	2012	962	1050
	Hindi	1793	789	1004
	Magahi	1766	905	861
	Tamang	587	303	284
	Rai	544	281	263
	Bhojpuri	537	295	242
	Nepalbhasha (Newari)	524	271	253
	Marwadi	405	209	196
	Danuwar	302	143	159
	Musalman	215	95	120
	Chamling	77	42	35
	Bangla	46	23	23
	Bajjika	44	36	8
	Bhujel	42	19	23
	Magar Kham	40	23	17
	Bantawa	36	19	17
	Doteli	34	34	0
	Sanskrit	32	20	12
	Majhi	26	17	9
	Yakthung/Limbu	22	18	4
	Thulung	21	8	13
	Avadhi	21	10	11
	Tilung	13	8	5
	Gurung	10	8	2
	Others	55	29	26

## Annex 2: Population by mother tongue and sex, NPHC 2021

Area	Mother Tongue	Population		
		Total	Male	Female
<b>Siraha</b>				
	All MTongues	739953	363724	376229
	Maithili	625887	309097	316790
	Nepali	26128	12730	13398
	Urdu	25337	11915	13422
	Tharu	23924	11552	12372
	Magahi	19702	9258	10444
	Tamang	5834	2821	3013
	Magar Dhut	4320	2077	2243
	Hindi	2010	899	1111
	Oraon/Kudukh	1715	822	893
	Danuwar	1354	640	714
	Nepalbhasha (Newari)	726	354	372
	Bangla	432	228	204
	Rai	416	215	201
	Chamling	366	195	171
	Avadhi	275	148	127
	Sunuwar	266	136	130
	Bhojpuri	220	129	91
	Marwadi	206	103	103
	Magar Kham	184	99	85
	Musalman	100	37	63
	Wambule	96	46	50
	Majhi	47	24	23
	Gurung	37	14	23
	Bantawa	34	17	17
	Doteli	33	20	13
	Dumi	33	15	18
	Jero/Jerung	31	14	17
	Bajjika	31	18	13
	Tilung	23	10	13
	Bhujel	22	9	13
	Sanskrit	18	10	8
	Rajbanshi	15	6	9
	Bahing/Bayung	12	4	8
	Bajhang	12	5	7
	Yakthung/Limbu	12	7	5
	Others	95	50	45

## Annex 2: Population by mother tongue and sex, NPHC 2021

Area	Mother Tongue	Population		
		Total	Male	Female
<b>Dhanusa</b>				
	All MTongues	867747	429893	437854
	Maithili	697460	348027	349433
	Magahi	94266	44740	49526
	Nepali	33267	16594	16673
	Urdu	21662	10281	11381
	Magar Dhut	6206	3012	3194
	Tamang	5909	2820	3089
	Hindi	2577	1136	1441
	Nepalbhasha (Newari)	982	486	496
	Danuwar	741	344	397
	Bajjika	717	383	334
	Bhojpuri	691	446	245
	Oraon/Kudukh	632	294	338
	Marwadi	510	265	245
	Majhi	417	196	221
	Tharu	405	232	173
	Musalman	316	135	181
	Sunuwar	293	147	146
	Rai	280	136	144
	Avadhi	57	37	20
	Bhujel	55	28	27
	Yakthung/Limbu	43	16	27
	Sanskrit	39	22	17
	Bangla	27	16	11
	Sign Language	24	13	11
	Khash	20	10	10
	Chamling	19	11	8
	Gurung	19	12	7
	Doteli	17	8	9
	Thami	10	6	4
	Others	86	40	46
<b>Mahottari</b>				
	All MTongues	706994	349159	357835
	Maithili	501351	251138	250213
	Magahi	77477	36490	40987

## Annex 2: Population by mother tongue and sex, NPHC 2021

Area	Mother Tongue	Population		
		Total	Male	Female
	Urdu	44165	20712	23453
	Nepali	39335	19149	20186
	Bajjika	12463	6172	6291
	Magar Dhut	12410	6009	6401
	Tamang	7112	3455	3657
	Tharu	6328	3060	3268
	Musalman	1728	760	968
	Hindi	1699	719	980
	Nepalbhasha (Newari)	1314	643	671
	Bhojpuri	546	302	244
	Bhujel	271	127	144
	Rai	245	123	122
	Avadhi	144	71	73
	Majhi	101	52	49
	Bangla	44	40	4
	Danuwar	40	19	21
	Marwadi	24	12	12
	Gurung	22	8	14
	Wambule	21	11	10
	Doteli	20	10	10
	Hayu/Vayu	16	10	6
	Chamling	16	8	8
	Sign Language	16	8	8
	Sanskrit	13	7	6
	Rajbanshi	13	7	6
	Yakthung/Limbu	12	8	4
	Kumal	11	6	5
	Others	37	23	14
<b>Sarlahi</b>				
	All MTongues	862470	435131	427339
	Bajjika	509588	256324	253264
	Maithili	117286	64105	53181
	Nepali	99575	48661	50914
	Tamang	36877	17926	18951
	Urdu	25217	12340	12877
	Magahi	21805	10289	11516

## Annex 2: Population by mother tongue and sex, NPHC 2021

Area	Mother Tongue	Population		
		Total	Male	Female
	Tharu	21786	10642	11144
	Magar Dhut	12285	5927	6358
	Danuwar	4920	2393	2527
	Bhojpuri	3245	1737	1508
	Nepalbhasha (Newari)	2853	1449	1404
	Majhi	2191	1087	1104
	Hindi	1215	526	689
	Musalman	1021	461	560
	Rai	496	241	255
	Avadhi	346	165	181
	Thami	282	135	147
	Bhujel	217	97	120
	Khash	154	80	74
	Gurung	147	68	79
	Sunuwar	145	64	81
	Wambule	122	63	59
	Oraon/Kudukh	117	57	60
	Hayu/Vayu	113	58	55
	Sanskrit	91	48	43
	Bote	73	38	35
	Marwadi	50	25	25
	Bangla	43	22	21
	Yakthung/Limbu	31	17	14
	Rajbanshi	24	10	14
	Pahari	20	12	8
	Thulung	16	7	9
	Dumi	16	6	10
	Sign Language	13	5	8
	Others	90	46	44
<b>Rautahat</b>				
	All MTongues	813573	408403	405170
	Bajjika	589306	295244	294062
	Urdu	80974	38629	42345
	Nepali	33149	16066	17083
	Maithili	30974	19783	11191
	Tharu	29758	14506	15252

## Annex 2: Population by mother tongue and sex, NPHC 2021

Area	Mother Tongue	Population		
		Total	Male	Female
	Bhojpuri	26684	13270	13414
	Tamang	11446	5563	5883
	Magar Dhut	3251	1533	1718
	Rai	1791	874	917
	Majhi	1135	540	595
	Nepalbhasha (Newari)	1104	544	560
	Danuwar	1026	519	507
	Hindi	863	307	556
	Musalman	765	333	432
	Khash	348	200	148
	Gurung	278	135	143
	Magahi	172	92	80
	Sanskrit	104	52	52
	Bhujel	93	43	50
	Avadhi	70	29	41
	Pahari	57	29	28
	Thami	20	9	11
	English	19	10	9
	Doteli	14	5	9
	Koche	14	7	7
	Chamling	13	7	6
	Bote	12	5	7
	Dailekhi	11	4	7
	Bahing/Bayung	10	6	4
	Others	101	53	48
	Not stated	11	6	5
<b>Bara</b>				
	All MTongues	763137	389787	373350
	Bhojpuri	563664	291253	272411
	Tharu	65772	32210	33562
	Nepali	65431	32270	33161
	Tamang	25335	12207	13128
	Urdu	16239	8215	8024
	Bajjika	13245	6839	6406
	Magar Dhut	3231	1572	1659
	Maithili	2897	1547	1350



## Annex 2: Population by mother tongue and sex, NPHC 2021

Area	Mother Tongue	Population		
		Total	Male	Female
	Nepalbhasha (Newari)	2307	1093	1214
	Rai	841	400	441
	Oraon/Kudukh	763	363	400
	Hindi	713	500	213
	Majhi	519	258	261
	Gurung	470	224	246
	Musalman	242	105	137
	Ghale	222	101	121
	Sanskrit	217	113	104
	Marwadi	193	94	99
	Danuwar	140	81	59
	Chepang	136	60	76
	Yakthung/Limbu	68	36	32
	Avadhi	48	28	20
	Thami	44	21	23
	Chamling	43	24	19
	Sunuwar	37	17	20
	Bangla	31	17	14
	Magahi	30	15	15
	Kumal	26	12	14
	Magar Kham	25	8	17
	Khash	20	7	13
	Dumi	19	11	8
	Sherpa	17	7	10
	Rajbanshi	15	9	6
	Pahari	15	7	8
	Bahing/Bayung	15	10	5
	Bhujel	15	5	10
	Thulung	12	4	8
	Santhali	11	6	5
	Doteli	10	7	3
	Others	59	31	28
<b>Parsa</b>				
	All MTongues	654471	338286	316185
	Bhojpuri	554375	288077	266298
	Nepali	31441	15908	15533

## Annex 2: Population by mother tongue and sex, NPHC 2021

Area	Mother Tongue	Population		
		Total	Male	Female
	Tharu	24547	12031	12516
	Urdu	13608	6819	6789
	Tamang	7569	3565	4004
	Maithili	7371	3956	3415
	Hindi	3362	1761	1601
	Nepalbhasha (Newari)	2980	1433	1547
	Marwadi	2532	1311	1221
	Oraon/Kudukh	2065	1005	1060
	Bajjika	1861	988	873
	Magar Dhut	670	329	341
	Gurung	351	170	181
	Dumi	336	184	152
	Majhi	300	154	146
	Bangla	204	114	90
	Punjabi	98	58	40
	Bote	93	44	49
	Chepang	68	35	33
	Rai	63	33	30
	Avadhi	61	32	29
	Pahari	58	30	28
	Jirel	52	26	26
	Sanskrit	49	28	21
	Thami	36	21	15
	Sindhi	35	16	19
	Ghale	32	14	18
	Magar Kham	30	15	15
	Yakthung/Limbu	25	14	11
	Magahi	18	12	6
	Santhali	18	10	8
	Musalman	16	10	6
	Rajbanshi	15	10	5
	Tibetan	10	4	6
	Others	122	69	53
<b>Bagmati</b>				
	All MTongues	6116866	3048684	3068182
	Nepali	3427981	1699825	1728156

## Annex 2: Population by mother tongue and sex, NPHC 2021

Area	Mother Tongue	Population		
		Total	Male	Female
	Tamang	1100442	538765	561677
	Nepalbhasha (Newari)	722943	356065	366878
	Magar Dhut	146738	71371	75367
	Tharu	95423	48713	46710
	Maithili	76455	47341	29114
	Bhojpuri	69763	45606	24157
	Gurung	67893	31830	36063
	Chepang	54889	27880	27009
	Sherpa	51212	25164	26048
	Rai	44409	20921	23488
	Danuwar	33198	15827	17371
	Hindi	25368	16160	9208
	Thami	25082	12164	12918
	Sunuwar	18151	8946	9205
	Yakthung/Limbu	16674	8083	8591
	Majhi	13208	6520	6688
	Ghale	13203	6425	6778
	H Yolmo/Yholmo	8251	4178	4073
	Darai	7573	3711	3862
	Doteli	6361	4032	2329
	Marwadi	6055	3182	2873
	Chamling	5615	2667	2948
	Pahari	5562	2850	2712
	Kumal	5204	2502	2702
	Jirel	5026	2459	2567
	Bajjika	4807	3448	1359
	Bangla	4211	3342	869
	Urdu	3949	2379	1570
	Bantawa	3940	1836	2104
	Tibetan	3584	1740	1844
	Sanskrit	3183	1859	1324
	Bote	2871	1421	1450
	Bhujel	2587	1259	1328
	Avadhi	2357	1333	1024
	Done	1963	932	1031
	Thulung	1862	881	981
	Wambule	1718	847	871

## Annex 2: Population by mother tongue and sex, NPHC 2021

Area	Mother Tongue	Population		
		Total	Male	Female
	Khash	1627	915	712
	Bhote	1544	977	567
	Thakali	1517	740	777
	Magar Kham	1457	700	757
	Kulung	1455	737	718
	Khaling	1157	560	597
	Bahing/Bayung	1132	536	596
	Rajbanshi	1012	581	431
	Manange	884	412	472
	Sampang	806	381	425
	Hayu/Vayu	782	369	413
	English	733	382	351
	Musalman	668	360	308
	Dumi	594	285	309
	Nachhiring	574	258	316
	Yakkha	561	275	286
	Chhantyal	556	270	286
	Dura	519	239	280
	Dhimal	494	243	251
	Kagate	368	191	177
	Baitadeli	365	172	193
	Sign Language	348	196	152
	Magahi	335	214	121
	Punjabi	328	194	134
	Lhomi	271	127	144
	Mugali	263	103	160
	Yamphu/Yamphe	261	126	135
	Balkura/Baram	245	122	123
	Chum/Nubri	229	119	110
	Achhami	219	111	108
	Jero/Jerung	206	97	109
	Bajhang	204	99	105
	Lohorung	201	101	100
	Waling/Walung	191	95	96
	Mewahang	176	92	84
	Chhiling	175	49	126
	Tilung	171	98	73

## Annex 2: Population by mother tongue and sex, NPHC 2021

Area	Mother Tongue	Population		
		Total	Male	Female
Puma		168	75	93
Tajpuriya		167	96	71
Oraon/Kudukh		166	106	60
Surel		152	77	75
Santhali		150	83	67
Karmarong		136	116	20
Koyee		128	63	65
Athpahariya		95	49	46
Dungmali		86	43	43
Lapcha		83	45	38
Byansi		81	43	38
Dolpali		81	29	52
Bankariya		62	32	30
Lhopa		50	24	26
Magar Kaike		41	20	21
Ganagai		40	29	11
Sindhi		39	18	21
Koche		38	19	19
Raji		32	16	16
Ranatharu		31	19	12
Bajureli		30	14	16
Meche		29	16	13
Angika		28	18	10
Darchuleli		27	12	15
Chhintang		23	10	13
Nar-Phu		23	16	7
Jumli		20	4	16
Hariyanwi		18	9	9
Sonaha		13	6	7
Kurmali		13	7	6
Dhuleli		12	6	6
Kewarat		11	6	5
Others		2401	1538	863
Not stated		53	30	23
<b>Dolakha</b>				
	All MTongues	172767	83720	89047
	Nepali	107457	51984	55473

## Annex 2: Population by mother tongue and sex, NPHC 2021

Area	Mother Tongue	Population		
		Total	Male	Female
	Tamang	28671	13732	14939
	Thami	15616	7503	8113
	Sherpa	8442	4131	4311
	Jirel	4161	2040	2121
	Nepalbhasha (Newari)	3915	1895	2020
	Sunuwar	1783	875	908
	Magar Dhut	898	427	471
	Maithili	365	279	86
	Majhi	265	147	118
	Gurung	225	106	119
	Bhojpuri	200	144	56
	Surel	136	71	65
	Bhujel	107	48	59
	Tharu	107	85	22
	Rai	93	41	52
	Avadhi	56	27	29
	Hindi	53	39	14
	Bangla	40	36	4
	Sign Language	32	17	15
	Yakthung/Limbu	28	12	16
	Bajjika	13	7	6
	Others	104	74	30
<b>Sindhupalchok</b>				
	All MTongues	262624	129205	133419
	Nepali	124660	60746	63914
	Tamang	93497	46271	47226
	Nepalbhasha (Newari)	16557	8055	8502
	Sherpa	9439	4763	4676
	Thami	4707	2292	2415
	H Yolmo/Yholmo	4139	2149	1990
	Danuwar	2853	1358	1495
	Magar Dhut	1741	905	836
	Done	922	448	474
	Ghale	881	446	435
	Majhi	687	342	345
	Maithili	381	247	134

## Annex 2: Population by mother tongue and sex, NPHC 2021

Area	Mother Tongue	Population		
		Total	Male	Female
	Pahari	367	185	182
	Gurung	357	183	174
	Bhojpuri	293	229	64
	Bhujel	209	104	105
	Tibetan	136	9	127
	Tharu	134	90	44
	Jirel	117	53	64
	Rai	107	50	57
	Hindi	59	45	14
	Lhomi	54	26	28
	Avadhi	38	17	21
	Sanskrit	36	21	15
	Bajjika	24	12	12
	Sign Language	23	12	11
	Sunuwar	23	11	12
	Yakthung/Limbu	21	12	9
	Doteli	20	15	5
	Others	142	109	33
<b>Rasuwa</b>				
	All MTongues	46689	24035	22654
	Tamang	31533	15938	15595
	Nepali	11435	6115	5320
	Ghale	1775	928	847
	Tibetan	802	392	410
	Gurung	346	164	182
	Nepalbhasha (Newari)	248	148	100
	Sherpa	163	85	78
	Magar Dhut	96	57	39
	Bhojpuri	87	69	18
	Maithili	64	49	15
	Tharu	25	20	5
	Rai	23	16	7
	Hindi	17	11	6
	Avadhi	14	7	7
	Yakthung/Limbu	13	6	7
	Doteli	12	8	4
	Others	36	22	14

## Annex 2: Population by mother tongue and sex, NPHC 2021

Area	Mother Tongue	Population		
		Total	Male	Female
<b>Dhading</b>				
	All MTongues	325710	159048	166662
	Nepali	218402	106043	112359
	Tamang	65501	32086	33415
	Chepeng	9598	4864	4734
	Magar Dhut	8921	4289	4632
	Gurung	8680	4141	4539
	Ghale	4946	2421	2525
	Nepalbhasha (Newari)	4229	2088	2141
	Kumal	1932	940	992
	Bhojpuri	1127	733	394
	Rai	522	260	262
	Maithili	330	221	109
	Tharu	256	193	63
	Hindi	219	147	72
	Urdu	169	88	81
	Yakthung/Limbu	77	37	40
	Danuwar	46	22	24
	Sanskrit	46	21	25
	Magar Kham	45	21	24
	Khash	43	23	20
	Rajbanshi	43	17	26
	Musalman	42	19	23
	Bhujel	41	19	22
	Avadhi	36	18	18
	Darai	25	12	13
	Sunuwar	25	11	14
	Sherpa	24	11	13
	Doteli	19	11	8
	Baitadeli	18	5	13
	Bahing/Bayung	15	8	7
	Jirel	11	7	4
	Others	322	272	50
<b>Nuwakot</b>				
	All MTongues	263391	128998	134393
	Nepali	134344	65676	68668



## Annex 2: Population by mother tongue and sex, NPHC 2021

Area	Mother Tongue	Population		
		Total	Male	Female
	Tamang	107424	52199	55225
	Nepalbhasha (Newari)	8636	4342	4294
	Danuwar	2934	1423	1511
	Rai	2545	1216	1329
	Kumal	1381	642	739
	Ghale	1302	614	688
	Gurung	1025	551	474
	Magar Dhut	921	515	406
	Bhojpuri	685	473	212
	Sherpa	465	238	227
	Maithili	387	273	114
	HyoImo/Yholmo	260	126	134
	Tharu	256	203	53
	Hindi	219	140	79
	Sanskrit	131	85	46
	Urdu	65	40	25
	Yakthung/Limbu	56	40	16
	Chamling	46	21	25
	Bhujel	43	23	20
	Sunuwar	42	20	22
	Avadhi	34	14	20
	Doteli	23	18	5
	Rajbanshi	19	16	3
	Done	13	7	6
	Musalman	12	7	5
	Khash	11	4	7
	Oraon/Kudukh	10	5	5
	Others	102	67	35
<b>Kathmandu</b>				
	All MTongues	2041587	1035726	1005861
	Nepali	1246821	629159	617662
	Nepalbhasha (Newari)	307802	151525	156277
	Tamang	196497	96505	99992
	Magar Dhut	42546	20998	21548
	Maithili	39060	24462	14598
	Bhojpuri	30398	20260	10138

## Annex 2: Population by mother tongue and sex, NPHC 2021

Area	Mother Tongue	Population		
		Total	Male	Female
	Gurung	27518	12891	14627
	Sherpa	27152	13272	13880
	Rai	20376	9383	10993
	Hindi	17005	10467	6538
	Tharu	15373	8787	6586
	Yakthung/Limbu	9000	4399	4601
	Marwadi	4893	2571	2322
	Doteli	4672	2941	1731
	Sunuwar	3585	1721	1864
	Bangla	3395	2724	671
	H Yolmo/Yholmo	3349	1643	1706
	Chamling	2983	1420	1563
	Urdu	2405	1431	974
	Tibetan	2271	1146	1125
	Ghale	2148	995	1153
	Bantawa	2123	976	1147
	Bajjika	2040	1413	627
	Sanskrit	2000	1167	833
	Bhote	1278	762	516
	Majhi	1278	660	618
	Avadhi	1278	715	563
	Thulung	1260	600	660
	Thakali	1251	613	638
	Kulung	1245	626	619
	Khash	1126	641	485
	Magar Kham	1004	486	518
	Thami	917	465	452
	Khaling	888	424	464
	Manange	858	398	460
	Bote	703	327	376
	Bahing/Bayung	619	291	328
	Danuwar	617	321	296
	Rajbanshi	576	317	259
	Chhantyal	526	254	272
	Bhujel	515	255	260
	Chepang	511	279	232
	Jirel	486	237	249

## Annex 2: Population by mother tongue and sex, NPHC 2021

Area	Mother Tongue	Population		
		Total	Male	Female
Nachhiring		474	213	261
Wambule		413	208	205
Sampang		407	186	221
Dumi		383	184	199
Dhimal		380	185	195
Musalman		354	201	153
English		322	170	152
Yakkha		311	152	159
Kumal		289	155	134
Mugali		263	103	160
Chum/Nubri		229	119	110
Punjabi		204	118	86
Baitadeli		199	98	101
Magahi		195	128	67
Lhomi		184	85	99
Dura		178	85	93
Bajhang		172	87	85
Yamphu/Yamphe		170	82	88
Waling/Walung		168	84	84
Sign Language		167	94	73
Chhiling		164	42	122
Balkura/Baram		160	84	76
Achhami		154	77	77
Tilung		148	81	67
Karmarong		136	116	20
Pahari		124	65	59
Darai		116	62	54
Tajpuriya		107	61	46
Oraon/Kudukh		101	69	32
Lohorung		98	47	51
Mewahang		96	53	43
Koyee		88	46	42
Hayu/Vayu		78	50	28
Dolpali		74	26	48
Puma		69	31	38
Byansi		68	37	31
Jero/Jerung		58	27	31

## Annex 2: Population by mother tongue and sex, NPHC 2021

Area	Mother Tongue	Population		
		Total	Male	Female
	Santhali	56	31	25
	Lhopa	50	24	26
	Athpahariya	44	24	20
	Dungmali	37	23	14
	Koche	34	17	17
	Lapcha	33	14	19
	Ganagai	30	23	7
	Sindhi	28	14	14
	Ranatharu	27	16	11
	Raji	25	13	12
	Bajureli	25	12	13
	Nar-Phu	22	15	7
	Darchuleli	21	8	13
	Magar Kaike	18	10	8
	Jumli	17	4	13
	Hariyanwi	16	8	8
	Angika	16	9	7
	Kewarat	11	6	5
	Others	1410	809	601
	Not stated	18	8	10
<b>Bhaktapur</b>				
	All MTongues	432132	218418	213714
	Nepali	218459	110410	108049
	Nepalbhasha (Newari)	141382	70413	70969
	Tamang	41172	20193	20979
	Maithili	6527	4061	2466
	Magar Dhut	6216	3220	2996
	Rai	3574	1663	1911
	Bhojpuri	3126	2086	1040
	Tharu	1956	1150	806
	Yakthung/Limbu	1640	788	852
	Chamling	935	447	488
	Gurung	894	429	465
	Hindi	888	623	265
	Sunuwar	622	330	292
	Sherpa	503	227	276

## Annex 2: Population by mother tongue and sex, NPHC 2021

Area	Mother Tongue	Population		
		Total	Male	Female
Doteli		391	253	138
Bantawa		332	155	177
Majhi		330	174	156
Bajjika		304	218	86
Thami		249	133	116
Thulung		208	98	110
Urdu		180	121	59
Bangla		151	117	34
Bahing/Bayung		145	67	78
Sanskrit		131	78	53
Khash		126	80	46
Avadhi		124	76	48
Bhujel		114	62	52
Ghale		107	51	56
Rajbanshi		94	56	38
Danuwar		79	44	35
Pahari		75	37	38
Jirel		65	30	35
Chepang		59	26	33
Sampang		58	31	27
Khaling		52	28	24
Wambule		51	25	26
Magar Kham		50	21	29
H yolmo/Yholmo		50	29	21
Dumi		49	26	23
Kulung		45	20	25
Magahi		43	29	14
Dhimal		40	20	20
Bhote		38	16	22
English		38	19	19
Tibetan		35	28	7
Puma		31	14	17
Yakkha		29	14	15
Musalman		26	14	12
Baitadeli		24	10	14
Marwadi		18	8	10
Yamphu/Yamphe		17	6	11

## Annex 2: Population by mother tongue and sex, NPHC 2021

Area	Mother Tongue	Population		
		Total	Male	Female
	Kumal	17	10	7
	Nachhiring	17	8	9
	Mewahang	14	8	6
	Waling/Walung	14	7	7
	Tajpuriya	13	6	7
	Santhali	13	7	6
	Achhami	13	6	7
	Sign Language	11	6	5
	Bajhang	11	4	7
	Lohorung	10	7	3
	Hayu/Vayu	10	2	8
	Others	137	73	64
<b>Lalitpur</b>				
	All MTongues	551667	277131	274536
	Nepali	251602	126065	125537
	Nepalbhasha (Newari)	148701	72946	75755
	Tamang	67058	32982	34076
	Maithili	15973	9511	6462
	Magar Dhut	14779	7197	7582
	Rai	9107	4245	4862
	Tharu	6475	3630	2845
	Bhojpuri	6131	4030	2101
	Yakthung/Limbu	5304	2489	2815
	Gurung	3515	1633	1882
	Pahari	3488	1815	1673
	Hindi	2719	1799	920
	Chamling	1513	710	803
	Bantawa	1403	661	742
	Sunuwar	1363	669	694
	Danuwar	1171	604	567
	Bajjika	1102	746	356
	Doteli	904	540	364
	Sherpa	818	372	446
	Marwadi	682	362	320
	Majhi	478	246	232
	Wambule	477	232	245

## Annex 2: Population by mother tongue and sex, NPHC 2021

Area	Mother Tongue	Population		
		Total	Male	Female
Urdu		422	275	147
Thulung		373	169	204
Bangla		334	233	101
Tibetan		324	151	173
English		316	163	153
Sampang		308	145	163
Thami		304	159	145
Avadhi		275	156	119
Bahing/Bayung		272	132	140
Ghale		233	110	123
Yakkha		206	99	107
Rajbanshi		201	122	79
Khaling		176	89	87
Sanskrit		175	97	78
Magar Kham		167	75	92
Khash		166	82	84
Thakali		151	72	79
Kulung		138	78	60
Dumi		136	66	70
Jirel		132	64	68
Chepang		124	64	60
Bhujel		106	53	53
Punjabi		103	60	43
Nachhiring		74	33	41
Yamphu/Yamphe		70	36	34
Kumal		68	36	32
Lohorung		65	36	29
Dura		61	27	34
Puma		59	27	32
Magahi		56	30	26
Baitadeli		53	28	25
Achhami		48	25	23
Mewahang		45	19	26
Bhote		41	19	22
Dungmali		40	17	23
Tajpuriya		39	22	17
Athpahariya		38	16	22

## Annex 2: Population by mother tongue and sex, NPHC 2021

Area	Mother Tongue	Population		
		Total	Male	Female
	Dhimal	38	19	19
	Koyee	36	15	21
	Oraon/Kudukh	35	21	14
	Darai	33	17	16
	Lapcha	31	19	12
	Lhomi	28	15	13
	Musalman	27	16	11
	H yolmo/Yholmo	26	15	11
	Santhali	26	13	13
	Chhantyal	21	11	10
	Balkura/Baram	20	11	9
	Hayu/Vayu	17	10	7
	Manange	16	9	7
	Bote	16	9	7
	Bajhang	15	6	9
	Magar Kaike	14	7	7
	Sign Language	14	9	5
	Byansi	13	6	7
	Chhiling	11	7	4
	Meche	10	5	5
	Others	534	308	226
	Not stated	24	14	10
<b>Kavrepalanchok</b>				
	All MTongues	364039	178909	185130
	Nepali	183435	90172	93263
	Tamang	120665	58328	62337
	Nepalbhasha (Newari)	39730	19508	20222
	Magar Dhut	5884	3034	2850
	Danuwar	5087	2476	2611
	Majhi	1367	680	687
	Rai	1304	706	598
	Done	1028	477	551
	Bhojpuri	1002	702	300
	Maithili	993	637	356
	Gurung	619	326	293
	Tharu	520	374	146



## Annex 2: Population by mother tongue and sex, NPHC 2021

Area	Mother Tongue	Population		
		Total	Male	Female
	Pahari	457	243	214
	Hindi	399	292	107
	Bhujel	290	137	153
	Thami	174	98	76
	Bhote	171	170	1
	Yakthung/Limbu	133	90	43
	Sherpa	115	58	57
	Sunuwar	80	46	34
	Avadhi	61	31	30
	Sanskrit	54	37	17
	Doteli	49	35	14
	Bajjika	41	29	12
	Chepang	31	19	12
	Chamling	30	17	13
	Bantawa	28	13	15
	Kumal	26	25	1
	Urdu	20	11	9
	Jirel	19	10	9
	Sign Language	17	7	10
	Rajbanshi	17	13	4
	Bangla	15	10	5
	Baitadeli	13	4	9
	English	12	8	4
	Musalman	12	7	5
	Marwadi	12	6	6
	Sampang	11	6	5
	Dhimal	11	3	8
	Others	107	64	43
<b>Ramechhap</b>				
	All MTongues	170302	80824	89478
	Nepali	94368	44827	49541
	Tamang	31329	14535	16794
	Nepalbhasha (Newari)	13220	6251	6969
	Magar Dhut	10416	4741	5675
	Sunuwar	7075	3487	3588
	Majhi	5070	2457	2613

## Annex 2: Population by mother tongue and sex, NPHC 2021

Area	Mother Tongue	Population		
		Total	Male	Female
	Sherpa	3920	1936	1984
	Thami	2325	1109	1216
	Maithili	456	339	117
	Pahari	401	188	213
	Kagate	360	188	172
	Bhujel	315	160	155
	Bhojpuri	245	156	89
	H Yolmo/Yholmo	242	121	121
	Rai	79	41	38
	Gurung	77	34	43
	Doteli	65	44	21
	Hayu/Vayu	60	29	31
	Tharu	58	44	14
	Bajjika	26	23	3
	Avadhi	21	12	9
	Sanskrit	20	11	9
	Hindi	16	13	3
	Baitadeli	15	4	11
	Yakthung/Limbu	12	6	6
	Tilung	11	11	0
	Jirel	10	5	5
	Others	90	52	38
<b>Sindhuli</b>				
	All MTongues	300026	147065	152961
	Nepali	157064	76928	80136
	Tamang	75386	36754	38632
	Magar Dhut	24335	11761	12574
	Danuwar	19825	9294	10531
	Nepalbhasha (Newari)	6241	3090	3151
	Maithili	5400	3207	2193
	Sunuwar	3308	1644	1664
	Majhi	2239	1058	1181
	Rai	2096	1047	1049
	Wambule	745	368	377
	Thami	695	354	341
	Hayu/Vayu	604	269	335

## Annex 2: Population by mother tongue and sex, NPHC 2021

Area	Mother Tongue	Population		
		Total	Male	Female
	Bhojpuri	505	376	129
	Bhujel	246	114	132
	Tharu	227	146	81
	Gurung	163	82	81
	Bajjika	152	119	33
	Pahari	150	65	85
	Jero/Jerung	142	67	75
	Hindi	107	72	35
	Sanskrit	63	49	14
	Chamling	49	27	22
	Ghale	41	23	18
	Bahing/Bayung	35	16	19
	Avadhi	31	20	11
	Yakthung/Limbu	24	14	10
	Urdu	23	16	7
	Bangla	22	16	6
	Sherpa	21	8	13
	Magahi	11	6	5
	Others	76	55	21
<b>Makwanpur</b>				
	All MTongues	466073	233816	232257
	Tamang	206154	101905	104249
	Nepali	191926	95884	96042
	Chepang	20621	10429	10192
	Nepalbhasha (Newari)	17659	8691	8968
	Bhojpuri	8143	5110	3033
	Magar Dhut	6780	3503	3277
	Rai	3338	1668	1670
	Maithili	2804	1684	1120
	Tharu	1538	957	581
	Gurung	1135	591	544
	Hindi	1064	715	349
	Majhi	932	460	472
	Ghale	575	271	304
	Danuwar	557	267	290
	Bajjika	546	423	123

## Annex 2: Population by mother tongue and sex, NPHC 2021

Area	Mother Tongue	Population		
		Total	Male	Female
	Pahari	476	236	240
	Urdu	275	163	112
	Sunuwar	193	105	88
	Marwadi	184	92	92
	Yakthung/Limbu	159	78	81
	Avadhi	135	90	45
	Sanskrit	81	45	36
	Magar Kham	78	38	40
	Sherpa	75	28	47
	Thami	70	39	31
	Doteli	69	61	8
	Bhujel	67	33	34
	Bankariya	61	32	29
	Bangla	44	29	15
	Musalman	36	17	19
	Darai	25	14	11
	Chamling	24	9	15
	Bote	20	10	10
	Khash	20	13	7
	Dumi	19	7	12
	Bantawa	17	11	6
	Jirel	12	4	8
	Sign Language	11	7	4
	Others	150	97	53
<b>Chitawan</b>				
	All MTongues	719859	351789	368070
	Nepali	488008	235816	252192
	Tharu	68498	33034	35464
	Tamang	35555	17337	18218
	Chepang	23926	12183	11743
	Gurung	23339	10699	12640
	Magar Dhut	23205	10724	12481
	Bhojpuri	17821	11238	6583
	Nepalbhasha (Newari)	14623	7113	7510
	Darai	7352	3588	3764
	Maithili	3715	2371	1344

## Annex 2: Population by mother tongue and sex, NPHC 2021

Area	Mother Tongue	Population		
		Total	Male	Female
Hindi		2603	1797	806
Bote		2120	1067	1053
Kumal		1475	681	794
Rai		1245	585	660
Ghale		1178	557	621
Majhi		555	293	262
Bajjika		546	445	101
Bhujel		533	251	282
Sanskrit		433	241	192
Urdu		374	220	154
Dura		277	125	152
Marwadi		257	135	122
Avadhi		254	150	104
Yakthung/Limbu		207	112	95
Bangla		195	165	30
H Yolmo/Yholmo		176	88	88
Musalman		145	70	75
Doteli		119	94	25
Khash		115	59	56
Thakali		111	53	58
Magar Kham		103	53	50
Sherpa		75	35	40
Balkura/Baram		55	22	33
Sunuwar		51	26	25
Rajbanshi		48	28	20
Sign Language		44	26	18
Santhali		34	18	16
Khaling		29	14	15
Bahing/Bayung		26	13	13
Danuwar		24	13	11
Wambule		23	10	13
Pahari		23	15	8
Lohorung		23	10	13
Baitadeli		23	13	10
English		22	11	11
Thami		21	8	13
Magahi		19	13	6

## Annex 2: Population by mother tongue and sex, NPHC 2021

Area	Mother Tongue	Population		
		Total	Male	Female
	Bantawa	14	6	8
	Chamling	13	6	7
	Tibetan	10	8	2
	Others	219	150	69
<b>Gandaki</b>				
	All MTongues	2466427	1170833	1295594
	Nepali	1810003	856228	953775
	Magar Dhut	236729	108936	127793
	Gurung	208088	96855	111233
	Tharu	42795	20985	21810
	Nepalbhasha (Newari)	37801	18324	19477
	Tamang	33471	16546	16925
	Bhojpuri	15090	9897	5193
	Magar Kham	8030	3846	4184
	Ghale	7997	3899	4098
	Kumal	6027	2868	3159
	Hindi	5573	4051	1522
	Darai	4338	2032	2306
	Chum/Nubri	4052	1950	2102
	Maithili	3642	2361	1281
	Chepang	3209	1633	1576
	Chhantyal	3092	1480	1612
	Sanskrit	2924	1947	977
	Rai	2706	1446	1260
	Bhujel	2515	1233	1282
	Bote	2512	1252	1260
	Khash	2342	1076	1266
	Thakali	2252	1111	1141
	Lhopa	2202	1063	1139
	Musalman	1836	787	1049
	Baragunwa	1536	732	804
	Dura	1337	614	723
	Balkura/Baram	1287	598	689
	Majhi	1236	623	613
	Urdu	1066	545	521
	Tibetan	1051	474	577

## Annex 2: Population by mother tongue and sex, NPHC 2021

Area	Mother Tongue	Population		
		Total	Male	Female
Manange		951	436	515
Avadhi		875	465	410
Bajjika		830	434	396
Bangla		727	563	164
Yakthung/Limbu		632	366	266
Lowa		623	320	303
H Yolmo/Yholmo		602	282	320
Sherpa		512	292	220
Nar-Phu		401	176	225
Sign Language		316	176	140
Rajbanshi		304	132	172
Doteli		215	144	71
Sunuwar		206	106	100
Bhote		181	94	87
Bantawa		167	108	59
English		166	89	77
Chamling		162	106	56
Baitadeli		154	64	90
Marwadi		130	76	54
Dolpali		110	46	64
Wambule		82	49	33
Kulung		76	49	27
Thulung		60	37	23
Jirel		48	30	18
Dumi		45	19	26
Thami		39	26	13
Bahing/Bayung		39	27	12
Punjabi		36	22	14
Pahari		22	10	12
Lohorung		21	13	8
Sampang		19	10	9
Magahi		18	12	6
Puma		18	12	6
Danuwar		17	8	9
Hayu/Vayu		16	6	10
Chhiling		13	9	4
Yakkha		13	11	2

## Annex 2: Population by mother tongue and sex, NPHC 2021

Area	Mother Tongue	Population		
		Total	Male	Female
	Dhimal	12	7	5
	Chhintang	11	7	4
	Khaling	11	10	1
	Lapcha	11	6	5
	Koyee	10	6	4
	Others	703	540	163
	Not stated	84	40	44
<b>Gorkha</b>				
	All MTongues	251027	118155	132872
	Nepali	169119	78907	90212
	Gurung	40266	19008	21258
	Magar Dhut	13570	6408	7162
	Tamang	6698	3225	3473
	Ghale	5570	2690	2880
	Chum/Nubri	4051	1949	2102
	Nepalbhasha (Newari)	2685	1271	1414
	Chepang	2397	1195	1202
	Kumal	2020	974	1046
	Balkura/Baram	1270	589	681
	Bhojpuri	800	479	321
	Musalman	649	262	387
	Majhi	243	113	130
	Maithili	155	100	55
	Hindi	152	112	40
	Tharu	149	92	57
	Rai	124	87	37
	Avadhi	108	55	53
	Urdu	104	48	56
	Sanskrit	103	58	45
	Yakthung/Limbu	101	77	24
	Chamling	89	70	19
	Bhujel	88	46	42
	Sherpa	55	32	23
	Bantawa	55	51	4
	Darai	50	25	25
	H Yolmo/Yholmo	39	19	20



## Annex 2: Population by mother tongue and sex, NPHC 2021

Area	Mother Tongue	Population		
		Total	Male	Female
	Bangla	36	26	10
	Sign Language	31	11	20
	Kulung	18	18	0
	Bahing/Bayung	18	15	3
	Khash	16	8	8
	Baitadeli	16	9	7
	Bajjika	14	6	8
	Wambule	13	11	2
	Doteli	12	10	2
	Bhote	12	9	3
	Thulung	12	10	2
	English	11	2	9
	Koyee	10	6	4
	Others	98	72	26
<b>Manang</b>				
	All MTongues	5658	3192	2466
	Gurung	1938	995	943
	Nepali	1372	990	382
	Manange	931	426	505
	Nar-Phu	401	176	225
	Tibetan	295	140	155
	Tamang	178	106	72
	Magar Dhut	126	83	43
	Ghale	115	66	49
	Dumi	43	17	26
	Nepalbhasha (Newari)	34	27	7
	Rai	32	24	8
	Bhojpuri	26	18	8
	Magar Kham	23	13	10
	Tharu	19	17	2
	Sherpa	15	14	1
	Thakali	14	7	7
	Sign Language	13	8	5
	Maithili	10	10	0
	Others	73	55	18

## Annex 2: Population by mother tongue and sex, NPHC 2021

Area	Mother Tongue	Population		
		Total	Male	Female
<b>Mustang</b>				
	All MTongues	14452	7934	6518
	Nepali	6843	4042	2801
	Lhopa	2052	978	1074
	Baragunwa	1536	732	804
	Thakali	1022	522	500
	Tibetan	607	257	350
	Gurung	452	230	222
	Lowa	440	236	204
	Magar Dhut	396	231	165
	Tamang	225	158	67
	Magar Kham	195	107	88
	Bhote	119	62	57
	Sherpa	106	65	41
	Dolpali	100	40	60
	Tharu	54	50	4
	Maithili	41	32	9
	Bhojpuri	36	27	9
	Nepalbhasha (Newari)	33	30	3
	Rai	21	15	6
	Ghale	17	10	7
	Sign Language	16	11	5
	Wambule	15	7	8
	Hindi	13	13	0
	Yakthung/Limbu	10	6	4
	Avadhi	10	8	2
	Sanskrit	10	9	1
	Others	83	56	27
<b>Myagdi</b>				
	All MTongues	107033	52153	54880
	Nepali	99219	47739	51480
	Magar Dhut	3983	2011	1972
	Chhantyal	1029	532	497
	Magar Kham	728	358	370
	Hindi	616	584	32
	Nepalbhasha (Newari)	376	189	187

## Annex 2: Population by mother tongue and sex, NPHC 2021

Area	Mother Tongue	Population		
		Total	Male	Female
	Gurung	219	106	113
	Bhojpuri	194	142	52
	Tharu	157	149	8
	Tamang	103	72	31
	Maithili	88	67	21
	Thakali	74	36	38
	Rai	57	43	14
	Avadhi	35	25	10
	Khash	30	12	18
	Sherpa	15	14	1
	English	14	7	7
	Majhi	13	13	0
	Sanskrit	13	7	6
	Baitadeli	10	3	7
	Others	60	44	16
<b>Kaski</b>				
	All MTongues	600051	292791	307260
	Nepali	466069	226904	239165
	Gurung	66865	30566	36299
	Magar Dhut	23533	11140	12393
	Nepalbhasha (Newari)	11473	5667	5806
	Tamang	9028	4506	4522
	Bhojpuri	5079	3586	1493
	Hindi	2607	1814	793
	Tharu	2033	1318	715
	Maithili	1815	1162	653
	Rai	1648	833	815
	Magar Kham	1543	723	820
	Thakali	962	443	519
	Chhantyal	936	431	505
	Bajjika	691	352	339
	Sanskrit	542	392	150
	Bangla	518	412	106
	Yakthung/Limbu	370	206	164
	Musalman	324	162	162
	Ghale	276	143	133

## Annex 2: Population by mother tongue and sex, NPHC 2021

Area	Mother Tongue	Population		
		Total	Male	Female
	Sherpa	257	132	125
	Bhujel	247	121	126
	H yolmo/Yholmo	217	94	123
	Lowa	183	84	99
	Dura	170	74	96
	Avadhi	169	90	79
	Khash	166	84	82
	Kumal	164	83	81
	Urdu	146	87	59
	Sunuwar	137	68	69
	Rajbanshi	122	63	59
	Tibetan	103	51	52
	English	102	60	42
	Doteli	99	63	36
	Lhopa	99	60	39
	Bantawa	86	43	43
	Sign Language	81	40	41
	Marwadi	74	43	31
	Chepang	73	38	35
	Majhi	63	43	20
	Chamling	55	26	29
	Kulung	53	28	25
	Bhote	46	20	26
	Darai	43	21	22
	Jirel	36	20	16
	Thulung	29	15	14
	Baitadeli	28	6	22
	Punjabi	25	14	11
	Thami	22	14	8
	Bote	17	8	9
	Puma	15	9	6
	Bahing/Bayung	14	7	7
	Wambule	12	8	4
	Chhintang	11	7	4
	Others	502	375	127
	Not stated	73	32	41

## Annex 2: Population by mother tongue and sex, NPHC 2021

Area	Mother Tongue	Population		
		Total	Male	Female
<b>Lamjung</b>				
	All MTongues	155852	74077	81775
	Nepali	92919	43855	49064
	Gurung	43238	20370	22868
	Tamang	10454	5121	5333
	Nepalbhasha (Newari)	2466	1218	1248
	Ghale	1870	923	947
	Magar Dhut	1550	752	798
	Dura	846	381	465
	Bhojpuri	466	321	145
	H Yolmo/Yholmo	326	157	169
	Kumal	302	151	151
	Bhujel	204	105	99
	Hindi	165	118	47
	Urdu	150	80	70
	Maithili	146	90	56
	Tharu	143	98	45
	Rai	95	53	42
	Bote	68	35	33
	Avadhi	62	31	31
	Musalman	57	27	30
	Chepang	57	36	21
	Sanskrit	42	22	20
	Sign Language	32	20	12
	Yakthung/Limbu	31	14	17
	Majhi	26	15	11
	Khash	23	9	14
	Magar Kham	19	13	6
	Bajjika	14	10	4
	Thakali	14	8	6
	Others	67	44	23
<b>Tanahu</b>				
	All MTongues	321153	150094	171059
	Nepali	201387	93655	107732
	Magar Dhut	63241	28846	34395
	Gurung	26104	12072	14032

## Annex 2: Population by mother tongue and sex, NPHC 2021

Area	Mother Tongue	Population		
		Total	Male	Female
	Nepalbhasha (Newari)	11379	5410	5969
	Darai	3518	1641	1877
	Tamang	2879	1395	1484
	Bhojpuri	1950	1279	671
	Khash	1689	773	916
	Bhujel	1375	668	707
	Kumal	1315	612	703
	Sanskrit	790	629	161
	Bote	761	396	365
	Hindi	725	527	198
	Chepang	589	309	280
	Musalman	533	223	310
	Maithili	460	306	154
	Tharu	456	314	142
	Rai	361	188	173
	Dura	313	153	160
	Urdu	232	119	113
	Magar Kham	150	72	78
	Majhi	142	61	81
	Bangla	82	67	15
	Avadhi	79	38	41
	Thakali	67	37	30
	Rajbanshi	59	15	44
	Sign Language	59	38	21
	Lhopa	51	25	26
	Wambule	41	22	19
	Ghale	32	14	18
	Sherpa	30	15	15
	Sunuwar	29	14	15
	Bajjika	24	19	5
	Yakthung/Limbu	22	14	8
	Baitadeli	21	9	12
	Pahari	18	7	11
	Bantawa	17	9	8
	Doteli	13	7	6
	H Yolmo/Yholmo	11	6	5
	Chamling	11	7	4

## Annex 2: Population by mother tongue and sex, NPHC 2021

Area	Mother Tongue	Population		
		Total	Male	Female
	English	11	4	7
	Others	127	79	48
<b>Nawalparasi (Bardaghat Susta East)</b>				
	All MTongues	378079	177887	200192
	Nepali	226412	106492	119920
	Magar Dhut	83178	37858	45320
	Tharu	39211	18531	20680
	Gurung	6668	3078	3590
	Bhojpuri	5370	3278	2092
	Nepalbhasha (Newari)	4797	2283	2514
	Tamang	3243	1603	1640
	Kumal	2168	1011	1157
	Bote	1560	757	803
	Hindi	799	550	249
	Darai	713	332	381
	Sanskrit	699	367	332
	Majhi	642	325	317
	Maithili	608	369	239
	Khash	269	118	151
	Urdu	236	114	122
	Rai	223	118	105
	Bhujel	189	95	94
	Avadhi	148	89	59
	Ghale	116	53	63
	Rajbanshi	115	48	67
	Chepang	69	43	26
	Bangla	62	39	23
	Musalman	56	26	30
	Yakthung/Limbu	54	18	36
	Sign Language	49	27	22
	Bajjika	49	25	24
	Marwadi	43	27	16
	Doteli	38	27	11
	Baitadeli	37	18	19
	Sunuwar	24	11	13
	Magar Kham	24	10	14

## Annex 2: Population by mother tongue and sex, NPHC 2021

Area	Mother Tongue	Population		
		Total	Male	Female
	Chhantyal	11	6	5
	Sherpa	11	5	6
	Others	188	136	52
<b>Syangja</b>				
	All MTongues	253024	116678	136346
	Nepali	189051	87023	102028
	Magar Dhut	38939	17678	21261
	Gurung	19377	8987	10390
	Nepalbhasha (Newari)	2712	1297	1415
	Sanskrit	467	308	159
	Bhujel	400	190	210
	Bhojpuri	394	237	157
	Tharu	311	215	96
	Hindi	233	154	79
	Musalman	200	81	119
	Khash	125	59	66
	Avadhi	113	59	54
	Maithili	102	75	27
	Urdu	97	48	49
	Majhi	92	43	49
	Tamang	89	46	43
	Rai	78	49	29
	Bote	78	40	38
	Kumal	36	19	17
	Thakali	18	11	7
	Yakthung/Limbu	16	9	7
	Sign Language	13	6	7
	Bangla	10	7	3
	Doteli	10	6	4
	Others	63	31	32
<b>Parbat</b>				
	All MTongues	130887	61678	69209
	Nepali	122869	57619	65250
	Gurung	2787	1354	1433
	Magar Dhut	2481	1187	1294



## Annex 2: Population by mother tongue and sex, NPHC 2021

Area	Mother Tongue	Population		
		Total	Male	Female
	Magar Kham	862	430	432
	Nepalbhasha (Newari)	809	404	405
	Bhojpuri	260	196	64
	Sanskrit	135	71	64
	Maithili	121	86	35
	Tamang	109	66	43
	Hindi	108	73	35
	Tharu	92	66	26
	Chhantyal	58	25	33
	Avadhi	51	22	29
	Rai	25	10	15
	Bote	18	8	10
	English	18	11	7
	Urdu	15	9	6
	Thakali	10	6	4
	Others	59	35	24
<b>Baglung</b>				
	All MTongues	249211	116194	133017
	Nepali	234743	109002	125741
	Magar Dhut	5732	2742	2990
	Magar Kham	4476	2117	2359
	Chhantyal	1043	477	566
	Nepalbhasha (Newari)	1037	528	509
	Bhojpuri	515	334	181
	Tamang	465	248	217
	Gurung	174	89	85
	Tharu	170	135	35
	Hindi	151	103	48
	Sanskrit	122	83	39
	Maithili	96	64	32
	Avadhi	91	43	48
	Urdu	84	38	46
	Thakali	59	34	25
	Rai	42	26	16
	Tibetan	33	16	17
	Baitadeli	26	12	14

## Annex 2: Population by mother tongue and sex, NPHC 2021

Area	Mother Tongue	Population		
		Total	Male	Female
	Bajjika	21	13	8
	Khash	17	9	8
	Musalman	15	5	10
	Kumal	15	12	3
	Yakthung/Limbu	14	12	2
	Sign Language	13	9	4
	Doteli	11	8	3
	Others	46	35	11
<b>Lumbini</b>				
	All MTongues	5122078	2454408	2667670
	Nepali	2604614	1213714	1390900
	Avadhi	855264	425711	429553
	Tharu	695949	335425	360524
	Bhojpuri	562062	286655	275407
	Magar Dhut	194948	89075	105873
	Magar Kham	59104	28146	30958
	Urdu	43688	21623	22065
	Hindi	27792	15436	12356
	Nepalbhasha (Newari)	24560	11885	12675
	Gurung	20263	9403	10860
	Kumal	5786	2783	3003
	Maithili	5761	3354	2407
	Tamang	3884	1979	1905
	Khash	2682	1323	1359
	Sanskrit	1964	1236	728
	Achhami	1518	546	972
	Musalman	1098	457	641
	Sonaha	973	479	494
	Bangla	907	622	285
	Marwadi	872	456	416
	Raji	743	365	378
	Bote	652	286	366
	Dailekhi	622	214	408
	Chhantyal	533	258	275
	Majhi	513	236	277
	Rajbanshi	430	221	209

## Annex 2: Population by mother tongue and sex, NPHC 2021

Area	Mother Tongue	Population		
		Total	Male	Female
Doteli		430	272	158
Rai		428	208	220
Thakali		372	172	200
Jumli		328	118	210
Sign Language		241	136	105
Punjabi		225	122	103
Kagate		213	122	91
Yakthung/Limbu		212	101	111
Bajjika		210	133	77
Sherpa		168	86	82
Darai		167	76	91
Baitadeli		156	63	93
Mugali		134	69	65
Hayu/Vayu		125	56	69
English		121	61	60
Bhujel		98	54	44
Chepang		58	26	32
Ghale		56	29	27
Sampang		45	23	22
Sunuwar		44	20	24
Bantawa		40	22	18
Santhali		35	19	16
Chamling		35	18	17
Sadhani		34	15	19
Bajhangsi		34	12	22
Magar Kaike		33	16	17
Bajureli		30	11	19
Dumi		29	15	14
Thami		27	15	12
Tibetan		26	15	11
Dhimal		24	11	13
Wambule		18	11	7
Hariyanwi		18	9	9
Pahari		15	7	8
Sindhi		15	5	10
Dhuleli		13	6	7
Kusunda		13	6	7

## Annex 2: Population by mother tongue and sex, NPHC 2021

Area	Mother Tongue	Population		
		Total	Male	Female
	Thulung	11	7	4
	Bankariya	11	7	4
	Magahi	11	7	4
	Others	503	291	212
	Not stated	90	48	42
<b>Rukum (East)</b>				
	All MTongues	56786	27516	29270
	Nepali	35810	17290	18520
	Magar Kham	18096	8811	9285
	Magar Dhut	1810	870	940
	Khash	665	334	331
	Bhojpuri	179	91	88
	Gurung	70	33	37
	Chhantyal	31	15	16
	Tharu	29	24	5
	Avadhi	29	18	11
	Hayu/Vayu	27	10	17
	Others	40	20	20
<b>Rolpa</b>				
	All MTongues	234793	109871	124922
	Nepali	199653	93116	106537
	Magar Kham	30756	14597	16159
	Magar Dhut	2422	1128	1294
	Bhojpuri	652	310	342
	Gurung	456	210	246
	Tamang	175	85	90
	Avadhi	142	97	45
	Tharu	140	122	18
	Nepalbhasha (Newari)	82	40	42
	Hindi	53	28	25
	Maithili	46	31	15
	Majhi	43	23	20
	Baitadeli	24	9	15
	Urdu	23	11	12
	Khash	17	8	9

## Annex 2: Population by mother tongue and sex, NPHC 2021

Area	Mother Tongue	Population		
		Total	Male	Female
	Hayu/Vayu	15	8	7
	Sanskrit	14	6	8
	Doteli	13	5	8
	Marwadi	11	5	6
	Sign Language	10	5	5
	Others	46	27	19
<b>Pyuthan</b>				
	All MTongues	232019	104132	127887
	Nepali	220120	98421	121699
	Magar Dhut	7799	3579	4220
	Nepalbhasha (Newari)	1284	637	647
	Gurung	1231	565	666
	Tharu	410	282	128
	Tamang	327	151	176
	Magar Kham	162	71	91
	Bhojpuri	118	82	36
	Sanskrit	109	105	4
	Hindi	94	61	33
	Avadhi	82	49	33
	Thakali	72	30	42
	Maithili	57	32	25
	Musalman	51	14	37
	Urdu	44	20	24
	Doteli	10	6	4
	Others	49	27	22
<b>Gulmi</b>				
	All MTongues	246494	112025	134469
	Nepali	234989	106475	128514
	Magar Dhut	6392	2974	3418
	Nepalbhasha (Newari)	2136	1034	1102
	Gurung	1158	569	589
	Bhojpuri	300	178	122
	Majhi	267	115	152
	Bote	253	106	147
	Tharu	173	122	51

## Annex 2: Population by mother tongue and sex, NPHC 2021

Area	Mother Tongue	Population		
		Total	Male	Female
	Kumal	159	66	93
	Magar Kham	138	64	74
	Hindi	88	57	31
	Avadhi	86	54	32
	Maithili	84	65	19
	Tamang	50	27	23
	Chhantyal	49	26	23
	Sanskrit	47	24	23
	Bhujel	16	9	7
	Khash	14	11	3
	Bangla	13	9	4
	Rai	11	7	4
	Musalman	10	4	6
	Urdu	10	6	4
	Others	51	23	28
<b>Arghakhanchi</b>				
	All MTongues	177086	80672	96414
	Nepali	170828	77638	93190
	Magar Dhut	2200	1030	1170
	Kumal	1679	752	927
	Nepalbhasha (Newari)	887	404	483
	Tharu	221	160	61
	Musalman	201	78	123
	Avadhi	158	96	62
	Khash	137	70	67
	Urdu	131	57	74
	Magar Kham	123	61	62
	Bhojpuri	120	86	34
	Sanskrit	107	72	35
	Gurung	77	38	39
	Hindi	62	33	29
	Maithili	54	34	20
	Tamang	23	13	10
	Rajbanshi	18	9	9
	Sign Language	11	7	4
	Bangla	11	11	0
	Others	38	23	15

## Annex 2: Population by mother tongue and sex, NPHC 2021

Area	Mother Tongue	Population		
		Total	Male	Female
<b>Palpa</b>				
	All MTongues	245027	112761	132266
	Nepali	152507	70245	82262
	Magar Dhut	82538	37242	45296
	Nepalbhasha (Newari)	4439	2106	2333
	Kumal	1946	931	1015
	Bhojpuri	847	552	295
	Hindi	692	561	131
	Tharu	428	286	142
	Bote	316	136	180
	Maithili	170	114	56
	Gurung	127	56	71
	Majhi	125	53	72
	Tamang	92	55	37
	Sanskrit	92	49	43
	Avadhi	91	52	39
	Urdu	84	51	33
	Hayu/Vayu	66	31	35
	Magar Kham	48	26	22
	Darai	47	20	27
	Musalman	40	16	24
	Rai	37	16	21
	Doteli	30	19	11
	Bhujel	30	14	16
	Sign Language	24	12	12
	Bajjika	22	14	8
	Khash	19	11	8
	Bangla	13	8	5
	Yakthung/Limbu	11	4	7
	Thakali	10	6	4
	Others	136	75	61
<b>Nawalparasi (Bardaghat Susta West)</b>				
	All MTongues	386868	188182	198686
	Bhojpuri	197078	97943	99135
	Nepali	111596	52590	59006
	Tharu	53482	25717	27765

## Annex 2: Population by mother tongue and sex, NPHC 2021

Area	Mother Tongue	Population		
		Total	Male	Female
	Magar Dhut	14288	6665	7623
	Gurung	3875	1796	2079
	Nepalbhasha (Newari)	1650	796	854
	Urdu	1146	571	575
	Tamang	1135	584	551
	Hindi	667	446	221
	Avadhi	460	264	196
	Maithili	457	255	202
	Kumal	140	73	67
	Sanskrit	134	76	58
	Magar Kham	70	36	34
	Rajbanshi	57	28	29
	Darai	55	25	30
	Khash	47	22	25
	Doteli	46	30	16
	Marwadi	41	25	16
	Musalman	38	10	28
	Ghale	32	14	18
	Rai	32	13	19
	Bangla	30	21	9
	Chepang	29	11	18
	Bajjika	27	23	4
	Yakthung/Limbu	26	14	12
	Majhi	23	19	4
	Thakali	21	11	10
	Sonaha	18	8	10
	Chhantyal	15	9	6
	Bantawa	11	6	5
	Thami	11	4	7
	Dhimal	10	4	6
	Baitadeli	10	6	4
	Others	111	67	44
<b>Rupandehi</b>				
	All MTongues	1121957	550478	571479
	Nepali	477665	228516	249149
	Bhojpuri	357108	184470	172638



## Annex 2: Population by mother tongue and sex, NPHC 2021

Area	Mother Tongue	Population		
		Total	Male	Female
	Avadhi	113786	53199	60587
	Tharu	81574	40267	41307
	Magar Dhut	46310	21143	25167
	Urdu	12737	6192	6545
	Gurung	10203	4718	5485
	Nepalbhasha (Newari)	9382	4577	4805
	Hindi	5050	2945	2105
	Maithili	2383	1325	1058
	Sanskrit	845	508	337
	Tamang	810	421	389
	Magar Kham	674	326	348
	Bangla	591	408	183
	Kumal	443	221	222
	Khash	333	162	171
	Marwadi	249	126	123
	Thakali	242	112	130
	Chhantyal	230	108	122
	Rai	214	103	111
	Sonaha	158	85	73
	Musalman	100	47	53
	Bajjika	71	48	23
	Yakthung/Limbu	71	32	39
	Rajbanshi	70	41	29
	Doteli	58	40	18
	English	44	18	26
	Punjabi	37	21	16
	Sign Language	32	18	14
	Bhujel	31	18	13
	Sherpa	30	17	13
	Magar Kaike	28	14	14
	Darai	27	13	14
	Baitadeli	22	13	9
	Majhi	19	10	9
	Santhali	19	9	10
	Kagate	19	14	5
	Sindhi	15	5	10
	Chepang	14	7	7

## Annex 2: Population by mother tongue and sex, NPHC 2021

Area	Mother Tongue	Population		
		Total	Male	Female
	Dumi	11	7	4
	Bote	10	8	2
	Others	205	123	82
	Not stated	37	23	14
<b>Kapilbastu</b>				
	All MTongues	682961	334687	348274
	Avadhi	457005	227246	229759
	Nepali	129400	60780	68620
	Tharu	72342	35169	37173
	Urdu	8801	4153	4648
	Magar Dhut	7497	3421	4076
	Bhojpuri	2249	1125	1124
	Hindi	1777	812	965
	Magar Kham	963	470	493
	Nepalbhasha (Newari)	563	279	284
	Gurung	442	192	250
	Marwadi	348	178	170
	Sanskrit	312	201	111
	Maithili	304	176	128
	Sonaha	158	70	88
	Bangla	117	70	47
	Tamang	104	58	46
	Kagate	97	54	43
	Khash	94	38	56
	Musalman	94	36	58
	Punjabi	61	33	28
	Doteli	14	8	6
	Baitadeli	14	5	9
	Yakthung/Limbu	13	9	4
	Bote	13	5	8
	Sign Language	13	10	3
	Bajjika	12	4	8
	Rai	12	6	6
	Hayu/Vayu	11	6	5
	Others	131	73	58

## Annex 2: Population by mother tongue and sex, NPHC 2021

Area	Mother Tongue	Population		
		Total	Male	Female
<b>Dang</b>				
	All MTongues	674993	320573	354420
	Nepali	453409	212449	240960
	Tharu	174585	84586	89999
	Magar Dhut	14465	6731	7734
	Avadhi	14029	7315	6714
	Magar Kham	7618	3473	4145
	Hindi	3670	2229	1441
	Nepalbhasha (Newari)	1439	694	745
	Kumal	1359	711	648
	Gurung	850	423	427
	Bhojpuri	826	462	364
	Urdu	796	414	382
	Maithili	452	268	184
	Musalman	257	117	140
	Tamang	220	123	97
	Chhantyal	201	97	104
	Sanskrit	174	111	63
	Rajbanshi	93	51	42
	Khash	79	42	37
	Bangla	66	49	17
	Sign Language	60	38	22
	Rai	44	23	21
	Yakthung/Limbu	31	16	15
	Jumli	26	13	13
	Doteli	26	17	9
	Sunuwar	24	9	15
	Bote	23	13	10
	Baitadeli	21	5	16
	Wambule	16	10	6
	Sherpa	11	5	6
	Others	123	79	44
<b>Banke</b>				
	All MTongues	603194	296745	306449
	Nepali	251890	119368	132522
	Avadhi	224144	114410	109734

## Annex 2: Population by mother tongue and sex, NPHC 2021

Area	Mother Tongue	Population		
		Total	Male	Female
	Tharu	80735	39249	41486
	Urdu	18948	9665	9283
	Hindi	12844	6837	6007
	Magar Dhut	6254	2899	3355
	Nepalbhasha (Newari)	1877	929	948
	Maithili	1297	827	470
	Khash	1108	534	574
	Gurung	821	379	442
	Bhojpuri	643	338	305
	Tamang	422	214	208
	Magar Kham	266	123	143
	Rajbanshi	183	87	96
	Marwadi	182	97	85
	Jumli	143	44	99
	Mugali	134	69	65
	Sherpa	117	59	58
	Doteli	114	79	35
	Punjabi	109	56	53
	Musalman	107	50	57
	Sanskrit	90	63	27
	Achhami	77	24	53
	Kagate	77	43	34
	Sign Language	61	29	32
	Bangla	60	42	18
	Dailekhi	51	21	30
	Rai	43	21	22
	Kumal	40	17	23
	Bajjika	32	18	14
	English	24	16	8
	Sadhani	21	13	8
	Yakthung/Limbu	21	10	11
	Raji	21	7	14
	Bajureli	20	6	14
	Majhi	15	4	11
	Bantawa	14	8	6
	Dumi	13	6	7
	Baitadeli	12	6	6

## Annex 2: Population by mother tongue and sex, NPHC 2021

Area	Mother Tongue	Population		
		Total	Male	Female
	Pahari	12	5	7
	Others	111	57	54
	Not stated	41	16	25
<b>Bardiya</b>				
	All MTongues	459900	216766	243134
	Tharu	231830	109441	122389
	Nepali	166747	76826	89921
	Avadhi	45252	22911	22341
	Magar Dhut	2973	1393	1580
	Hindi	2792	1426	1366
	Bhojpuri	1942	1018	924
	Achhami	1439	522	917
	Urdu	968	483	485
	Gurung	953	424	529
	Nepalbhasha (Newari)	814	385	429
	Raji	718	356	362
	Sonaha	639	316	323
	Dailekhi	570	193	377
	Tamang	524	248	276
	Maithili	448	221	227
	Musalman	193	81	112
	Magar Kham	190	88	102
	Khash	169	91	78
	Jumli	157	60	97
	Doteli	102	56	46
	Sanskrit	40	21	19
	Bote	36	17	19
	Darai	30	11	19
	Bajhang	22	8	14
	Marwadi	21	12	9
	English	19	8	11
	Rai	19	8	11
	Bajjika	18	9	9
	Sign Language	17	9	8
	Baitadeli	17	5	12
	Sampang	16	8	8

## Annex 2: Population by mother tongue and sex, NPHC 2021

Area	Mother Tongue	Population		
		Total	Male	Female
	Kagate	15	8	7
	Yakthung/Limbu	15	4	11
	Kumal	14	7	7
	Ghale	12	7	5
	Majhi	11	6	5
	Others	158	79	79
<b>Karnali</b>				
	All MTongues	1688412	823761	864651
	Nepali	1500161	730659	769502
	Khash	107084	53258	53826
	Magar Dhut	27072	13254	13818
	Magar Kham	13535	6543	6992
	Tharu	7791	4257	3534
	Bhote	5636	2822	2814
	Jumli	5259	2084	3175
	Dolpali	3048	1316	1732
	Karmarong	2483	1097	1386
	Mugali	1724	819	905
	Gurung	1516	748	768
	Tamang	1327	657	670
	Hindi	1204	737	467
	Achhami	1196	522	674
	Bote	1086	541	545
	Raji	993	501	492
	Magar Kaike	958	443	515
	Doteli	646	425	221
	Maithili	632	428	204
	Nepalbhasha (Newari)	629	360	269
	Bhojpuri	557	351	206
	Avadhi	523	297	226
	Sherpa	486	241	245
	Tichhurong Poike	410	187	223
	Byansi	380	190	190
	Dailekhi	366	140	226
	Khamchi(Raute)	324	155	169
	Urdu	182	96	86

## Annex 2: Population by mother tongue and sex, NPHC 2021

Area	Mother Tongue	Population		
		Total	Male	Female
	Baitadeli	123	48	75
	Sanskrit	117	72	45
	Rai	117	80	37
	Ghale	89	44	45
	Chhiling	81	36	45
	Chhantyal	70	29	41
	Yakthung/Limbu	61	37	24
	Sign Language	58	28	30
	Tibetan	57	28	29
	Musalman	51	25	26
	Majhi	33	22	11
	Thakali	31	15	16
	Bajureli	24	0	24
	Bajjika	21	9	12
	English	16	9	7
	Kumal	16	11	5
	Marwadi	15	6	9
	Rajbanshi	14	12	2
	Bajhang	14	4	10
	Sunuwar	13	10	3
	Others	183	108	75
<b>Dolpa</b>				
	All MTongues	42774	21371	21403
	Nepali	32191	16408	15783
	Magar Kham	4168	1972	2196
	Dolpali	3047	1316	1731
	Bote	1043	524	519
	Magar Kaike	846	395	451
	Magar Dhut	636	308	328
	Tichhurong Poike	410	187	223
	Gurung	162	82	80
	Tamang	70	44	26
	Ghale	37	20	17
	Bhojpuri	30	16	14
	Tharu	30	28	2
	Maithili	25	18	7

## Annex 2: Population by mother tongue and sex, NPHC 2021

Area	Mother Tongue	Population		
		Total	Male	Female
	Hindi	23	16	7
	Avadhi	11	8	3
	Others	45	29	16
<b>Mugu</b>				
	All MTongues	64549	32381	32168
	Nepali	55686	28146	27540
	Khash	4314	2156	2158
	Karmarong	2456	1085	1371
	Mugali	1510	730	780
	Tamang	296	120	176
	Bhote	145	54	91
	Avadhi	28	20	8
	Tharu	22	17	5
	Magar Kham	15	8	7
	Magar Dhut	10	9	1
	Others	67	36	31
<b>Humla</b>				
	All MTongues	55394	27886	27508
	Nepali	45326	22692	22634
	Bhote	5065	2578	2487
	Khash	3174	1597	1577
	Magar Kham	750	400	350
	Sherpa	428	217	211
	Byansi	376	189	187
	Magar Dhut	48	42	6
	Doteli	46	30	16
	Tharu	26	25	1
	Tamang	25	19	6
	Maithili	17	15	2
	Rai	15	15	0
	Nepalbhasha (Newari)	14	14	0
	Chhiling	14	7	7
	Avadhi	13	6	7
	Bhojpuri	12	10	2
	Others	45	30	15



## Annex 2: Population by mother tongue and sex, NPHC 2021

Area	Mother Tongue	Population		
		Total	Male	Female
<b>Jumla</b>				
	All MTongues	118349	59228	59121
	Khash	60542	30272	30270
	Nepali	50704	25949	24755
	Jumli	4897	1928	2969
	Tamang	431	181	250
	Bhote	421	189	232
	Magar Kham	311	149	162
	Mugali	214	89	125
	Magar Kaike	110	47	63
	Hindi	87	54	33
	Gurung	67	26	41
	Maithili	66	46	20
	Tharu	62	56	6
	Nepalbhasha (Newari)	57	33	24
	Chhiling	49	19	30
	Magar Dhut	46	31	15
	Sign Language	42	19	23
	Bhojpuri	38	34	4
	Sherpa	25	8	17
	Avadhi	22	16	6
	Thakali	20	11	9
	Doteli	18	14	4
	Karmarong	17	9	8
	Baitadeli	14	6	8
	Sanskrit	14	9	5
	Bote	12	4	8
	Others	63	29	34
<b>Kalikot</b>				
	All MTongues	145292	72245	73047
	Nepali	106418	53092	53326
	Khash	38023	18692	19331
	Magar Kham	489	261	228
	Magar Dhut	149	75	74
	Tharu	53	40	13
	Bajureli	23	0	23

## Annex 2: Population by mother tongue and sex, NPHC 2021

Area	Mother Tongue	Population		
		Total	Male	Female
	Maithili	20	19	1
	Avadhi	15	7	8
	Nepalbhasha (Newari)	14	12	2
	Baitadeli	11	4	7
	Bhojpuri	10	6	4
	Others	67	37	30
<b>Dailekh</b>				
	All MTongues	252313	120774	131539
	Nepali	241972	115684	126288
	Magar Dhut	7463	3640	3823
	Magar Kham	1347	665	682
	Khash	382	184	198
	Gurung	221	107	114
	Tamang	216	108	108
	Khamchi(Raute)	177	87	90
	Tharu	73	44	29
	Dailekhi	71	30	41
	Avadhi	64	38	26
	Nepalbhasha (Newari)	58	29	29
	Bhojpuri	55	29	26
	Maithili	41	29	12
	Sanskrit	34	30	4
	Baitadeli	29	11	18
	Hindi	22	18	4
	Majhi	21	12	9
	Jumli	14	4	10
	Rai	10	7	3
	Others	43	18	25
<b>Jajarkot</b>				
	All MTongues	189360	94063	95297
	Nepali	186977	92728	94249
	Magar Kham	1422	710	712
	Magar Dhut	547	321	226
	Tharu	131	115	16
	Avadhi	46	23	23

## Annex 2: Population by mother tongue and sex, NPHC 2021

Area	Mother Tongue	Population		
		Total	Male	Female
	Khash	44	25	19
	Bhojpuri	35	23	12
	Tamang	20	15	5
	Maithili	17	12	5
	Gurung	15	15	0
	Baitadeli	14	7	7
	Doteli	11	11	0
	Nepalbhasha (Newari)	11	10	1
	Hindi	10	9	1
	Others	60	39	21
<b>Rukum (West)</b>				
	All MTongues	166740	81091	85649
	Nepali	163992	79639	84353
	Magar Kham	2038	958	1080
	Magar Dhut	295	176	119
	Tharu	109	94	15
	Avadhi	69	36	33
	Hindi	59	43	16
	Tamang	33	30	3
	Nepalbhasha (Newari)	27	24	3
	Maithili	23	16	7
	Doteli	22	20	2
	Gurung	21	16	5
	Bhojpuri	19	13	6
	Others	33	26	7
<b>Salyan</b>				
	All MTongues	238515	114982	123533
	Nepali	234371	112882	121489
	Magar Kham	2429	1153	1276
	Magar Dhut	1067	547	520
	Khamchi(Raute)	147	68	79
	Tharu	118	89	29
	Hindi	81	52	29
	Avadhi	65	32	33
	Nepalbhasha (Newari)	46	23	23

## Annex 2: Population by mother tongue and sex, NPHC 2021

Area	Mother Tongue	Population		
		Total	Male	Female
	Maithili	40	30	10
	Bhojpuri	29	16	13
	Gurung	21	15	6
	Tamang	16	16	0
	Doteli	15	15	0
	Sanskrit	14	9	5
	Khash	12	7	5
	Baitadeli	10	4	6
	Others	34	24	10
<b>Surkhet</b>				
	All MTongues	415126	199740	215386
	Nepali	382524	183439	199085
	Magar Dhut	16811	8105	8706
	Tharu	7167	3749	3418
	Achhami	1194	522	672
	Gurung	994	475	519
	Raji	992	500	492
	Hindi	909	537	372
	Khash	582	318	264
	Magar Kham	566	267	299
	Doteli	523	326	197
	Nepalbhasha (Newari)	392	207	185
	Maithili	383	243	140
	Jumli	336	151	185
	Bhojpuri	324	199	125
	Dailekhi	291	108	183
	Tamang	213	119	94
	Avadhi	190	111	79
	Urdu	163	83	80
	Chhantyal	69	28	41
	Rai	57	32	25
	Sanskrit	52	23	29
	Ghale	51	24	27
	Tibetan	44	22	22
	Bote	28	13	15
	Yakthung/Limbu	26	15	11

## Annex 2: Population by mother tongue and sex, NPHC 2021

Area	Mother Tongue	Population		
		Total	Male	Female
	Baitadeli	24	6	18
	Musalman	24	14	10
	Sherpa	21	8	13
	Bajhanggi	10	4	6
	Others	166	92	74
<b>Sudurpaschim</b>				
	All MTongues	2694783	1272786	1421997
	Nepali	1143562	581129	562433
	Doteli	486868	223796	263072
	Tharu	398914	194286	204628
	Baitadeli	151571	60103	91468
	Achhami	138474	52962	85512
	Bajhanggi	99334	40371	58963
	Ranatharu	77727	38061	39666
	Bajureli	56396	21796	34600
	Darchuleli	45562	16816	28746
	Dadeldhuri	21289	6856	14433
	Magar Dhut	17326	8507	8819
	Magar Kham	9156	4415	4741
	Tamang	7837	3748	4089
	Hindi	7790	4340	3450
	Maithili	4635	2520	2115
	Dallekhi	3971	1313	2658
	Avadhi	3241	1677	1564
	Jumli	2688	947	1741
	Khash	2583	1211	1372
	Raji	2437	1156	1281
	Nepalbhasha (Newari)	1916	999	917
	Gurung	1590	760	830
	Bhojpuri	1263	675	588
	Byansi	1215	591	624
	Bhote	930	455	475
	Dhuleli	734	377	357
	Sanskrit	722	429	293
	Rai	430	227	203
	Musalman	422	178	244

## Annex 2: Population by mother tongue and sex, NPHC 2021

Area	Mother Tongue	Population		
		Total	Male	Female
	Khamchi(Raute)	417	220	197
	Urdu	292	133	159
	Kumal	269	146	123
	Pahari	193	100	93
	Sonaha	186	92	94
	Sign Language	134	74	60
	Punjabi	130	68	62
	Magar Kaike	129	68	61
	Bangla	129	69	60
	Yakthung/Limbu	128	71	57
	Tibetan	125	47	78
	Majhi	123	61	62
	Rajbanshi	118	59	59
	Mugali	115	47	68
	Oraon/Kudukh	114	59	55
	Chhiling	111	51	60
	Bote	110	57	53
	Marwadi	93	52	41
	English	90	50	40
	Sherpa	87	42	45
	Lhopa	74	31	43
	Sunuwar	74	39	35
	Waling/Walung	68	33	35
	Bajjika	66	30	36
	Dura	61	30	31
	Koche	57	20	37
	Bhujel	54	28	26
	Chamling	38	18	20
	Thakali	35	13	22
	Mewahang	34	8	26
	Belhare	20	9	11
	Thami	19	10	9
	Bantawa	18	10	8
	Dumi	17	7	10
	Ghale	15	6	9
	Ganagai	15	5	10
	Lohorung	14	6	8

## Annex 2: Population by mother tongue and sex, NPHC 2021

Area	Mother Tongue	Population		
		Total	Male	Female
	Sampang	13	8	5
	Dungmali	13	6	7
	Nachhiring	12	6	6
	Magahi	12	8	4
	Meche	11	6	5
	Danuwar	10	8	2
	Others	316	155	161
	Not stated	41	19	22
<b>Bajura</b>				
	All MTongues	138523	67070	71453
	Nepali	88556	47042	41514
	Bajureli	47055	18623	28432
	Bhote	829	403	426
	Khash	545	262	283
	Magar Kham	394	191	203
	Doteli	182	129	53
	Achhami	182	10	172
	Jumli	131	36	95
	Tharu	129	98	31
	Gurung	90	47	43
	Chhiling	87	40	47
	Bajhang	43	13	30
	Musalman	41	17	24
	Magar Dhut	36	32	4
	Urdu	23	10	13
	Tamang	22	15	7
	Sanskrit	22	20	2
	Tibetan	21	1	20
	Maithili	21	15	6
	Nepalbhasha (Newari)	20	15	5
	Bajjika	18	12	6
	Bhojpuri	11	5	6
	Others	65	34	31
<b>Bajhang</b>				
	All MTongues	189085	88470	100615
	Nepali	72169	38186	33983

## Annex 2: Population by mother tongue and sex, NPHC 2021

Area	Mother Tongue	Population		
		Total	Male	Female
	Bajhangi	71148	28611	42537
	Doteli	43130	20547	22583
	Dhuleli	732	375	357
	Maithili	628	306	322
	Tamang	219	96	123
	Baitadeli	201	30	171
	Bajureli	153	6	147
	Tharu	118	91	27
	Jumli	110	1	109
	Bhote	87	44	43
	Gurung	85	41	44
	Nepalbhasha (Newari)	60	38	22
	Magar Dhut	39	21	18
	Achhami	31	4	27
	Sherpa	30	14	16
	Mewahang	23	1	22
	Avadhi	15	7	8
	Rai	15	6	9
	Hindi	12	6	6
	Darchuleli	11	2	9
	Others	58	32	26
	Not stated	11	5	6
<b>Darchula</b>				
	All MTongues	133310	64424	68886
	Nepali	82799	43982	38817
	Darchuleli	35994	13548	22446
	Doteli	12014	5918	6096
	Byansi	1194	575	619
	Baitadeli	584	25	559
	Tharu	170	151	19
	Hindi	163	20	143
	Magar Dhut	115	59	56
	Tamang	45	28	17
	Bajhangi	34	5	29
	Dailekhi	29	10	19
	Maithili	22	19	3



## Annex 2: Population by mother tongue and sex, NPHC 2021

Area	Mother Tongue	Population		
		Total	Male	Female
	Avadhi	19	8	11
	English	19	19	0
	Gurung	15	7	8
	Bhojpuri	14	12	2
	Nepalbhasha (Newari)	12	7	5
	Bajjika	11	5	6
	Khash	11	6	5
	Dadeldhuri	10	2	8
	Others	36	18	18
<b>Baitadi</b>				
	All MTongues	242157	113864	128293
	Nepali	144087	75564	68523
	Baitadeli	95288	37436	57852
	Doteli	1348	535	813
	Darchuleli	543	17	526
	Bajhangji	277	15	262
	Tharu	198	126	72
	Hindi	92	37	55
	Dadeldhuri	89	10	79
	Sanskrit	41	22	19
	Maithili	35	15	20
	Magar Kaike	31	17	14
	Bhojpuri	19	13	6
	Rai	19	13	6
	Magar Dhut	19	16	3
	Magar Kham	13	8	5
	Others	58	20	38
<b>Dadeldhura</b>				
	All MTongues	139602	65893	73709
	Nepali	55834	29090	26744
	Doteli	52694	24805	27889
	Dadeldhuri	13135	4208	8927
	Baitadeli	5987	2272	3715
	Bajhangji	5056	2140	2916
	Magar Dhut	2324	1150	1174

## Annex 2: Population by mother tongue and sex, NPHC 2021

Area	Mother Tongue	Population		
		Total	Male	Female
	Magar Kham	1694	822	872
	Darchuleli	871	321	550
	Achhami	428	167	261
	Khamchi (Raute)	416	219	197
	Tharu	209	147	62
	Sanskrit	203	105	98
	Maithili	176	95	81
	Hindi	115	65	50
	Bajureli	63	27	36
	Nepalbhasha (Newari)	53	36	17
	Gurung	51	40	11
	Bhojpuri	50	31	19
	Tamang	40	30	10
	Dailekhi	21	9	12
	Thami	15	8	7
	Rai	14	8	6
	Avadhi	13	9	4
	Kumal	11	11	0
	Others	129	78	51
<b>Doti</b>				
	All MTongues	204831	93604	111227
	Doteli	182477	81963	100514
	Nepali	14960	8056	6904
	Magar Kham	2755	1374	1381
	Magar Dhut	2056	1075	981
	Achhami	411	95	316
	Baitadeli	386	122	264
	Tharu	314	218	96
	Bajhangsi	277	72	205
	Maithili	162	104	58
	Hindi	161	114	47
	Nepalbhasha (Newari)	130	74	56
	Dadeldhuri	116	20	96
	Tibetan	80	37	43
	Tamang	78	60	18
	Gurung	77	35	42

## Annex 2: Population by mother tongue and sex, NPHC 2021

Area	Mother Tongue	Population		
		Total	Male	Female
	Bhojpuri	47	23	24
	Bajureli	45	14	31
	Magar Kaike	43	24	19
	Avadhi	39	17	22
	Yakthung/Limbu	32	18	14
	Rai	29	16	13
	Dailekhi	25	7	18
	Khash	20	12	8
	Chamling	13	6	7
	Sherpa	11	5	6
	Belhare	10	3	7
	Others	77	40	37
<b>Achham</b>				
	All MTongues	228852	105319	123533
	Nepali	131434	67562	63872
	Achhami	92555	36030	56525
	Doteli	1379	400	979
	Magar Kham	1089	524	565
	Bajureli	637	28	609
	Dailekhi	542	36	506
	Magar Dhut	256	156	100
	Tharu	246	186	60
	Hindi	127	99	28
	Jumli	63	3	60
	Maithili	62	48	14
	Majhi	50	24	26
	Tamang	45	31	14
	Avadhi	44	28	16
	Bajhangsi	40	11	29
	Musalman	37	7	30
	Sanskrit	35	34	1
	Bhojpuri	35	19	16
	Rai	32	22	10
	Nepalbhasha (Newari)	23	12	11
	Baitadeli	17	9	8
	Gurung	11	8	3

## Annex 2: Population by mother tongue and sex, NPHC 2021

Area	Mother Tongue	Population		
		Total	Male	Female
	Khash	10	2	8
	Others	83	40	43
<b>Kailali</b>				
	All MTongues	904666	433456	471210
	Nepali	329896	162826	167070
	Tharu	324381	157657	166724
	Doteli	128066	59512	68554
	Achhami	39137	14519	24618
	Ranatharu	20518	10192	10326
	Magar Dhut	10386	5044	5342
	Bajhanghi	8162	3483	4679
	Baitadeli	7364	3122	4242
	Hindi	5387	3058	2329
	Bajureli	4168	1545	2623
	Magar Kham	3052	1421	1631
	Maithili	3003	1632	1371
	Avadhi	2924	1517	1407
	Dailekhi	2358	893	1465
	Dadeldhuri	2356	786	1570
	Raji	2326	1104	1222
	Jumli	2165	821	1344
	Khash	1674	778	896
	Tamang	1347	662	685
	Nepalbhasha (Newari)	1165	591	574
	Darchuleli	1130	429	701
	Bhojpuri	735	376	359
	Gurung	427	205	222
	Musalman	305	134	171
	Rai	258	127	131
	Kumal	244	125	119
	Urdu	244	108	136
	Sanskrit	226	148	78
	Pahari	140	79	61
	Punjabi	113	59	54
	Rajbanshi	95	49	46
	Marwadi	62	37	25

## Annex 2: Population by mother tongue and sex, NPHC 2021

Area	Mother Tongue	Population		
		Total	Male	Female
	Waling/Walung	60	30	30
	English	50	23	27
	Sign Language	49	26	23
	Yakthung/Limbu	48	27	21
	Koche	45	15	30
	Sunuwar	40	21	19
	Lhopa	34	16	18
	Bangla	30	16	14
	Dura	28	15	13
	Bajjika	24	8	16
	Thakali	24	9	15
	Chamling	22	10	12
	Majhi	20	12	8
	Magar Kaike	19	9	10
	Tibetan	17	7	10
	Chhiling	17	8	9
	Bhujel	15	8	7
	Lohorung	14	6	8
	Sherpa	13	5	8
	Mugali	13	8	5
	Oraon/Kudukh	12	4	8
	Sampang	10	5	5
	Others	234	122	112
	Not stated	14	7	7
<b>Kanchanpur</b>				
	All MTongues	513757	240686	273071
	Nepali	223827	108821	115006
	Tharu	73149	35612	37537
	Doteli	65578	29987	35591
	Ranatharu	57191	27856	29335
	Baitadeli	41738	17087	24651
	Bajhangsi	14297	6021	8276
	Darchuleli	6999	2494	4505
	Tamang	6039	2824	3215
	Achhami	5725	2135	3590
	Dadeldhuri	5576	1827	3749

## Annex 2: Population by mother tongue and sex, NPHC 2021

Area	Mother Tongue	Population		
		Total	Male	Female
	Bajureli	4270	1553	2717
	Magar Dhut	2095	954	1141
	Hindi	1726	937	789
	Dailekhi	988	357	631
	Gurung	834	377	457
	Maithili	526	286	240
	Nepalbhasha (Newari)	447	222	225
	Bhojpuri	350	195	155
	Khash	315	144	171
	Jumli	218	86	132
	Sanskrit	193	99	94
	Avadhi	183	90	93
	Sonaha	182	91	91
	Magar Kham	155	72	83
	Raji	106	48	58
	Oraon/Kudukh	101	55	46
	Mugali	98	38	60
	Bote	95	47	48
	Bangla	92	47	45
	Sign Language	69	38	31
	Rai	61	33	28
	Pahari	51	21	30
	Majhi	46	20	26
	Musalman	37	19	18
	Magar Kaike	32	15	17
	Yakthung/Limbu	30	13	17
	Marwadi	29	15	14
	Dura	28	12	16
	Bhujel	26	11	15
	Lhopa	25	12	13
	Urdu	20	12	8
	Sherpa	19	9	10
	Rajbanshi	16	7	9
	Sunuwar	13	5	8
	Dumi	13	5	8
	Others	138	72	66
	Not stated	11	5	6

### Annex 3: Population by second language and sex, NPHC 2021

Area	Second Language	Population		
		Total	Male	Female
<b>Nepal</b>				
	Total	29164578	14253551	14911027
	No Second Language	14023086	6754119	7268967
	Nepali	13482904	6681669	6801235
	Maithili	267621	127757	139864
	Hindi	223106	115654	107452
	Bhojpuri	138572	68405	70167
	English	102561	57494	45067
	Tharu	89606	44424	45182
	Bajjika	86062	41014	45048
	Avadhi	75651	37272	38379
	Urdu	72128	34054	38074
	Tamang	71569	34596	36973
	Magar Dhut	54143	25663	28480
	Bhote	45292	23043	22249
	Bantawa	43536	21409	22127
	Nepalbhasha (Newari)	32604	15981	16623
	Chamling	29253	14253	15000
	Magahi	29191	13750	15441
	Gurung	23698	11108	12590
	Yakthung/Limbu	19705	9302	10403
	Thulung	17187	8432	8755
	Magar Kham	16814	7917	8897
	Bahing/Bayung	15104	7484	7620
	Rai	14398	6996	7402
	Doteli	14344	6377	7967
	Sampang	14261	7004	7257
	Khaling	10370	5180	5190
	Baitadeli	9521	4020	5501
	Sherpa	9435	4633	4802
	Sanskrit	6615	4355	2260
	Achhami	6522	2481	4041
	Angika	6127	2961	3166
	Musalman	6084	2853	3231
	Kulung	6039	2980	3059
	Dumi	5870	2852	3018
	Dadeldhuri	5535	2213	3322

### Annex 3: Population by second language and sex, NPHC 2021

Area	Second Language	Population		
		Total	Male	Female
Bangla		5447	2628	2819
Wambule		5227	2543	2684
Darchuleli		4272	1794	2478
Puma		4271	2071	2200
Rajbanshi		4103	1962	2141
Bote		3891	2169	1722
Mewahang		3669	1778	1891
Marwadi		3449	1723	1726
Nachhiring		3176	1534	1642
Tibetan		3134	2079	1055
Bajhangi		2641	1008	1633
Khash		2607	1276	1331
Chhintang		2135	1048	1087
Tilung		1762	853	909
Sunuwar		1597	757	840
Belhare		1491	702	789
Punjabi		1274	588	686
Dungmali		1271	589	682
Jero/Jerung		1245	636	609
Jumli		1125	537	588
Bajureli		1076	455	621
Dhimal		999	459	540
Majhi		971	465	506
Ghale		963	440	523
Koyee		928	459	469
Ranatharu		871	429	442
Thami		859	430	429
Danuwar		845	430	415
Chepang		833	429	404
Sign Language		828	432	396
Bhujel		740	362	378
Thakali		733	357	376
Yakkha		704	316	388
Santhali		703	352	351
Chhiling		685	323	362
Ganagai		644	287	357
Lohorung		622	301	321



### Annex 3: Population by second language and sex, NPHC 2021

Area	Second Language	Population		
		Total	Male	Female
Kagate		615	301	314
Kumal		615	289	326
Darai		591	295	296
Khamchi(Raute)		526	217	309
Magar Kaike		515	233	282
H Yolmo/Yholmo		508	234	274
Yamphu/Yamphe		494	230	264
Dailekhi		434	204	230
Chhantyal		394	190	204
Hayu/Vayu		349	188	161
Koche		335	188	147
Jirel		332	144	188
Athpahariya		320	146	174
Balkura/Baram		307	156	151
Waling/Walung		304	144	160
Manange		304	149	155
Dura		278	135	143
Oraon/Kudukh		245	113	132
Lapcha		242	122	120
Sindhi		217	112	105
Tajpuriya		209	100	109
Dhuleli		187	87	100
Pahari		142	69	73
Lhopa		129	74	55
Dolpali		127	64	63
Sadhani		125	70	55
Sadri		106	45	61
Baragunwa		89	43	46
Phangduwali		85	44	41
Hariyanwi		84	34	50
Sam		79	41	38
Malpande		78	35	43
Raji		76	25	51
Meche		75	34	41
Tichhurong Poike		72	33	39
Surel		64	32	32
Kurmali		60	29	31

### Annex 3: Population by second language and sex, NPHC 2021

Area	Second Language	Population		
		Total	Male	Female
	Bankariya	42	21	21
	Kewarat	38	14	24
	Sonaha	35	24	11
	Karmarong	34	14	20
	Kisan	33	17	16
	Byansi	32	14	18
	Kusunda	32	16	16
	Lungkhim	28	12	16
	Mugali	23	9	14
	Not stated	8105	3952	4153
	Others	159	103	56
<b>Koshi</b>				
	Total	4961412	2417328	2544084
	No Second Language	2290444	1099816	1190628
	Nepali	2254267	1112311	1141956
	Maithili	78334	37860	40474
	Bantawa	42308	20806	21502
	Bhote	29597	14853	14744
	Chamling	25498	12445	13053
	Hindi	23485	12445	11040
	Tharu	16918	8268	8650
	Thulung	16541	8108	8433
	Yakthung/Limbu	13719	6471	7248
	Bahing/Bayung	12384	6135	6249
	Rai	11884	5768	6116
	Sampang	11472	5662	5810
	English	11465	6349	5116
	Khaling	10107	5049	5058
	Tamang	10013	4757	5256
	Magar Dhut	9758	4688	5070
	Sherpa	7177	3506	3671
	Angika	6018	2906	3112
	Kulung	5897	2912	2985
	Dumi	5690	2767	2923
	Urdu	5240	2548	2692
	Bangla	5227	2513	2714

### Annex 3: Population by second language and sex, NPHC 2021

Area	Second Language	Population		
		Total	Male	Female
Wambule		5035	2457	2578
Avadhi		4565	2251	2314
Puma		4143	2018	2125
Rajbanshi		3906	1864	2042
Nepalbhasha (Newari)		3292	1574	1718
Mewahang		3182	1551	1631
Nachhiring		3091	1492	1599
Gurung		2116	1051	1065
Chhintang		2106	1032	1074
Magahi		1932	909	1023
Bhojpuri		1928	1002	926
Baitadeli		1636	777	859
Tilung		1605	785	820
Magar Kham		1477	749	728
Sanskrit		1416	951	465
Belhare		1328	631	697
Dungmali		1208	559	649
Sunuwar		1194	569	625
Dhimal		967	447	520
Marwadi		963	486	477
Jero/Jerung		912	458	454
Koyee		863	427	436
Yakkha		652	291	361
Ganagai		608	272	336
Lohorung		534	252	282
Santhali		509	264	245
Yamphu/Yamphe		439	204	235
Chhiling		393	169	224
Bote		352	172	180
Musalman		346	171	175
Sign Language		325	169	156
Bhujel		322	151	171
Majhi		283	133	150
Danuwar		276	134	142
Athpahariya		275	125	150
Khash		259	136	123
Ghale		247	124	123

### Annex 3: Population by second language and sex, NPHC 2021

Area	Second Language	Population		
		Total	Male	Female
Bajjika		234	111	123
Waling/Walung		204	94	110
Sindhi		194	99	95
Oraon/Kudukh		194	86	108
Tajpuriya		191	91	100
Achhami		187	95	92
Lapcha		158	83	75
Thami		155	78	77
H Yolmo/Yholmo		137	61	76
Manange		107	53	54
Sadri		105	45	60
Doteli		97	44	53
Magar Kaike		90	46	44
Phangduwali		83	42	41
Meche		74	34	40
Darai		69	30	39
Malpande		66	31	35
Jumli		63	28	35
Hayu/Vayu		62	34	28
Kurmali		58	27	31
Tibetan		57	33	24
Chhantyal		52	20	32
Kagate		52	28	24
Bajhang		50	25	25
Bajureli		40	22	18
Kumal		39	19	20
Kewarat		38	14	24
Pahari		31	17	14
Kisan		31	16	15
Jirel		30	12	18
Chepang		28	14	14
Surel		27	13	14
Sadhani		27	15	12
Lungkhim		27	11	16
Raji		25	7	18
Koche		21	11	10
Dura		20	10	10

### Annex 3: Population by second language and sex, NPHC 2021

Area	Second Language	Population		
		Total	Male	Female
	Sam	17	7	10
	Dhuleli	17	3	14
	Punjabi	14	4	10
	Hariyanwi	13	6	7
	Dailekhi	11	8	3
	Darchuleli	11	5	6
	Khamchi(Raute)	10	4	6
	Mugali	10	4	6
	Others	58	38	20
<b>Taplejung</b>				
	Total	120590	60773	59817
	Nepali	65791	33230	32561
	No Second Language	41587	20991	20596
	Bhote	8971	4326	4645
	Yakthung/Limbu	911	458	453
	Tamang	482	244	238
	Bantawa	384	196	188
	Tharu	306	150	156
	Gurung	296	151	145
	Sherpa	200	99	101
	English	184	129	55
	Maithili	181	98	83
	Hindi	167	138	29
	Rai	126	63	63
	Chamling	124	66	58
	Urdu	94	49	45
	Baitadeli	94	48	46
	Thulung	93	44	49
	Khaling	71	35	36
	Avadhi	59	29	30
	Wambule	50	19	31
	Nepalbhasha (Newari)	45	18	27
	Khash	38	24	14
	Bahing/Bayung	37	15	22
	Sampang	31	14	17
	Marwadi	29	14	15

### Annex 3: Population by second language and sex, NPHC 2021

Area	Second Language	Population		
		Total	Male	Female
	Magar Dhut	24	13	11
	Sign Language	24	16	8
	Thami	21	9	12
	Bhujel	19	10	9
	Yakkha	17	9	8
	Sunuwar	16	7	9
	Bote	15	7	8
	Bhojpuri	12	5	7
	Sanskrit	11	5	6
	Bajjika	10	5	5
	Tibetan	10	7	3
	Others	60	32	28
<b>Sankhuwasabha</b>				
	Total	158041	79579	78462
	Nepali	78114	39112	39002
	No Second Language	70132	35495	34637
	Mewahang	2213	1102	1111
	Kulung	1523	742	781
	Tamang	841	418	423
	Rai	703	362	341
	Yakthung/Limbu	670	327	343
	English	558	318	240
	Hindi	431	318	113
	Sherpa	350	163	187
	Lohorung	268	140	128
	Gurung	237	120	117
	Yakkha	234	107	127
	Maithili	208	107	101
	Magar Dhut	176	95	81
	Tharu	157	78	79
	Bhote	145	64	81
	Chamling	140	63	77
	Yamphu/Yamphe	131	58	73
	Khaling	115	53	62
	Thulung	91	35	56
	Urdu	85	37	48

### Annex 3: Population by second language and sex, NPHC 2021

Area	Second Language	Population		
		Total	Male	Female
	Baitadeli	73	39	34
	Nepalbhasha (Newari)	53	24	29
	Bahing/Bayung	44	22	22
	Avadhi	39	17	22
	Sampang	37	18	19
	Sanskrit	31	17	14
	Dumi	31	17	14
	Bantawa	30	14	16
	Sign Language	20	8	12
	Marwadi	18	9	9
	Koyee	17	9	8
	Bhojpuri	16	9	7
	Bote	12	6	6
	Bajureli	11	5	6
	Bajjika	10	5	5
	Others	77	46	31
<b>Solukhumbu</b>				
	Total	104851	52747	52104
	Nepali	35475	17864	17611
	No Second Language	33952	16881	17071
	Bhote	10631	5515	5116
	Thulung	7754	3866	3888
	Khaling	5999	3073	2926
	Sherpa	4822	2375	2447
	Bahing/Bayung	2019	1026	993
	Kulung	1274	668	606
	Nachhiring	1122	545	577
	Tamang	205	104	101
	Maithili	188	94	94
	Nepalbhasha (Newari)	168	82	86
	Bote	158	80	78
	Tharu	145	73	72
	Rai	108	58	50
	English	93	59	34
	Hindi	75	48	27
	Urdu	63	36	27

### Annex 3: Population by second language and sex, NPHC 2021

Area	Second Language	Population		
		Total	Male	Female
	Sampang	61	29	32
	Bantawa	39	21	18
	Bhojpuri	39	20	19
	Sanskrit	32	20	12
	Bhujel	32	16	16
	Oraon/Kudukh	31	17	14
	Yakthung/Limbu	29	12	17
	Baitadeli	27	16	11
	Belhare	26	10	16
	Gurung	24	10	14
	Wambule	22	10	12
	Sign Language	21	11	10
	Chamling	21	10	11
	Dumi	21	9	12
	Waling/Walung	19	9	10
	Avadhi	18	8	10
	Malpande	16	8	8
	Manange	13	5	8
	Darai	11	5	6
	Others	98	54	44
<b>Okhaldhunga</b>				
	Total	139552	68080	71472
	No Second Language	75836	36865	38971
	Nepali	41099	19959	21140
	Bhote	7474	3761	3713
	Bahing/Bayung	6768	3341	3427
	Wambule	3140	1527	1613
	Thulung	1210	602	608
	Sherpa	660	326	334
	Sunuwar	554	275	279
	Magar Dhut	545	255	290
	Tamang	284	154	130
	English	282	169	113
	Tharu	202	99	103
	Rai	199	90	109
	Jero/Jerung	184	83	101



### Annex 3: Population by second language and sex, NPHC 2021

Area	Second Language	Population		
		Total	Male	Female
	Maithili	170	90	80
	Sanskrit	105	55	50
	Urdu	103	52	51
	Hindi	102	73	29
	Avadhi	86	42	44
	Yakthung/Limbu	64	29	35
	Magar Kham	62	29	33
	Baitadeli	52	27	25
	Malpande	38	16	22
	Chamling	35	19	16
	Nepalbhasha (Newari)	26	9	17
	Darai	25	10	15
	Nachhiring	21	11	10
	Bhojpuri	20	10	10
	Gurung	20	11	9
	Sampang	16	6	10
	Doteli	15	7	8
	Manange	14	9	5
	Bhujel	13	8	5
	Tibetan	12	7	5
	Others	116	54	62
<b>Khotang</b>				
	Total	175298	86637	88661
	No Second Language	83411	40974	42437
	Nepali	50242	24968	25274
	Bantawa	8666	4371	4295
	Chamling	5577	2750	2827
	Dumi	5178	2527	2651
	Sampang	5029	2520	2509
	Thulung	3894	1884	2010
	Khaling	2372	1151	1221
	Puma	2106	1076	1030
	Bahing/Bayung	1557	776	781
	Tilung	1094	549	545
	Nachhiring	954	451	503
	Wambule	743	380	363

### Annex 3: Population by second language and sex, NPHC 2021

Area	Second Language	Population		
		Total	Male	Female
	Tharu	637	307	330
	Koyee	601	299	302
	Jero/Jerung	590	311	279
	Magar Dhut	384	180	204
	Tamang	298	136	162
	Sherpa	222	117	105
	Nepalbhasha (Newari)	221	107	114
	Maithili	203	111	92
	Urdu	159	80	79
	Kulung	148	65	83
	English	115	62	53
	Rai	91	51	40
	Bhojpuri	83	42	41
	Baitadeli	82	33	49
	Avadhi	78	39	39
	Bhote	60	56	4
	Gurung	60	25	35
	Hindi	56	42	14
	Sunuwar	51	25	26
	Yakthung/Limbu	36	12	24
	Sindhi	29	18	11
	Bajjika	27	11	16
	Bangla	21	12	9
	Sanskrit	21	12	9
	Marwadi	18	10	8
	Magar Kaike	16	9	7
	Waling/Walung	11	6	5
	Manange	10	5	5
	Bhujel	10	4	6
	Sign Language	10	5	5
	Others	127	68	59
<b>Bhojpur</b>				
	Total	157923	78211	79712
	No Second Language	75585	37355	38230
	Nepali	53382	26576	26806
	Bantawa	7067	3505	3562

### Annex 3: Population by second language and sex, NPHC 2021

Area	Second Language	Population		
		Total	Male	Female
	Chamling	6540	3270	3270
	Sampang	3612	1749	1863
	Kulung	1933	961	972
	Thulung	1403	696	707
	Dungmali	1059	493	566
	Khaling	832	416	416
	Bhote	805	382	423
	Puma	781	389	392
	Mewahang	692	319	373
	Magar Dhut	562	283	279
	Tamang	541	260	281
	Nachhiring	477	243	234
	Sherpa	387	181	206
	Nepalbhasha (Newari)	226	104	122
	Tharu	212	97	115
	Ghale	207	102	105
	Maithili	186	93	93
	Rai	149	71	78
	Chhintang	148	75	73
	Sign Language	111	54	57
	Gurung	99	44	55
	English	94	60	34
	Waling/Walung	87	47	40
	Urdu	85	50	35
	Avadhi	80	40	40
	Baitadeli	73	34	39
	Hindi	51	37	14
	Sanskrit	49	27	22
	Koyee	45	17	28
	Bahing/Bayung	38	13	25
	Yakthung/Limbu	33	15	18
	Kumal	25	12	13
	Bhujel	24	11	13
	Wambule	22	8	14
	Bhojpuri	20	17	3
	Bajjika	19	9	10
	Thami	17	9	8

### Annex 3: Population by second language and sex, NPHC 2021

Area	Second Language	Population		
		Total	Male	Female
	Doteli	15	4	11
	Lohorung	13	5	8
	Manange	10	6	4
	Others	127	72	55
<b>Dhankuta</b>				
	Total	150599	73824	76775
	Nepali	73754	36064	37690
	No Second Language	67785	33379	34406
	Bantawa	1907	959	948
	Chhintang	1886	924	962
	Belhare	1276	605	671
	Magar Dhut	855	421	434
	Tamang	665	326	339
	Yakthung/Limbu	360	152	208
	Chhiling	293	121	172
	Athpahariya	231	99	132
	Tharu	209	102	107
	Maithili	111	58	53
	Sampang	110	58	52
	Rai	109	54	55
	Yakkha	104	38	66
	Chamling	100	50	50
	Baitadeli	99	33	66
	Phangduwali	80	41	39
	Nepalbhasha (Newari)	79	44	35
	Urdu	79	39	40
	Hindi	66	39	27
	English	63	39	24
	Sanskrit	45	25	20
	Avadhi	45	26	19
	Marwadi	42	21	21
	Gurung	27	11	16
	Majhi	26	11	15
	Bhojpuri	21	13	8
	Bhote	21	9	12
	Yamphu/Yamphe	14	7	7

### Annex 3: Population by second language and sex, NPHC 2021

Area	Second Language	Population		
		Total	Male	Female
	Khash	12	5	7
	Kulung	11	6	5
	Sign Language	11	7	4
	Mugali	10	4	6
	Others	93	34	59
<b>Terhathum</b>				
	Total	88731	43581	45150
	No Second Language	44495	21792	22703
	Nepali	42035	20687	21348
	Yakthung/Limbu	744	351	393
	Bhote	276	125	151
	Tamang	228	109	119
	Sherpa	162	82	80
	English	140	80	60
	Tharu	132	75	57
	Maithili	120	63	57
	Rai	80	38	42
	Magar Dhut	54	26	28
	Hindi	38	22	16
	Urdu	30	16	14
	Baitadeli	26	13	13
	Nepalbhasha (Newari)	22	9	13
	Avadhi	22	13	9
	Chamling	18	10	8
	Kulung	15	8	7
	Gurung	14	9	5
	Sanskrit	10	9	1
	Others	70	44	26
<b>Panchthar</b>				
	Total	172400	85683	86717
	Nepali	107099	53159	53940
	No Second Language	52310	26153	26157
	Bantawa	3235	1609	1626
	Chamling	1723	856	867
	Yakthung/Limbu	1656	772	884

### Annex 3: Population by second language and sex, NPHC 2021

Area	Second Language	Population		
		Total	Male	Female
	Rai	1433	700	733
	Tamang	887	401	486
	Bahing/Bayung	724	361	363
	Tharu	457	229	228
	Sampang	403	196	207
	English	295	169	126
	Bhote	216	107	109
	Magar Dhut	206	81	125
	Maithili	192	91	101
	Sanskrit	185	100	85
	Baitadeli	177	78	99
	Thulung	148	72	76
	Nachhiring	138	73	65
	Urdu	112	63	49
	Hindi	110	73	37
	Wambule	85	43	42
	Marwadi	70	37	33
	Sunuwar	69	35	34
	Gurung	68	29	39
	Dumi	67	33	34
	Khaling	61	27	34
	Bote	44	18	26
	Avadhi	33	17	16
	Yakkha	30	16	14
	Sherpa	23	8	15
	Sindhi	17	9	8
	Bhojpuri	15	6	9
	Bajjika	14	8	6
	Others	98	54	44
<b>Ilam</b>				
	Total	279534	139431	140103
	No Second Language	151686	75359	76327
	Nepali	108265	54185	54080
	Bantawa	5814	2890	2924
	Yakthung/Limbu	3082	1553	1529
	Rai	2759	1396	1363

### Annex 3: Population by second language and sex, NPHC 2021

Area	Second Language	Population		
		Total	Male	Female
Chamling		1210	635	575
Tharu		809	409	400
Magar Dhut		739	377	362
English		635	345	290
Tamang		566	264	302
Maithili		469	220	249
Sampang		331	170	161
Thulung		288	145	143
Bhote		284	157	127
Baitadeli		231	120	111
Hindi		210	122	88
Bahing/Bayung		173	85	88
Urdu		172	96	76
Gurung		160	87	73
Sunuwar		152	74	78
Sanskrit		137	90	47
Lapcha		134	70	64
H Yolmo/Yholmo		127	56	71
Khaling		120	52	68
Avadhi		105	50	55
Nepalbhasha (Newari)		86	41	45
Koyee		76	40	36
Kulung		76	39	37
Sindhi		56	24	32
Sherpa		56	25	31
Marwadi		52	23	29
Bhujel		51	22	29
Khash		43	21	22
Yamphu/Yamphe		41	22	19
Bhojpuri		41	26	15
Lohorung		35	15	20
Mewahang		33	15	18
Bajjika		28	11	17
Nachhiring		20	8	12
Wambule		18	15	3
Yakkha		16	6	10
Thami		15	7	8

### Annex 3: Population by second language and sex, NPHC 2021

Area	Second Language	Population		
		Total	Male	Female
	Bote	12	5	7
	Magar Kham	12	10	2
	Others	109	49	60
<b>Jhapa</b>				
	Total	998054	478509	519545
	No Second Language	604501	287164	317337
	Nepali	362164	175334	186830
	Hindi	5814	3385	2429
	English	4211	2319	1892
	Rajbanshi	3302	1595	1707
	Yakthung/Limbu	2191	1000	1191
	Rai	1915	882	1033
	Maithili	1738	861	877
	Bantawa	1329	645	684
	Urdu	991	465	526
	Tamang	939	406	533
	Bangla	841	372	469
	Nepalbhasha (Newari)	735	358	377
	Tharu	733	339	394
	Avadhi	732	351	381
	Chamling	674	333	341
	Magar Dhut	616	291	325
	Sanskrit	415	335	80
	Marwadi	374	188	186
	Dhimal	352	155	197
	Santhali	348	187	161
	Bhojpuri	291	156	135
	Gurung	248	124	124
	Thulung	219	97	122
	Baitadeli	187	85	102
	Ganagai	152	70	82
	Sampang	135	72	63
	Tajpuriya	116	60	56
	Bhote	114	59	55
	Khaling	107	51	56
	Sadri	105	45	60



### Annex 3: Population by second language and sex, NPHC 2021

Area	Second Language	Population		
		Total	Male	Female
Danuwar		101	51	50
Sunuwar		95	41	54
Magar Kham		92	44	48
Kulung		88	40	48
Sherpa		79	38	41
Bahing/Bayung		79	38	41
Musalman		73	44	29
Meche		72	33	39
Achhami		55	27	28
Kurmali		53	24	29
Khash		53	26	27
Nachhiring		48	22	26
Thami		41	25	16
Sign Language		38	20	18
Yakkha		37	14	23
Bhujel		34	16	18
Kisan		29	15	14
Hayu/Vayu		27	15	12
Majhi		20	10	10
Dumi		19	11	8
Sadhani		19	9	10
Sindhi		17	9	8
Wambule		16	9	7
Angika		16	7	9
Tibetan		14	8	6
Kagate		14	9	5
Bajjika		14	10	4
Doteli		14	8	6
Dungmali		13	5	8
Koche		12	6	6
Mewahang		12	5	7
Bote		10	5	5
Yamphu/Yamphe		10	4	6
Others		151	77	74
<b>Morang</b>				
Total		1148156	557512	590644
Nepali		594832	296210	298622

### Annex 3: Population by second language and sex, NPHC 2021

Area	Second Language	Population		
		Total	Male	Female
	No Second Language	487458	229605	257853
	Maithili	17480	8356	9124
	Hindi	10668	5205	5463
	Angika	5980	2888	3092
	Tharu	4191	2066	2125
	Bantawa	3385	1617	1768
	Chamling	3214	1541	1673
	Yakthung/Limbu	2498	1132	1366
	English	2313	1254	1059
	Bangla	1842	907	935
	Avadhi	1566	777	789
	Magar Dhut	1416	629	787
	Rai	1235	565	670
	Tamang	1213	547	666
	Sampang	847	405	442
	Bhojpuri	726	361	365
	Urdu	704	329	375
	Dhimal	602	285	317
	Nepalbhasha (Newari)	573	267	306
	Magahi	537	246	291
	Rajbanshi	519	232	287
	Gurung	452	218	234
	Ganagai	452	201	251
	Kulung	333	163	170
	Thulung	260	121	139
	Musalman	243	114	129
	Yamphu/Yamphe	208	99	109
	Sanskrit	199	150	49
	Marwadi	178	100	78
	Baitadeli	163	75	88
	Mewahang	148	73	75
	Bhote	142	67	75
	Lohorung	114	46	68
	Dumi	112	48	64
	Bahing/Bayung	106	50	56
	Khaling	95	41	54
	Santhali	81	43	38

### Annex 3: Population by second language and sex, NPHC 2021

Area	Second Language	Population		
		Total	Male	Female
Nachhiring		78	36	42
Tajpuriya		62	23	39
Yakkha		54	24	30
Magar Kham		53	31	22
Koyee		51	23	28
Danuwar		47	21	26
Khash		45	22	23
Achhami		44	21	23
Majhi		43	20	23
Chhantyal		43	13	30
Puma		41	18	23
Sherpa		41	18	23
Bajjika		39	17	22
Kewarat		36	13	23
Oraon/Kudukh		28	10	18
Wambule		28	13	15
Sign Language		24	10	14
Bote		24	12	12
Bhujel		23	13	10
Chhintang		20	8	12
Jumli		19	7	12
Jirel		18	7	11
Dungmali		16	8	8
Sunuwar		16	6	10
Ghale		15	7	8
Surel		15	6	9
Kagate		13	7	6
Jero/Jerung		12	5	7
Doteli		11	5	6
Bajhangi		11	7	4
Manange		10	5	5
Others		91	43	48
<b>Sunsari</b>				
Total		926962	449023	477939
Nepali		506004	249254	256750
No Second Language		328022	154924	173098

### Annex 3: Population by second language and sex, NPHC 2021

Area	Second Language	Population		
		Total	Male	Female
	Maithili	55905	27010	28895
	Tharu	6333	3036	3297
	Hindi	4989	2490	2499
	Bantawa	3292	1519	1773
	Bangla	2499	1203	1296
	Urdu	2252	1089	1163
	Chamling	2090	940	1150
	English	2027	1081	946
	Magahi	1346	637	709
	Rai	1316	618	698
	Yakthung/Limbu	1296	587	709
	Avadhi	1291	651	640
	Nepalbhasha (Newari)	783	377	406
	Tamang	769	371	398
	Magar Dhut	716	327	389
	Sampang	712	349	363
	Bhojpuri	550	295	255
	Bahing/Bayung	449	222	227
	Bhote	416	205	211
	Kulung	397	173	224
	Gurung	389	199	190
	Thulung	377	171	206
	Baitadeli	229	109	120
	Dumi	214	100	114
	Khaling	152	65	87
	Sanskrit	149	88	61
	Yakkha	144	69	75
	Marwadi	142	66	76
	Sherpa	106	50	56
	Wambule	104	50	54
	Lohorung	94	44	50
	Majhi	91	41	50
	Puma	90	32	58
	Oraon/Kudukh	89	38	51
	Santhali	78	34	44
	Nachhiring	70	32	38
	Mewahang	63	29	34

### Annex 3: Population by second language and sex, NPHC 2021

Area	Second Language	Population		
		Total	Male	Female
Sunuwar		62	28	34
Rajbanshi		58	27	31
Bote		50	27	23
Chhiling		49	21	28
Bhujel		49	25	24
Sign Language		48	27	21
Dungmali		47	21	26
Chhintang		46	22	24
Koyee		39	21	18
Thami		38	16	22
Achhami		35	17	18
Magar Kham		35	22	13
Bajjika		32	13	19
Khash		29	17	12
Sindhi		24	12	12
Yamphu/Yamphe		23	8	15
Waling/Walung		19	7	12
Musalman		18	9	9
Tilung		18	8	10
Kagate		15	5	10
Jero/Jerung		14	5	9
Danuwar		14	8	6
Bajhangsi		11	5	6
Bajureli		10	6	4
Jumli		10	5	5
Others		134	66	68
<b>Udayapur</b>				
Total		340721	163738	176983
No Second Language		173684	82879	90805
Nepali		136011	65709	70302
Bantawa		7150	3456	3694
Chamling		4032	1902	2130
Magar Dhut		3459	1708	1751
Tharu		2395	1208	1187
Tamang		2095	1017	1078
Rai		1661	820	841

### Annex 3: Population by second language and sex, NPHC 2021

Area	Second Language	Population		
		Total	Male	Female
	Maithili	1183	608	575
	Magar Kham	1177	586	591
	Puma	1119	500	619
	Wambule	802	380	422
	Thulung	802	374	428
	Hindi	708	453	255
	Tilung	491	228	263
	English	455	265	190
	Avadhi	411	191	220
	Bahing/Bayung	389	186	203
	Urdu	311	147	164
	Nepalbhasha (Newari)	267	130	137
	Khaling	174	82	92
	Sunuwar	165	70	95
	Nachhiring	154	69	85
	Yakthung/Limbu	149	71	78
	Sampang	142	74	68
	Baitadeli	123	67	56
	Jero/Jerung	107	51	56
	Danuwar	103	50	53
	Majhi	93	45	48
	Bhojpuri	87	38	49
	Kulung	86	41	45
	Magar Kaike	63	31	32
	Sherpa	62	23	39
	Bhujel	56	23	33
	Dungmali	52	25	27
	Bhote	42	20	22
	Dumi	40	17	23
	Waling/Walung	39	15	24
	Manange	34	16	18
	Koyee	28	15	13
	Sanskrit	27	18	9
	Marwadi	24	8	16
	Sindhi	24	11	13
	Chhiling	23	11	12
	Gurung	22	13	9

### Annex 3: Population by second language and sex, NPHC 2021

Area	Second Language	Population		
		Total	Male	Female
	Magahi	19	6	13
	Bajjika	18	7	11
	Pahari	17	8	9
	Achhami	14	8	6
	Hayu/Vayu	12	6	6
	Bote	10	3	7
	Khash	10	6	4
	Others	100	43	57
<b>Madhesh</b>				
	Total	6114600	3065751	3048849
	Nepali	4327951	2208380	2119571
	No Second Language	1221423	585606	635817
	Maithili	172455	81173	91282
	Bhojpuri	104543	51103	53440
	Hindi	87218	42742	44476
	Bajjika	85057	40506	44551
	Urdu	37686	18112	19574
	Magahi	27156	12788	14368
	Tharu	13977	6738	7239
	Avadhi	12097	6214	5883
	Musalman	4924	2304	2620
	Tamang	4046	1956	2090
	Magar Dhut	2471	1192	1279
	English	2151	1325	826
	Chamling	1585	769	816
	Yakthung/Limbu	1475	690	785
	Punjabi	1149	516	633
	Marwadi	898	467	431
	Gurung	711	360	351
	Nepalbhasha (Newari)	710	349	361
	Sampang	585	277	308
	Baitadeli	533	274	259
	Magar Kham	385	210	175
	Majhi	326	145	181
	Kagate	237	113	124
	Thami	234	121	113

### Annex 3: Population by second language and sex, NPHC 2021

Area	Second Language	Population		
		Total	Male	Female
Sanskrit		189	121	68
Santhali		161	73	88
Rai		132	62	70
Koche		123	65	58
Bahing/Bayung		120	60	60
Dura		119	58	61
Tilung		107	50	57
Sherpa		106	44	62
Chepang		98	54	44
Khash		90	49	41
Danuwar		85	32	53
Mewahang		81	41	40
Bajhangji		69	37	32
Bantawa		68	30	38
Dailekhi		68	35	33
Belhare		65	29	36
Rajbanshi		64	27	37
Thulung		64	35	29
Bajureli		60	26	34
Doteli		50	29	21
Manange		49	25	24
Jero/Jerung		46	24	22
Bangla		46	26	20
Hayu/Vayu		44	20	24
Achhami		42	26	16
Pahari		36	17	19
Tibetan		33	16	17
Dhuleli		33	13	20
Sadhani		30	18	12
Sign Language		27	18	9
Ghale		26	14	12
Sunuwar		26	15	11
Surel		26	14	12
Bote		24	11	13
Jirel		18	8	10
Hariyanwi		17	8	9
Angika		13	6	7



### Annex 3: Population by second language and sex, NPHC 2021

Area	Second Language	Population		
		Total	Male	Female
	Yakkha	12	7	5
	Wambule	12	7	5
	Yamphu/Yamphe	11	3	8
	Oraon/Kudukh	11	7	4
	Sindhi	10	7	3
	Others	106	54	52
<b>Saptari</b>				
	Total	706255	351368	354887
	Nepali	533348	270916	262432
	No Second Language	132045	61346	70699
	Maithili	21916	10119	11797
	Hindi	6237	2898	3339
	Tharu	6050	2842	3208
	Urdu	4323	2041	2282
	Avadhi	956	491	465
	Bhojpuri	265	126	139
	Yakthung/Limbu	203	95	108
	Chamling	138	64	74
	Magar Kham	127	64	63
	English	84	61	23
	Marwadi	67	36	31
	Bajjika	56	34	22
	Magar Dhut	54	32	22
	Sampang	47	19	28
	Gurung	33	18	15
	Magahi	29	16	13
	Sherpa	28	16	12
	Nepalbhasha (Newari)	25	12	13
	Tilung	23	13	10
	Baitadeli	23	16	7
	Santhali	20	12	8
	Sanskrit	17	9	8
	Rai	16	9	7
	Kagate	14	8	6
	Majhi	12	8	4
	Others	99	47	52

### Annex 3: Population by second language and sex, NPHC 2021

Area	Second Language	Population		
		Total	Male	Female
<b>Siraha</b>				
	Total	739953	363724	376229
	Nepali	567488	283369	284119
	No Second Language	121873	56724	65149
	Maithili	30519	14300	16219
	Hindi	7234	3149	4085
	Urdu	3462	1656	1806
	Magahi	3186	1515	1671
	Avadhi	2365	1162	1203
	Tharu	1195	591	604
	Magar Dhut	443	214	229
	Tamang	375	185	190
	Chamling	290	125	165
	Bhojpuri	206	94	112
	Yakthung/Limbu	190	80	110
	Bahing/Bayung	111	56	55
	English	109	76	33
	Kagate	98	44	54
	Tilung	80	37	43
	Sampang	79	43	36
	Musalman	65	26	39
	Danuwar	62	27	35
	Chepang	62	31	31
	Nepalbhasha (Newari)	61	27	34
	Marwadi	54	27	27
	Bantawa	41	20	21
	Baitadeli	40	17	23
	Santhali	37	16	21
	Gurung	35	16	19
	Rai	30	12	18
	Magar Kham	27	13	14
	Majhi	22	11	11
	Sanskrit	16	10	6
	Bajjika	16	7	9
	Bajhangsi	15	11	4
	Bangla	12	6	6
	Others	55	27	28

### Annex 3: Population by second language and sex, NPHC 2021

Area	Second Language	Population		
		Total	Male	Female
<b>Dhanusa</b>				
	Total	867747	429893	437854
	Nepali	614982	309346	305636
	No Second Language	199991	96065	103926
	Maithili	29357	13541	15816
	Magahi	7700	3501	4199
	Hindi	7639	3527	4112
	Urdu	3976	1903	2073
	Avadhi	1031	541	490
	Bhojpuri	969	430	539
	Magar Dhut	336	161	175
	Bajjika	230	115	115
	English	222	151	71
	Chamling	207	100	107
	Tamang	183	78	105
	Yakthung/Limbu	179	73	106
	Musalman	159	67	92
	Marwadi	116	70	46
	Nepalbhasha (Newari)	53	26	27
	Sanskrit	43	25	18
	Magar Kham	42	23	19
	Baitadeli	37	15	22
	Santhali	30	14	16
	Gurung	29	16	13
	Chepang	26	16	10
	Bajhangi	24	11	13
	Sampang	21	7	14
	Tharu	18	9	9
	Sunuwar	17	8	9
	Jero/Jerung	16	9	7
	Majhi	15	3	12
	Kagate	14	7	7
	Others	85	35	50
<b>Mahottari</b>				
	Total	706994	349159	357835
	Nepali	462610	232324	230286

### Annex 3: Population by second language and sex, NPHC 2021

Area	Second Language	Population		
		Total	Male	Female
	No Second Language	153494	73927	79567
	Maithili	41315	19163	22152
	Hindi	18815	9178	9637
	Magahi	11254	5226	6028
	Bajjika	8385	4017	4368
	Urdu	3572	1595	1977
	Musalman	2798	1326	1472
	Avadhi	1208	628	580
	Bhojpuri	1120	548	572
	Tamang	711	356	355
	Magar Dhut	360	171	189
	English	299	189	110
	Yakthung/Limbu	181	93	88
	Tharu	165	70	95
	Chamling	141	70	71
	Nepalbhasha (Newari)	91	49	42
	Baitadeli	60	23	37
	Rajbanshi	47	23	24
	Marwadi	44	21	23
	Gurung	41	27	14
	Majhi	38	14	24
	Sampang	31	17	14
	Magar Kham	29	13	16
	Santhali	28	10	18
	Kagate	18	9	9
	Sanskrit	17	10	7
	Rai	10	5	5
	Others	112	57	55
<b>Sarlahi</b>				
	Total	862470	435131	427339
	Nepali	572487	292357	280130
	No Second Language	192054	94532	97522
	Maithili	45979	22427	23552
	Bajjika	23970	11664	12306
	Hindi	9648	5112	4536
	Magahi	4974	2520	2454

### Annex 3: Population by second language and sex, NPHC 2021

Area	Second Language	Population		
		Total	Male	Female
Urdu		2732	1357	1375
Avadhi		2543	1304	1239
Tamang		1638	789	849
Musalman		1409	666	743
Punjabi		1129	504	625
Bhojpuri		1078	502	576
Magar Dhut		648	299	349
Tharu		417	198	219
English		406	247	159
Nepalbhasha (Newari)		188	87	101
Yakthung/Limbu		162	71	91
Baitadeli		133	62	71
Chamling		132	58	74
Sampang		129	57	72
Thami		111	57	54
Gurung		87	46	41
Marwadi		42	20	22
Majhi		34	16	18
Santhali		34	18	16
Rai		27	14	13
Dailekhi		27	12	15
Sanskrit		26	20	6
Magar Kham		25	13	12
Khash		22	11	11
Jero/Jerung		19	10	9
Kagate		15	6	9
Danuwar		12	4	8
Koche		11	2	9
Bajhanggi		10	5	5
Others		112	64	48
<b>Rautahat</b>				
Total		813573	408403	405170
Nepali		523805	268248	255557
No Second Language		154156	74569	79587
Bajjika		51982	24448	27534
Bhojpuri		44689	21579	23110

### Annex 3: Population by second language and sex, NPHC 2021

Area	Second Language	Population		
		Total	Male	Female
Hindi		15693	8218	7475
Urdu		15017	7235	7782
Tharu		2113	1042	1071
Maithili		1392	652	740
Avadhi		1132	612	520
Tamang		534	250	284
Magar Dhut		431	211	220
Musalman		382	174	208
English		283	163	120
Marwadi		209	112	97
Sampang		182	82	100
Gurung		177	87	90
Chamling		150	74	76
Yakthung/Limbu		122	53	69
Baitadeli		119	75	44
Dura		111	54	57
Koche		104	60	44
Majhi		91	46	45
Sherpa		67	23	44
Khash		56	32	24
Belhare		56	27	29
Bajureli		49	19	30
Magar Kham		47	32	15
Thami		40	25	15
Thulung		34	22	12
Pahari		32	16	16
Dailekhi		26	17	9
Nepalbhasha (Newari)		25	12	13
Sanskrit		25	17	8
Rai		24	11	13
Doteli		19	9	10
Tibetan		17	10	7
Hariyanwi		15	7	8
Jirel		14	5	9
Mewahang		14	7	7
Kagate		13	7	6
Manange		13	8	5

### Annex 3: Population by second language and sex, NPHC 2021

Area	Second Language	Population		
		Total	Male	Female
	Magahi	11	8	3
	Achhami	11	7	4
	Bantawa	10	4	6
	Sadhani	10	5	5
	Others	71	29	42
<b>Bara</b>				
	Total	763137	389787	373350
	Nepali	553812	288240	265572
	No Second Language	165376	79652	85724
	Bhojpuri	24478	12156	12322
	Hindi	7700	3781	3919
	Urdu	2740	1400	1340
	Tharu	2609	1299	1310
	Avadhi	2210	1126	1084
	Maithili	1153	583	570
	Tamang	511	249	262
	English	462	263	199
	Bajjika	372	195	177
	Chamling	291	155	136
	Yakthung/Limbu	291	145	146
	Marwadi	186	86	100
	Gurung	179	78	101
	Magar Dhut	91	43	48
	Baitadeli	90	49	41
	Nepalbhasha (Newari)	76	35	41
	Majhi	62	26	36
	Sampang	58	28	30
	Kagate	58	27	31
	Mewahang	55	29	26
	Magar Kham	44	25	19
	Thami	36	13	23
	Sanskrit	28	18	10
	Thulung	18	9	9
	Bangla	15	8	7
	Manange	14	5	9
	Rai	14	6	8

### Annex 3: Population by second language and sex, NPHC 2021

Area	Second Language	Population		
		Total	Male	Female
	Doteli	11	8	3
	Tibetan	11	4	7
	Hayu/Vayu	10	6	4
	Others	76	40	36
<b>Parsa</b>				
	Total	654471	338286	316185
	Nepali	499419	263580	235839
	No Second Language	102434	48791	53643
	Bhojpuri	31738	15668	16070
	Hindi	14252	6879	7373
	Urdu	1864	925	939
	Tharu	1410	687	723
	Maithili	824	388	436
	Avadhi	652	350	302
	English	286	175	111
	Chamling	236	123	113
	Nepalbhasha (Newari)	191	101	90
	Marwadi	180	95	85
	Yakthung/Limbu	147	80	67
	Gurung	130	72	58
	Magar Dhut	108	61	47
	Musalman	106	43	63
	Tamang	90	47	43
	Majhi	52	21	31
	Bajjika	46	26	20
	Thami	45	24	21
	Magar Kham	44	27	17
	Sampang	38	24	14
	Baitadeli	31	17	14
	Sanskrit	17	12	5
	Punjabi	15	8	7
	Bangla	11	6	5
	Rai	11	5	6
	Hayu/Vayu	10	2	8
	Sindhi	10	7	3
	Others	74	42	32



### Annex 3: Population by second language and sex, NPHC 2021

Area	Second Language	Population		
		Total	Male	Female
<b>Bagmati</b>				
	Total	6116866	3048684	3068182
	No Second Language	3348503	1653437	1695066
	Nepali	2548213	1277605	1270608
	English	63129	35200	27929
	Tamang	30492	15046	15446
	Nepalbhasha (Newari)	20875	10331	10544
	Hindi	16411	10325	6086
	Maithili	11292	5997	5295
	Bhote	10972	5778	5194
	Magar Dhut	8286	4136	4150
	Gurung	4863	2274	2589
	Avadhi	4478	2260	2218
	Bhojpuri	3849	2348	1501
	Tharu	3129	1710	1419
	Urdu	2937	1477	1460
	Bote	2752	1621	1131
	Bahing/Bayung	2574	1274	1300
	Yakthung/Limbu	2514	1186	1328
	Sanskrit	2200	1418	782
	Tibetan	2122	1559	563
	Sherpa	2072	1043	1029
	Rai	1979	947	1032
	Chamling	1304	636	668
	Bantawa	1094	537	557
	Baitadeli	1018	541	477
	Doteli	730	463	267
	Chepang	634	326	308
	Thulung	549	273	276
	Khash	536	276	260
	Magar Kham	493	232	261
	Danuwar	468	251	217
	Khamchi(Raute)	460	188	272
	Marwadi	456	229	227
	Sampang	456	236	220
	Thami	435	216	219
	Achhami	398	256	142

### Annex 3: Population by second language and sex, NPHC 2021

Area	Second Language	Population		
		Total	Male	Female
H Yolmo/Yholmo		329	153	176
Sunuwar		314	134	180
Ghale		292	121	171
Jero/Jerung		264	142	122
Bajjika		252	156	96
Khaling		252	125	127
Darai		251	133	118
Majhi		240	123	117
Jirel		222	95	127
Mewahang		191	93	98
Koche		174	103	71
Wambule		162	72	90
Kumal		157	81	76
Dumi		155	72	83
Bhujel		141	73	68
Bajhang		138	90	48
Sign Language		137	72	65
Chhiling		134	78	56
Kulung		129	61	68
Musalman		97	45	52
Puma		96	41	55
Thakali		90	39	51
Bangla		88	45	43
Manange		83	41	42
Magahi		80	42	38
Nachhiring		77	39	38
Lhopa		76	46	30
Kagate		75	38	37
Lohorung		75	41	34
Angika		71	37	34
Hayu/Vayu		68	48	20
Magar Kaike		67	32	35
Rajbanshi		59	32	27
Koyee		55	24	31
Waling/Walung		54	28	26
Darchuleli		53	30	23
Bajureli		52	37	15

### Annex 3: Population by second language and sex, NPHC 2021

Area	Second Language	Population		
		Total	Male	Female
Chhantyal		51	25	26
Pahari		48	22	26
Jumli		45	28	17
Yamphu/Yamphe		38	20	18
Oraon/Kudukh		38	19	19
Yakkha		38	17	21
Dura		36	17	19
Belhare		34	15	19
Karmarong		34	14	20
Tilung		33	9	24
Punjabi		30	17	13
Dungmali		29	15	14
Lapcha		29	12	17
Dolpali		28	11	17
Balkura/Baram		27	18	9
Athpahariya		25	14	11
Dhuleli		22	13	9
Dailekhi		21	13	8
Santhali		21	11	10
Chhintang		18	11	7
Dadeldhuri		18	7	11
Sam		14	10	4
Sadhani		13	8	5
Dhimal		13	5	8
Bankariya		11	7	4
Sindhi		10	4	6
Malpande		10	4	6
Not stated		8090	3943	4147
Others		119	81	38
<b>Dolakha</b>				
Total		172767	83720	89047
No Second Language		110535	53532	57003
Nepali		59381	28799	30582
Bhote		695	323	372
Bahing/Bayung		429	207	222
Thami		368	189	179

### Annex 3: Population by second language and sex, NPHC 2021

Area	Second Language	Population		
		Total	Male	Female
	Tamang	296	137	159
	Sherpa	161	69	92
	Maithili	161	86	75
	Jirel	129	51	78
	English	99	60	39
	Nepalbhasha (Newari)	61	30	31
	Avadhi	56	29	27
	Hindi	49	32	17
	Urdu	45	22	23
	Yakthung/Limbu	41	18	23
	Chhiling	30	17	13
	Tharu	28	14	14
	Sunuwar	28	10	18
	Baitadeli	24	16	8
	Bote	23	11	12
	Sanskrit	19	11	8
	Majhi	12	4	8
	Bhojpuri	11	7	4
	Chamling	11	7	4
	Mewahang	10	7	3
	Others	65	32	33
<b>Sindhupalchok</b>				
	Total	262624	129205	133419
	No Second Language	128059	62341	65718
	Nepali	124452	61635	62817
	Bhote	4114	2123	1991
	Tamang	1872	969	903
	Sherpa	1071	555	516
	Maithili	638	312	326
	English	529	273	256
	Nepalbhasha (Newari)	379	206	173
	Yakthung/Limbu	323	167	156
	Hindi	178	115	63
	Gurung	167	83	84
	Avadhi	137	71	66
	Urdu	106	56	50

### Annex 3: Population by second language and sex, NPHC 2021

Area	Second Language	Population		
		Total	Male	Female
	Bote	79	40	39
	H Yolmo/Yholmo	70	29	41
	Baitadeli	64	30	34
	Sanskrit	57	38	19
	Chhiling	40	24	16
	Chamling	28	15	13
	Marwadi	25	12	13
	Magar Dhut	20	10	10
	Bhojpuri	19	8	11
	Tharu	17	10	7
	Sign Language	15	8	7
	Magar Kham	13	4	9
	Oraon/Kudukh	12	6	6
	Thami	10	0	10
	Sampang	10	4	6
	Ghale	10	2	8
	Others	110	59	51
<b>Rasuwa</b>				
	Total	46689	24035	22654
	Nepali	32009	16387	15622
	No Second Language	13028	6764	6264
	Tamang	847	426	421
	Bhote	427	222	205
	English	112	90	22
	Maithili	106	55	51
	Hindi	28	18	10
	Avadhi	24	12	12
	Yakthung/Limbu	12	7	5
	Baitadeli	10	8	2
	Magar Dhut	10	10	0
	Others	76	36	40
<b>Dhading</b>				
	Total	325710	159048	166662
	No Second Language	219028	106113	112915
	Nepali	99261	49093	50168

### Annex 3: Population by second language and sex, NPHC 2021

Area	Second Language	Population		
		Total	Male	Female
	Tamang	3133	1453	1680
	Gurung	783	379	404
	English	726	486	240
	Hindi	471	319	152
	Magar Dhut	417	209	208
	Maithili	306	158	148
	Nepalbhasha (Newari)	293	142	151
	Urdu	255	132	123
	Chepang	214	111	103
	Avadhi	172	88	84
	Sanskrit	101	83	18
	Kumal	101	49	52
	Bhojpuri	93	47	46
	Yakthung/Limbu	68	33	35
	Magar Kham	28	12	16
	Tharu	26	19	7
	Baitadeli	22	14	8
	Chamling	21	8	13
	Khash	20	8	12
	Ghale	19	10	9
	Marwadi	14	7	7
	Rai	14	6	8
	Musalman	12	6	6
	Achhami	11	8	3
	Others	101	55	46
<b>Nuwakot</b>				
	Total	263391	128998	134393
	No Second Language	136514	66545	69969
	Nepali	123982	60963	63019
	Tamang	1070	499	571
	English	483	265	218
	Maithili	360	172	188
	Nepalbhasha (Newari)	336	167	169
	Hindi	129	101	28
	Avadhi	99	51	48
	Urdu	67	35	32

### Annex 3: Population by second language and sex, NPHC 2021

Area	Second Language	Population		
		Total	Male	Female
	Yakthung/Limbu	59	28	31
	Sanskrit	54	39	15
	Baitadeli	37	18	19
	Jirel	19	8	11
	Gurung	17	8	9
	Bhojpuri	17	11	6
	Sherpa	16	15	1
	Tharu	16	6	10
	Sampang	11	10	1
	Magar Dhut	10	5	5
	Others	95	52	43
<b>Kathmandu</b>				
	Total	2041587	1035726	1005861
	No Second Language	1166917	584882	582035
	Nepali	746537	380876	365661
	English	50676	28191	22485
	Nepalbhasha (Newari)	14294	7147	7147
	Tamang	11773	5905	5868
	Hindi	10003	6219	3784
	Maithili	5182	2835	2347
	Magar Dhut	3627	1894	1733
	Bhote	2818	1672	1146
	Bote	2428	1449	979
	Tibetan	2086	1538	548
	Bhojpuri	2010	1221	789
	Gurung	1647	792	855
	Sanskrit	1352	813	539
	Tharu	1257	721	536
	Rai	1070	506	564
	Urdu	927	500	427
	Sherpa	744	370	374
	Avadhi	722	372	350
	Yakthung/Limbu	699	327	372
	Doteli	540	343	197
	Bantawa	486	235	251
	Chamling	468	226	242

### Annex 3: Population by second language and sex, NPHC 2021

Area	Second Language	Population		
		Total	Male	Female
Khamchi(Raute)		456	186	270
Khash		441	218	223
Baitadeli		298	178	120
Thulung		268	138	130
Achhami		244	175	69
Bahing/Bayung		223	116	107
Khaling		191	99	92
Koche		173	102	71
Magar Kham		159	78	81
Ghale		146	63	83
Sampang		141	73	68
Bajjika		119	80	39
Bhujel		117	65	52
Sunuwar		114	59	55
Marwadi		109	58	51
Dumi		105	44	61
Bajhangi		96	64	32
Kulung		81	43	38
Thakali		77	33	44
Sign Language		77	39	38
Lhopa		72	44	28
Bangla		68	35	33
Magar Kaike		66	31	35
H yolmo/Yholmo		63	28	35
Nachhiring		63	34	29
Chepang		60	36	24
Majhi		59	33	26
Jero/Jerung		56	32	24
Darchuleli		48	27	21
Wambule		43	18	25
Bajureli		42	30	12
Danuwar		42	20	22
Chhiling		39	22	17
Magahi		37	17	20
Thami		37	16	21
Mewahang		36	17	19
Lohorung		35	21	14



### Annex 3: Population by second language and sex, NPHC 2021

Area	Second Language	Population		
		Total	Male	Female
Yakkha		34	16	18
Musalman		34	14	20
Karmarong		34	14	20
Puma		34	17	17
Hayu/Vayu		34	27	7
Rajbanshi		30	18	12
Chhantyal		29	14	15
Manange		29	14	15
Jumli		27	18	9
Jirel		26	13	13
Waling/Walung		25	12	13
Kumal		25	17	8
Koyee		24	10	14
Dolpali		23	8	15
Dura		21	8	13
Yamphu/Yamphe		18	7	11
Dailekhi		18	11	7
Dungmali		17	11	6
Punjabi		16	11	5
Tilung		16	3	13
Angika		16	9	7
Lapcha		16	6	10
Pahari		15	8	7
Santhali		15	7	8
Dadeldhuri		15	6	9
Oraon/Kudukh		15	7	8
Belhare		12	8	4
Darai		12	6	6
Balkura/Baram		11	9	2
Not stated		8080	3936	4144
Others		102	55	47
<b>Bhaktapur</b>				
Total		432132	218418	213714
No Second Language		217354	109419	107935
Nepali		207932	105279	102653
English		1499	855	644

### Annex 3: Population by second language and sex, NPHC 2021

Area	Second Language	Population		
		Total	Male	Female
	Nepalbhasha (Newari)	887	444	443
	Avadhi	757	375	382
	Hindi	510	356	154
	Tamang	490	241	249
	Maithili	479	276	203
	Magar Dhut	242	114	128
	Yakthung/Limbu	239	105	134
	Urdu	227	113	114
	Bhojpuri	183	132	51
	Chamling	166	85	81
	Thulung	130	59	71
	Bantawa	123	68	55
	Baitadeli	117	55	62
	Tharu	80	49	31
	Rai	73	42	31
	Sampang	59	35	24
	Marwadi	52	24	28
	Sanskrit	41	29	12
	Achhami	41	21	20
	Bahing/Bayung	40	23	17
	Magar Kham	38	24	14
	Mewahang	38	19	19
	Doteli	26	16	10
	Gurung	22	14	8
	Dumi	19	10	9
	Majhi	19	10	9
	Kagate	18	8	10
	Khaling	15	6	9
	Wambule	14	5	9
	Khash	14	12	2
	Jirel	13	6	7
	Manange	12	6	6
	Thami	10	6	4
	Bajjika	10	3	7
	Others	143	74	69

### Annex 3: Population by second language and sex, NPHC 2021

Area	Second Language	Population		
		Total	Male	Female
<b>Lalitpur</b>				
	Total	551667	277131	274536
	Nepali	286705	144487	142218
	No Second Language	249238	124493	124745
	English	4676	2565	2111
	Nepalbhasha (Newari)	1759	843	916
	Hindi	1744	1009	735
	Tamang	1250	620	630
	Avadhi	1085	539	546
	Maithili	784	417	367
	Bantawa	456	217	239
	Chamling	392	191	201
	Urdu	347	167	180
	Yakthung/Limbu	337	151	186
	Magar Dhut	303	137	166
	Bhojpuri	292	172	120
	Rai	239	108	131
	Tharu	224	113	111
	Baitadeli	139	64	75
	Thulung	139	69	70
	Gurung	133	62	71
	Bahing/Bayung	131	66	65
	Sampang	124	53	71
	Sanskrit	87	50	37
	Marwadi	74	31	43
	Magar Kham	69	33	36
	Doteli	67	43	24
	Achhami	67	37	30
	Mewahang	58	25	33
	Puma	48	19	29
	Sunuwar	46	20	26
	Khash	40	21	19
	Bajjika	40	23	17
	Jero/Jerung	39	23	16
	Kulung	36	13	23
	Bhote	33	15	18
	Dumi	29	16	13

### Annex 3: Population by second language and sex, NPHC 2021

Area	Second Language	Population		
		Total	Male	Female
	Lohorung	28	13	15
	Sherpa	27	12	15
	Koyee	27	12	15
	Kagate	27	15	12
	Wambule	27	13	14
	Bote	25	14	11
	Khaling	23	8	15
	Manange	22	12	10
	Bajhangi	21	11	10
	Pahari	16	5	11
	Yamphu/Yamphe	14	10	4
	Waling/Walung	14	4	10
	Chhintang	13	8	5
	Chhiling	12	6	6
	Tibetan	11	6	5
	Tilung	11	5	6
	Others	119	65	54
<b>Kavrepalanchok</b>				
	Total	364039	178909	185130
	No Second Language	182993	89728	93265
	Nepali	175884	86483	89401
	Tamang	1728	902	826
	English	1103	592	511
	Nepalbhasha (Newari)	437	211	226
	Maithili	428	226	202
	Hindi	357	224	133
	Avadhi	336	158	178
	Urdu	138	60	78
	Yakthung/Limbu	122	55	67
	Baitadeli	60	29	31
	Bhojpuri	59	38	21
	Magar Dhut	50	20	30
	Sanskrit	50	37	13
	Magar Kham	33	16	17
	Marwadi	28	13	15
	Sampang	23	10	13

### Annex 3: Population by second language and sex, NPHC 2021

Area	Second Language	Population		
		Total	Male	Female
	Chamling	22	9	13
	Rai	21	8	13
	Danuwar	19	4	15
	Mewahang	13	7	6
	Magahi	11	7	4
	Kagate	10	7	3
	Tharu	10	1	9
	Others	104	64	40
<b>Ramechhap</b>				
	Total	170302	80824	89478
	No Second Language	95074	45087	49987
	Nepali	67309	31845	35464
	Bhote	2872	1413	1459
	Bahing/Bayung	1625	799	826
	Tamang	829	417	412
	Nepalbhasha (Newari)	691	304	387
	Magar Dhut	479	237	242
	Maithili	352	174	178
	H Yolmo/Yholmo	175	86	89
	Avadhi	134	59	75
	Hindi	101	74	27
	English	94	58	36
	Urdu	74	36	38
	Majhi	62	32	30
	Yakthung/Limbu	53	18	35
	Doteli	52	29	23
	Baitadeli	37	22	15
	Sunuwar	36	7	29
	Tharu	35	17	18
	Sherpa	35	15	20
	Bhojpuri	24	12	12
	Sanskrit	23	12	11
	Bote	20	12	8
	Chamling	17	2	15
	Marwadi	12	6	6
	Gurung	10	9	1

### Annex 3: Population by second language and sex, NPHC 2021

Area	Second Language	Population		
		Total	Male	Female
	Others	77	42	35
<b>Sindhuli</b>				
	Total	300026	147065	152961
	No Second Language	160680	78518	82162
	Nepali	134434	65941	68493
	Magar Dhut	1464	730	734
	Tamang	886	440	446
	Maithili	434	243	191
	Danuwar	391	218	173
	Nepalbhasha (Newari)	290	143	147
	Avadhi	219	117	102
	Hindi	182	142	40
	Jero/Jerung	169	87	82
	Bahing/Bayung	102	51	51
	Sunuwar	75	32	43
	Wambule	74	34	40
	Urdu	67	34	33
	Yakthung/Limbu	64	32	32
	Majhi	49	24	25
	English	48	35	13
	Tharu	44	32	12
	Angika	42	21	21
	Rai	38	20	18
	Baitadeli	35	14	21
	Chamling	35	19	16
	Bhojpuri	34	26	8
	Marwadi	29	16	13
	Magar Kham	22	11	11
	Gurung	17	12	5
	Sanskrit	17	13	4
	Khaling	10	6	4
	Doteli	10	7	3
	Others	65	47	18
<b>Makwanpur</b>				
	Total	466073	233816	232257
	Nepali	266386	133916	132470

### Annex 3: Population by second language and sex, NPHC 2021

Area	Second Language	Population		
		Total	Male	Female
	No Second Language	190652	95124	95528
	Tamang	3827	1889	1938
	Maithili	1062	547	515
	Hindi	820	608	212
	English	461	284	177
	Rai	392	188	204
	Yakthung/Limbu	356	168	188
	Bhojpuri	330	197	133
	Nepalbhasha (Newari)	326	159	167
	Urdu	282	122	160
	Magar Dhut	257	122	135
	Avadhi	256	127	129
	Bote	83	49	34
	Baitadeli	82	50	32
	Chamling	75	36	39
	Sanskrit	64	48	16
	Chepang	56	26	30
	Gurung	52	26	26
	Tharu	49	27	22
	Marwadi	39	21	18
	Sampang	22	11	11
	Bajjika	17	8	9
	Magar Kham	13	4	9
	Mewahang	12	6	6
	Manange	10	4	6
	Others	92	49	43
<b>Chitawan</b>				
	Total	719859	351789	368070
	No Second Language	478431	230891	247540
	Nepali	223941	111901	112040
	English	2623	1446	1177
	Tamang	2491	1148	1343
	Gurung	2002	880	1122
	Hindi	1839	1108	731
	Magar Dhut	1405	648	757
	Tharu	1342	700	642

### Annex 3: Population by second language and sex, NPHC 2021

Area	Second Language	Population		
		Total	Male	Female
Nepalbhasha (Newari)		1113	529	584
Maithili		1000	496	504
Bhojpuri		769	472	297
Avadhi		481	262	219
Urdu		395	199	196
Sanskrit		329	243	86
Chepang		299	151	148
Darai		233	121	112
Yakthung/Limbu		141	77	64
Rai		107	56	51
Baitadeli		93	43	50
Magar Kham		91	39	52
Ghale		85	34	51
Bote		66	31	35
Marwadi		65	38	27
Chamling		59	33	26
Musalman		45	20	25
Sampang		37	20	17
Bajjika		35	23	12
Kumal		26	12	14
H Yolmo/Yholmo		19	9	10
Doteli		17	13	4
Magahi		17	9	8
Balkura/Baram		15	8	7
Majhi		14	8	6
Rajbanshi		13	5	8
Thakali		12	6	6
Bahing/Bayung		11	5	6
Jumli		11	7	4
Sign Language		10	4	6
Others		177	94	83
<b>Gandaki</b>				
Total		2466427	1170833	1295594
No Second Language		1768868	834293	934575
Nepali		594619	284578	310041
Tamang		25448	12100	13348



### Annex 3: Population by second language and sex, NPHC 2021

Area	Second Language	Population		
		Total	Male	Female
Magar Dhut		17693	8276	9417
Gurung		13069	6064	7005
English		12449	7281	5168
Hindi		7048	4553	2495
Nepalbhasha (Newari)		4450	2134	2316
Bhote		3875	1999	1876
Magar Kham		2658	1233	1425
Maithili		2070	986	1084
Bhojpuri		1966	1066	900
Sanskrit		1648	1085	563
Tharu		1574	841	733
Urdu		1167	551	616
Avadhi		926	440	486
Thakali		598	297	301
Baitadeli		533	265	268
Musalman		419	192	227
Ghale		385	177	208
Khash		385	160	225
Bajjika		380	174	206
Yakthung/Limbu		320	155	165
Marwadi		284	127	157
Balkura/Baram		280	138	142
Rai		271	133	138
Chhantyal		250	124	126
Darai		233	117	116
Bhujel		221	112	109
Kumal		219	100	119
Bote		187	90	97
Sampang		186	84	102
Tibetan		121	98	23
Magar Kaike		120	50	70
Chhiling		115	54	61
Sign Language		94	42	52
Baragunwa		89	43	46
Hayu/Vayu		76	40	36
Chepang		68	32	36
Dura		68	33	35

### Annex 3: Population by second language and sex, NPHC 2021

Area	Second Language	Population		
		Total	Male	Female
Bantawa		59	32	27
Sherpa		59	29	30
Majhi		58	27	31
Achhami		57	35	22
Doteli		53	32	21
H Yolmo/Yholmo		42	20	22
Chamling		38	16	22
Lapcha		35	20	15
Sunuwar		33	20	13
Bangla		31	17	14
Sam		29	13	16
Rajbanshi		26	12	14
Dhuleli		25	11	14
Mewahang		24	11	13
Manange		23	13	10
Dungmali		22	9	13
Lhopa		19	12	7
Puma		19	7	12
Athpahariya		19	6	13
Jero/Jerung		18	8	10
Waling/Walung		17	10	7
Hariyanwi		16	5	11
Bahing/Bayung		15	10	5
Sadhani		13	5	8
Wambule		13	5	8
Bajhangi		13	6	7
Thulung		12	8	4
Darchuleli		11	8	3
Kagate		10	4	6
Dolpali		10	7	3
Punjabi		10	5	5
Khamchi(Raute)		10	5	5
Others		158	88	70
<b>Gorkha</b>				
Total		251027	118155	132872
No Second Language		169156	78800	90356

### Annex 3: Population by second language and sex, NPHC 2021

Area	Second Language	Population		
		Total	Male	Female
	Nepali	53336	25599	27737
	Tamang	20064	9591	10473
	Bhote	2942	1451	1491
	Gurung	2279	1068	1211
	Magar Dhut	861	385	476
	Hindi	303	214	89
	Balkura/Baram	278	137	141
	Maithili	276	140	136
	Ghale	273	122	151
	English	197	127	70
	Nepalbhasha (Newari)	182	89	93
	Avadhi	120	60	60
	Urdu	119	52	67
	Bhojpuri	110	57	53
	Magar Kham	79	41	38
	Marwadi	61	29	32
	Bajjika	40	21	19
	Yakthung/Limbu	39	17	22
	Baitadeli	39	19	20
	Lapcha	28	16	12
	Tharu	27	16	11
	Rai	23	11	12
	Bangla	20	12	8
	Kumal	19	7	12
	Dungmali	18	7	11
	Chepang	14	3	11
	Sampang	12	5	7
	Hayu/Vayu	10	4	6
	Others	102	55	47
<b>Manang</b>				
	Total	5658	3192	2466
	Nepali	3801	1975	1826
	No Second Language	1300	945	355
	Bhote	386	174	212
	Gurung	51	27	24
	Maithili	38	19	19

### Annex 3: Population by second language and sex, NPHC 2021

Area	Second Language	Population		
		Total	Male	Female
	Avadhi	12	6	6
	English	12	10	2
	Tibetan	11	7	4
	Tamang	10	6	4
	Others	37	23	14
<b>Mustang</b>				
	Total	14452	7934	6518
	Nepali	6617	3387	3230
	No Second Language	6579	3790	2789
	Bhote	364	271	93
	Thakali	357	186	171
	Magar Dhut	133	74	59
	Barangunwa	89	43	46
	Maithili	69	35	34
	Tamang	48	21	27
	Tibetan	31	26	5
	Gurung	25	11	14
	Hindi	19	16	3
	Lhopa	17	11	6
	English	16	14	2
	Others	88	49	39
<b>Myagdi</b>				
	Total	107033	52153	54880
	No Second Language	97037	46477	50560
	Nepali	6699	3577	3122
	English	1675	1161	514
	Magar Kham	587	285	302
	Hindi	372	299	73
	Nepalbhasha (Newari)	112	54	58
	Chhantyal	105	54	51
	Magar Dhut	94	47	47
	Maithili	48	19	29
	Urdu	47	18	29
	Sanskrit	47	45	2
	Thakali	37	17	20

### Annex 3: Population by second language and sex, NPHC 2021

Area	Second Language	Population		
		Total	Male	Female
	Bhojpuri	33	24	9
	Tamang	21	9	12
	Sign Language	18	5	13
	Avadhi	15	11	4
	Gurung	13	7	6
	Bajjika	10	7	3
	Others	63	37	26
<b>Kaski</b>				
	Total	600051	292791	307260
	No Second Language	451558	219412	232146
	Nepali	126101	61844	64257
	Gurung	5340	2452	2888
	English	5203	2978	2225
	Magar Dhut	2493	1230	1263
	Tamang	2242	1052	1190
	Nepalbhasha (Newari)	1574	767	807
	Hindi	1532	965	567
	Maithili	671	327	344
	Bhojpuri	389	220	169
	Magar Kham	317	153	164
	Sanskrit	289	189	100
	Urdu	227	108	119
	Avadhi	211	97	114
	Bhote	175	99	76
	Thakali	141	66	75
	Rai	139	69	70
	Tharu	135	91	44
	Bajjika	129	60	69
	Chhantyal	113	54	59
	Chhiling	107	48	59
	Marwadi	101	40	61
	Yakthung/Limbu	98	53	45
	Tibetan	77	63	14
	Baitadeli	74	40	34
	Musalman	59	29	30
	Khash	55	24	31

### Annex 3: Population by second language and sex, NPHC 2021

Area	Second Language	Population		
		Total	Male	Female
	Sherpa	44	22	22
	Bantawa	40	21	19
	Ghale	39	19	20
	H Yolmo/Yholmo	26	12	14
	Hayu/Vayu	24	12	12
	Kumal	22	15	7
	Sampang	22	10	12
	Bhujel	22	10	12
	Achhami	20	12	8
	Dura	19	9	10
	Doteli	18	12	6
	Jero/Jerung	16	7	9
	Sign Language	15	6	9
	Sunuwar	14	8	6
	Darai	11	8	3
	Rajbanshi	10	3	7
	Others	139	75	64
<b>Lamjung</b>				
	Total	155852	74077	81775
	No Second Language	91571	43091	48480
	Nepali	57991	27895	30096
	Tamang	2201	1013	1188
	Gurung	1828	886	942
	English	651	347	304
	Maithili	257	117	140
	Nepalbhasha (Newari)	247	120	127
	Bhojpuri	154	111	43
	Hindi	144	109	35
	Bote	135	63	72
	Avadhi	118	55	63
	Urdu	90	39	51
	Magar Dhut	83	45	38
	Ghale	62	30	32
	Bajjika	49	25	24
	Yakthung/Limbu	44	20	24
	Dura	26	13	13

### Annex 3: Population by second language and sex, NPHC 2021

Area	Second Language	Population		
		Total	Male	Female
	Marwadi	21	10	11
	Chepang	19	9	10
	Magar Kham	14	3	11
	Baitadeli	14	8	6
	Sign Language	13	8	5
	Thakali	12	5	7
	Bantawa	12	7	5
	Tharu	11	7	4
	Sanskrit	11	9	2
	Others	74	32	42
<b>Tanahu</b>				
	Total	321153	150094	171059
	No Second Language	194582	90339	104243
	Nepali	115642	54493	61149
	Magar Dhut	3983	1824	2159
	Gurung	1306	571	735
	English	964	508	456
	Nepalbhasha (Newari)	956	446	510
	Hindi	747	489	258
	Khash	283	118	165
	Tamang	259	119	140
	Sanskrit	256	180	76
	Bhojpuri	243	123	120
	Darai	191	92	99
	Maithili	188	86	102
	Avadhi	185	81	104
	Magar Kham	160	63	97
	Musalman	153	68	85
	Baitadeli	152	79	73
	Urdu	141	60	81
	Bhujel	139	72	67
	Kumal	122	55	67
	Bajjika	72	25	47
	Rai	52	25	27
	Tharu	49	26	23
	Sampang	46	25	21

### Annex 3: Population by second language and sex, NPHC 2021

Area	Second Language	Population		
		Total	Male	Female
	Yakthung/Limbu	42	21	21
	Marwadi	39	17	22
	Bote	24	12	12
	Hayu/Vayu	17	7	10
	Chepang	15	7	8
	Dura	15	8	7
	H Yolmo/Yholmo	14	8	6
	Sign Language	10	4	6
	Others	106	43	63

#### Nawalparasi (Bardaghat Susta East)

Total	378079	177887	200192
No Second Language	222749	104516	118233
Nepali	144440	67928	76512
Magar Dhut	4191	1938	2253
Hindi	1379	770	609
Tharu	1276	659	617
Bhojpuri	808	407	401
English	800	455	345
Tamang	346	166	180
Gurung	293	128	165
Sanskrit	288	207	81
Nepalbhasha (Newari)	268	126	142
Maithili	218	107	111
Baitadeli	178	79	99
Magar Kham	175	87	88
Avadhi	134	61	73
Urdu	105	53	52
Sampang	81	31	50
Marwadi	35	19	16
Kumal	34	13	21
Yakthung/Limbu	31	11	20
Darai	28	16	12
Khash	24	8	16
Sign Language	22	10	12
Rai	21	11	10
Doteli	17	8	9



### Annex 3: Population by second language and sex, NPHC 2021

Area	Second Language	Population		
		Total	Male	Female
	Bote	15	6	9
	Musalman	11	4	7
	Others	112	63	49
<b>Syangja</b>				
	Total	253024	116678	136346
	No Second Language	183236	84034	99202
	Nepali	59026	27375	31651
	Magar Dhut	4403	2015	2388
	Gurung	1302	617	685
	Magar Kham	1022	450	572
	Hindi	874	542	332
	Nepalbhasha (Newari)	778	369	409
	English	669	419	250
	Sanskrit	380	215	165
	Urdu	192	96	96
	Musalman	160	75	85
	Maithili	130	50	80
	Tamang	124	62	62
	Avadhi	101	51	50
	Bhojpuri	91	50	41
	Bajjika	64	27	37
	Magar Kaike	63	22	41
	Baitadeli	52	28	24
	Tharu	48	26	22
	Majhi	46	21	25
	Bhujel	44	24	20
	Yakthung/Limbu	37	19	18
	Kumal	22	10	12
	Sampang	17	9	8
	Rai	15	6	9
	Achhami	14	11	3
	Thakali	13	5	8
	Marwadi	13	5	8
	Hayu/Vayu	10	8	2
	Others	78	37	41

### Annex 3: Population by second language and sex, NPHC 2021

Area	Second Language	Population		
		Total	Male	Female
<b>Parbat</b>				
	Total	130887	61678	69209
	No Second Language	118928	55467	63461
	Nepali	7515	3811	3704
	English	1169	638	531
	Magar Dhut	927	460	467
	Hindi	839	517	322
	Gurung	510	238	272
	Sanskrit	254	155	99
	Nepalbhasha (Newari)	160	78	82
	Urdu	108	60	48
	Magar Kham	105	51	54
	Tamang	101	49	52
	Maithili	66	35	31
	Bhojpuri	63	39	24
	Thakali	23	10	13
	Avadhi	15	10	5
	Bhujel	14	6	8
	Tharu	11	6	5
	Others	79	48	31
<b>Baglung</b>				
	Total	249211	116194	133017
	No Second Language	232172	107422	124750
	Nepali	13451	6694	6757
	English	1093	624	469
	Hindi	833	628	205
	Magar Dhut	523	256	267
	Magar Kham	191	96	95
	Nepalbhasha (Newari)	165	81	84
	Urdu	130	60	70
	Gurung	122	59	63
	Sanskrit	110	74	36
	Maithili	109	51	58
	Bhojpuri	70	33	37
	Magar Kaike	51	25	26
	Tamang	32	12	20

### Annex 3: Population by second language and sex, NPHC 2021

Area	Second Language	Population		
		Total	Male	Female
	Musalman	16	7	9
	Thakali	13	7	6
	Yakthung/Limbu	13	7	6
	Sam	13	5	8
	Marwadi	12	6	6
	Chhantyal	11	6	5
	Avadhi	11	5	6
	Others	70	36	34
<b>Lumbini</b>				
	Total	5122078	2454408	2667670
	No Second Language	2764056	1277815	1486241
	Nepali	2086512	1043404	1043108
	Hindi	80475	40207	40268
	Avadhi	47537	23233	24304
	Tharu	43552	21698	21854
	Bhojpuri	25897	12694	13203
	Urdu	23049	10379	12670
	Magar Dhut	13559	6247	7312
	English	11543	6192	5351
	Magar Kham	9892	4579	5313
	Nepalbhasha (Newari)	2951	1430	1521
	Gurung	2478	1157	1321
	Maithili	2303	1169	1134
	Sanskrit	1017	673	344
	Tamang	921	446	475
	Yakthung/Limbu	802	397	405
	Sampang	646	303	343
	Baitadeli	577	290	287
	Khash	536	259	277
	Marwadi	380	187	193
	Chamling	327	158	169
	Musalman	288	138	150
	Doteli	263	116	147
	Achhami	237	115	122
	Magar Kaike	220	98	122
	Kumal	190	85	105

### Annex 3: Population by second language and sex, NPHC 2021

Area	Second Language	Population		
		Total	Male	Female
	Sign Language	182	91	91
	Kagate	178	85	93
	Rai	101	73	28
	Bajjika	92	39	53
	Hayu/Vayu	78	32	46
	Jumli	77	42	35
	Dailekhi	74	34	40
	Majhi	64	37	27
	Punjabi	55	32	23
	Bote	52	26	26
	Bhujel	51	23	28
	Dhuleli	51	28	23
	Bangla	50	26	24
	Bajureli	48	30	18
	Thakali	37	15	22
	Chhantyal	33	16	17
	Manange	32	14	18
	Darai	31	12	19
	Rajbanshi	31	17	14
	Waling/Walung	27	12	15
	Sadhani	27	17	10
	Thami	26	10	16
	Kusunda	24	12	12
	Sonaha	23	13	10
	Sunuwar	23	14	9
	Hariyanwi	22	7	15
	Thulung	21	8	13
	Bajhangi	20	8	12
	Jirel	19	9	10
	Dura	18	7	11
	Bankariya	16	5	11
	Mewahang	15	6	9
	Magahi	15	8	7
	Sherpa	15	8	7
	Koche	12	8	4
	Tilung	12	7	5
	Ghale	10	3	7

### Annex 3: Population by second language and sex, NPHC 2021

Area	Second Language	Population		
		Total	Male	Female
	Angika	10	4	6
	Others	198	101	97
<b>Rukum (East)</b>				
	Total	56786	27516	29270
	No Second Language	32750	15826	16924
	Nepali	19600	9555	10045
	Magar Kham	3601	1740	1861
	Magar Dhut	557	267	290
	Urdu	70	32	38
	Nepalbhasha (Newari)	52	24	28
	Avadhi	23	9	14
	Bhojpuri	20	8	12
	Maithili	13	7	6
	Achhami	13	8	5
	Sampang	12	5	7
	Hindi	10	5	5
	Others	65	30	35
<b>Rolpa</b>				
	Total	234793	109871	124922
	No Second Language	198355	92557	105798
	Nepali	31816	15168	16648
	Magar Kham	2500	1136	1364
	Magar Dhut	499	212	287
	Hindi	439	234	205
	Urdu	256	117	139
	Doteli	171	67	104
	Nepalbhasha (Newari)	152	78	74
	English	145	80	65
	Bhojpuri	68	32	36
	Maithili	67	29	38
	Avadhi	66	28	38
	Tamang	40	22	18
	Gurung	39	18	21
	Yakthung/Limbu	35	14	21
	Sampang	32	14	18

### Annex 3: Population by second language and sex, NPHC 2021

Area	Second Language	Population		
		Total	Male	Female
	Achhami	21	13	8
	Baitadeli	19	10	9
	Chamling	19	12	7
	Tharu	10	6	4
	Others	44	24	20
<b>Pyuthan</b>				
	Total	232019	104132	127887
	No Second Language	218055	97133	120922
	Nepali	10723	5165	5558
	Hindi	1027	655	372
	Magar Kham	685	319	366
	Magar Dhut	461	225	236
	Urdu	230	112	118
	Nepalbhasha (Newari)	184	101	83
	English	166	100	66
	Tharu	122	96	26
	Gurung	78	36	42
	Maithili	67	39	28
	Rai	45	44	1
	Tamang	31	23	8
	Kusunda	24	12	12
	Avadhi	22	8	14
	Bhojpuri	14	8	6
	Sanskrit	13	13	0
	Yakthung/Limbu	13	9	4
	Others	59	34	25
<b>Gulmi</b>				
	Total	246494	112025	134469
	No Second Language	232143	104943	127200
	Nepali	10724	5195	5529
	Tharu	793	366	427
	Hindi	745	501	244
	Magar Dhut	741	347	394
	Urdu	269	119	150
	English	237	144	93

### Annex 3: Population by second language and sex, NPHC 2021

Area	Second Language	Population		
		Total	Male	Female
	Nepalbhasha (Newari)	180	82	98
	Gurung	160	76	84
	Maithili	131	56	75
	Sanskrit	75	56	19
	Magar Kham	64	28	36
	Bhojpuri	57	28	29
	Avadhi	35	17	18
	Bajjika	16	5	11
	Tamang	15	7	8
	Sampang	13	7	6
	Yakthung/Limbu	12	7	5
	Others	84	41	43
<b>Arghakhanchi</b>				
	Total	177086	80672	96414
	No Second Language	167481	75608	91873
	Nepali	6015	2930	3085
	Hindi	1555	1140	415
	Magar Dhut	602	264	338
	Nepalbhasha (Newari)	432	206	226
	English	409	245	164
	Urdu	151	67	84
	Musalman	64	27	37
	Kumal	60	19	41
	Sanskrit	53	43	10
	Maithili	47	22	25
	Magar Kham	45	18	27
	Tharu	30	16	14
	Bhojpuri	28	20	8
	Gurung	27	10	17
	Avadhi	24	9	15
	Others	63	28	35
<b>Palpa</b>				
	Total	245027	112761	132266
	No Second Language	149313	68766	80547
	Nepali	88892	40645	48247

### Annex 3: Population by second language and sex, NPHC 2021

Area	Second Language	Population		
		Total	Male	Female
	Magar Dhut	4156	1929	2227
	Nepalbhasha (Newari)	308	148	160
	Hindi	308	210	98
	Magar Kham	294	125	169
	Urdu	258	130	128
	Bhojpuri	254	187	67
	Avadhi	229	100	129
	Maithili	136	69	67
	Yakthung/Limbu	108	49	59
	English	101	78	23
	Baitadeli	93	42	51
	Sampang	91	35	56
	Musalman	77	41	36
	Tharu	59	43	16
	Tamang	41	20	21
	Hayu/Vayu	38	17	21
	Gurung	35	15	20
	Sanskrit	34	24	10
	Chamling	25	8	17
	Marwadi	18	8	10
	Kumal	17	8	9
	Sign Language	15	8	7
	Bote	13	6	7
	Dhuleli	12	10	2
	Rai	11	5	6
	Hariyanwi	10	2	8
	Others	81	33	48
<b>Nawalparasi (Bardaghat Susta West)</b>				
	Total	386868	188182	198686
	Nepali	236538	120131	116407
	No Second Language	128271	57624	70647
	Bhojpuri	9708	4818	4890
	Hindi	5153	1947	3206
	Tharu	2253	1141	1112
	Magar Dhut	1119	529	590
	English	883	528	355



### Annex 3: Population by second language and sex, NPHC 2021

Area	Second Language	Population		
		Total	Male	Female
	Gurung	565	258	307
	Urdu	445	211	234
	Maithili	276	161	115
	Avadhi	262	138	124
	Tamang	224	108	116
	Nepalbhasha (Newari)	206	96	110
	Magar Kham	140	60	80
	Yakthung/Limbu	124	69	55
	Musalman	88	40	48
	Sanskrit	78	53	25
	Sampang	73	30	43
	Baitadeli	70	35	35
	Kumal	68	33	35
	Chamling	67	37	30
	Marwadi	66	35	31
	Majhi	38	21	17
	Sign Language	13	8	5
	Bajjika	13	7	6
	Dailekhi	10	5	5
	Others	117	59	58
<b>Rupandehi</b>				
	Total	1121957	550478	571479
	Nepali	527276	269989	257287
	No Second Language	521597	245263	276334
	Hindi	17727	8389	9338
	Bhojpuri	13689	6628	7061
	Avadhi	12325	5920	6405
	Urdu	8313	3701	4612
	English	5174	2879	2295
	Tharu	5013	2558	2455
	Magar Dhut	3903	1783	2120
	Magar Kham	1656	757	899
	Gurung	1184	546	638
	Nepalbhasha (Newari)	1079	519	560
	Maithili	593	291	302
	Khash	418	203	215

### Annex 3: Population by second language and sex, NPHC 2021

Area	Second Language	Population		
		Total	Male	Female
	Sanskrit	415	272	143
	Magar Kaike	211	93	118
	Tamang	211	104	107
	Yakthung/Limbu	193	99	94
	Marwadi	135	66	69
	Sign Language	124	57	67
	Baitadeli	101	55	46
	Sampang	81	43	38
	Chamling	62	29	33
	Kagate	41	18	23
	Bajjika	38	14	24
	Thakali	32	12	20
	Bhujel	29	12	17
	Bangla	24	14	10
	Chhantyal	21	9	12
	Musalman	19	8	11
	Achhami	17	11	6
	Doteli	17	9	8
	Majhi	17	11	6
	Punjabi	16	9	7
	Kumal	16	9	7
	Hayu/Vayu	15	6	9
	Rai	15	8	7
	Thami	15	8	7
	Others	145	76	69
<b>Kapilbastu</b>				
	Total	682961	334687	348274
	Nepali	392647	198889	193758
	No Second Language	234079	108625	125454
	Hindi	24369	12248	12121
	Avadhi	12455	6009	6446
	Urdu	10505	4676	5829
	Tharu	4053	2078	1975
	English	1818	707	1111
	Bhojpuri	1466	658	808
	Magar Dhut	319	151	168

### Annex 3: Population by second language and sex, NPHC 2021

Area	Second Language	Population		
		Total	Male	Female
	Maithili	263	145	118
	Sanskrit	181	111	70
	Magar Kham	148	66	82
	Gurung	103	53	50
	Nepalbhasha (Newari)	80	41	39
	Yakthung/Limbu	70	30	40
	Kagate	52	23	29
	Sampang	40	18	22
	Chamling	37	21	16
	Marwadi	32	10	22
	Musalman	21	13	8
	Baitadeli	21	14	7
	Doteli	16	8	8
	Tamang	13	8	5
	Manange	12	4	8
	Khash	11	6	5
	Bangla	11	4	7
	Hayu/Vayu	11	1	10
	Punjabi	10	7	3
	Others	118	63	55
<b>Dang</b>				
	Total	674993	320573	354420
	No Second Language	449499	210491	239008
	Nepali	215134	104808	110326
	Tharu	4601	2364	2237
	Hindi	1541	847	694
	Avadhi	1085	537	548
	Magar Dhut	628	295	333
	Magar Kham	625	268	357
	Urdu	446	226	220
	English	386	222	164
	Maithili	196	90	106
	Nepalbhasha (Newari)	146	71	75
	Bhojpuri	120	57	63
	Sanskrit	101	56	45
	Sampang	101	47	54

### Annex 3: Population by second language and sex, NPHC 2021

Area	Second Language	Population		
		Total	Male	Female
	Baitadeli	67	36	31
	Tamang	60	27	33
	Yakthung/Limbu	54	24	30
	Gurung	51	26	25
	Chamling	23	11	12
	Marwadi	21	10	11
	Rai	11	6	5
	Khash	10	8	2
	Others	87	46	41

#### Banke

Total	603194	296745	306449
No Second Language	278143	131438	146705
Nepali	277679	141709	135970
Hindi	19639	9783	9856
Avadhi	18015	9051	8964
Tharu	4553	2203	2350
English	1553	820	733
Urdu	1445	682	763
Magar Dhut	465	198	267
Bhojpuri	330	179	151
Maithili	327	169	158
Gurung	142	68	74
Tamang	105	47	58
Nepalbhasha (Newari)	96	47	49
Magar Kham	87	41	46
Yakthung/Limbu	72	38	34
Baitadeli	58	29	29
Khash	57	25	32
Kagate	56	30	26
Jumli	43	26	17
Sampang	37	18	19
Dailekhi	34	15	19
Marwadi	30	17	13
Sanskrit	27	17	10
Bote	27	12	15
Chamling	25	11	14

### Annex 3: Population by second language and sex, NPHC 2021

Area	Second Language	Population		
		Total	Male	Female
	Achhami	23	12	11
	Doteli	20	9	11
	Rajbanshi	14	6	8
	Others	92	45	47
<b>Bardiya</b>				
	Total	459900	216766	243134
	Nepali	269468	129220	140248
	No Second Language	154370	69541	84829
	Tharu	22063	10826	11237
	Hindi	7962	4248	3714
	Avadhi	2996	1407	1589
	English	664	383	281
	Urdu	661	306	355
	Maithili	187	91	96
	Tamang	172	77	95
	Sampang	159	84	75
	Bhojpuri	143	71	72
	Achhami	132	61	71
	Baitadeli	124	57	67
	Magar Dhut	109	47	62
	Yakthung/Limbu	109	55	54
	Gurung	91	48	43
	Marwadi	50	26	24
	Magar Kham	47	21	26
	Chamling	45	23	22
	Nepalbhasha (Newari)	36	17	19
	Sanskrit	33	21	12
	Dailekhi	30	14	16
	Khash	25	12	13
	Darai	21	7	14
	Sonaha	20	11	9
	Bajureli	19	10	9
	Jumli	19	10	9
	Kagate	19	11	8
	Doteli	17	5	12
	Kumal	14	8	6

### Annex 3: Population by second language and sex, NPHC 2021

Area	Second Language	Population		
		Total	Male	Female
	Bhujel	13	8	5
	Others	82	40	42
<b>Karnali</b>				
	Total	1688412	823761	864651
	No Second Language	1492627	726266	766361
	Nepali	181191	89668	91523
	Hindi	2196	1628	568
	Magar Dhut	2008	954	1054
	Magar Kham	1760	844	916
	Urdu	1040	515	525
	Bhote	848	413	435
	Jumli	846	401	445
	Tibetan	793	370	423
	Khash	754	369	385
	English	706	500	206
	Maithili	607	316	291
	Bote	512	245	267
	Avadhi	484	233	251
	Bhojpuri	247	118	129
	Gurung	217	103	114
	Tharu	217	123	94
	Achhami	209	100	109
	Tamang	190	88	102
	Baitadeli	136	73	63
	Yakthung/Limbu	115	57	58
	Dolpali	82	42	40
	Nepalbhasha (Newari)	82	52	30
	Tichhurong Poike	72	33	39
	Sampang	59	27	32
	Marwadi	51	22	29
	Sanskrit	50	39	11
	Dailekhi	44	22	22
	Sign Language	32	20	12
	Dhuleli	24	10	14
	Raji	23	9	14
	Chamling	21	12	9

### Annex 3: Population by second language and sex, NPHC 2021

Area	Second Language	Population		
		Total	Male	Female
	Bajjika	20	13	7
	Bajhangji	16	7	9
	Khamchi(Raute)	13	6	7
	Chhiling	12	5	7
	Doteli	10	7	3
	Sadhani	10	4	6
	Others	88	47	41
<b>Dolpa</b>				
	Total	42774	21371	21403
	No Second Language	30875	15645	15230
	Nepali	9643	4538	5105
	Bhote	736	365	371
	Bote	504	240	264
	Magar Kham	271	129	142
	English	166	131	35
	Magar Dhut	156	81	75
	Hindi	109	74	35
	Dolpali	81	41	40
	Tichhurong Poike	72	33	39
	Maithili	64	30	34
	Avadhi	15	7	8
	Nepalbhasha (Newari)	10	10	0
	Others	72	47	25
<b>Mugu</b>				
	Total	64549	32381	32168
	No Second Language	55620	28057	27563
	Nepali	8613	4141	4472
	Hindi	71	48	23
	English	51	37	14
	Bhote	48	18	30
	Urdu	41	25	16
	Maithili	37	14	23
	Baitadeli	16	11	5
	Others	52	30	22

### Annex 3: Population by second language and sex, NPHC 2021

Area	Second Language	Population		
		Total	Male	Female
<b>Humla</b>				
	Total	55394	27886	27508
	No Second Language	44822	22391	22431
	Nepali	9114	4750	4364
	Tibetan	793	370	423
	Khash	333	167	166
	English	60	47	13
	Hindi	50	42	8
	Magar Kham	41	22	19
	Avadhi	40	15	25
	Urdu	33	16	17
	Maithili	31	20	11
	Sign Language	15	11	4
	Others	62	35	27
<b>Jumla</b>				
	Total	118349	59228	59121
	Nepali	66961	32903	34058
	No Second Language	49056	25008	24048
	Jumli	819	386	433
	Hindi	541	428	113
	Khash	262	121	141
	Avadhi	221	105	116
	English	159	107	52
	Bhote	57	26	31
	Yakthung/Limbu	52	25	27
	Baitadeli	51	23	28
	Sampang	23	10	13
	Maithili	23	16	7
	Urdu	22	13	9
	Marwadi	13	9	4
	Sanskrit	12	10	2
	Bhojpuri	11	4	7
	Others	66	34	32



### Annex 3: Population by second language and sex, NPHC 2021

Area	Second Language	Population		
		Total	Male	Female
<b>Kalikot</b>				
	Total	145292	72245	73047
	No Second Language	106016	52812	53204
	Nepali	38702	19050	19652
	Hindi	258	221	37
	Avadhi	80	43	37
	Maithili	64	30	34
	Urdu	29	14	15
	Baitadeli	22	13	9
	Khash	20	10	10
	Magar Kham	18	7	11
	Marwadi	15	6	9
	Yakthung/Limbu	15	7	8
	English	14	11	3
	Sampang	13	5	8
	Others	26	16	10
<b>Dailekh</b>				
	Total	252313	120774	131539
	No Second Language	241316	115327	125989
	Nepali	9601	4725	4876
	Magar Dhut	619	297	322
	Urdu	242	115	127
	Hindi	119	90	29
	Gurung	107	51	56
	Magar Kham	55	29	26
	Maithili	54	38	16
	Bhojpuri	45	19	26
	Avadhi	28	11	17
	Tamang	20	8	12
	Dailekhi	18	11	7
	Jumli	13	7	6
	English	10	7	3
	Khash	10	6	4
	Others	56	33	23

### Annex 3: Population by second language and sex, NPHC 2021

Area	Second Language	Population		
		Total	Male	Female
<b>Jajarkot</b>				
	Total	189360	94063	95297
	No Second Language	186730	92584	94146
	Nepali	2212	1242	970
	Urdu	136	65	71
	Hindi	97	67	30
	Magar Kham	48	24	24
	Maithili	37	21	16
	English	27	22	5
	Magar Dhut	15	8	7
	Avadhi	14	10	4
	Bhojpuri	10	2	8
	Others	34	18	16
<b>Rukum (West)</b>				
	Total	166740	81091	85649
	No Second Language	164093	79657	84436
	Nepali	2236	1209	1027
	Magar Kham	89	51	38
	Urdu	87	41	46
	Hindi	85	56	29
	Maithili	36	16	20
	English	32	20	12
	Nepalbhasha (Newari)	26	15	11
	Bhojpuri	12	5	7
	Others	44	21	23
<b>Salyan</b>				
	Total	238515	114982	123533
	No Second Language	233056	112108	120948
	Nepali	3748	1909	1839
	Magar Kham	675	311	364
	Hindi	452	353	99
	Magar Dhut	299	150	149
	Urdu	88	49	39
	Tamang	39	18	21
	Maithili	37	17	20

### Annex 3: Population by second language and sex, NPHC 2021

Area	Second Language	Population		
		Total	Male	Female
	Bhojpuri	21	6	15
	Sanskrit	19	11	8
	Tharu	19	13	6
	English	16	15	1
	Avadhi	15	7	8
	Nepalbhasha (Newari)	10	6	4
	Others	21	9	12
<b>Surkhet</b>				
	Total	415126	199740	215386
	No Second Language	381043	182677	198366
	Nepali	30361	15201	15160
	Magar Dhut	903	410	493
	Magar Kham	551	264	287
	Hindi	414	249	165
	Urdu	355	172	183
	Maithili	224	114	110
	Achhami	207	100	107
	Tharu	176	93	83
	English	171	103	68
	Khash	126	63	63
	Bhojpuri	126	68	58
	Tamang	92	45	47
	Gurung	79	33	46
	Avadhi	55	27	28
	Yakthung/Limbu	29	15	14
	Dailekhi	26	11	15
	Nepalbhasha (Newari)	24	14	10
	Baitadeli	22	11	11
	Raji	22	9	13
	Jumli	12	6	6
	Dhuleli	11	4	7
	Others	97	51	46
<b>Sudurpaschim</b>				
	Total	2694783	1272786	1421997
	Nepali	1490151	665723	824428

### Annex 3: Population by second language and sex, NPHC 2021

Area	Second Language	Population		
		Total	Male	Female
	No Second Language	1137165	576886	560279
	Doteli	13141	5686	7455
	Tharu	10239	5046	5193
	Hindi	6273	3754	2519
	Avadhi	5564	2641	2923
	Dadeldhuri	5516	2205	3311
	Achhami	5392	1854	3538
	Baitadeli	5088	1800	3288
	Darchuleli	4184	1741	2443
	Bajhang	2335	835	1500
	English	1118	647	471
	Urdu	1009	472	537
	Ranatharu	871	429	442
	Bajureli	868	335	533
	Sampang	857	415	442
	Yakthung/Limbu	760	346	414
	Maithili	560	256	304
	Chamling	480	217	263
	Tamang	459	203	256
	Marwadi	417	205	212
	Magar Dhut	368	170	198
	Gurung	244	99	145
	Nepalbhasha (Newari)	244	111	133
	Dailekhi	214	91	123
	Mewahang	173	75	98
	Magar Kham	149	70	79
	Bhojpuri	142	74	68
	Sanskrit	95	68	27
	Jumli	88	34	54
	Belhare	59	25	34
	Kagate	57	30	27
	Khash	47	27	20
	Jirel	36	15	21
	Sign Language	31	20	11
	Rai	28	12	16
	Bajjika	27	15	12
	Khamchi(Raute)	27	9	18

### Annex 3: Population by second language and sex, NPHC 2021

Area	Second Language	Population		
		Total	Male	Female
	Lhopa	21	9	12
	Ganagai	20	11	9
	Dura	17	10	7
	Byansi	16	5	11
	Dhuleli	15	9	6
	Punjabi	15	14	1
	Hayu/Vayu	14	7	7
	Chhiling	13	7	6
	Raji	12	2	10
	Bote	12	4	8
	Rajbanshi	11	6	5
	Pahari	10	6	4
	Others	131	55	76
<b>Bajura</b>				
	Total	138523	67070	71453
	No Second Language	86950	46160	40790
	Nepali	49393	19773	29620
	Avadhi	519	258	261
	Hindi	472	309	163
	English	423	229	194
	Bajureli	347	134	213
	Baitadeli	67	29	38
	Sampang	64	34	30
	Tharu	47	20	27
	Urdu	46	20	26
	Marwadi	45	23	22
	Yakthung/Limbu	31	13	18
	Chamling	19	11	8
	Maithili	17	8	9
	Achhami	14	10	4
	Bajjika	10	6	4
	Others	59	33	26
<b>Bajhang</b>				
	Total	189085	88470	100615
	Nepali	115951	49953	65998

### Annex 3: Population by second language and sex, NPHC 2021

Area	Second Language	Population		
		Total	Male	Female
	No Second Language	70678	37548	33130
	Bajhangsi	1420	526	894
	Avadhi	397	190	207
	Doteli	191	24	167
	Baitadeli	117	49	68
	Hindi	77	61	16
	Chamling	68	32	36
	Maithili	50	15	35
	Marwadi	42	22	20
	Yakthung/Limbu	37	18	19
	Urdu	12	8	4
	Sampang	11	6	5
	Others	34	18	16
<b>Darchula</b>				
	Total	133310	64424	68886
	No Second Language	81935	43562	38373
	Nepali	46600	18738	27862
	Darchuleli	3116	1327	1789
	Doteli	812	387	425
	Avadhi	273	116	157
	Urdu	73	36	37
	Sampang	70	38	32
	Yakthung/Limbu	69	39	30
	Marwadi	56	28	28
	Baitadeli	54	28	26
	Chamling	51	21	30
	Gurung	42	20	22
	Hindi	33	18	15
	English	32	25	7
	Tharu	28	13	15
	Maithili	24	15	9
	Others	42	13	29
<b>Baitadi</b>				
	Total	242157	113864	128293
	No Second Language	141937	74670	67267

### Annex 3: Population by second language and sex, NPHC 2021

Area	Second Language	Population		
		Total	Male	Female
	Nepali	96604	37827	58777
	Baitadeli	1266	223	1043
	Doteli	1035	461	574
	Avadhi	621	298	323
	Tharu	214	102	112
	Hindi	208	167	41
	Urdu	54	25	29
	Marwadi	49	21	28
	Sampang	40	18	22
	Yakthung/Limbu	38	15	23
	Maithili	19	9	10
	Others	72	28	44
<b>Dadeldhura</b>				
	Total	139602	65893	73709
	Nepali	78686	34941	43745
	No Second Language	51761	27163	24598
	Dadeldhuri	4738	1909	2829
	Doteli	2914	1193	1721
	Avadhi	293	149	144
	Hindi	225	169	56
	Baitadeli	192	48	144
	Bajhangsi	129	26	103
	Achhami	90	32	58
	Urdu	71	39	32
	Yakthung/Limbu	63	29	34
	Chamling	51	34	17
	Magar Kham	45	25	20
	Darchuleli	43	6	37
	English	34	18	16
	Gurung	28	11	17
	Sampang	28	16	12
	Maithili	28	6	22
	Belhare	25	9	16
	Tamang	22	9	13
	Bajureli	21	4	17
	Tharu	17	8	9

### Annex 3: Population by second language and sex, NPHC 2021

Area	Second Language	Population		
		Total	Male	Female
	Marwadi	16	7	9
	Ganagai	14	8	6
	Bhojpuri	10	3	7
	Others	58	31	27
<b>Doti</b>				
	Total	204831	93604	111227
	Nepali	188466	84923	103543
	No Second Language	13372	7339	6033
	Doteli	1744	719	1025
	Avadhi	521	237	284
	Hindi	127	112	15
	Sampang	101	46	55
	Baitadeli	94	48	46
	Yakthung/Limbu	89	37	52
	Maithili	56	24	32
	Chamling	52	17	35
	Urdu	45	20	25
	Tharu	43	28	15
	Marwadi	27	10	17
	Gurung	24	10	14
	Others	70	34	36
<b>Achham</b>				
	Total	228852	105319	123533
	No Second Language	129965	67009	62956
	Nepali	95936	37372	58564
	Achhami	1489	216	1273
	Avadhi	430	202	228
	Doteli	142	56	86
	Hindi	121	95	26
	Yakthung/Limbu	115	59	56
	Nepalbhasha (Newari)	105	46	59
	Urdu	92	46	46
	Mewahang	82	36	46
	Magar Dhut	69	33	36
	Chamling	53	25	28



### Annex 3: Population by second language and sex, NPHC 2021

Area	Second Language	Population		
		Total	Male	Female
	Gurung	40	16	24
	Baitadeli	35	19	16
	Maithili	33	17	16
	Marwadi	31	14	17
	Jirel	30	11	19
	Sampang	22	10	12
	English	14	10	4
	Others	48	27	21

#### Kailali

Total	904666	433456	471210
Nepali	545927	257900	288027
No Second Language	333078	163120	169958
Tharu	8983	4404	4579
Achhami	3605	1528	2077
Hindi	3575	2050	1525
Doteli	3131	1456	1675
Avadhi	1588	750	838
Baitadeli	510	246	264
English	487	289	198
Sampang	439	208	231
Urdu	414	169	245
Dadeldhuri	299	121	178
Magar Dhut	258	121	137
Bajhangi	243	116	127
Maithili	214	104	110
Bajureli	206	98	108
Yakthung/Limbu	186	89	97
Tamang	180	71	109
Dailekhi	179	75	104
Chamling	136	53	83
Nepalbhasha (Newari)	107	49	58
Marwadi	97	53	44
Ranatharu	91	48	43
Darchuleli	82	38	44
Jumli	81	31	50
Magar Kham	78	35	43

### Annex 3: Population by second language and sex, NPHC 2021

Area	Second Language	Population		
		Total	Male	Female
	Mewahang	74	31	43
	Bhojpuri	70	35	35
	Sanskrit	67	45	22
	Gurung	57	18	39
	Khash	44	24	20
	Kagate	23	12	11
	Rai	14	8	6
	Belhare	13	9	4
	Raji	12	2	10
	Chhiling	10	5	5
	Others	108	45	63
<b>Kanchanpur</b>				
	Total	513757	240686	273071
	Nepali	272588	124296	148292
	No Second Language	227489	110315	117174
	Doteli	3171	1389	1782
	Baitadeli	2753	1110	1643
	Hindi	1435	773	662
	Darchuleli	934	368	566
	Avadhi	922	441	481
	Tharu	901	468	433
	Ranatharu	780	381	399
	Bajhangi	536	162	374
	Dadeldhuri	467	170	297
	Bajureli	289	96	193
	Tamang	236	114	122
	Urdu	202	109	93
	Achhami	187	67	120
	Yakthung/Limbu	132	47	85
	Maithili	119	58	61
	English	111	64	47
	Sampang	82	39	43
	Marwadi	54	27	27
	Chamling	41	19	22
	Bhojpuri	36	24	12
	Gurung	35	17	18

### Annex 3: Population by second language and sex, NPHC 2021

Area	Second Language	Population		
		Total	Male	Female
	Magar Dhut	26	13	13
	Sign Language	22	16	6
	Dailekhi	20	10	10
	Nepalbhasha (Newari)	19	10	9
	Sanskrit	18	13	5
	Belhare	13	6	7
	Kagate	12	8	4
	Khamchi(Raute)	11	3	8
	Others	116	53	63

#### Annex 4: Population by ancestor language and sex, NPHC 2021

Area	Ancenstor Language	Population		
		Total	Male	Female
<b>Nepal</b>				
	Total	29164578	14253551	14911027
	Nepali	10137006	4878628	5258378
	Maithili	2959876	1490116	1469760
	Bhojpuri	1768618	922037	846581
	Tharu	1764709	858176	906533
	Tamang	1602875	782844	820031
	Magar Dhut	1248003	588337	659666
	Nepalbhasha (Newari)	1179946	578137	601809
	Bajjika	1145924	585155	560769
	Avadhi	911800	457490	454310
	Urdu	569626	276272	293354
	Doteli	526910	244448	282462
	Gurung	467697	218833	248864
	Magahi	423568	211592	211976
	Baitadeli	410602	194041	216561
	Yakthung/Limbu	408577	197111	211466
	Achhami	396503	182818	213685
	Khash	326512	161655	164857
	Rai	228502	107734	120768
	Bajhanghi	212108	99531	112577
	Darchuleli	154156	73961	80195
	Bantawa	151346	73698	77648
	Sanskrit	135462	69190	66272
	Rajbanshi	134198	65201	68997
	Magar Kham	129021	61789	67232
	Sherpa	128494	63469	65025
	Bajureli	120224	56779	63445
	Chamling	100754	49120	51634
	Hindi	92295	53585	38710
	Ranatharu	78049	38235	39814
	Chepang	77958	39565	38393
	Dadeldhuri	75044	35410	39634
	Majhi	63069	30783	32286
	Danuwar	61224	29285	31939
	Santhali	56620	27519	29101

#### Annex 4: Population by ancestor language and sex, NPHC 2021

Area	Ancenstor Language	Population		
		Total	Male	Female
Kumal		50403	24134	26269
Jumli		48400	23783	24617
Sunuwar		44276	21848	22428
Musalman		41587	20429	21158
Oraon/Kudukh		40637	19352	21285
Kulung		40479	19960	20519
Bhujel		38257	18621	19636
Thami		31446	15291	16155
Dailekhi		30377	13681	16696
Angika		29285	14618	14667
Ghale		28942	14094	14848
Thulung		27246	13539	13707
Bangla		26535	15486	11049
Sampang		26108	12771	13337
Ganagai		25680	12330	13350
Marwadi		25131	13030	12101
Dhimal		24722	11720	13002
Tajpuriya		20787	9841	10946
Khaling		18173	9072	9101
Yakkha		18125	8823	9302
Darai		15938	7713	8225
Wambule		15932	7819	8113
Bahing/Bayung		15290	7483	7807
Yamphu/Yamphe		12024	5968	6056
Bhote		11904	6100	5804
Nachhiring		10957	5472	5485
Pahari		10619	5362	5257
H Yolmo/Yholmo		10440	5251	5189
Dumi		10009	4960	5049
Bote		9784	4870	4914
Thakali		8758	4262	4496
Mewahang		8214	4118	4096
Chhantyal		7528	3622	3906
Puma		7408	3606	3802
Athpahariya		6236	2966	3270
Dungmali		6067	2984	3083

#### Annex 4: Population by ancestor language and sex, NPHC 2021

Area	Ancenstor Language	Population		
		Total	Male	Female
Jirel		5849	2838	3011
Balkura/Baram		5230	2448	2782
Tibetan		5077	2443	2634
Lohorung		4925	2399	2526
Dolpali		4875	2385	2490
Meche		4747	2237	2510
Raji		4696	2287	2409
Koyee		4455	2236	2219
Chum/Nubri		4348	2103	2245
Dura		4146	1928	2218
Done		3519	1649	1870
Kewarat		3508	1647	1861
Lapcha		3410	1692	1718
Jero/Jerung		3007	1466	1541
Mugali		2914	1374	1540
Chhintang		2811	1458	1353
Chhiling		2679	1323	1356
Karmarong		2675	1237	1438
Hayu/Vayu		2492	1225	1267
Lhopa		2384	1148	1236
Munda/Mudiyari		2334	1127	1207
Byansi		2190	1098	1092
Manange		2130	973	1157
Tilung		2123	1090	1033
Magar Kaike		2030	974	1056
Baragunwa		1522	727	795
Sonaha		1223	611	612
English		1208	622	586
Koche		1180	573	607
Kisan		1161	544	617
Punjabi		1152	646	506
Sadri		1114	561	553
Khamchi(Raute)		827	417	410
Waling/Walung		753	364	389
Dhuleli		745	383	362
Lungkhim		738	387	351

#### Annex 4: Population by ancestor language and sex, NPHC 2021

Area	Ancenstor Language	Population		
		Total	Male	Female
	Lowa	648	328	320
	Sign Language	647	308	339
	Kagate	543	283	260
	Kurmali	526	262	264
	Nar-Phu	463	208	255
	Lhomi	435	211	224
	Tichhurong Poike	411	188	223
	Sindhi	398	195	203
	Phangduwali	241	138	103
	Khariya	220	101	119
	Malpande	207	98	109
	Surel	201	106	95
	Belhare	173	81	92
	Hariyanwi	171	87	84
	Sam	164	91	73
	Sadhani	130	65	65
	Kusunda	87	43	44
	Bankariya	82	40	42
	Others	5200	3185	2015
	Not stated	2474	1390	1084
<b>Koshi</b>				
	Total	4961412	2417328	2544084
	Nepali	1779229	857969	921260
	Maithili	564478	286509	277969
	Yakthung/Limbu	384255	185337	198918
	Tharu	224951	108438	116513
	Tamang	221664	107004	114660
	Magar Dhut	183090	88096	94994
	Rai	147013	69040	77973
	Bantawa	146252	71289	74963
	Urdu	142205	69732	72473
	Nepalbhasha (Newari)	137645	66463	71182
	Rajbanshi	131114	63611	67503
	Chamling	93098	45411	47687
	Sherpa	69954	34642	35312

#### Annex 4: Population by ancestor language and sex, NPHC 2021

Area	Ancenstor Language	Population		
		Total	Male	Female
Santhali		56242	27322	28920
Gurung		47482	22662	24820
Kulung		38667	19027	19640
Oraon/Kudukh		34589	16404	18185
Magahi		33391	16925	16466
Sanskrit		32992	16659	16333
Angika		29211	14576	14635
Bhojpuri		26519	13840	12679
Ganagai		25571	12270	13301
Sampang		25044	12263	12781
Thulung		24981	12441	12540
Dhimal		23985	11352	12633
Majhi		22262	10699	11563
Tajpuriya		20523	9693	10830
Bangla		19060	9988	9072
Sunuwar		18721	9256	9465
Bhujel		17600	8622	8978
Yakkha		17325	8426	8899
Khaling		16808	8417	8391
Hindi		16035	9648	6387
Musalman		15016	7158	7858
Bahing/Bayung		13780	6764	7016
Wambule		13708	6710	6998
Danuwar		13008	6282	6726
Marwadi		11799	6074	5725
Yamphu/Yamphe		11716	5808	5908
Nachhiring		10207	5128	5079
Dumi		8657	4280	4377
Mewahang		7980	4014	3966
Puma		7107	3460	3647
Athpahariya		6119	2907	3212
Dungmali		5928	2907	3021
Bhote		4685	2347	2338
Meche		4684	2206	2478
Lohorung		4523	2197	2326
Koyee		4276	2150	2126



#### Annex 4: Population by ancestor language and sex, NPHC 2021

Area	Ancenstor Language	Population		
		Total	Male	Female
Kewarat		3498	1641	1857
Lapcha		3207	1589	1618
Khash		2976	1505	1471
Avadhi		2794	1307	1487
Chhintang		2778	1440	1338
Jero/Jerung		2651	1305	1346
Munda/Mudiyari		2329	1126	1203
Kumal		2304	1132	1172
Chhiling		2219	1136	1083
Thami		2151	1075	1076
Tilung		1877	951	926
Ghale		1758	872	886
Baitadeli		1654	755	899
Done		1392	646	746
H yolmo/Yholmo		1215	610	605
Kisan		1133	530	603
Sadri		1102	555	547
Bajjika		893	453	440
Lungkhim		726	382	344
Mugali		636	316	320
Kurmali		479	237	242
Koche		444	216	228
Sign Language		399	181	218
Waling/Walung		368	179	189
Bote		309	163	146
Doteli		297	193	104
Sindhi		284	141	143
Jumli		278	131	147
Tibetan		231	121	110
Phangduwali		229	130	99
Manange		228	102	126
Khariya		217	100	117
Malpande		190	89	101
Magar Kham		181	88	93
Achhami		173	96	77
Darchuleli		150	84	66

#### Annex 4: Population by ancestor language and sex, NPHC 2021

Area	Ancenstor Language	Population		
		Total	Male	Female
Belhare		145	68	77
Lhomi		139	69	70
Sam		127	71	56
English		122	59	63
Sadhani		119	61	58
Bajhangji		114	60	54
Punjabi		108	62	46
Pahari		84	42	42
Hariyanwi		84	46	38
Dura		77	41	36
Magar Kaike		75	36	39
Hayu/Vayu		74	39	35
Darai		72	42	30
Raji		62	29	33
Jirel		44	20	24
Kagate		42	24	18
Chepang		40	21	19
Chhantyal		34	17	17
Byansi		34	15	19
Surel		34	19	15
Sonaha		29	16	13
Thakali		21	6	15
Bajureli		19	13	6
Lhopa		18	9	9
Dailekhi		14	11	3
Others		693	379	314
Not stated		89	53	36
<b>Taplejung</b>				
Total		120590	60773	59817
Yakthung/Limbu		50748	25584	25164
Nepali		31909	16074	15835
Sherpa		15090	7383	7707
Tamang		5564	2762	2802
Gurung		4672	2309	2363
Rai		3377	1691	1686

#### Annex 4: Population by ancestor language and sex, NPHC 2021

Area	Ancenstor Language	Population		
		Total	Male	Female
Nepalbhasha (Newari)		1313	666	647
Magar Dhut		1264	658	606
Bantawa		1223	624	599
Sunuwar		1192	582	610
Sanskrit		796	420	376
Khaling		394	191	203
Sampang		374	198	176
Chamling		367	186	181
Maithili		328	232	96
Thulung		273	139	134
Bhote		270	150	120
Yakkha		225	114	111
Bhujel		189	99	90
Tharu		152	146	6
Bangla		110	110	0
Avadhi		96	50	46
Kulung		92	46	46
Bajjika		86	48	38
Bahing/Bayung		75	41	34
Waling/Walung		63	36	27
Hindi		39	37	2
Bhojpuri		37	23	14
Baitadeli		36	16	20
Doteli		24	24	0
Rajbanshi		18	18	0
Khash		16	10	6
Bote		16	9	7
Tibetan		15	7	8
Dungmali		15	10	5
Danuwar		15	8	7
Pahari		10	5	5
Others		107	67	40
<b>Sankhuwasabha</b>				
Total		158041	79579	78462
Nepali		54910	27479	27431

#### Annex 4: Population by ancestor language and sex, NPHC 2021

Area	Ancenstor Language	Population		
		Total	Male	Female
Tamang		17423	8669	8754
Kulung		11049	5539	5510
Sherpa		9490	4731	4759
Yakthung/Limbu		8714	4334	4380
Yamphu/Yamphe		6357	3156	3201
Rai		6296	3079	3217
Yakkha		5971	2926	3045
Gurung		5963	2917	3046
Magar Dhut		5247	2610	2637
Nepalbhasha (Newari)		5107	2557	2550
Bhote		3962	1953	2009
Mewahang		3204	1627	1577
Lohorung		2842	1406	1436
Chamling		2081	1092	989
Khaling		1898	971	927
Hindi		1272	1259	13
Thulung		1145	593	552
Kumal		528	242	286
Sanskrit		464	250	214
Bantawa		458	230	228
Sampang		396	193	203
Ghale		394	193	201
Nachhiring		339	170	169
Maithili		322	241	81
Bhujel		304	149	155
Koyee		247	129	118
Khash		192	86	106
Dumi		181	92	89
Majhi		150	73	77
Bahing/Bayung		150	79	71
Lhomi		126	62	64
Jero/Jerung		124	69	55
Tharu		120	91	29
Sunuwar		97	60	37
Sign Language		65	31	34
Bhojpuri		57	29	28

#### Annex 4: Population by ancestor language and sex, NPHC 2021

Area	Ancenstor Language	Population		
		Total	Male	Female
	Avadhi	46	21	25
	Bote	36	17	19
	Wambule	32	13	19
	Bajjika	30	7	23
	Athpahariya	28	12	16
	Rajbanshi	26	24	2
	Urdu	26	16	10
	English	19	10	9
	Tibetan	17	8	9
	Baitadeli	10	5	5
	Others	126	79	47
<b>Solukhumbu</b>				
	Total	104851	52747	52104
	Nepali	31932	15936	15996
	Sherpa	17852	9048	8804
	Kulung	11327	5612	5715
	Tamang	10707	5339	5368
	Khaling	8956	4532	4424
	Thulung	8882	4543	4339
	Magar Dhut	3654	1829	1825
	Nachhiring	3243	1656	1587
	Bahing/Bayung	2191	1110	1081
	Nepalbhasha (Newari)	1878	953	925
	Rai	1473	730	743
	Sanskrit	512	267	245
	Bhujel	427	215	212
	Gurung	325	159	166
	Thami	271	142	129
	Sunuwar	259	135	124
	Maithili	203	157	46
	Majhi	128	61	67
	Chamling	86	41	45
	Yakthung/Limbu	66	35	31
	Sign Language	50	20	30
	Avadhi	47	16	31

#### Annex 4: Population by ancestor language and sex, NPHC 2021

Area	Ancenstor Language	Population		
		Total	Male	Female
	Bhojpuri	46	33	13
	Tharu	45	35	10
	Bantawa	32	15	17
	Tibetan	29	9	20
	Jirel	22	9	13
	Doteli	19	13	6
	Dumi	18	8	10
	Manange	17	8	9
	Sampang	16	11	5
	Koyee	15	6	9
	Wambule	14	7	7
	Bajjika	13	4	9
	Bhote	12	6	6
	Khash	11	5	6
	Others	73	42	31
<b>Okhaldhunga</b>				
	Total	139552	68080	71472
	Nepali	66301	32299	34002
	Tamang	14578	7128	7450
	Magar Dhut	14403	6808	7595
	Sherpa	11760	5877	5883
	Wambule	6863	3345	3518
	Bahing/Bayung	6633	3246	3387
	Nepalbhasha (Newari)	5811	2818	2993
	Sunuwar	4702	2340	2362
	Jero/Jerung	2444	1203	1241
	Gurung	1137	562	575
	Rai	975	473	502
	Bhujel	919	455	464
	Sanskrit	746	390	356
	Thulung	596	278	318
	Majhi	460	205	255
	Maithili	242	147	95
	Avadhi	173	85	88
	Khash	96	53	43

#### Annex 4: Population by ancestor language and sex, NPHC 2021

Area	Ancestor Language	Population		
		Total	Male	Female
	Bhojpuri	95	46	49
	Chamling	83	35	48
	Tharu	69	54	15
	Manange	53	28	25
	Khaling	46	22	24
	Yakthung/Limbu	39	15	24
	Malpande	38	14	24
	Dura	37	19	18
	Achhami	32	18	14
	Pahari	30	18	12
	Bantawa	28	15	13
	Bajjika	28	15	13
	Nachhiring	23	9	14
	Baitadeli	18	8	10
	Bhote	11	6	5
	Marwadi	10	4	6
	Others	73	42	31
<b>Khotang</b>				
	Total	175298	86637	88661
	Nepali	69354	34123	35231
	Chamling	33593	16616	16977
	Magar Dhut	8703	4203	4500
	Tamang	8049	3949	4100
	Nepalbhasha (Newari)	7668	3756	3912
	Bantawa	7119	3552	3567
	Sampang	6254	3036	3218
	Dumi	5076	2505	2571
	Thulung	3964	2033	1931
	Puma	3953	1989	1964
	Wambule	3435	1723	1712
	Nachhiring	2456	1227	1229
	Koyee	2195	1098	1097
	Bhujel	1956	948	1008
	Gurung	1663	816	847
	Tilung	1421	732	689

#### Annex 4: Population by ancestor language and sex, NPHC 2021

Area	Ancenstor Language	Population		
		Total	Male	Female
Sherpa		1150	576	574
Bahing/Bayung		1111	546	565
Khaling		1105	511	594
Sanskrit		929	499	430
Rai		923	468	455
Majhi		703	346	357
Sunuwar		502	247	255
Maithili		483	344	139
Avadhi		219	86	133
Lungkhim		197	109	88
Yakthung/Limbu		174	83	91
Khash		140	68	72
Kulung		127	64	63
Bhojpuri		104	60	44
Tharu		86	71	15
Sindhi		80	40	40
Bajjika		71	31	40
Thami		65	30	35
Waling/Walung		62	32	30
Baitadeli		19	8	11
Jumli		18	10	8
Urdu		18	10	8
Danuwar		17	13	4
Manange		14	5	9
Yakkha		12	7	5
Sam		11	6	5
Achhami		11	7	4
Others		88	54	34
<b>Bhojpur</b>				
Total		157923	78211	79712
Nepali		57354	28445	28909
Bantawa		33634	16548	17086
Tamang		16190	8030	8160
Nepalbhasha (Newari)		9300	4569	4731
Magar Dhut		7194	3542	3652



#### Annex 4: Population by ancestor language and sex, NPHC 2021

Area	Ancenstor Language	Population		
		Total	Male	Female
Dungmali		4677	2285	2392
Kulung		4675	2304	2371
Sampang		4311	2174	2137
Rai		4242	2088	2154
Sherpa		2574	1219	1355
Chamling		2541	1264	1277
Bhujel		1703	826	877
Mewahang		1635	838	797
Nachhiring		1481	731	750
Sanskrit		1251	651	600
Thulung		786	388	398
Gurung		701	333	368
Yakthung/Limbu		507	239	268
Khaling		451	235	216
Ghale		436	215	221
Koyee		325	184	141
Maithili		289	229	60
Khash		223	113	110
Dumi		189	105	84
Majhi		186	97	89
Thami		173	74	99
Sunuwar		146	68	78
Tharu		80	72	8
Bahing/Bayung		55	28	27
Avadhi		50	24	26
Lungkhim		45	28	17
Yamphu/Yamphe		38	19	19
Bhojpuri		37	23	14
Bhote		37	14	23
Wambule		36	14	22
Sign Language		30	14	16
Kumal		30	14	16
Lohorung		23	9	14
Sam		23	11	12
Puma		21	9	12
Yakkha		20	6	14

#### Annex 4: Population by ancestor language and sex, NPHC 2021

Area	Ancenstor Language	Population		
		Total	Male	Female
	Bajjika	20	15	5
	Waling/Walung	17	10	7
	Baitadeli	15	9	6
	Hayu/Vayu	15	6	9
	Achhami	15	8	7
	Hindi	13	10	3
	Rajbanshi	10	8	2
	Tilung	10	4	6
	Surel	10	4	6
	Athpahariya	10	6	4
	Others	89	52	37
<b>Dhankuta</b>				
	Total	150599	73824	76775
	Nepali	53992	26591	27401
	Yakthung/Limbu	21110	10090	11020
	Bantawa	15909	7731	8178
	Magar Dhut	15290	7512	7778
	Tamang	9737	4690	5047
	Rai	6131	2856	3275
	Athpahariya	5643	2690	2953
	Nepalbhasha (Newari)	4663	2304	2359
	Yakkha	4455	2228	2227
	Chhintang	2667	1391	1276
	Chhiling	1812	945	867
	Yamphu/Yamphe	955	497	458
	Gurung	926	445	481
	Chamling	818	415	403
	Sherpa	753	351	402
	Maithili	709	478	231
	Bhujel	645	313	332
	Mugali	636	316	320
	Majhi	501	241	260
	Sanskrit	459	235	224
	Sampang	382	193	189
	Lohorung	254	131	123

#### Annex 4: Population by ancestor language and sex, NPHC 2021

Area	Ancenstor Language	Population		
		Total	Male	Female
Phangduwali		227	128	99
Tharu		205	149	56
Dungmali		166	87	79
Kulung		160	77	83
Khaling		145	77	68
Wambule		144	62	82
Bhojpuri		141	78	63
Belhare		135	62	73
Hindi		116	81	35
Thulung		93	48	45
Avadhi		56	31	25
Urdu		49	27	22
Koyee		45	24	21
Sunuwar		44	23	21
Marwadi		36	20	16
Baitadeli		29	8	21
Dumi		28	18	10
Waling/Walung		27	14	13
Nachhiring		27	11	16
Rajbanshi		24	17	7
Sign Language		23	9	14
Bajjika		23	14	9
Bahing/Bayung		22	9	13
Musalman		18	11	7
Khash		13	9	4
Dhimal		13	7	6
Tibetan		13	10	3
Puma		11	7	4
Doteli		11	9	2
Sindhi		10	3	7
Tilung		10	3	7
Others		76	40	36
Not stated		12	8	4
<b>Terhathum</b>				
Total		88731	43581	45150
Nepali		38952	19127	19825

#### Annex 4: Population by ancestor language and sex, NPHC 2021

Area	Ancenstor Language	Population		
		Total	Male	Female
	Yakthung/Limbu	32229	15855	16374
	Tamang	6057	2947	3110
	Magar Dhut	2410	1174	1236
	Gurung	1918	938	980
	Nepalbhasha (Newari)	1471	732	739
	Sherpa	1373	647	726
	Rai	950	429	521
	Bhujel	576	276	300
	Kulung	545	279	266
	Sanskrit	470	236	234
	Maithili	394	238	156
	Majhi	235	109	126
	Wambule	176	85	91
	Yakkha	110	49	61
	Thulung	101	56	45
	Tharu	80	61	19
	Bantawa	80	45	35
	Sunuwar	71	29	42
	Khaling	69	33	36
	Nachhiring	67	33	34
	Chamling	62	29	33
	Bhojpuri	47	26	21
	Baitadeli	45	17	28
	Sampang	34	22	12
	Waling/Walung	28	14	14
	Tibetan	27	13	14
	Avadhi	26	12	14
	Hindi	23	16	7
	Magar Kham	17	11	6
	Athpahariya	14	6	8
	Bajjika	12	5	7
	Others	62	32	30
<b>Panchthar</b>				
	Total	172400	85683	86717
	Yakthung/Limbu	74658	36927	37731

#### Annex 4: Population by ancestor language and sex, NPHC 2021

Area	Ancenstor Language	Population		
		Total	Male	Female
	Nepali	42995	21596	21399
	Tamang	12243	5871	6372
	Bantawa	11902	6027	5875
	Rai	6267	2973	3294
	Magar Dhut	6151	3019	3132
	Chamling	3457	1750	1707
	Gurung	2425	1127	1298
	Sunuwar	1951	962	989
	Nepalbhasha (Newari)	1688	834	854
	Sampang	1527	770	757
	Sanskrit	1326	666	660
	Thulung	875	419	456
	Sherpa	720	357	363
	Khaling	553	287	266
	Yakkha	507	266	241
	Maithili	442	305	137
	Nachhiring	407	233	174
	Bahing/Bayung	261	128	133
	Bhujel	250	132	118
	Dumi	218	111	107
	Majhi	202	96	106
	Wambule	187	92	95
	Tharu	173	151	22
	Bhojpuri	171	106	65
	Baitadeli	129	63	66
	Kulung	109	49	60
	Khash	82	40	42
	Rajbanshi	81	59	22
	Hindi	74	43	31
	Avadhi	47	24	23
	Bajjika	36	24	12
	Koyee	36	19	17
	Doteli	25	22	3
	Lapcha	21	6	15
	Urdu	20	7	13
	Bangla	20	17	3

#### Annex 4: Population by ancestor language and sex, NPHC 2021

Area	Ancenstor Language	Population		
		Total	Male	Female
	Musalman	15	12	3
	Bhote	11	5	6
	Dungmali	11	11	0
	Manange	11	4	7
	Lohorung	11	5	6
	Others	105	68	37
<b>Ilam</b>				
	Total	279534	139431	140103
	Nepali	101675	50519	51156
	Yakthung/Limbu	44368	21897	22471
	Bantawa	24198	12308	11890
	Rai	23601	11690	11911
	Tamang	18569	9170	9399
	Magar Dhut	13427	6624	6803
	Nepalbhasha (Newari)	6459	3257	3202
	Gurung	5471	2683	2788
	Chamling	4357	2222	2135
	Sanskrit	4277	2156	2121
	Sampang	3716	1921	1795
	Sunuwar	3564	1780	1784
	Sherpa	3292	1628	1664
	Lapcha	2904	1450	1454
	Kulung	2305	1151	1154
	Yamphu/Yamphe	1959	987	972
	Thulung	1938	992	946
	Mewahang	1704	856	848
	Yakkha	1243	615	628
	Bhujel	1228	616	612
	Hyolmo/Yholmo	1170	582	588
	Khaling	949	492	457
	Thami	854	443	411
	Maithili	679	424	255
	Lungkhim	444	223	221
	Ghale	443	231	212
	Kumal	378	183	195

#### Annex 4: Population by ancestor language and sex, NPHC 2021

Area	Ancenstor Language	Population		
		Total	Male	Female
Nachhiring		372	201	171
Bhojpuri		356	213	143
Koyee		347	178	169
Rajbanshi		238	146	92
Lohorung		226	109	117
Dumi		220	115	105
Wambule		219	109	110
Tharu		217	133	84
Bahing/Bayung		216	121	95
Khash		197	98	99
Dungmali		166	85	81
Avadhi		152	74	78
Hindi		138	98	40
Dhimal		120	63	57
Baitadeli		112	49	63
Majhi		107	48	59
Bhote		65	34	31
Oraon/Kudukh		64	30	34
Urdu		50	18	32
Danuwar		49	23	26
Marwadi		48	29	19
Sam		47	27	20
Waling/Walung		46	22	24
Kagate		39	23	16
Bangla		39	26	13
Sindhi		36	15	21
Puma		31	16	15
Manange		29	10	19
Bajjika		29	15	14
Magar Kaike		28	12	16
Athpahariya		27	14	13
Tibetan		26	14	12
Dura		22	12	10
Sadri		19	9	10
Pahari		19	9	10
Santhali		19	9	10

#### Annex 4: Population by ancestor language and sex, NPHC 2021

Area	Ancenstor Language	Population		
		Total	Male	Female
	Sign Language	18	11	7
	Magar Kham	16	7	9
	Raji	16	8	8
	Meche	15	8	7
	Musalman	14	12	2
	Punjabi	13	5	8
	Surel	13	7	6
	Bote	10	9	1
	Doteli	10	8	2
	Others	102	49	53
<b>Jhapa</b>				
	Total	998054	478509	519545
	Nepali	490984	233965	257019
	Rajbanshi	86879	41848	45031
	Yakthung/Limbu	71760	33397	38363
	Maithili	48033	24427	23606
	Santhali	34274	16598	17676
	Rai	31962	14649	17313
	Tamang	29789	14062	15727
	Nepalbhasha (Newari)	25515	12209	13306
	Magar Dhut	18814	8858	9956
	Ganagai	16274	7818	8456
	Tajpuriya	13347	6304	7043
	Urdu	12142	5933	6209
	Sanskrit	11277	5733	5544
	Musalman	10278	4813	5465
	Dhimal	10224	4864	5360
	Tharu	9545	4719	4826
	Bangla	8533	4565	3968
	Gurung	7664	3613	4051
	Bantawa	7168	3367	3801
	Majhi	5371	2573	2798
	Bhojpuri	5159	2767	2392
	Meche	4640	2181	2459
	Hindi	4085	2480	1605



#### Annex 4: Population by ancestor language and sex, NPHC 2021

Area	Ancenstor Language	Population		
		Total	Male	Female
Bhujel		3565	1727	1838
Chamling		3458	1663	1795
Marwadi		3180	1664	1516
Danuwar		2225	1109	1116
Sunuwar		2202	1069	1133
Oraon/Kudukh		2153	1054	1099
Sherpa		1940	895	1045
Kulung		1464	693	771
Kumal		1136	570	566
Kisan		1125	525	600
Thulung		1085	512	573
Khash		1041	509	532
Sadri		938	481	457
Sampang		883	437	446
Yakkha		730	353	377
Baitadeli		701	315	386
Khaling		573	287	286
Kurmali		460	226	234
Avadhi		435	195	240
Koche		426	205	221
Magahi		395	198	197
Nachhiring		384	184	200
Thami		267	133	134
Dungmali		259	123	136
Lapcha		236	110	126
Yamphu/Yamphe		209	95	114
Bahing/Bayung		203	103	100
Bajjika		183	93	90
Koyee		169	75	94
Wambule		167	88	79
Lohorung		154	67	87
Dumi		148	75	73
Mewahang		118	65	53
Sadhani		117	60	57
Khariya		116	50	66
Malpande		107	52	55

#### Annex 4: Population by ancestor language and sex, NPHC 2021

Area	Ancenstor Language	Population		
		Total	Male	Female
Ghale		104	51	53
Puma		82	34	48
Sign Language		72	35	37
Tibetan		59	38	21
Kewarat		53	22	31
Jumli		51	19	32
Magar Kham		50	25	25
Munda/Mudiyari		47	23	24
Darai		45	25	20
Athpahariya		43	23	20
Bhote		37	19	18
Achhami		37	20	17
Sindhi		33	18	15
Doteli		31	17	14
English		28	11	17
Bajhang		28	15	13
Hariyanwi		28	15	13
Lungkhim		26	16	10
Waling/Walung		22	10	12
Jero/Jerung		19	6	13
H Yolmo/Yholmo		17	8	9
Punjabi		16	10	6
Angika		13	4	9
Manange		12	3	9
Chhantyal		11	5	6
Chhintang		10	5	5
Others		370	207	163
Not stated		41	22	19
<b>Morang</b>				
Total		1148156	557512	590644
Nepali		366156	173893	192263
Maithili		257211	130312	126899
Tharu		78010	37695	40315
Yakthung/Limbu		47677	22266	25411
Urdu		42216	20940	21276

#### Annex 4: Population by ancestor language and sex, NPHC 2021

Area	Ancenstor Language	Population		
		Total	Male	Female
	Rajbanshi	42018	20541	21477
	Angika	29123	14531	14592
	Nepalbhasha (Newari)	29018	13855	15163
	Tamang	28884	13586	15298
	Magar Dhut	26790	12661	14129
	Rai	26073	12015	14058
	Santhali	21674	10566	11108
	Magahi	13441	6872	6569
	Dhimal	13364	6282	7082
	Bantawa	12370	5908	6462
	Bhojpuri	11980	6136	5844
	Ganagai	9256	4422	4834
	Majhi	8121	3911	4210
	Gurung	7624	3491	4133
	Chamling	7422	3514	3908
	Tajpuriya	7117	3344	3773
	Oraon/Kudukh	7062	3346	3716
	Hindi	6403	3467	2936
	Marwadi	6365	3256	3109
	Sanskrit	6094	3003	3091
	Bangla	4608	2325	2283
	Kewarat	3425	1609	1816
	Sampang	2805	1281	1524
	Musalman	2804	1398	1406
	Bhujel	2593	1276	1317
	Kulung	2548	1199	1349
	Yakkha	1844	859	985
	Munda/Mudiyari	1817	872	945
	Danuwar	1789	884	905
	Yamphu/Yamphe	1751	842	909
	Thulung	1343	640	703
	Sherpa	1030	518	512
	Dumi	679	322	357
	Avadhi	657	310	347
	Lohorung	624	295	329
	Sunuwar	606	316	290

#### Annex 4: Population by ancestor language and sex, NPHC 2021

Area	Ancenstor Language	Population		
		Total	Male	Female
Khaling		563	251	312
Mewahang		532	248	284
Bahing/Bayung		484	236	248
Khash		480	260	220
Nachhiring		405	192	213
Koyee		366	175	191
Baitadeli		279	129	150
Ghale		270	132	138
Wambule		251	107	144
Athpahariya		180	83	97
Puma		178	81	97
Thami		153	74	79
Dungmali		152	78	74
Bajjika		148	72	76
Sadri		140	62	78
Kumal		134	66	68
Khariya		101	50	51
Chhiling		89	45	44
Sign Language		53	24	29
Magar Kham		51	21	30
Bhote		50	23	27
Punjabi		45	25	20
Sam		41	25	16
Doteli		41	21	20
Chhintang		38	20	18
Darchuleli		35	20	15
Bajhang		29	13	16
Tilung		29	12	17
Byansi		28	13	15
Achhami		28	12	16
Tibetan		21	11	10
Jumli		20	11	9
Sindhi		20	12	8
Manange		18	7	11
Waling/Walung		18	7	11
Lapcha		17	8	9

#### Annex 4: Population by ancestor language and sex, NPHC 2021

Area	Ancenstor Language	Population		
		Total	Male	Female
	Kurmali	17	10	7
	English	16	2	14
	Hariyanwi	16	9	7
	Raji	14	6	8
	Meche	14	9	5
	Sonaha	13	7	6
	Chhantyal	11	6	5
	Koche	10	6	4
	Darai	10	4	6
	Others	156	68	88
<b>Sunsari</b>				
	Total	926962	449023	477939
	Maithili	241619	121961	119658
	Nepali	229819	109419	120400
	Tharu	109123	52287	56836
	Urdu	86617	42248	44369
	Yakthung/Limbu	31629	14368	17261
	Nepalbhasha (Newari)	27620	13099	14521
	Oraon/Kudukh	25192	11916	13276
	Rai	23390	10513	12877
	Tamang	20917	9891	11026
	Bantawa	20186	9205	10981
	Magahi	19517	9836	9681
	Magar Dhut	15741	7391	8350
	Chamling	9241	4335	4906
	Bhojpuri	7672	3963	3709
	Gurung	6642	3086	3556
	Bangla	5649	2892	2757
	Kulung	4060	1910	2150
	Sampang	3789	1755	2034
	Hindi	3620	2017	1603
	Majhi	3316	1593	1723
	Sanskrit	3219	1585	1634
	Sherpa	2279	1119	1160
	Bhujel	2238	1082	1156

#### Annex 4: Population by ancestor language and sex, NPHC 2021

Area	Ancenstor Language	Population		
		Total	Male	Female
Marwadi		2112	1078	1034
Yakkha		2093	952	1141
Thulung		2080	962	1118
Rajbanshi		1785	922	863
Musalman		1684	816	868
Dumi		1523	745	778
Bahing/Bayung		1301	596	705
Sunuwar		1171	557	614
Nachhiring		834	405	429
Wambule		788	377	411
Khaling		778	369	409
Mewahang		758	365	393
Danuwar		658	319	339
Puma		498	230	268
Dungmali		465	220	245
Munda/Mudiyari		460	228	232
Avadhi		437	199	238
Koyee		420	203	217
Yamphu/Yamphe		410	194	216
Lohorung		369	166	203
Chhiling		295	139	156
Khash		270	141	129
Dhimal		244	124	120
Bhote		223	132	91
Santhali		200	107	93
Baitadeli		173	75	98
Athpahariya		158	64	94
Bajjika		135	70	65
Thami		110	49	61
Darchuleli		96	46	50
Tilung		83	44	39
Jumli		80	45	35
Ghale		76	34	42
Sindhi		75	38	37
Doteli		65	40	25
Chhintang		59	24	35

#### Annex 4: Population by ancestor language and sex, NPHC 2021

Area	Ancenstor Language	Population		
		Total	Male	Female
	Sign Language	59	25	34
	Angika	50	31	19
	Tajpuriya	39	28	11
	Kumal	39	16	23
	Bajhangi	34	15	19
	Waling/Walung	33	11	22
	Magar Kham	32	15	17
	Ganagai	32	24	8
	Punjabi	28	16	12
	English	27	16	11
	Hariyanwi	26	15	11
	Jero/Jerung	26	12	14
	Tibetan	24	11	13
	Lapcha	23	12	11
	Manange	23	11	12
	Raji	22	12	10
	Kewarat	20	10	10
	Hayu/Vayu	15	9	6
	Chepang	14	9	5
	Thakali	13	3	10
	Achhami	13	9	4
	Bote	11	6	5
	Pahari	10	2	8
	Chhantyal	10	6	4
	Magar Kaike	10	4	6
	H Yolmo/Yholmo	10	7	3
	Others	248	135	113
	Not stated	10	7	3
<b>Udayapur</b>				
	Total	340721	163738	176983
	Nepali	142896	68503	74393
	Magar Dhut	44002	21207	22795
	Tharu	27046	12774	14272
	Chamling	25532	12249	13283
	Tamang	22957	10910	12047

#### Annex 4: Population by ancestor language and sex, NPHC 2021

Area	Ancenstor Language	Population		
		Total	Male	Female
Maithili		13524	7014	6510
Bantawa		11945	5714	6231
Rai		11353	5386	5967
Nepalbhasha (Newari)		10134	4854	5280
Danuwar		8230	3909	4321
Majhi		2778	1343	1435
Puma		2320	1088	1232
Sunuwar		2214	1088	1126
Thulung		1820	838	982
Done		1392	646	746
Wambule		1390	685	705
Sanskrit		1172	568	604
Bahing/Bayung		1072	519	553
Urdu		1041	521	520
Bhujel		1007	508	499
Sherpa		651	293	358
Bhojpuri		617	337	280
Yakthung/Limbu		576	247	329
Sampang		556	272	284
Dumi		373	181	192
Avadhi		353	180	173
Gurung		351	183	168
Khaling		328	159	169
Tilung		310	149	161
Thami		250	125	125
Hindi		241	132	109
Bote		222	113	109
Khash		209	109	100
Kulung		201	102	99
Musalman		185	80	105
Nachhiring		165	74	91
Koyee		111	59	52
Oraon/Kudukh		110	50	60
Yakkha		106	47	59
Jumli		84	36	48
Baitadeli		83	51	32



#### Annex 4: Population by ancestor language and sex, NPHC 2021

Area	Ancenstor Language	Population		
		Total	Male	Female
Bajjika		79	40	39
Bangla		75	36	39
Santhali		65	32	33
Doteli		50	26	24
Marwadi		36	16	20
Kumal		36	21	15
Manange		36	19	17
Hayu/Vayu		36	17	19
Yamphu/Yamphe		30	15	15
Waling/Walung		30	13	17
Ghale		24	12	12
Jero/Jerung		23	11	12
Malpande		23	15	8
English		21	11	10
Mewahang		18	10	8
Angika		17	7	10
Sign Language		16	6	10
Achhami		15	8	7
Rajbanshi		15	13	2
Darchuleli		13	13	0
Magahi		12	6	6
Magar Kaike		11	6	5
Chepang		10	7	3
Sindhi		10	5	5
Pahari		10	7	3
Others		103	63	40
<b>Madhesh</b>				
Total		6114600	3065751	3048849
Maithili		2290895	1140467	1150428
Bajjika		1138179	580104	558075
Bhojpuri		1137655	589698	547957
Magahi		389700	194363	195337
Urdu		346226	165315	180911
Nepali		268636	132268	136368
Tharu		266657	129554	137103

#### Annex 4: Population by ancestor language and sex, NPHC 2021

Area	Ancenstor Language	Population		
		Total	Male	Female
	Tamang	118090	57087	61003
	Magar Dhut	56952	27458	29494
	Nepalbhasha (Newari)	25878	12710	13168
	Danuwar	11273	5364	5909
	Hindi	10164	4568	5596
	Majhi	9776	4802	4974
	Musalman	8005	3769	4236
	Rai	6213	3022	3191
	Oraon/Kudukh	5665	2734	2931
	Sanskrit	4938	2512	2426
	Marwadi	4723	2435	2288
	Gurung	2275	1101	1174
	Bhujel	1692	823	869
	Avadhi	1646	807	839
	Sunuwar	1281	643	638
	Bangla	988	541	447
	Khash	777	402	375
	Thami	603	278	325
	Chamling	552	286	266
	Bote	451	229	222
	Dumi	422	225	197
	Yakthung/Limbu	348	176	172
	Ghale	313	145	168
	Chepang	282	137	145
	Doteli	275	167	108
	Pahari	275	136	139
	Bajhangi	270	141	129
	Wambule	254	123	131
	Magar Kham	198	105	93
	Hayu/Vayu	183	90	93
	Jero/Jerung	148	65	83
	Kumal	121	55	66
	Punjabi	115	68	47
	Bantawa	104	52	52
	Rajbanshi	101	51	50
	Thulung	82	40	42

#### Annex 4: Population by ancestor language and sex, NPHC 2021

Area	Ancenstor Language	Population		
		Total	Male	Female
Achhami		70	42	28
Jirel		67	35	32
Santhali		53	29	24
Sherpa		52	22	30
Sindhi		48	23	25
Bahing/Bayung		46	25	21
Baitadeli		44	27	17
Dhimal		40	18	22
Puma		31	17	14
Sign Language		24	14	10
Khamchi(Raute)		24	12	12
English		22	11	11
Tilung		22	9	13
Darai		20	13	7
Khaling		19	7	12
Hariyanwi		17	6	11
Koche		17	9	8
Tibetan		16	9	7
Nachhiring		16	6	10
Manange		15	9	6
Angika		12	6	6
Lapcha		12	6	6
Darchuleli		12	8	4
Bajureli		10	4	6
Sampang		10	4	6
Others		459	240	219
Not stated		41	24	17
<b>Saptari</b>				
Total		706255	351368	354887
Maithili		557734	280077	277657
Tharu		84544	40511	44033
Urdu		32118	15006	17112
Nepali		19921	9863	10058
Magar Dhut		2611	1246	1365
Magahi		2078	1070	1008

#### Annex 4: Population by ancestor language and sex, NPHC 2021

Area	Ancenstor Language	Population		
		Total	Male	Female
	Nepalbhasha (Newari)	1178	573	605
	Tamang	958	494	464
	Rai	918	461	457
	Hindi	766	296	470
	Musalman	706	336	370
	Marwadi	576	297	279
	Bhojpuri	483	261	222
	Danuwar	324	150	174
	Sanskrit	261	141	120
	Bangla	113	57	56
	Bhujel	111	58	53
	Chamling	105	50	55
	Bajhanghi	97	48	49
	Bajjika	61	49	12
	Gurung	55	32	23
	Bantawa	54	25	29
	Yakthung/Limbu	47	28	19
	Avadhi	39	17	22
	Doteli	39	37	2
	Majhi	27	17	10
	Thulung	26	12	14
	Dumi	19	10	9
	Puma	15	9	6
	Sampang	10	4	6
	Others	261	133	128
<b>Siraha</b>				
	Total	739953	363724	376229
	Maithili	598038	295150	302888
	Magahi	38984	19186	19798
	Urdu	33583	15765	17818
	Tharu	24926	12048	12878
	Nepali	20072	9840	10232
	Tamang	7030	3381	3649
	Magar Dhut	5292	2567	2725
	Danuwar	2169	1007	1162

#### Annex 4: Population by ancestor language and sex, NPHC 2021

Area	Ancenstor Language	Population		
		Total	Male	Female
	Nepalbhasha (Newari)	1949	959	990
	Oraon/Kudukh	1826	868	958
	Hindi	1256	560	696
	Musalman	1126	502	624
	Rai	542	270	272
	Bangla	476	254	222
	Avadhi	400	204	196
	Chamling	364	191	173
	Bhojpuri	353	195	158
	Sunuwar	279	145	134
	Marwadi	211	107	104
	Magar Kham	190	102	88
	Sanskrit	163	88	75
	Wambule	104	47	57
	Bhujel	80	36	44
	Gurung	71	29	42
	Doteli	68	34	34
	Bantawa	36	18	18
	Dumi	35	16	19
	Majhi	32	13	19
	Jero/Jerung	31	14	17
	Bajhanghi	22	14	8
	Tilung	22	9	13
	Rajbanshi	21	8	13
	Achhami	20	10	10
	Bajjika	18	10	8
	Yakthung/Limbu	17	9	8
	Bahing/Bayung	17	6	11
	Khash	15	8	7
	Chepang	11	5	6
	Sign Language	10	6	4
	Others	94	43	51
<b>Dhanusa</b>				
	Total	867747	429893	437854
	Maithili	612128	303736	308392

#### Annex 4: Population by ancestor language and sex, NPHC 2021

Area	Ancenstor Language	Population		
		Total	Male	Female
	Magahi	171524	85278	86246
	Urdu	31372	14764	16608
	Nepali	23932	12089	11843
	Tamang	8283	3974	4309
	Magar Dhut	8268	4026	4242
	Nepalbhasha (Newari)	2562	1279	1283
	Danuwar	1823	823	1000
	Hindi	1372	559	813
	Majhi	814	380	434
	Bhojpuri	786	491	295
	Tharu	771	436	335
	Oraon/Kudukh	695	321	374
	Bajjika	615	321	294
	Marwadi	612	317	295
	Sunuwar	578	287	291
	Rai	427	202	225
	Sanskrit	369	183	186
	Bhujel	257	129	128
	Avadhi	86	46	40
	Bajhanghi	70	36	34
	Yakthung/Limbu	52	21	31
	Musalman	51	29	22
	Gurung	34	20	14
	Doteli	32	19	13
	Khash	29	14	15
	Bangla	28	17	11
	Wambule	18	9	9
	Jero/Jerung	11	6	5
	Thami	10	6	4
	Chamling	10	4	6
	Others	107	60	47
	Not stated	21	11	10
<b>Mahottari</b>				
	Total	706994	349159	357835
	Maithili	435799	216676	219123

#### Annex 4: Population by ancestor language and sex, NPHC 2021

Area	Ancenstor Language	Population		
		Total	Male	Female
Magahi		132251	66045	66206
Urdu		58369	27186	31183
Nepali		30201	14778	15423
Magar Dhut		13919	6736	7183
Bajjika		11320	5580	5740
Tamang		8950	4342	4608
Tharu		7669	3718	3951
Nepalbhasha (Newari)		2643	1316	1327
Sanskrit		1497	752	745
Hindi		1159	413	746
Musalman		920	436	484
Bhojpuri		599	322	277
Bhujel		474	227	247
Rai		385	187	198
Majhi		186	92	94
Avadhi		117	58	59
Sunuwar		68	39	29
Gurung		62	30	32
Danuwar		55	26	29
Bajhangi		49	29	20
Khash		44	23	21
Bangla		44	40	4
Doteli		37	17	20
Hayu/Vayu		37	20	17
Marwadi		37	17	20
Rajbanshi		15	8	7
Chamling		14	7	7
Yakthung/Limbu		13	8	5
Kumal		13	6	7
Others		48	25	23
<b>Sarlahi</b>				
Total		862470	435131	427339
Bajjika		531972	271374	260598
Nepali		72578	35395	37183
Maithili		71068	36387	34681

#### Annex 4: Population by ancestor language and sex, NPHC 2021

Area	Ancenstor Language	Population		
		Total	Male	Female
	Magahi	44352	22509	21843
	Tamang	43385	21068	22317
	Urdu	32348	15839	16509
	Tharu	21939	10727	11212
	Magar Dhut	15729	7581	8148
	Danuwar	5707	2746	2961
	Nepalbhasha (Newari)	5604	2778	2826
	Majhi	4573	2249	2324
	Musalman	3655	1738	1917
	Bhojpuri	3038	1628	1410
	Hindi	1169	479	690
	Sanskrit	962	482	480
	Rai	797	374	423
	Avadhi	693	339	354
	Bhujel	551	264	287
	Gurung	357	168	189
	Bote	317	166	151
	Thami	307	147	160
	Sunuwar	287	137	150
	Khash	280	148	132
	Hayu/Vayu	129	63	66
	Wambule	122	63	59
	Oraon/Kudukh	113	55	58
	Bangla	50	25	25
	Marwadi	50	25	25
	Yakthung/Limbu	43	22	21
	Chepang	38	20	18
	Thulung	28	12	16
	Doteli	28	17	11
	Pahari	19	12	7
	Chamling	17	9	8
	Dumi	16	6	10
	Rajbanshi	15	6	9
	English	12	5	7
	Baitadeli	10	3	7
	Others	112	65	47



Annex 4: Population by ancestor language and sex, NPHC 2021

Area	Ancenstor Language	Population		
		Total	Male	Female
<b>Rautahat</b>				
	Total	813573	408403	405170
	Bajjika	581630	296273	285357
	Urdu	118341	56606	61735
	Tharu	31353	15306	16047
	Nepali	26315	12722	13593
	Bhojpuri	23687	11891	11796
	Tamang	11790	5728	6062
	Maithili	5330	2706	2624
	Magar Dhut	4489	2100	2389
	Majhi	2519	1216	1303
	Rai	1802	881	921
	Nepalbhasha (Newari)	1722	845	877
	Hindi	1149	406	743
	Danuwar	1048	529	519
	Sanskrit	626	322	304
	Khash	369	188	181
	Gurung	351	171	180
	Magahi	185	103	82
	Pahari	172	82	90
	Bhujel	137	71	66
	Musalman	123	58	65
	Jero/Jerung	98	41	57
	Avadhi	83	36	47
	Kumal	32	14	18
	Thami	21	9	12
	Koche	15	7	8
	Doteli	14	6	8
	Rajbanshi	10	4	6
	Bahing/Bayung	10	6	4
	Bote	10	5	5
	Others	142	71	71
<b>Bara</b>				
	Total	763137	389787	373350
	Bhojpuri	560561	289823	270738
	Tharu	68578	33645	34933

#### Annex 4: Population by ancestor language and sex, NPHC 2021

Area	Ancenstor Language	Population		
		Total	Male	Female
	Nepali	52563	25889	26674
	Tamang	29184	14088	15096
	Urdu	20261	10213	10048
	Bajjika	10593	5445	5148
	Magar Dhut	5615	2697	2918
	Nepalbhasha (Newari)	4249	2076	2173
	Maithili	3066	1603	1463
	Musalman	1367	643	724
	Majhi	1213	621	592
	Rai	1210	580	630
	Oraon/Kudukh	771	367	404
	Gurung	740	366	374
	Hindi	681	478	203
	Sanskrit	598	300	298
	Magahi	294	151	143
	Ghale	267	123	144
	Chepang	151	70	81
	Danuwar	140	81	59
	Thami	138	60	78
	Yakthung/Limbu	134	67	67
	Avadhi	112	52	60
	Marwadi	93	46	47
	Bangla	49	25	24
	Sunuwar	47	21	26
	Bhujel	45	19	26
	Chamling	41	24	17
	Doteli	36	26	10
	Kumal	31	14	17
	Pahari	30	15	15
	Khash	27	14	13
	Achhami	24	15	9
	Baitadeli	23	13	10
	Sherpa	22	7	15
	Santhali	17	8	9
	Dumi	17	10	7
	Bahing/Bayung	15	10	5

#### Annex 4: Population by ancestor language and sex, NPHC 2021

Area	Ancenstor Language	Population		
		Total	Male	Female
	Dhimal	14	7	7
	Puma	13	7	6
	Tibetan	11	7	4
	Rajbanshi	10	7	3
	Others	86	54	32
<b>Parsa</b>				
	Total	654471	338286	316185
	Bhojpuri	548148	285087	263061
	Tharu	26877	13163	13714
	Nepali	23054	11692	11362
	Urdu	19834	9936	9898
	Tamang	8510	4012	4498
	Maithili	7732	4132	3600
	Nepalbhasha (Newari)	5971	2884	3087
	Marwadi	3144	1626	1518
	Hindi	2612	1377	1235
	Oraon/Kudukh	2256	1120	1136
	Bajjika	1970	1052	918
	Magar Dhut	1029	505	524
	Gurung	605	285	320
	Sanskrit	462	244	218
	Majhi	412	214	198
	Dumi	335	183	152
	Bangla	224	122	102
	Rai	132	67	65
	Thami	123	54	69
	Bote	123	57	66
	Avadhi	116	55	61
	Punjabi	104	60	44
	Chepang	79	41	38
	Musalman	57	27	30
	Jirel	53	27	26
	Pahari	51	26	25
	Sindhi	47	23	24
	Ghale	40	19	21

#### Annex 4: Population by ancestor language and sex, NPHC 2021

Area	Ancenstor Language	Population		
		Total	Male	Female
	Bhujel	37	19	18
	Yakthung/Limbu	36	18	18
	Magahi	32	21	11
	Kumal	23	11	12
	Rajbanshi	21	13	8
	Doteli	21	11	10
	Santhali	19	12	7
	Bajhangi	18	7	11
	Sunuwar	16	9	7
	Hariyanwi	13	4	9
	Thulung	10	6	4
	Others	125	65	60
<b>Bagmati</b>				
	Total	6116866	3048684	3068182
	Nepali	2833661	1405317	1428344
	Tamang	1197279	586484	610795
	Nepalbhasha (Newari)	882280	434181	448099
	Magar Dhut	243278	118274	125004
	Gurung	114257	53819	60438
	Tharu	102451	52512	49939
	Maithili	85989	52608	33381
	Bhojpuri	76874	49646	27228
	Chepang	72604	36879	35725
	Rai	67720	31845	35875
	Sherpa	56590	27812	28778
	Danuwar	36877	17602	19275
	Sanskrit	34361	17823	16538
	Thami	28531	13853	14678
	Majhi	27223	13416	13807
	Hindi	24280	15393	8887
	Sunuwar	23292	11457	11835
	Yakthung/Limbu	22065	10595	11470
	Ghale	17718	8610	9108
	Kumal	14823	7173	7650
	Pahari	9982	5043	4939

#### Annex 4: Population by ancestor language and sex, NPHC 2021

Area	Ancenstor Language	Population		
		Total	Male	Female
Bhujel		9965	4903	5062
Darai		9212	4505	4707
H yolmo/Yholmo		8433	4277	4156
Doteli		8052	5077	2975
Urdu		7060	4257	2803
Marwadi		6924	3648	3276
Chamling		6780	3231	3549
Jirel		5663	2740	2923
Bajjika		5480	3884	1596
Bantawa		4664	2153	2511
Avadhi		4514	2384	2130
Bangla		4407	3451	956
Bote		3956	2038	1918
Khash		3865	2123	1742
Tibetan		3529	1719	1810
Musalman		3474	2034	1440
Baitadeli		2984	1790	1194
Achhami		2853	1832	1021
Thakali		2652	1279	1373
Magar Kham		2368	1152	1216
Hayu/Vayu		2162	1055	1107
Done		2127	1003	1124
Thulung		2090	999	1091
Wambule		1849	911	938
Bajhang		1710	1101	609
Kulung		1685	855	830
Bahing/Bayung		1405	653	752
Rajbanshi		1376	765	611
Khaling		1320	631	689
Bhote		1288	763	525
Dura		1026	465	561
Sampang		1005	478	527
Manange		969	444	525
Chhantyal		927	448	479
Dumi		786	382	404
Yakkha		743	366	377

#### Annex 4: Population by ancestor language and sex, NPHC 2021

Area	Ancenstor Language	Population		
		Total	Male	Female
Nachhiring		708	324	384
Dhimal		634	315	319
English		610	311	299
Darchuleli		605	375	230
Balkura/Baram		578	288	290
Dolpali		489	264	225
Bajureli		487	317	170
Magahi		414	262	152
Kagate		370	192	178
Punjabi		355	206	149
Yamphu/Yamphe		295	151	144
Lohorung		287	143	144
Chum/Nubri		287	150	137
Lhomi		284	134	150
Dadeldhuri		282	179	103
Jumli		282	162	120
Mugali		268	110	158
Tajpuriya		242	135	107
Oraon/Kudukh		231	138	93
Puma		222	99	123
Santhali		214	115	99
Tilung		212	119	93
Waling/Walung		209	102	107
Chhiling		197	62	135
Mewahang		195	95	100
Karmarong		183	138	45
Dailekhi		169	100	69
Surel		165	85	80
Jero/Jerung		159	75	84
Lapcha		152	78	74
Koyee		147	69	78
Sign Language		110	54	56
Athpahariya		100	48	52
Byansi		96	54	42
Dungmali		76	43	33
Bankariya		72	35	37

#### Annex 4: Population by ancestor language and sex, NPHC 2021

Area	Ancenstor Language	Population		
		Total	Male	Female
	Lhopa	60	28	32
	Angika	56	34	22
	Raji	53	33	20
	Ganagai	53	33	20
	Koche	50	27	23
	Magar Kaike	50	26	24
	Sindhi	38	18	20
	Hariyanwi	37	20	17
	Kurmali	36	20	16
	Meche	33	18	15
	Chhintang	31	17	14
	Nar-Phu	31	21	10
	Ranatharu	29	17	12
	Sonaha	20	9	11
	Khamchi(Raute)	20	10	10
	Kusunda	19	11	8
	Belhare	14	7	7
	Kewarat	10	6	4
	Lungkhim	10	4	6
	Others	2495	1584	911
	Not stated	1897	1076	821
<b>Dolakha</b>				
	Total	172767	83720	89047
	Nepali	94078	45395	48683
	Tamang	30077	14463	15614
	Thami	17785	8561	9224
	Sherpa	9415	4619	4796
	Nepalbhasha (Newari)	9397	4573	4824
	Jirel	4465	2160	2305
	Magar Dhut	2468	1191	1277
	Sunuwar	1849	904	945
	Gurung	712	344	368
	Maithili	413	308	105
	Bhujel	368	174	194
	Sanskrit	345	172	173

#### Annex 4: Population by ancestor language and sex, NPHC 2021

Area	Ancenstor Language	Population		
		Total	Male	Female
	Majhi	285	157	128
	Bhojpuri	245	167	78
	Rai	148	71	77
	Surel	142	74	68
	Tharu	129	103	26
	Avadhi	124	57	67
	Hindi	51	37	14
	Bangla	45	39	6
	Yakthung/Limbu	37	15	22
	Baitadeli	22	15	7
	Doteli	17	12	5
	Bajjika	16	10	6
	Urdu	14	10	4
	Others	120	89	31
<b>Sindhupalchok</b>				
	Total	262624	129205	133419
	Nepali	106494	51831	54663
	Tamang	95516	47282	48234
	Nepalbhasha (Newari)	23217	11300	11917
	Sherpa	9897	4991	4906
	Thami	5340	2597	2743
	Majhi	4331	2128	2203
	H Yolmo/Yholmo	4000	2078	1922
	Danuwar	3174	1515	1659
	Magar Dhut	2383	1237	1146
	Pahari	1505	737	768
	Gurung	1117	558	559
	Ghale	1070	533	537
	Done	886	429	457
	Bhujel	543	249	294
	Maithili	523	321	202
	Sanskrit	520	258	262
	Magar Kham	474	235	239
	Bhojpuri	330	245	85
	Jirel	200	86	114



#### Annex 4: Population by ancestor language and sex, NPHC 2021

Area	Ancenstor Language	Population		
		Total	Male	Female
	Tharu	159	107	52
	Rai	157	76	81
	Avadhi	147	64	83
	Tibetan	139	9	130
	Hindi	56	42	14
	Lhomi	54	26	28
	Bajjika	43	24	19
	Sunuwar	36	18	18
	Baitadeli	35	25	10
	Doteli	34	27	7
	Yakthung/Limbu	30	16	14
	Dolpali	17	8	9
	Khash	14	9	5
	Bote	12	5	7
	Others	171	139	32
<b>Rasuwa</b>				
	Total	46689	24035	22654
	Tamang	31697	16030	15667
	Nepali	9767	5185	4582
	Ghale	1944	1014	930
	Tibetan	848	417	431
	Gurung	742	364	378
	Nepalbhasha (Newari)	718	410	308
	Magar Dhut	385	223	162
	Sherpa	146	76	70
	Maithili	101	74	27
	Bhojpuri	99	75	24
	Tharu	44	38	6
	Rai	40	27	13
	Sanskrit	33	15	18
	Bhujel	21	12	9
	Yakthung/Limbu	20	13	7
	Avadhi	13	8	5
	Others	71	54	17

#### Annex 4: Population by ancestor language and sex, NPHC 2021

Area	Ancenstor Language	Population		
		Total	Male	Female
<b>Dhading</b>				
	Total	325710	159048	166662
	Nepali	170484	82693	87791
	Tamang	71312	34958	36354
	Magar Dhut	18226	8734	9492
	Nepalbhasha (Newari)	15221	7429	7792
	Chepang	14568	7369	7199
	Gurung	13381	6279	7102
	Ghale	6763	3326	3437
	Kumal	4587	2225	2362
	Sanskrit	4064	2036	2028
	Bhojpuri	1335	851	484
	Rai	841	418	423
	Bhujel	769	389	380
	Danuwar	696	332	364
	Maithili	430	259	171
	Urdu	380	208	172
	Darai	362	173	189
	Majhi	340	167	173
	Tharu	317	236	81
	Musalman	258	126	132
	Hindi	204	141	63
	Avadhi	173	103	70
	Khash	156	76	80
	Rajbanshi	130	61	69
	Yakthung/Limbu	105	49	56
	Sunuwar	72	33	39
	Balkura/Baram	48	19	29
	Bahing/Bayung	45	23	22
	Sherpa	33	16	17
	Doteli	26	16	10
	Baitadeli	24	11	13
	Chamling	16	7	9
	Bajjika	16	14	2
	Jirel	11	7	4
	English	11	6	5

#### Annex 4: Population by ancestor language and sex, NPHC 2021

Area	Ancenstor Language	Population		
		Total	Male	Female
	Bantawa	10	6	4
	Bajhanggi	10	7	3
	Others	286	245	41
<b>Nuwakot</b>				
	Total	263391	128998	134393
	Tamang	112820	54805	58015
	Nepali	112122	54823	57299
	Nepalbhasha (Newari)	17263	8506	8757
	Rai	4212	2041	2171
	Danuwar	3871	1864	2007
	Magar Dhut	2649	1388	1261
	Kumal	2268	1072	1196
	Ghale	1859	890	969
	Gurung	1736	897	839
	Sanskrit	906	466	440
	Bhojpuri	763	526	237
	Maithili	586	375	211
	Sherpa	488	245	243
	Tharu	288	224	64
	H Yolmo/Yholmo	251	123	128
	Bhujel	230	113	117
	Hindi	222	141	81
	Urdu	133	83	50
	Avadhi	85	45	40
	Khash	84	46	38
	Yakthung/Limbu	83	51	32
	Majhi	80	44	36
	Sunuwar	51	24	27
	Musalman	47	31	16
	Chamling	40	19	21
	Doteli	31	24	7
	Baitadeli	20	9	11
	Bajjika	20	14	6
	Rajbanshi	19	16	3
	Kulung	17	9	8

#### Annex 4: Population by ancestor language and sex, NPHC 2021

Area	Ancenstor Language	Population		
		Total	Male	Female
	Chepang	15	10	5
	Jirel	14	7	7
	Done	13	7	6
	Bangla	10	8	2
	Oraon/Kudukh	10	5	5
	Others	85	47	38
<b>Kathmandu</b>				
	Total	2041587	1035726	1005861
	Nepali	1042470	526129	516341
	Nepalbhasha (Newari)	369933	182353	187580
	Tamang	235649	115832	119817
	Magar Dhut	68480	33720	34760
	Maithili	44162	27366	16796
	Gurung	41425	19504	21921
	Bhojpuri	33360	21940	11420
	Sherpa	30344	14844	15500
	Rai	29860	13759	16101
	Tharu	17971	10229	7742
	Hindi	16365	10040	6325
	Sanskrit	12617	6740	5877
	Yakthung/Limbu	12310	5958	6352
	Doteli	5773	3616	2157
	Marwadi	5466	2880	2586
	Sunuwar	4798	2315	2483
	Urdu	3982	2356	1626
	Chamling	3761	1803	1958
	Bangla	3532	2801	731
	H Yolmo/Yholmo	3474	1700	1774
	Ghale	3084	1436	1648
	Majhi	2801	1385	1416
	Bantawa	2593	1165	1428
	Khash	2306	1309	997
	Bajjika	2236	1532	704
	Achhami	2213	1441	772
	Tibetan	2158	1099	1059

#### Annex 4: Population by ancestor language and sex, NPHC 2021

Area	Ancenstor Language	Population		
		Total	Male	Female
Thakali		2096	1018	1078
Baitadeli		2051	1249	802
Avadhi		1941	1042	899
Musalman		1715	1041	674
Bajhangi		1489	950	539
Thulung		1424	684	740
Kulung		1415	714	701
Bhujel		1341	687	654
Magar Kham		1187	583	604
Thami		1178	583	595
Bhote		1129	659	470
Khaling		991	472	519
Bote		988	562	426
Manange		951	433	518
Danuwar		882	459	423
Chhantyal		849	410	439
Bahing/Bayung		745	337	408
Chepang		738	394	344
Rajbanshi		721	392	329
Kumal		637	349	288
Jirel		635	313	322
Nachhiring		567	258	309
Dumi		546	269	277
Sampang		533	260	273
Dhimal		479	235	244
Dolpali		465	251	214
Wambule		442	221	221
Darchuleli		441	261	180
Bajureli		422	276	146
Yakkha		415	203	212
Dura		293	130	163
Chum/Nubri		284	149	135
Balkura/Baram		284	147	137
Mugali		268	110	158
Pahari		258	139	119
English		251	125	126

#### Annex 4: Population by ancestor language and sex, NPHC 2021

Area	Ancenstor Language	Population		
		Total	Male	Female
Dadeldhuri		249	160	89
Magahi		239	155	84
Punjabi		210	119	91
Jumli		207	118	89
Lhomi		198	92	106
Yamphu/Yamphe		190	99	91
Waling/Walung		186	89	97
Karmarong		183	138	45
Chhiling		177	50	127
Tilung		172	95	77
Lohorung		166	81	85
Tajpuriya		158	86	72
Darai		158	85	73
Oraon/Kudukh		151	94	57
Mewahang		123	62	61
Hayu/Vayu		114	69	45
Dailekhi		114	64	50
Koyee		105	51	54
Puma		95	43	52
Santhali		91	48	43
Jero/Jerung		85	41	44
Lapcha		80	37	43
Byansi		77	43	34
Sign Language		76	35	41
Lhopa		59	27	32
Athpahariya		51	27	24
Koche		40	20	20
Hariyanwi		34	19	15
Raji		34	23	11
Ganagai		34	24	10
Dungmali		32	20	12
Nar-Phu		31	21	10
Angika		25	16	9
Ranatharu		24	13	11
Magar Kaike		23	13	10
Sindhi		21	10	11

#### Annex 4: Population by ancestor language and sex, NPHC 2021

Area	Ancenstor Language	Population		
		Total	Male	Female
	Kusunda	19	11	8
	Sonaha	15	6	9
	Chhintang	15	10	5
	Kurmali	14	8	6
	Khamchi(Raute)	11	6	5
	Meche	10	6	4
	Kewarat	10	6	4
	Belhare	10	4	6
	Not stated	1823	1034	789
	Others	1474	831	643
<b>Bhaktapur</b>				
	Total	432132	218418	213714
	Nepali	193203	97687	95516
	Nepalbhasha (Newari)	151213	75261	75952
	Tamang	44430	21814	22616
	Magar Dhut	10090	5166	4924
	Maithili	7102	4385	2717
	Rai	5048	2341	2707
	Bhojpuri	3381	2240	1141
	Tharu	2193	1284	909
	Yakthung/Limbu	2072	987	1085
	Gurung	1727	841	886
	Sanskrit	1696	875	821
	Chamling	1103	529	574
	Hindi	867	611	256
	Sunuwar	848	438	410
	Majhi	626	326	300
	Sherpa	593	261	332
	Doteli	534	339	195
	Thami	399	210	189
	Bantawa	388	183	205
	Bajjika	362	260	102
	Avadhi	334	180	154
	Khash	332	192	140
	Bhujel	293	155	138

#### Annex 4: Population by ancestor language and sex, NPHC 2021

Area	Ancenstor Language	Population		
		Total	Male	Female
Urdu		257	175	82
Thulung		242	117	125
Baitadeli		209	130	79
Pahari		163	87	76
Achhami		162	98	64
Bangla		155	116	39
Bahing/Bayung		151	70	81
Danuwar		135	72	63
Musalman		126	80	46
Ghale		125	60	65
Rajbanshi		96	57	39
Jirel		85	44	41
Chepang		72	32	40
Dumi		69	36	33
Khaling		68	32	36
Darchuleli		63	45	18
Magar Kham		61	24	37
Sampang		59	31	28
H yolmo/Yholmo		59	33	26
Kumal		56	32	24
Dhimal		54	27	27
Kulung		54	26	28
Wambule		51	25	26
Magahi		51	34	17
Bajhangi		45	29	16
Yakkha		44	21	23
Bhote		38	16	22
Marwadi		37	18	19
Nachhiring		35	17	18
Puma		34	16	18
Tibetan		27	21	6
Yamphu/Yamphe		24	9	15
Tilung		23	15	8
Hayu/Vayu		23	10	13
Jumli		23	11	12
Dailekhi		20	16	4



#### Annex 4: Population by ancestor language and sex, NPHC 2021

Area	Ancenstor Language	Population		
		Total	Male	Female
	Bajureli	19	14	5
	English	17	6	11
	Santhali	16	9	7
	Dadeldhuri	15	9	6
	Waling/Walung	15	8	7
	Ganagai	14	7	7
	Sign Language	14	7	7
	Tajpuriya	13	6	7
	Oraon/Kudukh	10	4	6
	Lohorung	10	7	3
	Others	159	94	65
<b>Lalitpur</b>				
	Total	551667	277131	274536
	Nepali	212209	106630	105579
	Nepalbhasha (Newari)	159648	78326	81322
	Tamang	71241	35014	36227
	Magar Dhut	23103	11268	11835
	Maithili	17248	10210	7038
	Rai	12447	5753	6694
	Tharu	6940	3892	3048
	Bhojpuri	6612	4314	2298
	Yakthung/Limbu	6534	3044	3490
	Gurung	5512	2562	2950
	Pahari	3997	2066	1931
	Hindi	2466	1648	818
	Sunuwar	1773	878	895
	Sanskrit	1742	899	843
	Chamling	1683	779	904
	Bantawa	1583	750	833
	Danuwar	1256	647	609
	Doteli	1207	716	491
	Bajjika	1201	807	394
	Sherpa	1039	464	575
	Majhi	952	473	479
	Marwadi	907	480	427

#### Annex 4: Population by ancestor language and sex, NPHC 2021

Area	Ancenstor Language	Population		
		Total	Male	Female
Urdu		698	446	252
Wambule		488	238	250
Avadhi		435	238	197
Achhami		415	248	167
Ghale		394	185	209
Sampang		392	176	216
Thulung		390	178	212
Thami		382	205	177
Bangla		355	244	111
Khash		350	186	164
Baitadeli		344	188	156
Tibetan		332	155	177
Bhujel		330	165	165
Thakali		319	145	174
Bahing/Bayung		287	139	148
English		284	148	136
Yakkha		261	129	132
Rajbanshi		230	137	93
Magar Kham		214	100	114
Musalman		204	146	58
Khaling		195	97	98
Chepang		176	89	87
Kulung		175	94	81
Jirel		161	74	87
Dumi		148	67	81
Kumal		140	79	61
Punjabi		117	66	51
Bajhang		112	73	39
Nachhiring		90	40	50
Magahi		78	43	35
Yamphu/Yamphe		77	41	36
Darchuleli		75	47	28
Dura		75	34	41
Lohorung		71	37	34
Puma		68	28	40
Balkura/Baram		60	30	30

#### Annex 4: Population by ancestor language and sex, NPHC 2021

Area	Ancenstor Language	Population		
		Total	Male	Female
Dhimal		55	27	28
Lapcha		52	30	22
Darai		50	27	23
Tajpuriya		49	27	22
Mewahang		48	20	28
Chhantyal		47	23	24
Oraon/Kudukh		47	26	21
Hayu/Vayu		43	22	21
Athpahariya		43	18	25
Santhali		42	19	23
Bhote		40	18	22
Koyee		37	15	22
Dungmali		36	17	19
H yolmo/Yholmo		34	20	14
Lhomi		28	15	13
Jumli		25	14	11
Dailekhi		25	11	14
Bajureli		24	12	12
Chhiling		20	12	8
Byansi		19	11	8
Jero/Jerung		15	5	10
Magar Kaike		15	8	7
Bote		14	8	6
Sindhi		13	6	7
Meche		12	6	6
Dadeldhuri		11	4	7
Manange		11	8	3
Others		546	325	221
Not stated		44	22	22
<b>Kavrepalanchok</b>				
Total		364039	178909	185130
Nepali		161852	79640	82212
Tamang		122653	59345	63308
Nepalbhasha (Newari)		46510	22819	23691
Magar Dhut		12196	6055	6141

#### Annex 4: Population by ancestor language and sex, NPHC 2021

Area	Ancenstor Language	Population		
		Total	Male	Female
Danuwar		6164	2978	3186
Majhi		1963	980	983
Rai		1637	861	776
Pahari		1585	801	784
Sanskrit		1262	646	616
Done		1221	564	657
Maithili		1206	744	462
Bhojpuri		1182	803	379
Bhujel		1145	567	578
Gurung		852	436	416
Tharu		563	395	168
Hindi		333	246	87
Thami		233	130	103
Yakthung/Limbu		191	119	72
Sherpa		187	114	73
Avadhi		171	76	95
Sunuwar		122	71	51
Bhote		57	56	1
Hayu/Vayu		56	23	33
Doteli		54	39	15
Bajjika		51	35	16
Chamling		47	27	20
Chepeng		41	24	17
Musalman		40	28	12
Urdu		36	24	12
Jirel		32	16	16
Bangla		32	26	6
Kumal		29	27	2
Bantawa		28	13	15
Baitadeli		26	13	13
Rajbanshi		23	16	7
Marwadi		16	10	6
Darai		15	11	4
Ghale		15	6	9
English		13	6	7
Sampang		12	6	6

#### Annex 4: Population by ancestor language and sex, NPHC 2021

Area	Ancenstor Language	Population		
		Total	Male	Female
	Khash	11	7	4
	Dhimal	10	3	7
	Others	167	103	64
<b>Ramechhap</b>				
	Total	170302	80824	89478
	Nepali	76704	36254	40450
	Tamang	33052	15362	17690
	Nepalbhasha (Newari)	20017	9442	10575
	Magar Dhut	14832	6861	7971
	Sunuwar	7245	3566	3679
	Majhi	5868	2871	2997
	Sherpa	4150	2048	2102
	Thami	2358	1129	1229
	Sanskrit	1429	740	689
	Bhujel	896	440	456
	Hayu/Vayu	643	322	321
	Pahari	589	278	311
	Maithili	521	361	160
	Bhojpuri	404	232	172
	Kagate	360	188	172
	H Yolmo/Yholmo	351	191	160
	Avadhi	129	59	70
	Gurung	120	67	53
	Rai	113	65	48
	Tharu	93	79	14
	Bahing/Bayung	81	39	42
	Doteli	78	52	26
	Bajjika	76	48	28
	Baitadeli	33	22	11
	Jirel	22	14	8
	Yakthung/Limbu	15	9	6
	Hindi	12	10	2
	Khash	11	4	7
	Musalman	11	11	0
	Others	89	60	29

#### Annex 4: Population by ancestor language and sex, NPHC 2021

Area	Ancenstor Language	Population		
		Total	Male	Female
<b>Sindhuli</b>				
	Total	300026	147065	152961
	Nepali	120787	59090	61697
	Tamang	79408	38738	40670
	Magar Dhut	35928	17414	18514
	Danuwar	19952	9367	10585
	Nepalbhasha (Newari)	14661	7212	7449
	Majhi	6950	3376	3574
	Sunuwar	5973	2938	3035
	Maithili	5753	3402	2351
	Rai	2524	1267	1257
	Bhujel	1507	716	791
	Hayu/Vayu	1248	587	661
	Sanskrit	1025	526	499
	Wambule	848	416	432
	Thami	732	370	362
	Bhojpuri	624	450	174
	Pahari	569	272	297
	Gurung	364	186	178
	Tharu	273	181	92
	Bajjika	166	126	40
	Hindi	122	85	37
	Avadhi	103	55	48
	Chamling	59	34	25
	Jero/Jerung	52	24	28
	Sherpa	43	21	22
	Yakthung/Limbu	43	22	21
	Ghale	42	23	19
	Urdu	41	30	11
	Bahing/Bayung	31	14	17
	Bangla	19	15	4
	Kumal	18	11	7
	Khash	18	9	9
	Doteli	17	14	3
	Baitadeli	15	5	10
	Marwadi	14	11	3

#### Annex 4: Population by ancestor language and sex, NPHC 2021

Area	Ancenstor Language	Population		
		Total	Male	Female
	Musalman	12	5	7
	Bhote	10	6	4
	Magahi	10	5	5
	Others	65	42	23
<b>Makwanpur</b>				
	Total	466073	233816	232257
	Tamang	217219	107362	109857
	Nepali	151489	75878	75611
	Nepalbhasha (Newari)	23845	11713	12132
	Chepang	23160	11737	11423
	Magar Dhut	15153	7605	7548
	Bhojpuri	8814	5454	3360
	Rai	7300	3557	3743
	Maithili	3283	1925	1358
	Gurung	2390	1201	1189
	Majhi	2167	1053	1114
	Sanskrit	1951	982	969
	Tharu	1717	1061	656
	Pahari	1280	641	639
	Hindi	1023	675	348
	Ghale	684	324	360
	Danuwar	667	321	346
	Bajjika	635	484	151
	Urdu	559	338	221
	Sunuwar	325	169	156
	Avadhi	297	172	125
	Bhujel	246	126	120
	Yakthung/Limbu	240	112	128
	Magar Kham	231	114	117
	Marwadi	172	86	86
	Khash	159	80	79
	Musalman	159	90	69
	Sherpa	94	41	53
	Baitadeli	93	61	32
	Doteli	88	78	10

#### Annex 4: Population by ancestor language and sex, NPHC 2021

Area	Ancenstor Language	Population		
		Total	Male	Female
	Thami	78	42	36
	Bankariya	68	34	34
	Bote	58	35	23
	Bangla	46	30	16
	Kumal	46	31	15
	Darai	30	14	16
	Chamling	27	9	18
	Bantawa	21	14	7
	Jirel	17	7	10
	Dumi	15	6	9
	Khaling	13	6	7
	Bajhang	12	12	0
	Puma	12	7	5
	Santhali	12	7	5
	Dhimal	11	5	6
	Others	167	117	50
<b>Chitawan</b>				
	Total	719859	351789	368070
	Nepali	382002	184082	197920
	Tharu	71764	34683	37081
	Tamang	52205	25479	26726
	Gurung	44179	20580	23599
	Magar Dhut	37385	17412	19973
	Chepang	33814	17207	16607
	Nepalbhasha (Newari)	30637	14837	15800
	Bhojpuri	19725	12349	7376
	Darai	8575	4181	4394
	Kumal	7024	3333	3691
	Sanskrit	6771	3468	3303
	Maithili	4661	2878	1783
	Rai	3393	1609	1784
	Bote	2877	1423	1454
	Hindi	2550	1712	838
	Bhujel	2276	1110	1166
	Ghale	1724	802	922



#### Annex 4: Population by ancestor language and sex, NPHC 2021

Area	Ancenstor Language	Population		
		Total	Male	Female
Urdu		942	571	371
Musalman		891	466	425
Majhi		853	450	403
Bajjika		657	529	128
Dura		645	294	351
Avadhi		562	285	277
Khash		423	204	219
Yakthung/Limbu		385	200	185
Marwadi		311	163	148
H Yolmo/Yholmo		250	124	126
Thakali		219	108	111
Bangla		205	166	39
Sunuwar		199	102	97
Magar Kham		188	90	98
Doteli		184	138	46
Balkura/Baram		171	81	90
Sherpa		161	72	89
Rajbanshi		133	67	66
Baitadeli		110	61	49
Danuwar		69	36	33
Bahing/Bayung		47	23	24
Thami		39	20	19
Khaling		37	17	20
Santhali		36	20	16
Pahari		34	20	14
Chamling		29	14	15
Chhantyal		27	12	15
Bantawa		27	14	13
Lohorung		27	13	14
Achhami		26	16	10
Magahi		22	14	8
Hayu/Vayu		21	10	11
English		21	12	9
Jirel		17	10	7
Bajhang		17	11	6
Jumli		15	11	4

#### Annex 4: Population by ancestor language and sex, NPHC 2021

Area	Ancenstor Language	Population		
		Total	Male	Female
	Tibetan	11	9	2
	Dhimal	11	9	2
	Bajureli	11	5	6
	Kurmali	11	6	5
	Others	235	159	76
	Not stated	18	12	6
<b>Gandaki</b>				
	Total	2466427	1170833	1295594
	Nepali	1495116	705579	789537
	Magar Dhut	348072	161414	186658
	Gurung	257911	120010	137901
	Nepalbhasha (Newari)	81942	39399	42543
	Tamang	47761	23504	24257
	Tharu	46199	22831	23368
	Sanskrit	28486	14698	13788
	Kumal	21237	10077	11160
	Bhojpuri	18739	12040	6699
	Magar Kham	14012	6747	7265
	Musalman	9336	4549	4787
	Ghale	8853	4324	4529
	Bhujel	8341	3940	4401
	Darai	6213	2957	3256
	Maitihili	5547	3346	2201
	Chhantyal	5541	2656	2885
	Rai	5398	2750	2648
	Hindi	5099	3632	1467
	Chepang	4902	2469	2433
	Thakali	4842	2394	2448
	Balkura/Baram	4645	2154	2491
	Chum/Nubri	4061	1953	2108
	Khash	4018	1856	2162
	Bote	3660	1804	1856
	Dura	2928	1352	1576
	Majhi	2556	1272	1284
	Urdu	2406	1250	1156

#### Annex 4: Population by ancestor language and sex, NPHC 2021

Area	Ancenstor Language	Population		
		Total	Male	Female
Lhopa		2212	1072	1140
Baragunwa		1522	727	795
Avadhi		1428	720	708
Yakthung/Limbu		1191	636	555
Tibetan		1082	486	596
Bajjika		969	489	480
Sherpa		969	531	438
Manange		918	418	500
Bangla		788	598	190
H Yolmo/Yholmo		754	346	408
Lowa		640	323	317
Baitadeli		634	328	306
Sunuwar		557	279	278
Rajbanshi		480	215	265
Doteli		432	269	163
Nar-Phu		423	185	238
Marwadi		249	129	120
Bantawa		246	162	84
Bhote		233	120	113
Dolpali		216	101	115
English		208	111	97
Chamling		203	131	72
Achhami		105	76	29
Kulung		101	62	39
Wambule		93	58	35
Thulung		64	41	23
Jirel		61	36	25
Thami		59	34	25
Dumi		53	22	31
Sign Language		46	25	21
Bajhangsi		45	34	11
Darchuleli		42	34	8
Lohorung		42	21	21
Bahing/Bayung		41	29	12
Pahari		38	20	18
Puma		37	24	13

#### Annex 4: Population by ancestor language and sex, NPHC 2021

Area	Ancenstor Language	Population		
		Total	Male	Female
Punjabi		33	18	15
Bajureli		31	21	10
Dadeldhuri		30	28	2
Danuwar		30	14	16
Dailekhi		30	20	10
Hayu/Vayu		29	14	15
Sam		27	15	12
Dhimal		27	15	12
Magahi		24	17	7
Koyee		23	14	9
Yakkha		21	16	5
Jumli		20	13	7
Kusunda		19	10	9
Chhiling		19	13	6
Sampang		17	10	7
Khaling		16	13	3
Oraon/Kudukh		16	8	8
Santhali		16	9	7
Jero/Jerung		15	9	6
Tajpuriya		15	7	8
Ganagai		13	8	5
Belhare		13	6	7
Lapcha		12	6	6
Tilung		11	10	1
Dungmali		11	7	4
Others		758	579	179
Not stated		149	84	65
<b>Gorkha</b>				
Total		251027	118155	132872
Nepali		127166	59229	67937
Gurung		48359	22784	25575
Magar Dhut		23238	10877	12361
Nepalbhasha (Newari)		10644	5027	5617
Tamang		9237	4389	4848
Kumal		6221	2935	3286

#### Annex 4: Population by ancestor language and sex, NPHC 2021

Area	Ancenstor Language	Population		
		Total	Male	Female
Ghale		5753	2779	2974
Balkura/Baram		4542	2095	2447
Chum/Nubri		4060	1952	2108
Chepang		3709	1840	1869
Musalman		2704	1261	1443
Bhojpuri		1016	584	432
Sanskrit		805	405	400
Darai		498	234	264
Bhujel		484	235	249
Maithili		334	179	155
Majhi		313	149	164
Urdu		255	122	133
Rai		213	129	84
Avadhi		199	101	98
Tharu		196	118	78
Hindi		150	108	42
Yakthung/Limbu		132	95	37
Chamling		89	70	19
Sherpa		68	37	31
Khash		67	30	37
Bantawa		65	58	7
H Yolmo/Yholmo		48	23	25
Bote		45	23	22
Magar Kham		44	18	26
Bangla		36	26	10
Baitadeli		24	14	10
Bajjika		24	12	12
Achhami		23	15	8
Kulung		23	22	1
Doteli		22	15	7
Bahing/Bayung		20	17	3
Sunuwar		20	14	6
Bhote		15	10	5
Wambule		14	12	2
Thulung		13	11	2
Koyee		13	8	5

#### Annex 4: Population by ancestor language and sex, NPHC 2021

Area	Ancestor Language	Population		
		Total	Male	Female
	Yakkha	10	9	1
	Others	116	84	32
<b>Manang</b>				
	Total	5658	3192	2466
	Gurung	2083	1079	1004
	Manange	897	406	491
	Nepali	841	635	206
	Nar-Phu	423	185	238
	Tibetan	336	155	181
	Tamang	221	129	92
	Magar Dhut	184	131	53
	Ghale	127	75	52
	Nepalbhasha (Newari)	76	57	19
	Sanskrit	61	54	7
	Dumi	49	18	31
	Rai	42	34	8
	Magar Kham	39	21	18
	Tharu	30	24	6
	Bhojpuri	28	18	10
	Achhami	24	23	1
	Sherpa	17	15	2
	Thakali	16	9	7
	Maitihili	14	14	0
	Chepang	14	9	5
	Lohorung	14	7	7
	Bhujel	11	6	5
	Avadhi	10	5	5
	Others	101	83	18
<b>Mustang</b>				
	Total	14452	7934	6518
	Nepali	4052	2464	1588
	Lhopa	2060	984	1076
	Thakali	1964	1008	956
	Baragunwa	1522	727	795

#### Annex 4: Population by ancestor language and sex, NPHC 2021

Area	Ancenstor Language	Population		
		Total	Male	Female
	Magar Dhut	1246	723	523
	Gurung	716	381	335
	Tibetan	613	261	352
	Lowa	453	237	216
	Tamang	342	231	111
	Sherpa	220	143	77
	Magar Kham	213	105	108
	Dolpali	195	89	106
	Bhote	177	92	85
	Nepalbhasha (Newari)	87	73	14
	Tharu	77	64	13
	Chhantyal	70	38	32
	Bhojpuri	70	54	16
	Maithili	56	44	12
	Rai	52	33	19
	Sanskrit	29	25	4
	Ghale	18	10	8
	Avadhi	18	14	4
	Yakthung/Limbu	18	7	11
	Wambule	16	9	7
	Hindi	15	14	1
	Khash	11	7	4
	Thulung	11	5	6
	Majhi	11	8	3
	Others	120	84	36
<b>Myagdi</b>				
	Total	107033	52153	54880
	Nepali	81927	39328	42599
	Magar Dhut	15293	7453	7840
	Magar Kham	3579	1762	1817
	Chhantyal	1885	944	941
	Nepalbhasha (Newari)	943	458	485
	Hindi	632	593	39
	Gurung	623	300	323
	Bhojpuri	413	257	156

Annex 4: Population by ancestor language and sex, NPHC 2021

Area	Ancenstor Language	Population		
		Total	Male	Female
Thakali		366	166	200
Sanskrit		343	189	154
Tharu		203	187	16
Tamang		179	126	53
Maithili		124	88	36
Khash		91	37	54
Rai		78	55	23
Avadhi		49	22	27
Baitadeli		43	19	24
Sunuwar		37	18	19
Sherpa		29	25	4
Yakthung/Limbu		26	15	11
Urdu		23	13	10
Majhi		20	15	5
Musalman		19	12	7
Bangla		19	8	11
English		18	9	9
Doteli		15	13	2
Others		56	41	15
<b>Kaski</b>				
Total		600051	292791	307260
Nepali		385610	187812	197798
Gurung		89086	40830	48256
Magar Dhut		45105	21362	23743
Nepalbhasha (Newari)		22998	11389	11609
Tamang		15088	7473	7615
Sanskrit		6666	3613	3053
Bhojpuri		6272	4363	1909
Rai		3301	1632	1669
Tharu		2729	1756	973
Maithili		2480	1545	935
Hindi		2391	1618	773
Magar Kham		2375	1116	1259
Thakali		1955	929	1026
Musalman		1551	830	721



#### Annex 4: Population by ancestor language and sex, NPHC 2021

Area	Ancenstor Language	Population		
		Total	Male	Female
Bhujel		1430	690	740
Chhantyal		1424	663	761
Kumal		987	494	493
Bajjika		771	380	391
Yakthung/Limbu		732	388	344
Khash		715	353	362
Ghale		547	269	278
Bangla		538	422	116
Sherpa		501	248	253
Avadhi		401	203	198
Urdu		380	238	142
Dura		376	162	214
H Yolmo/Yholmo		323	141	182
Sunuwar		263	129	134
Doteli		217	120	97
Majhi		204	114	90
Lowa		187	86	101
Rajbanshi		166	85	81
Baitadeli		159	83	76
Chepang		152	81	71
Marwadi		146	75	71
Bantawa		143	83	60
English		118	66	52
Lhopa		99	61	38
Darai		88	44	44
Chamling		88	49	39
Tibetan		84	43	41
Kulung		69	34	35
Bote		67	26	41
Jirel		46	24	22
Thami		39	20	19
Bhote		36	15	21
Achhami		31	21	10
Punjabi		28	15	13
Puma		27	16	11
Thulung		27	16	11

#### Annex 4: Population by ancestor language and sex, NPHC 2021

Area	Ancenstor Language	Population		
		Total	Male	Female
	Balkura/Baram	26	13	13
	Wambule	21	12	9
	Bajhangi	15	12	3
	Bahing/Bayung	14	8	6
	Sign Language	14	6	8
	Danuwar	14	5	9
	Magahi	13	9	4
	Dhimal	12	8	4
	Manange	12	9	3
	Dailekhi	11	5	6
	Santhali	11	6	5
	Others	566	417	149
	Not stated	106	56	50
<b>Lamjung</b>				
	Total	155852	74077	81775
	Nepali	80492	37941	42551
	Gurung	46032	21638	24394
	Tamang	11737	5746	5991
	Nepalbhasha (Newari)	4907	2388	2519
	Magar Dhut	2818	1367	1451
	Ghale	2062	1018	1044
	Dura	1984	917	1067
	Sanskrit	1080	509	571
	Bhujel	934	435	499
	Kumal	856	412	444
	Bhojpuri	552	393	159
	Musalman	501	257	244
	H Yolmo/Yholmo	342	166	176
	Urdu	200	106	94
	Tharu	189	131	58
	Maithili	179	105	74
	Rai	156	82	74
	Khash	149	62	87
	Hindi	118	84	34
	Chepang	99	54	45

#### Annex 4: Population by ancestor language and sex, NPHC 2021

Area	Ancenstor Language	Population		
		Total	Male	Female
	Bote	84	44	40
	Avadhi	77	37	40
	Majhi	41	22	19
	Yakthung/Limbu	36	15	21
	Baitadeli	29	17	12
	Bajjika	26	19	7
	Thakali	23	13	10
	Magar Kham	19	13	6
	Lohorung	12	5	7
	Sherpa	11	6	5
	Rajbanshi	11	4	7
	Darai	10	8	2
	Others	86	63	23
<b>Tanahu</b>				
	Total	321153	150094	171059
	Nepali	147004	68024	78980
	Magar Dhut	80213	36740	43473
	Gurung	34035	15725	18310
	Nepalbhasha (Newari)	21912	10306	11606
	Sanskrit	5913	3131	2782
	Kumal	5102	2409	2693
	Tamang	4742	2310	2432
	Darai	4172	1969	2203
	Bhujel	3242	1524	1718
	Musalman	2886	1376	1510
	Bhojpuri	2337	1528	809
	Khash	1998	913	1085
	Bote	1294	662	632
	Chepang	747	383	364
	Rai	668	334	334
	Urdu	666	336	330
	Maithili	653	405	248
	Tharu	621	406	215
	Hindi	587	410	177
	Dura	550	258	292

#### Annex 4: Population by ancestor language and sex, NPHC 2021

Area	Ancenstor Language	Population		
		Total	Male	Female
	Majhi	217	104	113
	Magar Kham	214	107	107
	Ghale	151	77	74
	Thakali	144	71	73
	Yakthung/Limbu	96	51	45
	Bangla	91	70	21
	Avadhi	75	31	44
	Baitadeli	68	30	38
	Sunuwar	65	37	28
	English	59	30	29
	Balkura/Baram	55	32	23
	Lhopa	53	27	26
	Sherpa	52	23	29
	Marwadi	47	19	28
	Rajbanshi	45	12	33
	Wambule	38	22	16
	Bajjika	32	16	16
	Doteli	30	18	12
	Pahari	29	14	15
	Bantawa	21	11	10
	Chamling	16	9	7
	Achhami	12	7	5
	H Yolmo/Yholmo	11	6	5
	Others	180	113	67
	Not stated	10	8	2
<b>Nawalparasi (Bardaghat Susta East)</b>				
	Total	378079	177887	200192
	Nepali	187039	87675	99364
	Magar Dhut	98338	44966	53372
	Tharu	41372	19586	21786
	Gurung	9981	4624	5357
	Nepalbhasha (Newari)	9360	4448	4912
	Kumal	7185	3388	3797
	Bhojpuri	5859	3556	2303
	Tamang	5147	2528	2619

#### Annex 4: Population by ancestor language and sex, NPHC 2021

Area	Ancenstor Language	Population		
		Total	Male	Female
Sanskrit		3824	1946	1878
Bote		1993	957	1036
Darai		1436	693	743
Majhi		996	502	494
Maithili		882	491	391
Hindi		787	529	258
Rai		570	282	288
Bhujel		551	276	275
Khash		404	183	221
Urdu		378	193	185
Musalman		263	129	134
Avadhi		204	117	87
Ghale		195	96	99
Rajbanshi		181	75	106
Chepang		134	76	58
Baitadeli		118	65	53
Sunuwar		76	35	41
Bangla		74	48	26
Bajjika		71	38	33
Yakthung/Limbu		67	25	42
Doteli		50	36	14
Thakali		43	25	18
Magar Kham		42	16	26
Marwadi		39	24	15
Chhantyal		36	19	17
Sherpa		35	16	19
H yolmo/Yholmo		26	7	19
Darchuleli		20	15	5
Kusunda		16	8	8
Hayu/Vayu		15	9	6
Balkura/Baram		11	5	6
Others		242	171	71
Not stated		19	9	10
<b>Syangja</b>				
Total		253024	116678	136346
Nepali		161561	74178	87383

#### Annex 4: Population by ancestor language and sex, NPHC 2021

Area	Ancenstor Language	Population		
		Total	Male	Female
	Magar Dhut	51647	23542	28105
	Gurung	22168	10308	11860
	Nepalbhasha (Newari)	6850	3195	3655
	Sanskrit	3631	1833	1798
	Bhujel	1598	727	871
	Musalman	1186	563	623
	Kumal	691	329	362
	Bhojpuri	655	364	291
	Tharu	451	304	147
	Majhi	448	212	236
	Maithili	340	190	150
	Urdu	332	162	170
	Khash	264	128	136
	Tamang	204	104	100
	Hindi	192	132	60
	Avadhi	191	89	102
	Rai	146	83	63
	Bote	127	64	63
	Baitadeli	57	23	34
	Sunuwar	54	22	32
	Rajbanshi	36	19	17
	Thakali	35	19	16
	Yakthung/Limbu	23	12	11
	Doteli	22	15	7
	Magar Kham	22	10	12
	Sherpa	16	8	8
	Bangla	10	7	3
	Others	67	36	31
<b>Parbat</b>				
	Total	130887	61678	69209
	Nepali	111485	52090	59395
	Magar Dhut	6719	3257	3462
	Gurung	3865	1870	1995
	Sanskrit	3398	1609	1789
	Nepalbhasha (Newari)	2359	1145	1214

#### Annex 4: Population by ancestor language and sex, NPHC 2021

Area	Ancenstor Language	Population		
		Total	Male	Female
	Magar Kham	1061	526	535
	Bhojpuri	350	248	102
	Majhi	238	119	119
	Tamang	229	134	95
	Maithili	208	132	76
	Tharu	137	102	35
	Hindi	113	77	36
	Kumal	99	55	44
	Rai	89	41	48
	Chhantyal	87	38	49
	Avadhi	74	35	39
	Urdu	69	35	34
	Thakali	62	32	30
	Bote	39	21	18
	Baitadeli	34	14	20
	Chepang	23	14	9
	Musalman	23	12	11
	Yakthung/Limbu	20	8	12
	Khash	13	7	6
	Doteli	13	9	4
	Rajbanshi	12	6	6
	Others	68	42	26
<b>Baglung</b>				
	Total	249211	116194	133017
	Nepali	207939	96203	111736
	Magar Dhut	23271	10996	12275
	Magar Kham	6404	3053	3351
	Sanskrit	2736	1384	1352
	Chhantyal	2027	946	1081
	Nepalbhasha (Newari)	1806	913	893
	Bhojpuri	1187	675	512
	Gurung	963	471	492
	Tamang	635	334	301
	Khash	303	133	170
	Maithili	277	153	124

#### Annex 4: Population by ancestor language and sex, NPHC 2021

Area	Ancenstor Language	Population		
		Total	Male	Female
Thakali		230	120	110
Musalman		201	107	94
Tharu		194	153	41
Avadhi		130	66	64
Hindi		109	63	46
Urdu		100	43	57
Baitadeli		92	54	38
Rai		83	45	38
Kumal		82	43	39
Bhujel		81	42	39
Majhi		68	27	41
Doteli		41	23	18
Yakthung/Limbu		36	18	18
Tibetan		33	16	17
Bajjika		25	12	13
Sunuwar		20	10	10
Rajbanshi		19	9	10
Bangla		15	14	1
Chepang		13	6	7
Sherpa		11	6	5
Others		80	56	24
<b>Lumbini</b>				
Total		5122078	2454408	2667670
Nepali		2318649	1078458	1240191
Avadhi		896573	449800	446773
Tharu		713733	344189	369544
Bhojpuri		505819	255170	250649
Magar Dhut		326312	149471	176841
Magar Kham		77057	36606	40451
Urdu		70347	34985	35362
Nepalbhasha (Newari)		47183	22764	24419
Gurung		37463	17274	20189
Sanskrit		31470	15828	15642
Hindi		27354	15126	12228
Kumal		11536	5490	6046



#### Annex 4: Population by ancestor language and sex, NPHC 2021

Area	Ancenstor Language	Population		
		Total	Male	Female
Khash		8504	4133	4371
Maithili		7522	4133	3389
Tamang		6425	3195	3230
Achhami		6354	2925	3429
Dailekhi		5748	2632	3116
Musalman		4481	2227	2254
Jumli		2136	1036	1100
Rai		1343	645	698
Marwadi		1286	661	625
Bangla		1137	820	317
Thakali		1098	511	587
Bote		1000	443	557
Sonaha		972	481	491
Majhi		910	419	491
Chhantyal		903	444	459
Raji		887	431	456
Doteli		797	478	319
Rajbanshi		783	379	404
Baitadeli		687	361	326
Bhujel		565	282	283
Darai		401	183	218
Yakthung/Limbu		397	184	213
Punjabi		394	216	178
Bajjika		319	191	128
Sherpa		301	148	153
Sunuwar		258	124	134
Bajureli		179	87	92
Ghale		173	83	90
Mugali		160	79	81
Bajhangi		150	88	62
Kagate		128	66	62
Chepang		122	56	66
Magar Kaike		120	56	64
English		99	49	50
Thami		68	33	35
Chamling		61	31	30

#### Annex 4: Population by ancestor language and sex, NPHC 2021

Area	Ancenstor Language	Population		
		Total	Male	Female
	Dumi	61	34	27
	Darchuleli	52	40	12
	Santhali	51	27	24
	Bantawa	51	27	24
	Kusunda	46	20	26
	Sign Language	43	24	19
	Hayu/Vayu	36	20	16
	H Yolmo/Yholmo	31	15	16
	Tibetan	27	19	8
	Hariyanwi	26	11	15
	Dhimal	25	11	14
	Dolpali	25	14	11
	Waling/Walung	25	14	11
	Pahari	24	12	12
	Sindhi	23	9	14
	Thulung	21	13	8
	Wambule	21	14	7
	Ganagai	20	10	10
	Sampang	20	9	11
	Danuwar	19	11	8
	Dadeldhuri	18	12	6
	Dura	18	15	3
	Lohorung	17	10	7
	Magahi	15	10	5
	Kisan	15	6	9
	Kulung	15	7	8
	Lapcha	15	10	5
	Oraon/Kudukh	13	5	8
	Nachhiring	12	6	6
	Khamchi(Raute)	12	6	6
	Meche	10	2	8
	Dungmali	10	5	5
	Jero/Jerung	10	4	6
	Jirel	10	4	6
	Others	734	403	331
	Not stated	143	78	65

#### Annex 4: Population by ancestor language and sex, NPHC 2021

Area	Ancenstor Language	Population		
		Total	Male	Female
<b>Rukum (East)</b>				
	Total	56786	27516	29270
	Nepali	31654	15279	16375
	Magar Kham	21693	10556	11137
	Magar Dhut	1880	907	973
	Khash	789	395	394
	Gurung	351	165	186
	Bhojpuri	71	38	33
	Chhantyal	69	37	32
	Nepalbhasha (Newari)	66	30	36
	Thakali	65	27	38
	Avadhi	43	23	20
	Tharu	34	28	6
	Maithili	22	12	10
	Jumli	22	8	14
	Others	27	11	16
<b>Rolpa</b>				
	Total	234793	109871	124922
	Nepali	193876	90377	103499
	Magar Kham	35121	16660	18461
	Magar Dhut	3386	1587	1799
	Gurung	632	296	336
	Avadhi	475	235	240
	Bhojpuri	204	90	114
	Tamang	190	93	97
	Nepalbhasha (Newari)	163	76	87
	Tharu	154	133	21
	Khash	122	58	64
	Musalman	81	48	33
	Maithili	69	45	24
	Baitadeli	56	34	22
	Majhi	42	22	20
	Urdu	33	16	17
	Hindi	32	18	14
	Thakali	29	12	17

#### Annex 4: Population by ancestor language and sex, NPHC 2021

Area	Ancenstor Language	Population		
		Total	Male	Female
	Sanskrit	29	16	13
	Yakthung/Limbu	24	15	9
	Marwadi	17	7	10
	Doteli	13	6	7
	Bajjika	10	4	6
	Rai	10	8	2
	Others	25	15	10
<b>Pyuthan</b>				
	Total	232019	104132	127887
	Nepali	201912	90280	111632
	Magar Dhut	21401	9543	11858
	Gurung	2460	1121	1339
	Nepalbhasha (Newari)	2276	1115	1161
	Magar Kham	1345	586	759
	Tharu	523	368	155
	Tamang	350	164	186
	Bhojpuri	273	165	108
	Sanskrit	271	189	82
	Musalman	254	118	136
	Avadhi	204	112	92
	Kumal	183	82	101
	Hindi	110	68	42
	Urdu	103	54	49
	Maithili	81	45	36
	Thakali	79	34	45
	Sunuwar	64	25	39
	Kusunda	24	12	12
	Baitadeli	20	8	12
	Khash	13	7	6
	Bajjika	12	4	8
	Others	61	32	29
<b>Gulmi</b>				
	Total	246494	112025	134469
	Nepali	219519	99241	120278

#### Annex 4: Population by ancestor language and sex, NPHC 2021

Area	Ancenstor Language	Population		
		Total	Male	Female
	Magar Dhut	16752	7759	8993
	Nepalbhasha (Newari)	3077	1485	1592
	Sanskrit	1633	816	817
	Gurung	1453	701	752
	Kumal	949	413	536
	Khash	497	232	265
	Majhi	401	173	228
	Bhojpuri	396	222	174
	Bote	283	119	164
	Avadhi	280	150	130
	Tharu	199	142	57
	Magar Kham	188	94	94
	Maithili	164	107	57
	Bhujel	140	72	68
	Chhantyal	95	53	42
	Hindi	77	47	30
	Musalman	76	42	34
	Urdu	71	33	38
	Tamang	68	36	32
	Baitadeli	44	21	23
	Thakali	33	15	18
	Rai	17	9	8
	Bangla	14	10	4
	Doteli	10	6	4
	Others	58	27	31
<b>Arghakhanchi</b>				
	Total	177086	80672	96414
	Nepali	154686	70197	84489
	Magar Dhut	10566	4873	5693
	Kumal	3043	1361	1682
	Nepalbhasha (Newari)	2907	1341	1566
	Sanskrit	2572	1201	1371
	Gurung	619	289	330
	Musalman	555	257	298
	Bhojpuri	415	212	203

#### Annex 4: Population by ancestor language and sex, NPHC 2021

Area	Ancenstor Language	Population		
		Total	Male	Female
	Magar Kham	318	169	149
	Avadhi	314	165	149
	Tharu	269	184	85
	Urdu	258	124	134
	Maithili	181	91	90
	Khash	127	65	62
	Hindi	44	23	21
	Baitadeli	33	15	18
	Tamang	31	16	15
	Sunuwar	22	12	10
	Rajbanshi	21	10	11
	Marwadi	19	11	8
	Doteli	17	13	4
	Bangla	15	13	2
	Rai	11	5	6
	Others	43	25	18
<b>Palpa</b>				
	Total	245027	112761	132266
	Nepali	132493	60885	71608
	Magar Dhut	95432	43192	52240
	Nepalbhasha (Newari)	6668	3166	3502
	Kumal	2965	1416	1549
	Sanskrit	1866	905	961
	Bhojpuri	1148	708	440
	Hindi	733	567	166
	Tharu	552	375	177
	Bote	494	220	274
	Gurung	328	137	191
	Musalman	316	162	154
	Maithili	244	147	97
	Bhujel	239	106	133
	Avadhi	214	113	101
	Majhi	199	87	112
	Tamang	164	89	75
	Urdu	139	70	69

#### Annex 4: Population by ancestor language and sex, NPHC 2021

Area	Ancenstor Language	Population		
		Total	Male	Female
	Darai	115	51	64
	Rai	83	46	37
	Jumli	79	36	43
	Thakali	65	35	30
	Magar Kham	57	29	28
	Khash	54	31	23
	Baitadeli	44	17	27
	Doteli	43	27	16
	Bajjika	37	22	15
	Yakthung/Limbu	23	11	12
	Sherpa	21	7	14
	Bangla	19	11	8
	Waling/Walung	15	9	6
	Hayu/Vayu	11	5	6
	Hariyanwi	11	4	7
	Punjabi	11	4	7
	Others	145	71	74
<b>Nawalparasi (Bardaghat Susta West)</b>				
	Total	386868	188182	198686
	Bhojpuri	193356	96214	97142
	Nepali	91496	43046	48450
	Tharu	58138	27954	30184
	Magar Dhut	22729	10655	12074
	Gurung	6853	3135	3718
	Nepalbhasha (Newari)	3329	1584	1745
	Urdu	2427	1185	1242
	Sanskrit	2229	1109	1120
	Tamang	1769	863	906
	Kumal	764	371	393
	Maithili	628	343	285
	Hindi	626	423	203
	Avadhi	570	314	256
	Musalman	281	128	153
	Khash	180	94	86
	Darai	144	64	80

#### Annex 4: Population by ancestor language and sex, NPHC 2021

Area	Ancenstor Language	Population		
		Total	Male	Female
	Rai	143	64	79
	Magar Kham	109	56	53
	Ghale	88	39	49
	Rajbanshi	77	39	38
	Thakali	70	34	36
	Doteli	69	46	23
	Chepang	54	27	27
	Yakthung/Limbu	51	24	27
	Chhantyal	43	23	20
	Thami	37	18	19
	Bangla	34	24	10
	Majhi	32	17	15
	Bajjika	28	24	4
	Sunuwar	23	12	11
	Sherpa	23	13	10
	Baitadeli	22	11	11
	Sonaha	19	8	11
	Marwadi	18	9	9
	Jumli	16	7	9
	Bantawa	13	8	5
	H yolmo/Yholmo	12	6	6
	Others	368	191	177
<b>Rupandehi</b>				
	Total	1121957	550478	571479
	Nepali	391952	187552	204400
	Bhojpuri	302784	153824	148960
	Avadhi	166163	83075	83088
	Tharu	87929	43424	44505
	Magar Dhut	84474	38706	45768
	Nepalbhasha (Newari)	18726	9128	9598
	Urdu	18308	8954	9354
	Gurung	17306	8005	9301
	Sanskrit	14606	7319	7287
	Hindi	5349	3065	2284
	Maithili	3141	1707	1434



#### Annex 4: Population by ancestor language and sex, NPHC 2021

Area	Ancenstor Language	Population		
		Total	Male	Female
Khash		1718	835	883
Tamang		1614	804	810
Kumal		1181	597	584
Magar Kham		1171	555	616
Musalman		782	404	378
Thakali		695	318	377
Bangla		658	454	204
Rai		629	286	343
Chhantyal		428	206	222
Marwadi		349	177	172
Sonaha		169	91	78
Rajbanshi		151	80	71
Majhi		136	70	66
Yakthung/Limbu		135	57	78
Bhujel		130	67	63
Doteli		128	78	50
Magar Kaike		118	55	63
Baitadeli		103	50	53
Bajjika		79	57	22
Sherpa		74	37	37
Punjabi		71	39	32
Sunuwar		62	32	30
Darai		60	30	30
English		41	22	19
Bote		35	18	17
Santhali		21	10	11
Thami		21	10	11
Sindhi		18	7	11
Chepang		17	9	8
Bajhangsi		15	8	7
Dumi		13	9	4
Kagate		12	7	5
Chamling		11	4	7
Hariyanwi		11	5	6
Darchuleli		11	8	3
Bajureli		10	6	4

#### Annex 4: Population by ancestor language and sex, NPHC 2021

Area	Ancenstor Language	Population		
		Total	Male	Female
	Achhami	10	8	2
	Kulung	10	5	5
	Others	265	170	95
	Not stated	57	34	23
<b>Kapilbastu</b>				
	Total	682961	334687	348274
	Avadhi	456046	226618	229428
	Nepali	113659	53160	60499
	Tharu	73139	35580	37559
	Magar Dhut	14078	6480	7598
	Urdu	10913	5280	5633
	Sanskrit	4054	2053	2001
	Bhojpuri	2810	1406	1404
	Hindi	1587	758	829
	Magar Kham	1416	698	718
	Nepalbhasha (Newari)	1195	611	584
	Gurung	1153	519	634
	Marwadi	602	309	293
	Maithili	461	241	220
	Musalman	327	156	171
	Khash	316	151	165
	Tamang	277	174	103
	Sonaha	139	60	79
	Bangla	104	64	40
	Punjabi	95	50	45
	Kumal	67	36	31
	Rai	67	34	33
	Rajbanshi	66	27	39
	Kagate	58	26	32
	Baitadeli	27	18	9
	Bote	24	13	11
	Bajjika	24	11	13
	Doteli	20	11	9
	Chamling	17	8	9
	Hayu/Vayu	17	11	6

#### Annex 4: Population by ancestor language and sex, NPHC 2021

Area	Ancenstor Language	Population		
		Total	Male	Female
	Chhantyal	17	5	12
	Sunuwar	13	11	2
	Yakthung/Limbu	13	8	5
	Danuwar	13	7	6
	Majhi	11	9	2
	Thakali	10	7	3
	Others	126	77	49
<b>Dang</b>				
	Total	674993	320573	354420
	Nepali	420237	196699	223538
	Tharu	177731	86095	91636
	Magar Dhut	28388	13250	15138
	Avadhi	14680	7611	7069
	Magar Kham	14460	6649	7811
	Hindi	3871	2330	1541
	Nepalbhasha (Newari)	2955	1416	1539
	Sanskrit	2681	1357	1324
	Kumal	2216	1132	1084
	Gurung	1487	719	768
	Urdu	1363	702	661
	Bhojpuri	1210	656	554
	Musalman	858	434	424
	Maithili	643	355	288
	Khash	477	228	249
	Tamang	369	192	177
	Chhantyal	248	119	129
	Rai	148	81	67
	Baitadeli	113	57	56
	Jumli	106	59	47
	Rajbanshi	105	58	47
	Bote	88	38	50
	Bangla	71	55	16
	Sunuwar	54	24	30
	Yakthung/Limbu	48	25	23
	Bajjika	46	25	21

#### Annex 4: Population by ancestor language and sex, NPHC 2021

Area	Ancenstor Language	Population		
		Total	Male	Female
	Doteli	38	24	14
	Majhi	34	15	19
	Dailekhi	28	23	5
	Sherpa	26	12	14
	Marwadi	20	12	8
	Wambule	16	10	6
	H Yolmo/Yholmo	14	6	8
	Ghale	13	8	5
	Kusunda	12	4	8
	Santhali	10	7	3
	Bhujel	10	6	4
	Chepang	10	4	6
	Others	109	76	33
<b>Banke</b>				
	Total	603194	296745	306449
	Nepali	221985	105128	116857
	Avadhi	212072	108358	103714
	Tharu	82433	40066	42367
	Urdu	35425	17940	17485
	Magar Dhut	19129	8774	10355
	Hindi	12254	6456	5798
	Nepalbhasha (Newari)	4170	2030	2140
	Khash	2786	1331	1455
	Gurung	2695	1235	1460
	Maithili	1234	710	524
	Bhojpuri	1110	570	540
	Jumli	1061	534	527
	Sanskrit	1020	611	409
	Magar Kham	796	376	420
	Tamang	697	341	356
	Dailekhi	666	324	342
	Achhami	567	307	260
	Musalman	400	198	202
	Rajbanshi	327	147	180
	Doteli	259	146	113

#### Annex 4: Population by ancestor language and sex, NPHC 2021

Area	Ancenstor Language	Population		
		Total	Male	Female
Marwadi		235	122	113
Bangla		212	183	29
Punjabi		202	112	90
Rai		168	88	80
Mugali		160	79	81
Sherpa		140	72	68
Baitadeli		134	77	57
Bajureli		101	47	54
Kumal		56	26	30
Yakthung/Limbu		55	24	31
Kagate		50	27	23
Dumi		44	23	21
Bajhangi		41	33	8
English		35	18	17
Thakali		34	18	16
Bajjika		30	17	13
Raji		28	10	18
Bote		25	8	17
Majhi		24	9	15
Pahari		21	10	11
Sign Language		17	11	6
Bantawa		14	8	6
Bhujel		14	10	4
Dolpali		14	6	8
Sampang		11	6	5
Darchuleli		10	7	3
Dhimal		10	5	5
Others		174	87	87
Not stated		49	20	29
<b>Bardiya</b>				
Total		459900	216766	243134
Tharu		232632	109840	122792
Nepali		145180	66614	78566
Avadhi		45512	23026	22486
Magar Dhut		8097	3745	4352

#### Annex 4: Population by ancestor language and sex, NPHC 2021

Area	Ancenstor Language	Population		
		Total	Male	Female
Achhami		5754	2597	3157
Dailekhi		5042	2279	2763
Hindi		2667	1370	1297
Gurung		2126	952	1174
Bhojpuri		2042	1065	977
Nepalbhasha (Newari)		1651	782	869
Khash		1425	706	719
Urdu		1306	627	679
Tamang		893	423	470
Raji		842	413	429
Jumli		832	383	449
Maithili		654	330	324
Sonaha		645	322	323
Musalman		551	280	271
Sanskrit		509	252	257
Magar Kham		383	178	205
Doteli		187	110	77
Kumal		111	55	56
Baitadeli		89	52	37
Bajhang		70	32	38
Darai		66	26	40
Bajureli		61	27	34
Rai		58	21	37
Bote		50	26	24
Ghale		47	21	26
Bajjika		38	15	23
Majhi		31	17	14
Chepan		23	10	13
Yakthung/Limbu		22	9	13
Rajbanshi		22	10	12
Marwadi		21	12	9
Bhujel		21	10	11
Darchuleli		19	15	4
Sunuwar		10	5	5
Others		196	100	96
Not stated		15	9	6

#### Annex 4: Population by ancestor language and sex, NPHC 2021

Area	Ancenstor Language	Population		
		Total	Male	Female
<b>Karnali</b>				
	Total	1688412	823761	864651
	Nepali	1259639	611256	648383
	Khash	254393	126236	128157
	Magar Dhut	61423	29605	31818
	Jumli	34204	17059	17145
	Magar Kham	19836	9592	10244
	Tharu	8351	4592	3759
	Achhami	8072	3819	4253
	Gurung	5240	2531	2709
	Bhote	4837	2453	2384
	Dailekhi	4142	2088	2054
	Dolpali	4120	1994	2126
	Karmarong	2492	1099	1393
	Tamang	2328	1139	1189
	Nepalbhasha (Newari)	1853	1006	847
	Mugali	1734	822	912
	Magar Kaike	1612	767	845
	Avadhi	1416	712	704
	Sanskrit	1274	655	619
	Hindi	1250	752	498
	Raji	1246	637	609
	Doteli	1087	650	437
	Bhojpuri	1057	604	453
	Maithili	914	577	337
	Byansi	761	383	378
	Koche	610	303	307
	Sherpa	530	264	266
	Baitadeli	435	272	163
	Tichhurong Poike	410	187	223
	Bote	380	180	200
	Khamchi(Raute)	336	162	174
	Musalman	331	195	136
	Urdu	261	137	124
	Rai	213	132	81
	Majhi	151	82	69

#### Annex 4: Population by ancestor language and sex, NPHC 2021

Area	Ancenstor Language	Population		
		Total	Male	Female
	Yakthung/Limbu	121	77	44
	Ghale	118	54	64
	Chhantyal	116	54	62
	Bajhang	111	80	31
	Chhiling	103	47	56
	Rajbanshi	102	57	45
	Bajureli	75	18	57
	Tibetan	74	36	38
	Kumal	71	39	32
	Thakali	69	38	31
	Sunuwar	54	31	23
	Darchuleli	50	47	3
	English	41	20	21
	Bajjika	40	19	21
	Dadeldhuri	34	26	8
	Dura	31	21	10
	Bhujel	18	13	5
	Darai	18	11	7
	Thami	13	8	5
	Pahari	12	6	6
	Yakkha	11	5	6
	Others	192	112	80
<b>Dolpa</b>				
	Total	42774	21371	21403
	Nepali	28862	14640	14222
	Magar Kham	5053	2412	2641
	Dolpali	4095	1982	2113
	Magar Dhut	988	484	504
	Magar Kaike	946	443	503
	Gurung	717	356	361
	Khash	635	307	328
	Byansi	454	220	234
	Tichhurong Poike	410	187	223
	Bote	292	139	153
	Tamang	73	45	28



#### Annex 4: Population by ancestor language and sex, NPHC 2021

Area	Ancenstor Language	Population		
		Total	Male	Female
	Avadhi	65	28	37
	Ghale	37	20	17
	Tharu	31	29	2
	Hindi	24	17	7
	Maithili	24	17	7
	Bhojpuri	21	11	10
	Others	47	34	13
<b>Mugu</b>				
	Total	64549	32381	32168
	Nepali	30759	15622	15137
	Khash	29104	14565	14539
	Karmarong	2455	1084	1371
	Mugali	1512	731	781
	Tamang	305	126	179
	Bhote	142	52	90
	Magar Dhut	48	41	7
	Avadhi	33	18	15
	Tharu	31	25	6
	Magar Kham	19	10	9
	Bhojpuri	15	12	3
	Nepalbhasha (Newari)	14	14	0
	Gurung	14	13	1
	Chhiling	10	6	4
	Yakkha	10	4	6
	English	10	6	4
	Rai	10	8	2
	Others	58	44	14
<b>Humla</b>				
	Total	55394	27886	27508
	Khash	34636	17242	17394
	Nepali	13799	6986	6813
	Bhote	4256	2203	2053
	Tamang	853	408	445
	Magar Kham	736	390	346

#### Annex 4: Population by ancestor language and sex, NPHC 2021

Area	Ancenstor Language	Population		
		Total	Male	Female
	Sherpa	434	221	213
	Byansi	302	160	142
	Magar Dhut	71	60	11
	Avadhi	51	26	25
	Doteli	51	31	20
	Tharu	36	35	1
	Sanskrit	19	7	12
	Maithili	19	17	2
	Nepalbhasha (Newari)	18	17	1
	Rai	17	17	0
	Chhiling	15	7	8
	Bhojpuri	15	13	2
	Gurung	14	11	3
	Yakthung/Limbu	12	9	3
	Others	40	26	14
<b>Jumla</b>				
	Total	118349	59228	59121
	Khash	76392	37994	38398
	Jumli	32117	15990	16127
	Nepali	7110	3814	3296
	Tamang	436	187	249
	Bhote	431	197	234
	Magar Kham	321	155	166
	Mugali	222	91	131
	Sanskrit	213	111	102
	Magar Kaike	123	53	70
	Nepalbhasha (Newari)	122	75	47
	Magar Dhut	95	67	28
	Hindi	90	55	35
	Gurung	82	35	47
	Tharu	80	72	8
	Maithili	78	58	20
	Chhiling	62	26	36
	Bhojpuri	56	50	6
	Thakali	36	18	18

#### Annex 4: Population by ancestor language and sex, NPHC 2021

Area	Ancenstor Language	Population		
		Total	Male	Female
	Karmarong	27	12	15
	Doteli	27	24	3
	Sherpa	26	9	17
	Dailekhi	19	15	4
	Musalman	18	12	6
	Dolpali	16	8	8
	Bajhangsi	16	12	4
	Yakthung/Limbu	14	8	6
	Rai	13	10	3
	English	13	6	7
	Tibetan	12	7	5
	Bote	12	4	8
	Avadhi	11	9	2
	Achhami	10	9	1
	Others	49	35	14
<b>Kalikot</b>				
	Total	145292	72245	73047
	Khash	101734	50207	51527
	Nepali	42212	21439	20773
	Magar Kham	548	281	267
	Achhami	240	14	226
	Magar Dhut	128	73	55
	Tharu	67	56	11
	Dailekhi	56	28	28
	Avadhi	53	27	26
	Bajureli	44	1	43
	Maithili	29	22	7
	Baitadeli	27	9	18
	Kumal	25	12	13
	Nepalbhasha (Newari)	17	15	2
	Gurung	14	10	4
	Sanskrit	14	8	6
	Jumli	12	0	12
	Doteli	11	9	2
	Others	61	34	27

#### Annex 4: Population by ancestor language and sex, NPHC 2021

Area	Ancenstor Language	Population		
		Total	Male	Female
<b>Dailekh</b>				
	Total	252313	120774	131539
	Nepali	229904	109804	120100
	Magar Dhut	14593	7095	7498
	Magar Kham	1944	956	988
	Khash	1698	827	871
	Gurung	1509	708	801
	Magar Kaike	540	270	270
	Nepalbhasha (Newari)	270	137	133
	Sanskrit	254	146	108
	Tamang	254	133	121
	Khamchi(Raute)	183	91	92
	Bhojpuri	174	77	97
	Avadhi	173	88	85
	Dailekhi	169	84	85
	Jumli	100	47	53
	Tharu	96	61	35
	Musalman	90	52	38
	Maithili	87	49	38
	Majhi	66	31	35
	Baitadeli	48	25	23
	Rai	26	17	9
	Urdu	24	10	14
	Yakthung/Limbu	18	15	3
	Rajbanshi	15	8	7
	Achhami	14	6	8
	Hindi	13	8	5
	Others	51	29	22
<b>Jajarkot</b>				
	Total	189360	94063	95297
	Nepali	176459	87401	89058
	Khash	6477	3218	3259
	Magar Kham	2995	1501	1494
	Magar Dhut	1797	965	832
	Koche	608	301	307

#### Annex 4: Population by ancestor language and sex, NPHC 2021

Area	Ancenstor Language	Population		
		Total	Male	Female
	Sanskrit	233	128	105
	Tharu	146	126	20
	Avadhi	141	71	70
	Jumli	77	68	9
	Maithili	60	34	26
	Bhojpuri	59	39	20
	Nepalbhasha (Newari)	49	32	17
	Baitadeli	48	29	19
	Musalman	35	17	18
	Gurung	27	24	3
	Dailekhi	26	21	5
	Urdu	22	15	7
	Tamang	18	13	5
	Darchuleli	15	14	1
	Doteli	13	11	2
	Hindi	11	7	4
	Others	44	28	16
<b>Rukum (West)</b>				
	Total	166740	81091	85649
	Nepali	161365	78400	82965
	Magar Kham	3230	1535	1695
	Magar Dhut	1017	514	503
	Khash	423	195	228
	Avadhi	193	79	114
	Tharu	122	105	17
	Hindi	73	56	17
	Gurung	53	33	20
	Baitadeli	42	18	24
	Tamang	39	32	7
	Nepalbhasha (Newari)	35	28	7
	Bhojpuri	26	13	13
	Maithili	25	15	10
	Musalman	20	9	11
	Doteli	20	19	1
	Majhi	10	5	5
	Others	47	35	12

#### Annex 4: Population by ancestor language and sex, NPHC 2021

Area	Ancenstor Language	Population		
		Total	Male	Female
<b>Salyan</b>				
	Total	238515	114982	123533
	Nepali	228633	110140	118493
	Magar Kham	4133	1939	2194
	Magar Dhut	3680	1803	1877
	Khash	586	272	314
	Nepalbhasha (Newari)	262	129	133
	Avadhi	253	128	125
	Khamchi(Raute)	147	68	79
	Tharu	142	101	41
	Sanskrit	121	60	61
	Rajbanshi	72	38	34
	Hindi	70	46	24
	Maithili	63	38	25
	Baitadeli	48	29	19
	Bhojpuri	45	23	22
	Musalman	45	25	20
	Dura	28	18	10
	Sunuwar	27	11	16
	Gurung	24	16	8
	Tamang	23	20	3
	Urdu	18	7	11
	Doteli	18	18	0
	Kumal	13	6	7
	Others	64	47	17
<b>Surkhet</b>				
	Total	415126	199740	215386
	Nepali	340536	163010	177526
	Magar Dhut	39006	18503	20503
	Achhami	7797	3779	4018
	Tharu	7600	3982	3618
	Dailekhi	3865	1934	1931
	Gurung	2786	1325	1461
	Khash	2708	1409	1299
	Jumli	1896	952	944

#### Annex 4: Population by ancestor language and sex, NPHC 2021

Area	Ancenstor Language	Population		
		Total	Male	Female
	Raji	1245	636	609
	Nepalbhasha (Newari)	1057	552	505
	Hindi	966	562	404
	Doteli	939	532	407
	Magar Kham	857	413	444
	Bhojpuri	640	363	277
	Maithili	525	323	202
	Avadhi	443	238	205
	Sanskrit	413	191	222
	Tamang	320	170	150
	Baitadeli	198	145	53
	Urdu	190	98	92
	Musalman	121	78	43
	Chhantyal	114	52	62
	Rai	114	55	59
	Ghale	79	33	46
	Bajhang	78	56	22
	Bote	73	37	36
	Majhi	72	44	28
	Yakthung/Limbu	60	33	27
	Sherpa	55	23	32
	Tibetan	54	26	28
	Kumal	27	15	12
	Darchuleli	21	20	1
	Dadeldhuri	20	14	6
	Thakali	19	11	8
	Bajureli	18	8	10
	Bajjika	17	8	9
	Darai	15	8	7
	Sunuwar	14	10	4
	English	13	7	6
	Pahari	11	5	6
	Others	144	80	64
<b>Sudurpaschim</b>				
	Total	2694783	1272786	1421997
	Doteli	515970	237614	278356

#### Annex 4: Population by ancestor language and sex, NPHC 2021

Area	Ancenstor Language	Population		
		Total	Male	Female
Baitadeli		404164	190508	213656
Tharu		402367	196060	206307
Achhami		378876	174028	204848
Bajhangi		209708	98027	111681
Nepali		182076	87781	94295
Darchuleli		153245	73373	79872
Bajureli		119423	56319	63104
Ranatharu		78012	38210	39802
Dadeldhuri		74672	35160	39512
Khash		51979	25400	26579
Magar Dhut		28876	14019	14857
Dailekhi		20265	8825	11440
Magar Kham		15369	7499	7870
Jumli		11480	5382	6098
Tamang		9328	4431	4897
Hindi		8113	4466	3647
Maithili		4531	2476	2055
Avadhi		3429	1760	1669
Nepalbhasha (Newari)		3165	1614	1551
Gurung		3069	1436	1633
Raji		2445	1156	1289
Bhojpuri		1955	1039	916
Sanskrit		1941	1015	926
Byansi		1297	644	653
Urdu		1121	596	525
Musalman		944	497	447
Bhote		855	414	441
Dhuleli		731	374	357
Rai		602	300	302
Khamchi(Raute)		432	226	206
Kumal		311	168	143
Rajbanshi		242	123	119
Pahari		204	103	101
Yakthung/Limbu		200	106	94
Majhi		191	93	98
Sonaha		185	92	93



#### Annex 4: Population by ancestor language and sex, NPHC 2021

Area	Ancenstor Language	Population		
		Total	Male	Female
	Magar Kaike	168	86	82
	Bangla	147	83	64
	Marwadi	143	81	62
	Punjabi	139	72	67
	Waling/Walung	137	60	77
	Chhiling	133	60	73
	Oraon/Kudukh	122	62	60
	Tibetan	118	53	65
	Mugali	116	47	69
	Sunuwar	113	58	55
	English	106	61	45
	Sherpa	98	50	48
	Lhopa	82	34	48
	Bhujel	76	38	38
	Thakali	69	31	38
	Dura	64	32	32
	Koche	56	17	39
	Lohorung	54	26	28
	Chamling	54	26	28
	Bajjika	44	15	29
	Santhali	41	16	25
	Dungmali	38	19	19
	Dumi	30	17	13
	Mewahang	30	2	28
	Bote	28	13	15
	Bantawa	25	12	13
	Sign Language	24	10	14
	Jero/Jerung	23	7	16
	Thami	21	10	11
	Ganagai	20	6	14
	Magahi	19	12	7
	Meche	18	9	9
	Dolpali	18	8	10
	Bahing/Bayung	12	8	4
	Nachhiring	12	6	6
	Others	462	234	228

#### Annex 4: Population by ancestor language and sex, NPHC 2021

Area	Ancestor Language	Population		
		Total	Male	Female
	Not stated	150	71	79
<b>Bajura</b>				
	Total	138523	67070	71453
	Bajureli	85098	40825	44273
	Khash	47602	23291	24311
	Nepali	2763	1440	1323
	Bhote	754	362	392
	Magar Kham	484	237	247
	Jumli	449	213	236
	Achhami	391	83	308
	Bajhangsi	133	86	47
	Gurung	115	56	59
	Doteli	105	69	36
	Tharu	92	76	16
	Chhiling	91	42	49
	Musalman	91	38	53
	Baitadeli	61	48	13
	Magar Dhut	40	35	5
	Darchuleli	32	31	1
	Tamang	24	15	9
	Urdu	23	10	13
	Nepalbhasha (Newari)	20	15	5
	Maitihili	20	16	4
	Dailekhi	15	14	1
	Dadeldhuri	14	9	5
	Bhojpuri	14	8	6
	Sanskrit	14	8	6
	Others	78	43	35
<b>Bajhang</b>				
	Total	189085	88470	100615
	Bajhangsi	138762	64808	73954
	Doteli	46164	21922	24242
	Nepali	1034	503	531
	Dhuleli	731	374	357

#### Annex 4: Population by ancestor language and sex, NPHC 2021

Area	Ancenstor Language	Population		
		Total	Male	Female
Baitadeli		612	191	421
Bajureli		337	38	299
Tamang		219	96	123
Maithili		202	101	101
Jumli		146	3	143
Tharu		126	95	31
Darchuleli		121	49	72
Achhami		96	26	70
Bhote		87	44	43
Gurung		85	41	44
Nepalbhasha (Newari)		59	37	22
Dadeldhuri		45	24	21
Magar Dhut		39	21	18
Sherpa		30	14	16
Mewahang		23	1	22
Hindi		20	9	11
Sanskrit		20	8	12
Dailekhi		19	6	13
Avadhi		16	9	7
Rai		16	7	9
Khash		12	10	2
Others		52	28	24
Not stated		12	5	7
<b>Darchula</b>				
Total		133310	64424	68886
Darchuleli		111810	54127	57683
Doteli		14888	7280	7608
Nepali		2660	1516	1144
Baitadeli		1559	295	1264
Byansi		1279	630	649
Hindi		189	20	169
Tharu		187	166	21
Magar Dhut		153	81	72
Bajhangi		126	44	82
Dailekhi		106	46	60

#### Annex 4: Population by ancestor language and sex, NPHC 2021

Area	Ancenstor Language	Population		
		Total	Male	Female
	Dadeldhuri	59	24	35
	Tamang	38	25	13
	Sanskrit	35	15	20
	Achhami	34	25	9
	Avadhi	30	21	9
	Maithili	26	23	3
	English	20	19	1
	Bajureli	19	14	5
	Gurung	16	8	8
	Bhojpuri	15	14	1
	Nepalbhasha (Newari)	12	8	4
	Khash	12	7	5
	Others	37	16	21
<b>Baitadi</b>				
	Total	242157	113864	128293
	Baitadeli	233281	110407	122874
	Doteli	4651	2135	2516
	Darchuleli	1492	191	1301
	Nepali	1239	615	624
	Bajhangsi	539	69	470
	Dadeldhuri	265	58	207
	Tharu	165	99	66
	Sanskrit	133	65	68
	Hindi	79	27	52
	Achhami	47	32	15
	Magar Dhut	44	34	10
	Maithili	40	19	21
	Khash	28	28	0
	Bajureli	21	9	12
	Bhojpuri	20	14	6
	Rai	19	13	6
	Tamang	14	9	5
	Magar Kaike	14	5	9
	Magar Kham	12	7	5
	Others	54	28	26

#### Annex 4: Population by ancestor language and sex, NPHC 2021

Area	Ancenstor Language	Population		
		Total	Male	Female
<b>Dadeldhura</b>				
	Total	139602	65893	73709
	Doteli	55727	26217	29510
	Dadeldhuri	37816	17582	20234
	Baitadeli	17555	8130	9425
	Bajhangsi	11621	5514	6107
	Nepali	5890	2976	2914
	Darchuleli	2993	1427	1566
	Magar Kham	2421	1181	1240
	Magar Dhut	2209	1098	1111
	Achhami	1304	590	714
	Khamchi(Raute)	419	222	197
	Bajureli	319	167	152
	Tharu	208	149	59
	Dailekhi	183	81	102
	Sanskrit	177	91	86
	Hindi	118	66	52
	Maithili	100	60	40
	Nepalbhasha (Newari)	91	55	36
	Gurung	66	47	19
	Tamang	45	33	12
	Bhojpuri	44	28	16
	Rai	22	14	8
	Jumli	21	13	8
	Avadhi	17	13	4
	Thami	15	8	7
	Kumal	12	12	0
	Others	209	119	90
<b>Doti</b>				
	Total	204831	93604	111227
	Doteli	183394	82469	100925
	Nepali	7367	3935	3432
	Magar Kham	4690	2348	2342
	Magar Dhut	1873	980	893
	Achhami	1536	628	908

#### Annex 4: Population by ancestor language and sex, NPHC 2021

Area	Ancenstor Language	Population		
		Total	Male	Female
	Baitadeli	1513	814	699
	Bajhangsi	777	354	423
	Dadeldhuri	662	292	370
	Khash	408	199	209
	Bajureli	372	238	134
	Tharu	332	232	100
	Darchuleli	305	220	85
	Nepalbhasha (Newari)	228	126	102
	Tamang	205	126	79
	Maithili	173	109	64
	Hindi	159	115	44
	Sanskrit	159	74	85
	Gurung	156	75	81
	Magar Kaike	112	62	50
	Tibetan	87	41	46
	Dailekhi	79	35	44
	Avadhi	42	18	24
	Rai	39	24	15
	Yakthung/Limbu	38	21	17
	Bhojpuri	24	13	11
	Chamling	13	6	7
	Sherpa	13	7	6
	Others	75	43	32
<b>Achham</b>				
	Total	228852	105319	123533
	Achhami	218823	101498	117325
	Doteli	2290	786	1504
	Nepali	1737	881	856
	Bajureli	1480	188	1292
	Dailekhi	1131	102	1029
	Magar Kham	1092	531	561
	Magar Dhut	556	305	251
	Tharu	252	189	63
	Baitadeli	205	153	52
	Jumli	145	22	123

#### Annex 4: Population by ancestor language and sex, NPHC 2021

Area	Ancenstor Language	Population		
		Total	Male	Female
	Bajhangsi	141	58	83
	Urdu	139	67	72
	Hindi	116	89	27
	Sanskrit	70	51	19
	Majhi	69	32	37
	Maithili	66	50	16
	Darchuleli	66	52	14
	Rajbanshi	63	33	30
	Tamang	54	34	20
	Dadeldhuri	50	30	20
	Nepalbhasha (Newari)	46	26	20
	Musalman	46	28	18
	Avadhi	42	27	15
	Rai	41	28	13
	Bhojpuri	26	16	10
	Khash	17	3	14
	Gurung	14	8	6
	English	11	4	7
	Ganagai	11	3	8
	Yakthung/Limbu	11	7	4
	Others	42	18	24
<b>Kailali</b>				
	Total	904666	433456	471210
	Tharu	327342	159190	168152
	Doteli	141080	65793	75287
	Achhami	140353	63896	76457
	Nepali	108458	52280	56178
	Baitadeli	27286	13666	13620
	Bajhangsi	23873	11768	12105
	Ranatharu	20581	10230	10351
	Magar Dhut	19325	9414	9911
	Bajureli	17988	8626	9362
	Dailekhi	13935	6410	7525
	Dadeldhuri	12601	6150	6451
	Jumli	9721	4658	5063

#### Annex 4: Population by ancestor language and sex, NPHC 2021

Area	Ancenstor Language	Population		
		Total	Male	Female
Darchuleli		6869	3480	3389
Magar Kham		6324	3035	3289
Hindi		5541	3118	2423
Khash		3388	1609	1779
Maithili		3347	1804	1543
Avadhi		3038	1558	1480
Raji		2333	1103	1230
Tamang		1972	948	1024
Nepalbhasha (Newari)		1902	949	953
Bhojpuri		1443	742	701
Gurung		1074	504	570
Urdu		869	464	405
Sanskrit		840	458	382
Musalman		713	381	332
Rai		352	164	188
Kumal		278	145	133
Pahari		145	79	66
Rajbanshi		142	71	71
Punjabi		122	63	59
Waling/Walung		114	49	65
Marwadi		112	65	47
Yakthung/Limbu		76	40	36
Sunuwar		70	37	33
English		64	34	30
Thakali		60	27	33
Lohorung		53	26	27
Koche		41	11	30
Bangla		40	24	16
Chamling		38	18	20
Santhali		38	15	23
Lhopa		35	16	19
Chhiling		33	12	21
Dura		30	16	14
Bajjika		23	6	17
Majhi		22	14	8
Sherpa		21	10	11



#### Annex 4: Population by ancestor language and sex, NPHC 2021

Area	Ancenstor Language	Population		
		Total	Male	Female
	Jero/Jerung	20	7	13
	Sign Language	19	9	10
	Dungmali	18	8	10
	Dumi	17	12	5
	Tibetan	17	7	10
	Meche	16	8	8
	Dolpali	16	8	8
	Mugali	13	8	5
	Bhujel	13	8	5
	Oraon/Kudukh	12	4	8
	Magar Kaike	12	6	6
	Magahi	11	7	4
	Others	253	128	125
	Not stated	124	60	64
<b>Kanchanpur</b>				
	Total	513757	240686	273071
	Baitadeli	122092	56804	65288
	Tharu	73663	35864	37799
	Doteli	67671	30943	36728
	Ranatharu	57412	27966	29446
	Nepali	50928	23635	27293
	Bajhangsi	33736	15326	18410
	Darchuleli	29557	13796	15761
	Dadeldhuri	23160	10991	12169
	Achhami	16292	7250	9042
	Bajureli	13789	6214	7575
	Tamang	6757	3145	3612
	Dailekhi	4794	2131	2663
	Magar Dhut	4637	2051	2586
	Hindi	1885	1018	867
	Gurung	1539	693	846
	Jumli	982	463	519
	Nepalbhasha (Newari)	802	393	409
	Maithili	557	294	263
	Khash	512	253	259

#### Annex 4: Population by ancestor language and sex, NPHC 2021

Area	Ancenstor Language	Population		
		Total	Male	Female
	Sanskrit	493	245	248
	Bhojpuri	367	203	164
	Magar Kham	342	157	185
	Avadhi	235	110	125
	Sonaha	182	91	91
	Oraon/Kudukh	110	58	52
	Rai	109	47	62
	Raji	107	49	58
	Mugali	99	38	61
	Bangla	98	51	47
	Majhi	90	39	51
	Musalman	90	47	43
	Urdu	86	54	32
	Yakthung/Limbu	58	26	32
	Pahari	56	24	32
	Bhujel	48	20	28
	Rajbanshi	31	15	16
	Lhopa	31	15	16
	Marwadi	30	16	14
	Dura	29	13	16
	Magar Kaike	27	12	15
	Sunuwar	21	8	13
	Dungmali	20	11	9
	Sherpa	19	9	10
	Waling/Walung	17	8	9
	Bote	16	5	11
	Kumal	15	5	10
	Dumi	13	5	8
	Punjabi	10	7	3
	Others	132	64	68
	Not stated	11	4	7

Annex 5: Population by Religion and sex, NPHC 2021

Area and sex	Total Population	Religion									
		Hindu	Bouddha	Islam	Kirat	Christian	Prakriti	Bon	Jain	Bahai	Sikha
<b>NEPAL</b>											
Total	29164578	23677744	2393549	1483066	924204	512313	102048	67223	2398	537	1496
Male	14253551	11587529	1159790	732006	451193	240206	48527	31968	1239	234	859
Female	14911027	12090215	1233759	751060	473011	272107	53521	35255	1159	303	637
<b>KOSHI</b>											
Total	4961412	3343183	433264	208311	835486	115253	22417	2153	1027	194	124
Male	2417328	1630427	209501	102677	407733	54485	10734	1052	539	89	91
Female	2544084	1712756	223763	105634	427753	60768	11683	1101	488	105	33
<b>TAPLEJUNG</b>											
Total	120590	36717	26496	112	53328	3134	10	792	1	0	0
Male	60773	18726	13053	112	26933	1556	5	387	1	0	0
Female	59817	17991	13443	0	26395	1578	5	405	0	0	0
<b>SANKHUWASABHA</b>											
Total	158041	63889	42258	491	45581	5072	6	709	2	0	33
Male	79579	32408	20944	479	22821	2544	4	345	2	0	32
Female	78462	31481	21314	12	22760	2528	2	364	0	0	1
<b>SOLUKHUMBU</b>											
Total	104851	39573	29682	6	32295	3287	6	2	0	0	0
Male	52747	19914	14935	5	16261	1628	4	0	0	0	0
Female	52104	19659	14747	1	16034	1659	2	2	0	0	0

Annex 5: Population by Religion and sex, NPHC 2021

Area and sex	Total Population	Religion									
		Hindu	Bouddha	Islam	Kirat	Christian	Prakriti	Bon	Jain	Bahai	Sikha
<b>OKHALDHUNGA</b>											
Total	139552	90645	27923	3	18777	2123	46	35	0	0	0
Male	68080	44072	13751	2	9228	985	23	19	0	0	0
Female	71472	46573	14172	1	9549	1138	23	16	0	0	0
<b>KHOTANG</b>											
Total	175298	91508	14622	23	63459	5388	294	4	0	0	0
Male	86637	45078	7120	17	31622	2643	154	3	0	0	0
Female	88661	46430	7502	6	31837	2745	140	1	0	0	0
<b>BHOJPUR</b>											
Total	157923	73259	25335	28	57317	1909	70	4	0	1	0
Male	78211	36439	12439	26	28357	914	34	2	0	0	0
Female	79712	36820	12896	2	28960	995	36	2	0	1	0
<b>DHANKUTA</b>											
Total	150599	74642	19746	144	52325	3720	22	0	0	0	0
Male	73824	36969	9492	97	25485	1771	10	0	0	0	0
Female	76775	37673	10254	47	26840	1949	12	0	0	0	0
<b>TERHATHUM</b>											
Total	88731	45215	11991	15	29462	1846	108	94	0	0	0
Male	43581	22255	5808	11	14531	880	50	46	0	0	0
Female	45150	22960	6183	4	14931	966	58	48	0	0	0

Annex 5: Population by Religion and sex, NPHC 2021

Area and sex	Total Population	Religion									
		Hindu	Bouddha	Islam	Kirat	Christian	Prakriti	Bon	Jain	Bahai	Sikha
<b>PANCHTHAR</b>											
Total	172400	50357	21129	166	96049	4684	14	1	0	0	0
Male	85683	25446	10125	109	47733	2261	8	1	0	0	0
Female	86717	24911	11004	57	48316	2423	6	0	0	0	0
<b>ILAM</b>											
Total	279534	123533	44627	229	101192	9825	85	43	0	0	0
Male	139431	61658	21957	168	50704	4877	46	21	0	0	0
Female	140103	61875	22670	61	50488	4948	39	22	0	0	0
<b>JHAPA</b>											
Total	998054	789432	49295	33200	93648	25929	6293	75	150	0	32
Male	478509	379864	23179	16364	43958	12037	2959	37	86	0	25
Female	519545	409568	26116	16836	49690	13892	3334	38	64	0	7
<b>MORANG</b>											
Total	1148156	935450	46633	56757	76294	22648	9213	247	714	166	34
Male	557512	455917	21906	28196	35943	10526	4440	121	366	77	20
Female	590644	479533	24727	28561	40351	12122	4773	126	348	89	14
<b>SUNSARI</b>											
Total	926962	689190	33736	114416	71568	15639	2079	141	156	15	22
Male	449023	336248	15801	55801	32861	7145	1000	66	83	7	11
Female	477939	352942	17935	58615	38707	8494	1079	75	73	8	11

Annex 5: Population by Religion and sex, NPHC 2021

Area and sex	Total Population	Religion									
		Hindu	Bouddha	Islam	Kirat	Christian	Prakriti	Bon	Jain	Bahai	Sikha
<b>UDAYAPUR</b>											
Total	340721	239773	39791	2721	44191	10049	4171	6	4	12	3
Male	163738	115433	18991	1290	21296	4718	1997	4	1	5	3
Female	176983	124340	20800	1431	22895	5331	2174	2	3	7	0
<b>MADHESH</b>											
Total	6114600	5151005	135325	811878	3099	10898	1549	263	465	4	114
Male	3065751	2601040	65462	391255	1553	5254	756	119	244	3	65
Female	3048849	2549965	69863	420623	1546	5644	793	144	221	1	49
<b>SAPTARI</b>											
Total	706255	624854	12132	67782	586	455	59	1	384	2	0
Male	351368	313025	5875	31721	300	214	29	0	203	1	0
Female	354887	311829	6257	36061	286	241	30	1	181	1	0
<b>SIRAHA</b>											
Total	739953	667968	8234	61242	914	819	761	1	13	1	0
Male	363724	329845	3957	28712	459	381	362	0	7	1	0
Female	376229	338123	4277	32530	455	438	399	1	6	0	0
<b>DHANUSA</b>											
Total	867747	772128	9789	84080	256	1169	82	213	30	0	0
Male	429893	384946	4679	39419	120	572	45	98	14	0	0
Female	437854	387182	5110	44661	136	597	37	115	16	0	0

Annex 5: Population by Religion and sex, NPHC 2021

Area and sex	Total Population	Religion									
		Hindu	Bouddha	Islam	Kirat	Christian	Prakriti	Bon	Jain	Bahai	Sikha
<b>MAHOTTARI</b>											
Total	706994	584513	10953	109914	219	1137	230	0	26	0	2
Male	349159	291802	5355	51213	108	557	109	0	13	0	2
Female	357835	292711	5598	58701	111	580	121	0	13	0	0
<b>SARLAHI</b>											
Total	862470	739092	43074	76659	549	2755	311	20	1	1	8
Male	435131	375157	20970	37226	271	1336	156	7	1	1	6
Female	427339	363935	22104	39433	278	1419	155	13	0	0	2
<b>RAUTAHAT</b>											
Total	813573	616023	12241	183448	192	1630	25	11	1	0	2
Male	408403	313578	5951	87960	99	797	15	3	0	0	0
Female	405170	302445	6290	95488	93	833	10	8	1	0	2
<b>BARA</b>											
Total	763137	617344	30980	112248	326	2155	75	0	3	0	6
Male	389787	317384	14925	56221	165	1047	38	0	2	0	5
Female	373350	299960	16055	56027	161	1108	37	0	1	0	1
<b>PARSA</b>											
Total	654471	529083	7922	116505	57	778	6	17	7	0	96
Male	338286	275303	3750	58783	31	350	2	11	4	0	52
Female	316185	253780	4172	57722	26	428	4	6	3	0	44

Annex 5: Population by Religion and sex, NPHC 2021

Area and sex	Total Population	Religion									
		Hindu	Bouddha	Islam	Kirat	Christian	Prakriti	Bon	Jain	Bahai	Sikha
<b>BAGMATI</b>											
Total	6116866	4406030	1362392	48405	81687	201794	9780	5675	771	34	298
Male	3048684	2206396	666641	31735	39759	96059	4765	2749	380	17	183
Female	3068182	2199634	695751	16670	41928	105735	5015	2926	391	17	115
<b>DOLAKHA</b>											
Total	172767	114841	44923	107	9320	3539	0	37	0	0	0
Male	83720	55778	21677	94	4480	1671	0	20	0	0	0
Female	89047	59063	23246	13	4840	1868	0	17	0	0	0
<b>SINDHUPALCHOK</b>											
Total	262624	142255	108753	104	2956	6533	1523	500	0	0	0
Male	129205	69628	54020	78	1453	3032	747	247	0	0	0
Female	133419	72627	54733	26	1503	3501	776	253	0	0	0
<b>RASUWA</b>											
Total	46689	11956	33075	16	14	1606	19	3	0	0	0
Male	24035	6473	16709	14	10	819	8	2	0	0	0
Female	22654	5483	16366	2	4	787	11	1	0	0	0
<b>DHADING</b>											
Total	325710	230315	66000	1320	1396	24578	1249	843	0	0	9
Male	159048	112408	32134	759	683	12029	616	415	0	0	4
Female	166662	117907	33866	561	713	12549	633	428	0	0	5



Annex 5: Population by Religion and sex, NPHC 2021

Area and sex	Total Population	Religion									
		Hindu	Bouddha	Islam	Kirat	Christian	Prakriti	Bon	Jain	Bahai	Sikha
<b>NUWAKOT</b>											
Total	263391	150074	100436	515	5511	6704	38	107	0	2	4
Male	128998	73805	48995	308	2691	3129	17	51	0	1	1
Female	134393	76269	51441	207	2820	3575	21	56	0	1	3
<b>KATHIMANDU</b>											
Total	2041587	1602377	332340	26339	29291	48126	1063	1175	687	21	168
Male	1035726	816627	163085	17775	14235	22454	513	581	339	11	106
Female	1005861	785750	169255	8564	15056	25672	550	594	348	10	62
<b>BHAKTAPUR</b>											
Total	432132	373382	42900	2102	4941	8712	47	46	2	0	0
Male	218418	189377	21102	1458	2371	4055	29	25	1	0	0
Female	213714	184005	21798	644	2570	4657	18	21	1	0	0
<b>LALITPUR</b>											
Total	551667	412050	94738	4040	13539	26568	320	244	65	11	92
Male	277131	208554	46662	2792	6413	12362	147	114	33	5	49
Female	274536	203496	48076	1248	7126	14206	173	130	32	6	43
<b>KAVREPALANCHOK</b>											
Total	364039	230460	123371	681	594	7664	1256	11	0	0	2
Male	178909	114017	59866	519	373	3499	628	5	0	0	2
Female	185130	116443	63505	162	221	4165	628	6	0	0	0

Annex 5: Population by Religion and sex, NPHC 2021

Area and sex	Total Population	Religion									
		Hindu	Bouddha	Islam	Kirat	Christian	Prakriti	Bon	Jain	Bahai	Sikha
<b>RAMECHHAP</b>											
Total	170302	120330	40644	48	5365	3549	291	75	0	0	0
Male	80824	57244	19058	37	2675	1636	140	34	0	0	0
Female	89478	63086	21586	11	2690	1913	151	41	0	0	0
<b>SINDHULI</b>											
Total	300026	204733	80778	315	6638	5515	2024	23	0	0	0
Male	147065	100519	39367	222	3289	2669	986	13	0	0	0
Female	152961	104214	41411	93	3349	2846	1038	10	0	0	0
<b>MAKWANPUR</b>											
Total	466073	227095	204592	3240	1518	28543	806	261	8	0	10
Male	233816	115215	101240	1921	776	14111	410	130	3	0	10
Female	232257	111880	103352	1319	742	14432	396	131	5	0	0
<b>CHITAWAN</b>											
Total	719859	586162	89842	9578	604	30157	1144	2350	9	0	13
Male	351789	286751	42726	5758	310	14593	524	1112	4	0	11
Female	368070	299411	47116	3820	294	15564	620	1238	5	0	2
<b>GANDAKI</b>											
Total	2466427	2027990	284642	22361	2968	58315	16635	53405	39	25	47
Male	1170833	962467	134282	12374	1616	26818	7845	25365	22	12	32
Female	1295594	1065523	150360	9987	1352	31497	8790	28040	17	13	15

Annex 5: Population by Religion and sex, NPHC 2021

Area and sex	Total Population	Religion									
		Hindu	Bouddha	Islam	Kirat	Christian	Prakriti	Bon	Jain	Bahai	Sikha
<b>GORKHA</b>											
Total	251027	175604	40118	3395	1281	15062	1181	14385	0	1	0
Male	118155	82433	18923	1615	703	6973	572	6935	0	1	0
Female	132872	93171	21195	1780	578	8089	609	7450	0	0	0
<b>MANANG</b>											
Total	5658	2302	2863	3	5	134	4	347	0	0	0
Male	3192	1522	1403	3	4	75	4	181	0	0	0
Female	2466	780	1460	0	1	59	0	166	0	0	0
<b>MUSTANG</b>											
Total	14452	5512	8467	27	10	272	4	160	0	0	0
Male	7934	3354	4325	22	7	145	1	80	0	0	0
Female	6518	2158	4142	5	3	127	3	80	0	0	0
<b>MIYAGDI</b>											
Total	107033	93708	8773	234	22	1629	2266	400	1	0	0
Male	52153	45581	4332	175	15	748	1106	195	1	0	0
Female	54880	48127	4441	59	7	881	1160	205	0	0	0
<b>KASKI</b>											
Total	600051	486725	74665	6217	1263	14031	1700	15358	34	15	43
Male	292791	238668	34993	3909	661	6462	800	7246	17	7	28
Female	307260	248057	39672	2308	602	7569	900	8112	17	8	15

Annex 5: Population by Religion and sex, NPHC 2021

Area and sex	Total Population	Religion									
		Hindu	Bouddha	Islam	Kirat	Christian	Prakriti	Bon	Jain	Bahai	Sikha
<b>LAMJUNG</b>											
Total	155852	97318	46045	1194	53	3864	121	7255	0	1	1
Male	74077	46189	21853	653	31	1799	58	3493	0	0	1
Female	81775	51129	24192	541	22	2065	63	3762	0	1	0
<b>TANAHU</b>											
Total	321153	270027	31245	5012	164	7392	1465	5837	4	6	1
Male	150094	126005	14638	2618	94	3369	667	2695	4	3	1
Female	171059	144022	16607	2394	70	4023	798	3142	0	3	0
<b>NAWALPARASI (BARDAGHAT SUSTA EAST)</b>											
Total	378079	329425	33280	2522	72	11365	778	635	0	0	2
Male	177887	155136	15461	1443	41	5137	372	295	0	0	2
Female	200192	174289	17819	1079	31	6228	406	340	0	0	0
<b>SYANGJA</b>											
Total	253024	218488	20041	2284	31	836	2934	8409	0	1	0
Male	116678	100692	9194	1118	19	380	1318	3957	0	0	0
Female	136346	117796	10847	1166	12	456	1616	4452	0	1	0
<b>PARBAT</b>											
Total	130887	121334	6910	618	36	773	644	572	0	0	0
Male	61678	56970	3387	353	18	363	322	265	0	0	0
Female	69209	64364	3523	265	18	410	322	307	0	0	0

Annex 5: Population by Religion and sex, NPHC 2021

Area and sex	Total Population	Religion									
		Hindu	Bouddha	Islam	Kirat	Christian	Prakriti	Bon	Jain	Bahai	Sikha
<b>BAGLUNG</b>											
Total	249211	227547	12235	855	31	2957	5538	47	0	1	0
Male	116194	105917	5773	465	23	1367	2625	23	0	1	0
Female	133017	121630	6462	390	8	1590	2913	24	0	0	0
<b>LUMBINI</b>											
Total	5122078	4525623	102098	381558	619	59056	47118	4999	59	92	856
Male	2454408	2166923	47346	188101	329	26652	22211	2327	30	38	451
Female	2667670	2358700	54752	193457	290	32404	24907	2672	29	54	405
<b>RUKUM (EAST)</b>											
Total	56786	44883	490	1	2	1968	9442	0	0	0	0
Male	27516	21710	228	1	1	952	4624	0	0	0	0
Female	29270	23173	262	0	1	1016	4818	0	0	0	0
<b>ROLPA</b>											
Total	234793	205404	4139	273	10	5612	19281	71	3	0	0
Male	109871	96132	1943	163	5	2520	9076	30	2	0	0
Female	124922	109272	2196	110	5	3092	10205	41	1	0	0
<b>PYUTHAN</b>											
Total	232019	223835	2879	778	3	578	3745	201	0	0	0
Male	104132	100342	1341	390	1	241	1724	93	0	0	0
Female	127887	123493	1538	388	2	337	2021	108	0	0	0

Annex 5: Population by Religion and sex, NPHC 2021

Area and sex	Total Population	Religion									
		Hindu	Bouddha	Islam	Kirat	Christian	Prakriti	Bon	Jain	Bahai	Sikha
<b>GULMI</b>											
Total	246494	238059	5305	543	10	504	1476	596	0	0	1
Male	112025	108010	2509	306	7	228	682	282	0	0	1
Female	134469	130049	2796	237	3	276	794	314	0	0	0
<b>ARGHAKHANCHI</b>											
Total	177086	174034	1390	1213	1	293	154	1	0	0	0
Male	80672	79230	648	579	1	138	75	1	0	0	0
Female	96414	94804	742	634	0	155	79	0	0	0	0
<b>PALPA</b>											
Total	245027	223941	13310	1514	36	2239	3978	6	1	0	2
Male	112761	102987	6085	883	21	993	1787	4	1	0	0
Female	132266	120954	7225	631	15	1246	2191	2	0	0	2
<b>NAWALPARASI (BARDAGHAT SUSTA WEST)</b>											
Total	386868	338848	13964	28028	134	4317	48	1522	1	4	2
Male	188182	165289	6478	13641	72	1975	25	698	0	2	2
Female	198686	173559	7486	14387	62	2342	23	824	1	2	0
<b>RUPANDEHI</b>											
Total	1121957	976383	42320	90744	236	7794	1944	2466	14	1	55
Male	550478	480403	19598	44677	121	3547	942	1154	7	0	29
Female	571479	495980	22722	46067	115	4247	1002	1312	7	1	26

Annex 5: Population by Religion and sex, NPHC 2021

Area and sex	Total Population	Religion									
		Hindu	Bouddha	Islam	Kirat	Christian	Prakriti	Bon	Jain	Bahai	Sikha
<b>KAPILBASTU</b>											
Total	682961	551205	5044	124376	21	1601	586	26	12	19	71
Male	334687	271336	2355	59890	11	734	298	11	6	10	36
Female	348274	279869	2689	64486	10	867	288	15	6	9	35
<b>DANG</b>											
Total	674993	643521	5959	7179	51	11977	6270	11	0	22	3
Male	320573	305631	2815	3764	28	5434	2884	8	0	8	1
Female	354420	337890	3144	3415	23	6543	3386	3	0	14	2
<b>BANKE</b>											
Total	603194	475945	4035	112546	103	9713	52	33	28	18	721
Male	296745	233255	1862	56739	54	4395	24	14	14	7	381
Female	306449	242690	2173	55807	49	5318	28	19	14	11	340
<b>BARDIYA</b>											
Total	459900	429565	3263	14363	12	12460	142	66	0	28	1
Male	216766	202598	1484	7068	7	5495	70	32	0	11	1
Female	243134	226967	1779	7295	5	6965	72	34	0	17	0
<b>KARNALI</b>											
Total	1688412	1598437	53292	3570	95	29457	3009	534	7	8	3
Male	823761	780691	25621	1958	76	13693	1443	266	7	3	3
Female	864651	817746	27671	1612	19	15764	1566	268	0	5	0

Annex 5: Population by Religion and sex, NPHC 2021

Area and sex	Total Population	Religion									
		Hindu	Bouddha	Islam	Kirat	Christian	Prakriti	Bon	Jain	Bahai	Sikha
<b>DOLPA</b>											
Total	42774	30210	11879	32	5	193	0	455	0	0	0
Male	21371	15304	5701	24	2	112	0	228	0	0	0
Female	21403	14906	6178	8	3	81	0	227	0	0	0
<b>MUGU</b>											
Total	64549	59237	4797	13	2	500	0	0	0	0	0
Male	32381	29976	2156	8	1	240	0	0	0	0	0
Female	32168	29261	2641	5	1	260	0	0	0	0	0
<b>HUMLA</b>											
Total	55394	48441	6730	0	27	196	0	0	0	0	0
Male	27886	24319	3447	0	25	95	0	0	0	0	0
Female	27508	24122	3283	0	2	101	0	0	0	0	0
<b>JUMLA</b>											
Total	118349	115149	1721	98	4	1375	1	0	0	0	1
Male	59228	57708	767	64	3	684	1	0	0	0	1
Female	59121	57441	954	34	1	691	0	0	0	0	0
<b>KALIKOT</b>											
Total	145292	144988	96	8	4	189	7	0	0	0	0
Male	72245	72095	46	6	3	92	3	0	0	0	0
Female	73047	72893	50	2	1	97	4	0	0	0	0



Annex 5: Population by Religion and sex, NPHC 2021

Area and sex	Total Population	Religion									
		Hindu	Bouddha	Islam	Kirat	Christian	Prakriti	Bon	Jain	Bahai	Sikha
<b>DAILEKH</b>											
Total	252313	241997	6949	486	20	2034	812	15	0	0	0
Male	120774	115718	3438	235	17	957	401	8	0	0	0
Female	131539	126279	3511	251	3	1077	411	7	0	0	0
<b>JAJARKOT</b>											
Total	189360	186808	584	67	2	1770	129	0	0	0	0
Male	94063	92774	303	41	2	878	65	0	0	0	0
Female	95297	94034	281	26	0	892	64	0	0	0	0
<b>RUKUM (WEST)</b>											
Total	166740	162627	1014	94	3	2043	953	0	6	0	0
Male	81091	79134	482	65	3	953	448	0	6	0	0
Female	85649	83493	532	29	0	1090	505	0	0	0	0
<b>SALYAN</b>											
Total	238515	228706	2628	290	8	6476	404	1	0	1	1
Male	114982	110421	1269	152	8	2938	191	1	0	1	1
Female	123533	118285	1359	138	0	3538	213	0	0	0	0
<b>SURKHET</b>											
Total	415126	380274	16894	2482	20	14681	703	63	1	7	1
Male	199740	183242	8012	1363	12	6744	334	29	1	2	1
Female	215386	197032	8882	1119	8	7937	369	34	0	5	0

Annex 5: Population by Religion and sex, NPHC 2021

Area and sex	Total Population	Religion									
		Hindu	Bouddha	Islam	Kirat	Christian	Prakriti	Bon	Jain	Bahai	Sikha
<b>SUDURPASCCHIM</b>											
Total	2694783	2625476	22536	6983	250	37540	1540	194	30	180	54
Male	1272786	1239585	10937	3906	127	17245	773	90	17	72	34
Female	1421997	1385891	11599	3077	123	20295	767	104	13	108	20
<b>BAJURA</b>											
Total	138523	136744	1583	120	0	75	0	0	0	1	0
Male	67070	66216	766	54	0	33	0	0	0	1	0
Female	71453	70528	817	66	0	42	0	0	0	0	0
<b>BAJHANG</b>											
Total	189085	188489	411	0	0	182	1	0	1	1	0
Male	88470	88186	193	0	0	89	1	0	1	0	0
Female	100615	100303	218	0	0	93	0	0	0	1	0
<b>DARCHULA</b>											
Total	133310	133006	137	35	3	127	0	0	0	2	0
Male	64424	64248	81	32	3	60	0	0	0	0	0
Female	68886	68758	56	3	0	67	0	0	0	2	0
<b>BAITADI</b>											
Total	242157	242053	18	23	0	62	1	0	0	0	0
Male	113864	113799	11	18	0	35	1	0	0	0	0
Female	128293	128254	7	5	0	27	0	0	0	0	0

Annex 5: Population by Religion and sex, NPHC 2021

Area and sex	Total Population	Religion									
		Hindu	Bouddha	Islam	Kirat	Christian	Prakriti	Bon	Jain	Bahai	Sikha
<b>DADELDHURA</b>											
Total	139602	137067	1879	71	0	357	214	0	0	14	0
Male	65893	64652	918	51	0	165	103	0	0	4	0
Female	73709	72415	961	20	0	192	111	0	0	10	0
<b>DOTI</b>											
Total	204831	202717	1380	114	13	295	305	0	2	5	0
Male	93604	92486	714	92	9	141	157	0	2	3	0
Female	111227	110231	666	22	4	154	148	0	0	2	0
<b>ACHHAM</b>											
Total	228852	226891	1133	313	1	387	127	0	0	0	0
Male	105319	104316	557	192	1	189	64	0	0	0	0
Female	123533	122575	576	121	0	198	63	0	0	0	0
<b>KAILALI</b>											
Total	904666	867685	11863	5775	207	18601	427	10	27	23	48
Male	433456	415671	5746	3132	104	8532	213	6	14	9	29
Female	471210	452014	6117	2643	103	10069	214	4	13	14	19
<b>KANCHANPUR</b>											
Total	513757	490824	4132	532	26	17454	465	184	0	134	6
Male	240686	230011	1951	335	10	8001	234	84	0	55	5
Female	273071	260813	2181	197	16	9453	231	100	0	79	1

cg'; P L ^ M /fli6 hgu0fgf @)^\* df sfod ePsf / @)&\* sf]glthfdf ; zfyg ePsf hfthfltx?sf]gfd

qm#	hfthfltsf]gfd @)^*	hfthfltsf]gfd @)^*	Name of caste/ ethnicity in 2011	Name of caste/ ethnicity in 2021
1	g]f/	g]fM -g]f/_	Newar	Newa:(Newar)
2	sfdl	ljZj sdf{	Kami	Bishwakarma
3	bdf0{9fjhl	kl/of/	Damai/Dholi	Pariyar
4	lnDa'	ofSy <sup>a</sup> =lnDa'	Limbu	Yakthung/Limbu
5	; fsl{	ldhf/	Sarki	Mijar
6	sfQ/L	sfQ/L÷ sZj fxf	Koiri/Kushwaha	Koiri/Kushwaha
7	syj flgof	syalgoff	Kathbaniyan	Kathbaniyan
8	; 9l	; Bl	Sudhi	Sundi
9	; tf÷; Gyfn	; Gyfn	Satar/Santhal	Santhal
10	emfu8÷wfu/	p/fj ÷s8v	Jhangad/Dhagar	Uranwa/Kudukh
11	a90{	a8xl÷ a90{	Badhaee	Badhee
12	sDxf/	sDxf÷÷sfxf/	Kumhar	Kumhar/Kohar
13	Xof]df]	Xof]df]÷of]df]kf	H yolmo	H yolmo/Yolmopa
14	a]x÷a/fdf]	a/fd÷a/fd'	Brahmu/Baramo	Baram/Baramu

cg; 'L &M /fli6 hgu0fgf @)^\* df sfod ePsf / @)&\* sf]glthfdf ; zfwg ePsf efiffx?sf]gfd

q#; =	Effiffsf]gfd @)^*	Effiffsf]gfd @)&*	Name of language in 2011	Name of language in 2021
1	g]f/l	g]kfnefiff-g]f/L_	Newar	Nepalbhasha(Newar)
2	du/	lfu/ 96	Magar	Magar Dhut
3	lnDa'	ofSy <sup>a</sup> =lnDa'	Limbu	Yakthung /Limbu
4	/fh:yfgl	df/jf8l	Rajsthani	Marwadi
5	8dl	bdl	Dumi	Dumi
6	afDah]	j fDah]	Wambule	Wambule
7	Xof]df]of]df]	Xof]df]of]df]k	H Yolmo/Yholmo	H Yolmo/Yholmopa
8	d] fxf <sup>a</sup> j fnf	d] fxf <sup>a</sup>	Mewahang	Mewahang
9	sf0s]	du/ sf0s]	Kaike	Magar Kaike
10	a/fd	j f]ns'/f÷a/fd	Baram	Balkura/Baram
11	8 <sup>a</sup> dfnl	b <sup>a</sup> dfnl	Dungmali	Dungmali
12	ln <sup>a</sup> lvd	n <sup>a</sup> lvd	Lingkhim	Lungkhim
13	vfd	du/ vfd	Kham	Magar Kham

## **Annex 8: National Population & Housing Census 2021: Caste/ethnicity, language and religion classification high level coordination committee**

Secretary, National Planning Commission:	Chairperson
Joint secretary, Ministry of Federal Affairs and General Administration:	Member
Joint secretary, Ministry of culture, Tourism and Civil aviation:	Member
Director General, Central Bureau of Statistics:	Member
Secretary, National Dalit Commission:	Member
Secretary, National Inclusion Commission:	Member
Secretary, Indigenous Nationalities Commission:	Member
Secretary, Madheshi Commission:	Member
Secretary, Tharu Commission:	Member
Secretary, Muslim Commission:	Member
Secretary, Language Commission:	Member
Deputy Director General, Social Statistics Division, Central Bureau of Statistics:	Member Secretary

The following officials attended meetings on various dates, each holding a different position:

### **As a Chairperson of the Committee**

Mr. Kewal Prasad Bhandari, Secretary, National Planning Commission

### **As a Member of the Committee**

#### **Ministry of Federal Affairs and General Administration**

Mr. Dasharath Rai, Under Secretary

#### **Ministry of culture, Tourism and Civil aviation**

Mr. Hom Prasad Luitel, Joint Secretary

Mr. Suresh Suras Shrestha, Joint Secretary

#### **Central Bureau of Statistics**

Mr. Nebin Lal Shrestha, Director General

#### **National Dalit Commission**

Mr. Nishchal Raj Pandey, Secretary

Mrs. Manita Shrestha, Under Secretary

#### **National Inclusion Commission**

Mr. Shiv Kumar Karki, Secretary

Mr. Sewanta Raj Dahal, Secretary

#### **Indigenous Nationalities Commission**

Mr. Krishna Prasad Timsina, Secretary

#### **Madheshi Commission**

Mr. Anjan Kumar Mishra, Secretary

Mr. Rudra Prasad Lamichhane, Secretary

**Tharu Commission**

Mr. Ghanshyam Upadhyaya, Under Secretary

Mr. Krishna kanta Upadhyaya, Secretary

**Muslim Commission**

Mrs. Rekha Das, Secretary

Mr. Chandi Prasad Ghimire

Mr. Sunil Niraula, Under Secretary

**Language Commission**

Mr. Jayaram Adhikari, Secretary

**As a Member-Secretary of the Steering Committee**

Dr. Hem Raj Regmi, Deputy Director General, Central Bureau of Statistics

Mr. Nebin Lal Shrestha, Deputy Chief Statistician, National Statistics office

**Core Team Groups**

Mr. Ram Prasad Thapaliya, Chief Statistician

Mr. Nebin Lal Shrestha, Deputy Chief Statistician

Dr. Hem Raj Regmi, Deputy Chief Statistician

Mr. Dhundi Raj Lamichhane, Director

Mr. Keshab Kumar Gautam, Director

Mr. Bishwa Roop Dahal, Under Secretary

Mr. Kedar Nath Paudel, Under Secretary (Account)

Mr. Nanda Lal Sapkota, Statistics officer

Mr. Deenanath Lamsal, Statistics officer

Mr. Nirajan Sharma, Statistics officer

Mr. Dol Narayan Shrestha, Computer officer

Mr. Khadga Bahadur Rana, Computer officer

Mr. Hariom Pokhrel, Statistics officer

Mr. Bishnu Raj Regmi, Statistics Assistant

Mr. Ashok Prasad Neupane, Statistics Assistant

**Publisher:**

Government of Nepal

Office of the Prime Minister and Council of Ministers

# National Statistics Office

Thapathali, Kathmandu

Tel: 5365323, 5341801, 5328406, 5345946 (47, 48) Fax No.: 977-1-5327720

E-mail: [info@cbs.gov.np](mailto:info@cbs.gov.np), Website: [www.nsonepal.gov.np](http://www.nsonepal.gov.np)

E-mail: [population@cbs.gov.np](mailto:population@cbs.gov.np), Website: [www.censusnepal.cbs.gov.np](http://www.censusnepal.cbs.gov.np)