

# *Kanyakumari District*

## *Statistical Handbook – 2015*

### Preface

### Salient Features

### District Profile


1. <u>Area &amp; opulation</u>	2. <u>Climate &amp; Rainfall</u>	3. <u>Agriculture</u>
4. <u>Irrigation</u>	5. <u>Animal Husbandary</u>	6. <u>Banking &amp; Insurance</u>
7. <u>Co-Operative Societies</u>	8. <u>Civil Supplies</u>	9. <u>Communications</u>
10. <u>Electricity</u>	11. <u>Education</u>	12. <u>Fisheries</u>
13. <u>Handloom</u>	14. <u>Handicrafts</u>	15. <u>Health &amp; Family Welfare</u>
16. <u>Housing</u>	17. <u>Industries</u>	18. <u>Factories</u>
19. <u>Local Bodies</u>	20. <u>Labour &amp; Employment</u>	21. <u>Legal services</u>
22. <u>Libraries</u>	23. <u>Mining &amp; Quarrying</u>	24. <u>Manufacturing</u>
25. <u>Medical Services</u>	26. <u>Motor Vehicles</u>	27. <u>Non-Conventional Energy</u>
28. <u>Police &amp; Prison</u>	29. <u>Public Health</u>	30. <u>Printing &amp; Publications</u>
31. <u>Prices Indices</u>	32. <u>Quality Control</u>	33. <u>Registration</u>
34. <u>Repair &amp; Services</u>	35. <u>Restaurants &amp; Hotels</u>	36. <u>Recreation &amp; Cultural Services</u>
37. <u>Social Welfare</u>	38. <u>Sanitary Services</u>	39. <u>Scientific Research Services</u>
40. <u>Storage Facilities</u>	41. <u>Textiles</u>	42. <u>Trade &amp; Commerce</u>
43. <u>Transport</u>	44. <u>Tourism</u>	45. <u>Vital Statistics</u>
46. <u>Voluntary Services</u>	47. <u>Waterworks &amp; Supply</u>	



**DEPARTMENT OF ECONOMICS AND STATISTICS**

**DISTRICT STATISTICAL HAND BOOK**

**2015**



**DEPUTY DIRECTOR OF STATISTICS**

**KANNIYAKUMARI DISTRICT**

# **OFFICERS AND STAFF ASSOCIATED WITH THIS PUBLICATION**

## **Overall Guidance and Advisors**

**Dr. V. IRAI ANBU, I.A.S.,**  
**Principal Secretary and Commissioner**  
**Department of Economics and Statistics**

## **TECHNICAL GUIDANCE**

**Thiru. C. Sinnamari, M.A.B.L.,**  
Regional Joint Director of Statistics, Thirunelveli

**Thiru. S. Paramasivan, M.A.,**  
Deputy Director of Statistics, Nagercoil

## **DATA PROCESSING**

**Thiru. K. Sathiaraj, M.A. B.Ed.,** Statistical Officer  
**Mrs. N. Ramani, M.Sc. M.Phil.,** Statistical Inspector  
**Selvi. M. Nazeema, M.Sc.,** Assistant Statistical Investigator

## **PREFACE**

*The District Statistical Hand Book is prepared and published by our Department every year. This book provides useful data across various departments in Kanniyakumari District. It contains imperative and essential statistical data on different Socio-Economic aspects of the District. This will be useful in getting a picture of Kanniyakumari's current state and analyzing what improvements can be brought further.*

*I would like to thank the respectable District Collector **Sh. SAJJANSINGH R CHAVAN, IAS** for his instructions and guidelines achieving the task of preparing the District Hand Book for the year 2014-15 and I humbly acknowledge his support without which this would have been impossible.*

*The co-operation extended by the officers of this district, by supplying the information presented in this book is gratefully acknowledged.*

*I would like to place on record my appreciation for the effort taken by the district statistical unit in compilation and computerisation of this valuable book.*

*Suggestions for improvement are most welcome*

Place: Kanniyakumari

Date : 28.12.2015



Deputy Director of Statistics,  
Nagercoil

# KANNIYAKUMARI DISTRICT MAP



## **SALIENT FEATURES OF KANYAKUMARI DISTRICT**

*Kanniyakumari District is named after the goddess 'KANYAKUMARI'. The District lies at the southern most tip of the Indian peninsula, where Indian Ocean, Arabian Sea and Bay of Bengal confluence.*

*Kanniyakumari district is the smallest district in Tamil Nadu. Even though it is the smallest in terms of area (1672/Sq.Km), the density of population is the highest 1119/Sq.Km in Tamil Nadu next to Chennai. In literacy it stands first. By its very location, the District occupies a unique place amongst the districts of Tamil Nadu. It is the only place in the entire world where one can witness both the rising and setting of the sun. It has a coastal line of 71.5 kms stretched on the three sides. This small district is famous on its vast green stretches of paddy fields, coconut groves, Rubber garden and luxurious forests and the rare earth of the western sea shore and stretched valley mountain of the Western Ghats.*

*The District is bound by Tirunelveli District on the North and the east. The South Eastern boundary is the Gulf of Mannar. On the South and the South West, the boundaries are the Indian Ocean and the Arabian Sea. On the West and North West it is bound by Kerala.*

*The district is bifurcated into two Revenue Divisions Padmanabhapuram and Nagercoil having the headquarters at Thuckalai and Nagercoil respectively. There are four Taluks, viz Vilavancode, Kalkulam, Agasteeswaram and Thovalai. This district owns four Municipalities i.e. Nagercoil, Padmanabhapuram, Colachel and Kuzhithurai and nine development blocks. Six blocks Melpuram, Munchirai, Killiyoor, Thiruvattar, Thuckalai and Kurunthencode form a part of Padmanabhapuram Development Division and the remaining three Agasteeswaram, Rajakkamangalam and Thovalai come under Nagercoil Development Division. There are 55 Town Panchayats in this district whereas there are only 529 Town Panchayats throughout the State. The District comprises in six Assembly segments and one Parliament Constituency.*

*The District is purely Agriculture oriented and its economy solely depends on Agricultural production. It is industrially very backward indeed. Based on the Topography, the District can be divided into three, mountainous terrain, plain lands and undulating valley.*

*In the hilly tracks of Western Ghats plantation crops like rubber, coffee, tea, spices, coconut, tapioca and horticultural crops like mango, pineapple and jack fruits are raised, whereas in the plain lands, paddy, banana, coconut and vegetables are grown. Paddy is the most essential food crop of the District and it's extensively cultivated in 13175 (Gross) hectares.*

*Among the commercial crops, rubber, coconut cashew and pepper occupy the major area. Dams, Government Canals, Canals fed with tank are the major sources of irrigation. Kodayar, Pattanamkal, Neyyar are the main systems of the District*

*The District has no major industry except Indian Rare Earths Ltd., Manavalakurichi, Kannya Spinning Mill, Aralvaimozhi in the co-operative sector and Nagammal Mills Nagercoil, Tapioca flour, Cape Wheat Flour Mill, Chunkankadai and coir industry, Ammandivilai and Cape wheat flour mill, Chunkankadai, in private sector. Forty two fishing centres are located in the sea shore. Next to Agriculture, people are engaged in fishing. A meager 1% of the population is engaged in handloom weaving. Coir manufacturing is also to be mentioned. Palmgur production is almost dwindled in view of scarce palmyrah climbers and reduced palmyrah crop area in this district. As a major source of private sector of employment more than 30000 female employees are employed in the cashew nut processing of roasting, shelling, peeling and gradig.*

*Kanniyakumari district has many tourist spots, which can be classified as places of interest for religious tourism, historical tourism, man made attractions, nature tourism such as water falls, bird watching and wild life sanctuaries, medical tourism and heritage tourism.*



*Kanniyakumari district has so many temples including Bagavathi Amman Temple in Kanniyakumari. Thanumalayan Temple in Suchindrum, Nagaraja Temple in Nagercoil, Valvachagostam Temple in Kattathurai, Kumarakoil in Velimalai, Bagavathi Ammankovil in Mandaicadu, Neelakandaswamy Temple and Tnevarattu Saraswathy Amman Temple in Padmanabhapuram, Vaikunda Thalamaipathy etc.*

*Similarly the Chitharal Jain Temple in Kuzhithurai, Catholic Churches, Our Lady of Ransom in Kanniyakumari, St.Xavier's in Kottar, Kathadimalai Devashayam Church in Aralvaimozhi, St. Mary's Church in Thiruvithancode, Home Church in Nagercoil, London Mission Church in Myladi, CSI Church in Marthandam and Peer Mohammad Olliyullah Durgah in Thuckalay are the places where thousands of tourists from various parts of the country used to visit daily.*

*Historical monuments of Udayagiri Fort, Tomb of Delenoy, padmanabhapuram Fort and Palace of Vattakottai and man made attractions like Clock Tower in Nagercoil, Vivekananda Rock Memorial in Kanniyakumari, Gandhi Mandapam, Kamarajar Manimandapam, Thiruvalluvar Statue, Pechiparai, Perunchani, Mukkadal Dam and Mathur Hanging Bridge and Economic Tourism such as Olakkay Water Falls, Thirparappu Falls, Wild Life Sancturies and Beach Tourism are Kanniyakumari, Vattakottai, Chothavilai, Sanguthurai, Kovalam, Muttom and Thengapattanam. The major Tourist*

*generating Countries to Kanniyakumari district are United Kingdom, United States of America, Sri Lanka, France, Germany, Japan, Italy, Malaysia, Canada, Australia and Singapore.*

*A Hydro Electric Power Generating Project is located in Kodayar and wind Mill Energy generated at Aralvaimozhi supplement the energy needs of this district.*

*It is under the consideration of the Government, to establish a Rubber Park at Chenbagaramanputhur and preliminary works commenced. It will accelerate the growth of the economy of Kanniyakumari.*

*Government Medical College Asaripallam has commenced in 2003-2004, with the strength of 100 students. This district has one Government Medical College, one Government Ayurvedic college, one Private Medical Colleges, two Private Homeopathy Medical Colleges, two Private Siddha Medical Colleges, two Private Pharmacy College, one private Dental Medical College , Two private physiotheraphy College , 19 Private Nursing Colleges, 24 Private Arts & Science Colleges, one Government Engineering College, 29 Self Finance Engineering Colleges and 13 Polytechnic Colleges, 139 Higher Secondary Schools and 125 High Schools etc. attributing nearly cent percent literacy in this district.*

A handwritten signature in blue ink, appearing to read 'S. Panamalai', with a date '28/12/15' written below it.

*Deputy Director of Statistics,  
Kanniyakumari District*

## **DISTRICT PROFILE 2014 – 15**

### ❖ GEOGRAPHICAL POSITION

- North Latitude Between : 8°-03' to 8° 35'
- East Longitude Between : 77°-15' to 77°- 36 '

### ❖ AREA & POPULATION (2011 Census)

- Area (Sq.Km.) : 1672
- Population : 1870374
  - Male : 926345
  - Female : 944029
  - Rural : 330572
  - Urban : 1539802
- Density : 1119
- Literate : 1548738
  - Male : 780541
  - Female : 768197
- Language spoken in the District : Tamil & Malayalam
- Workers : 679620
  - Male : 524629
  - Female : 154991
- Main Workers : 552658
  - Male : 446895
  - Female : 105763
- Main Cultivators : 12229
  - Male : 10619
  - Female : 1610
- Main Agricultural laborers : 51350
  - Male : 44394
  - Female : 6956

➤ <i>Main Household Industry Worker</i>	: 21078
• <i>Male</i>	: 8626
• <i>Female</i>	: 12452
➤ <i>Main Other Workers</i>	: 468001
• <i>Male</i>	: 383256
• <i>Female</i>	: 84745
➤ <i>Marginal Workers</i>	: 102816
• <i>Male</i>	: 63167
• <i>Female</i>	: 39649
➤ <i>Marginal Cultivators</i>	: 2927
• <i>Male</i>	: 2108
• <i>Female</i>	: 819
➤ <i>Marginal Agricultural laborers</i>	: 17212
• <i>Male</i>	: 13865
• <i>Female</i>	: 3347
➤ <i>Marginal Household Industry workers</i>	: 10670
• <i>Male</i>	: 2619
• <i>Female</i>	: 8051
➤ <i>Marginal Other Workers</i>	: 72007
• <i>Male</i>	: 44575
• <i>Female</i>	: 27432
➤ <i>Non Workers</i>	: 1190754
• <i>Male</i>	: 401716
• <i>Female</i>	: 789038

#### ❖ VITAL STATISTICS

➤ <i>Birth</i>	: 36056
➤ <i>Death</i>	: 14126
➤ <i>Infant Death</i>	: 185
➤ <i>Birth rate (Per 1000 Population)</i>	: 12.62
➤ <i>Death rate (Per 1000 Population)</i>	: 6.1

➤	<i>Infant Mortality rate (Per 1000 live birth)</i>	:	8.95	
➤	<i>No. of deaths of women due to problems related to child birth</i>			
•	<i>At the time of delivery</i>	:	00	
•	<i>During pregnancy</i>	:	00	
•	<i>After child birth (within 42 days)</i>	:	09	
❖	<i>TEMPERATURE (In Celsius)</i>			
➤	<i>Plans</i>			
•	<i>Maximum</i>	:	33.1	
•	<i>Minimum</i>	:	23.1	
➤	<i>Hill Station</i>			
•	<i>Maximum</i>	:	N.A	
•	<i>Minimum</i>	:	N.A	
❖	<i>RAINFALL (In mm)</i>			
➤	<i>Normal</i>			
•	<i>North East Monsoon</i>	:	496.4	
•	<i>South West Monsoon</i>	:	477.4	
➤	<i>Actual</i>			
•	<i>North East Monsoon</i>	:	495.0	
•	<i>South West Monsoon</i>	:	414.2	
❖	<i>AGRICULTURE (In. Hec.)</i>			
➤	<i>Total cultivated area (Hec.)</i>	:	83562	
➤	<i>Net area sowed (Hec.)</i>	:	75888	
➤	<i>Area sown more than once (Hec.)</i>	:	7674	
➤	<i>Area and production of Principal crops</i>			
		<i>Area '000'</i>	<i>Production in</i>	
		<i>(Hect.)</i>	<i>'000' Tonnes</i>	
•	<i>Rice (Paddy)</i>	13.62	66.70	
•	<i>Millets &amp; Other Cereals</i>	Nil	Nil	
•	<i>Pulses</i>	0.737	0.628	
•	<i>Sugarcane (In terms of gur)</i>	Nil	Nil	
•	<i>Groundnut</i>	0.002	0.004	
•	<i>Gingelly</i>	Nil	Nil	

• Cotton (bales of 170Kg lint each)	Nil	Nil
➤ Agricultural land Holdings (2010-2011)		
• Holdings (In Nos)	: 380248	
• Area (In Hec.)	: 83394.49	
• Average size of holdings (In Hec.)	: 0.21.9	
➤ FOOD CROPS		
• Name of the important food crops	: Paddy, Tapioca, Plantain	
• Important non food crops	: Coconut, Rubber	

#### ❖ IRRIGATION

➤ Net area irrigated by (Hec.)		
• Government Canals	: 8683	
• Private Canals	: NIL	
• Tanks	: 11221	
• Tube wells	: 5392	
• Other wells (Dug Wells)	: 2682	
• Other sources	: Nil	
• Total net area irrigated	: 27978	
➤ Gross area irrigated by (Hec.)	: 34432	
➤ Name of the Rivers	: Pazhayar, Thamaraparani, Mullaiyar, paraliyar,	
➤ Name of the lakes	: Nil	

#### ❖ ANIMAL HUSBANDRY

➤ Veterinary Institutions		
• Veterinary Hospitals	: 02	
• Veterinary Dispensaries	: 37	
• Clinical Centers	: 01	
• Sub Centers	: 15	
• Rural Veterinary Dispensaries	: 12	
• Mobile unit	: 02	

- *Poultry Development*
  - *Chicks Produced in hatcheries* : Nil
  - *Birds sold for breeding* : Nil
  - *Birds sold for table (for food in lakhs)* : 13.02
- *Livestock and poultry population (18<sup>th</sup> Livestock Census)*
  - *Cattle* : 89704
  - *Buffaloes* : 2509
  - *Sheep* : 1238
  - *Pigs* : 2644
  - *Goat* : 118304
  - *Poultry* : 1301908

#### ❖ *DAIRY DEVELOPMENT*

- *Daires* : 01
- *Milk chilling plans* : 01
- *No. of milk co-operative societies* : 52
- *Milk Production (Liters in Lakhs)* : 12.96

#### ❖ *FISHERIES*

- *Length of coastal line (In Kms)* : 72
- *No. of coastal blocks* : 05
- *No, of coastal centers (Landing)* : 42
- *Marine Fish production (Tonne)* : 52378
- *Inland Fish Production (Tonne)* : 9841.07

#### ❖ *FOREST*

- *Forest area* (In Hec.)
  - *Reserved forest* : 38078
  - *Reserved land* : 4772
  - *Unclassified forest* : 11305
- *Out turn of Forest produce*

- *Timber (Cum)* : Nil
- *Pulp wood (MT)* : Nil
- *Ply wood (MT)* : Nil
- *Sandalwood* : Nil
- *Rubber (MT)* : Nil
- *Bamboo* : Nil
  
- *Tea green leaves (Tonne)* : Nil
- *Wattle bark* : Nil
- *Cashew (Tonne)* : Nil

❖ *ELECTRICITY*

➤ *Generation of electricity (In M.U)*

- *Hydro* : 201.991
- *Wind mill (In Units)* : 159.580
- *Thermal* : Nil
- *Power purchased* : Nil
- *Gas Turbine* : Nil

➤ *Consumption of electricity (In M.U) K Wh*

- *Agriculture* : 1.693
- *Industry* : 42.737
- *Commercial* : 105.972
- *Domestic & Waterworks* : 490.605
- *Public lighting & Water works* : 59.779
- *Sales to licenses* : Nil
- *Sales to other states* : Nil
- *Miscellaneous (Including Hunts)* : 64.315

➤ *Rural electrification*

- *Number of pump sets energized* : 7755
- *Number of villages Electrified* : 46
- *Number of Hamlets Electrified (Incl Tribal)* : 2544



❖ <i>ENTERPRISES (Sixth Economics census)</i>	<i>Rural</i>	<i>Urban</i>
<i>No. of enterprises</i>		
• <i>With premises</i>	6367	43823
• <i>Without premises</i>	3790	9701
• <i>Inside House Hold</i>	5729	26994

❖ *INDUSTRIES*

➤ <i>No. of working factories (Registered)</i>	: 532
➤ <i>No. of man days worked (In Lakhs)</i>	: 86.02
➤ <i>No. of trade unions</i>	: 85
➤ <i>No. of strikes</i>	: Nil
➤ <i>No. of lockouts</i>	: Nil
➤ <i>Large scale industries</i>	: 149
➤ <i>Medium scale industries</i>	: 206
➤ <i>Small scale industries</i>	: 177
➤ <i>Name of the important industry in the district</i>	
1. <i>Co-operative spinning mills, Aralvaimozhi.</i>	
2. <i>Nagammal spinning mill, Nagercoil.</i>	
3. <i>Indian rare earths, Manavalkurichy.</i>	
4. <i>Flour mill &amp; Coir industry</i>	
5. <i>Fida filament pvt. ltd.</i>	
➤ <i>Name of the industrial park</i>	: Nil

❖ *KHADI & VILLAGE INDUSTRIES*

	<i>Production (Rs. in lakhs)</i>	<i>Sales (Rs. in lakhs)</i>
➤ <i>Khadi</i>		
• <i>Cotton</i>	46.44	33.46
• <i>Woollen</i>	Nil	-

• Silk	Nil	29.97
• Polyester	12.70	2.74
➤ Village industries	177.02	182.12
➤ Total	236.16	248.29

❖ *MEDICAL & HEALTH (In Nos.)*

➤ *Modern Medicine*

• Hospitals (Including T.B Hospital)	: 12
• Dispensaries	: 00
• Primary Health Centres	: 47
• Health Sub Centres	: 267
• Other Medical Institution	: Nil
• Beds in hospitals and dispensaries	: 1652
• Total Number of Doctors	: 421
• Total Number of Nurses	: 523

➤ *Indian Medicine*

• Hospitals	: 11
• Dispensaries	: 04
• Primary Health Centres	: 32
• Beds in hospitals and dispensaries	: 18
• Doctors	: 37
• Nurses	: Nil

➤ *Homeopathy*

• Hospitals & PHC	: 02
• Dispensaries	: Nil
• Beds in hospitals and dispensaries	: Nil
• Doctors	: 06
• Nurses	: Nil

❖ *EDUCATION*

➤ Universities	: 01
➤ Arts & Science Colleges	: 24
➤ Colleges for profession education (B.Ed)	: 32

➤ <i>Medicine</i>			
• <i>Allopathy</i>			: 02
• <i>Indian Medicine</i>			: 02
• <i>Homeopathy</i>			: 02
➤ <i>Engineering</i>			: 30
➤ <i>Agriculture</i>			: Nil
➤ <i>Veterinary</i>			: Nil
➤ <i>Law</i>			: Nil
➤ <i>Nursing</i>			: 19
➤ <i>Colleges for special education (Polytechnic)</i>			: 21
➤ <i>Pre primary schools</i>			: 02
➤ <i>Primary schools</i>			: 411
➤ <i>Middle schools</i>			: 110
➤ <i>High schools</i>			: 125
➤ <i>Higher secondary schools</i>			: 139
➤ <i>Teacher training institute</i>			: 18
➤ <i>ICDS</i>			: 1401
➤ <i>Private nursery</i>			: 315
➤ <i>No. of fresh entries</i>	<i>Male</i>	<i>Female</i>	<i>Total</i>
➤ <i>I to V Std.</i>	7361	9025	16386
➤ <i>No. of students passed at</i>	-	-	-
• <i>High school (X std)</i>	-	-	27215
• <i>Higher secondary school (XII std)</i>	-	-	24108
➤ <i>No. of children never enrolled in school</i>	<i>Nil</i>	<i>Nil</i>	<i>Nil</i>

#### ❖ *TRANSPORT*

➤ <i>Road Length (In Kms)</i>	
• <i>National Highways</i>	: 78.6
• <i>State Highways</i>	: 228.167
• <i>Corporation &amp; Municipalities Road</i>	: 387.116

- *Panchayat Union & Panchayat Road* : 1670.461
- *Town Panchayat Road* : 3167.773
- *Others (Forest road)* : 36.88

➤ *Registered motor vehicles*

- *Commercial* : 3401
- *Non commercial* : 22541

➤ *Railway length (In Kms)*

- *Route length*
  - *Broad Gauge* : 78
  - *Meter Gauge* : Nil
- *Track length*
  - *Broad Gauge* : 78
  - *Meter Gauge* : Nil

*No. of railway station* : 11

- *No. of sea ports* : Nil
- *No. of air ports* : Nil
- *Name of sea ports* : Nil
- *Name of air ports* : Nil
- *Name of export commodity* : *Cashew, Monazite, Flowers, Prawn, Banana, Coir Nylon fishnet, Cloves, Cashew kernels.*
- *Name of import commodity* : *Raw cashew, Wood.*
- *Meter Gauge* : Nil

❖ *COMMUNICATION*

➤ *Post & Telegraph (In Nos.)*

- *Post offices doing postal business alone* : 267
- *Post offices doing post & Telegraph business* : Nil

- *Telegraph offices* : Nil
- *Telephones*
  - *No. of Telephones in use* : 67991
  - *No. of public call offices (with ISD)* : 399
  - *No. of public call offices without ISD* : 867
  - *No. of Telephone Exchanges* : 44

❖ **CO-OPERATION**

- *Co-operative Agricultural Development Banks* : 05
- *Co-operative Credit Society* : 05
- *District Central Co-operative Banks (Incl. Branches)* : 21
- *Urban Banks (Including branches)* : 01
- *Primary Agricultural credit Societies* : 112
- *Housing co-operative societies* : 19
- *Employees co-operative Societies* : 40
- *Milk Pro. Co.op societies* : 54
- *Weavers co-operative societies* : 41
- *Industrial co-operative societies* : 16
- *Urban co-operative Credit Societies* : 03
- *Primary co-operative stores (including students co-operative societies)* : 184
- *Co-operative spinning mills* : 01
- *Co-operative marketing societies* : 03
- *Fishing co-operative societies* : 112
- *Other co-operative societies (Labour Contract)* : 04
  - *District co-operative Milk Union* : 01
  - *Institute of co-operative Management* : 01
- *District Co-operative Union* : 01
- *Agro Engineering Co-operative Society* : 02

- *Co-operative printing press* : 01
- *Co-operative training institute* : 01
- *Farmer's co-operative society* : 02
- *Non agricultural credit societies* : 01
- *Jaggery Manufacturers Co-operative societies* : 44
- *Social Welfare Co-operative societies* : 02

- *Co-operative Federation* : 03

❖ *REGISTRATION*

- *No. of registration offices* : 21
- *Aggregated value of property transferred* : 1498.12Crores
- *Total receipts* : 192.49 Crores

❖ *HOUSING*

- *No. of Tenements constructed by TN Housing Board* : Nil
- *Deputy registrar housing* : Nil
- *No. of Tenements constructed by Tamilnadu Slum Clearances Board* : Nil
- *No. of Tenements constructed by Police Housing Board* : 10
- *Deputy Registrar Housing – Rural* : Nil
- *Deputy Registrar Housing – Urban* : Nil
- *Samathuvapuram* : 03
- *Total No. of Households* :
- *SC* : 13542
- *ST* : 1088
- *Others* : 361869
- *No. of Households below Poverty Line* : 48470

❖ SOCIAL WELFARE (In Nos.)

- Old Age Pensioners : 32435
- Dr.Muthulakshmi reddy ammaiyar ninaiivu : Nil  
mahapperu udhavithittam
- Moovalur ramamirtham ammaiyar : 5929  
ninaiivu thirumana udhavi thittam
- Marriage Assistance for daughters of poor : 50  
widow
- Dr.Dharmampal ammaiyar widow re- : Nil  
marriage thittam
- Marriage assistance to orphan girls : 5

➤ Aid for Handicapped (2014-15)

- Tricycle : 170
- Wheel chair : 07
- Artificial limb : 03
- Hearing aid & solar rechargeable battery : Nil
- Caliper : 02
- C.B chair : 25
- Goggles & folding stick : Nil
- Braille watch : Nil
- Scholarship : 529
- Sewing machine : 09
- Maintenance new pattern : Nil
- Bunk-stall subsidy : 02
- Motor cycle : 23
- Assistant to deaf and dumb marriage : 02
- Assistant to ortho marriage : 08
- Hand stick : Nil
- Free bus pass : 2097

• <i>Modular artificial limp</i>	: 22
• <i>Reader allowances for blind</i>	: 22
• <i>Aid for others</i>	: Nil
• <i>Women welfare co-operative societies</i>	: 02
• <i>Training centres</i>	: 02
• <i>Mahalir Mandram I. Group &amp; Member</i>	: Nil
• <i>Women development centre (Self help groups)</i>	: 13343
• <i>Beneficiaries (Members)</i>	: 201029
• <i>Uzhavar santhai</i>	: 02
• <i>Youth self help groups</i>	: 311
• <i>Members</i>	: 5514

❖ *NUTRITIOUS MEALS PROGRAMME*

<i>Name of programme</i>	<i>Total beneficiaries</i>
➤ <i>Noon meal programme</i>	
• <i>Puratchi Thalavier MGR</i>	83385
➤ <i>Supplementary Nutrition</i>	
• <i>Programme (6 months to 36 months children)</i>	36020
• <i>Ante natal mothers</i>	:
• <i>Post natal mothers</i>	:
• <i>Old age pensioners programme</i>	:

❖ *REVENUE ADMINISTRATIVE DIVISIONS*

➤ <i>Revenue divisions</i>	: 02
➤ <i>Revenue taluks</i>	: 04
➤ <i>Revenue Firkas</i>	: 18
➤ <i>Revenue villages</i>	: 188



❖ LOCAL BODIES

➤ Corporations	: Nil
➤ Municipalities	: 04
➤ Panchayat Unions	: 09
➤ Town panchayats	: 55
➤ Village panchayats	: 95

❖ COMMUNITY DEVELOPMENT

➤ No. of development divisions	: 02
➤ No. of block covered	: 09
➤ Population covered (Lakhs)	: 18.79
➤ Area covered (In Sq. Km)	: 1672

❖ POLICE & PRISONS

➤ Police force	
• Local strength	: 1398
• Armed reserve strength	: 530
• Police stations including AWPS	: 56
• Police outposts	: 2
➤ Prisons	
• Central prisons	: Nil
• Other prisons	: 03

❖ LEGISLATURE

➤ Member of legislative assembly	
• Elected	: 06
• Nominated	: Nil
➤ Member of Parliament (Lok sabha)	: 01
➤ Member of Parliament (Rajya sabha)	: Nil

❖ *CINEMA THEATRES*

➤ *Permanent*

- *Air conditioned* : 04
- *Non air conditioned* : 08
- *Air cooled* : Nil

➤ *Open air theatre* : Nil

➤ *Semi permanent* : Nil

➤ *Touring* : Nil

❖ *BANKING & INSURANCE*

➤ *Bank offices*

- *Primary co-op banks* : 112
- *Urban banks* : 01
- *Co-operative primary agri rural development bank* : 05

➤ *Life insurance*

- *Offices* : 04
- *Policies issued* : 34955
- *Sum assured (Rs. in crores)* : 687

❖ *NATURAL RESOURCES*

➤ *Name of the minerals found in the district*

- *Major minerals* : *Illuminate, Monazite, Zircon, Rutile, Garnet, Silimanite*
- *Minor Minerals* : *Granites, Rough stone Gravel and Earth.*

❖ *GENERAL*

➤ *Name of the important pilgrim centres*

- *Arulmigu Bhagavathiamman Temple, Kanyakumari*
- *Alankaramatha Holy Church, Kannyakumari*
- *Arulmigu Thanumalyar Temple, Suchindram*

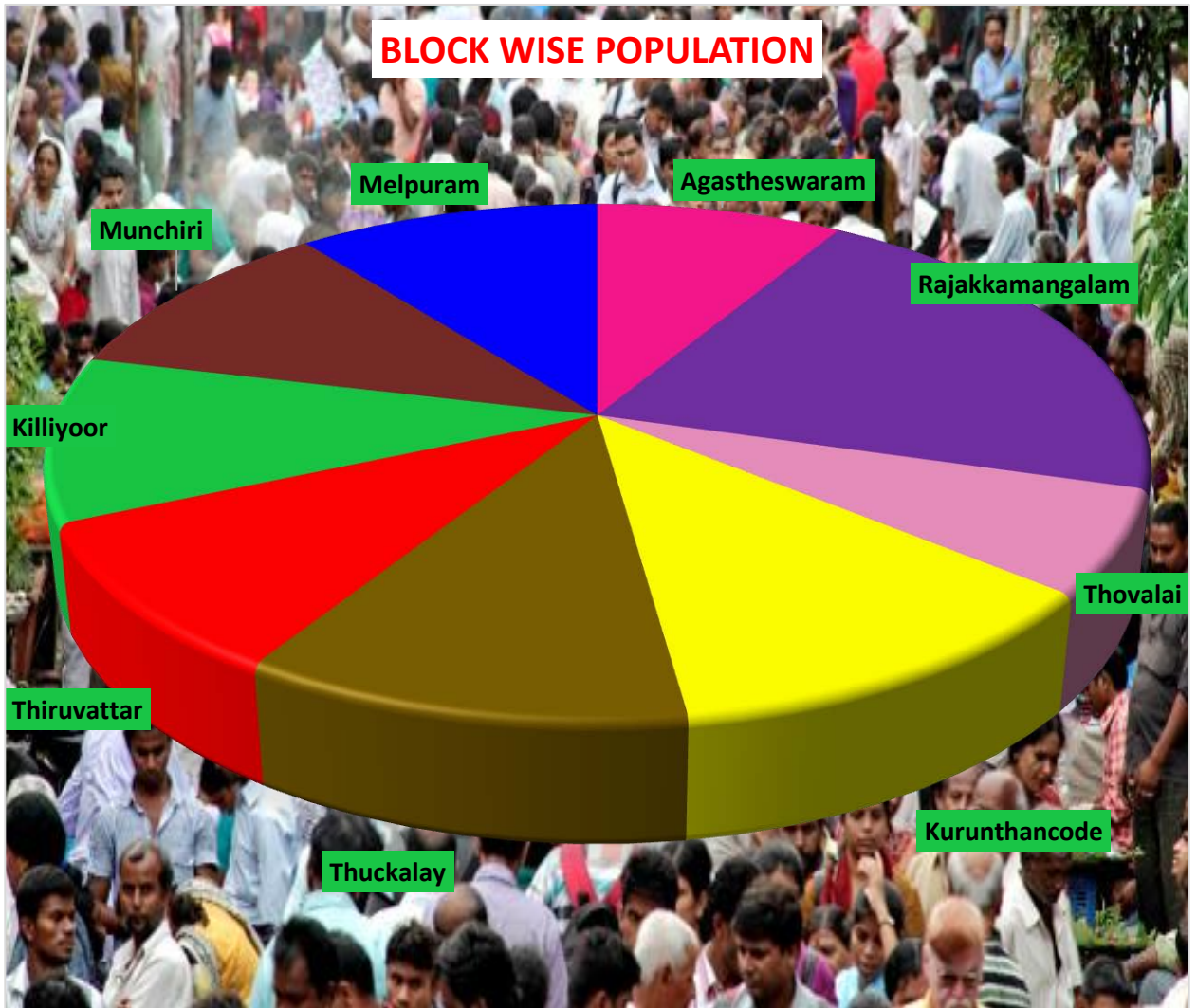
- *Arulmigu Nagaraja Temple, Nagercoil*
- *St. Xavier Church, Kottar.*
- *Peer Mohamed Oliyullah Mosque, Thuckalay*
- *Velimalai Kumarakoil*
- *Arulmigu Bhagavathiamman Temple, Mandaicaud*
- *Arul migu Jain Kovil, Chitharal*
- *Arulmigu Athikesava Temple Thiruvattur*
- *Arulmigu Balamurugan Temple , Vellimalai*
- *Arulmigu Boothalingasmy Temple, Boothapandy*
- *Idaividda Sahayamatha Kovil, Sahayapuram*
- *Iyya Vaikundasami Kovil, Swamithoppu*
- *Arul migu Madhadevar Temple, Thirparappu.*
- *Arul migu Mahadevar Kovil , Ponmanai.*
- *Arulmigu Mahadevar Kovil , Pannipagam*
- *Arulmigu Mahadevar Kovil, Thickerichi.*
- *Arulmigu Mahadevar Kovil, Thiruvidaicodu.*
- *Arulmigu Mahadevar Kovil, Melamcodu.*
- *Arulmigu Mahadevar Kovil, Kalkulam*
- *Arulmigu Mahadevar Kovil, Thiruvithamcodu*
- *Arulmigu Mahadevar Kovil, Thirupannicodu*
- *Arulmigu Mahadevar Kovil, Thirunattalam.*
- *Arulmigu Mahadevar Kovil, Munchirai*
- *Arulmigu Mahadevar Kovil, Thirunanthikarai*
- *Arulmigu Iyappasami Kovil, Vettuvanni*
- *Arulmigu Sivan Kovil, Kalliankadu*
- *Arulmigu Awayar Amman Kovil, Sathaivillai, Thazhakudy*
- *Arulmigu Esakkiamman Thirukovil, Muppanthal*
- *Arulmigu Murugan Kovil, Thoivalai.*
- *Arulmigu Pathreswari Amman Kovil, Koottalumudu*
- *Arulmigu Mathusoothanaperumal Kovil, Parakkai*
- *Muslim Mosque, Thiruvithamcode*

- *Arulmigu Thiruvalliarpathi Kovil, Thirupathisaram.*
- *Mayamma Temple, Kanyakumari*
- *Sankarachariar Temple, Kanyakumari*
- *Guganatheeswarar Temple*
- *Murugan Koil, Marungoor*
- *Name of the important tourist centres*
  - *Arul Migu Bhagavathiamman Temple Kanyakumari*
  - *Vivekananda Memorial Rock*
  - *Thiruvalluvar Statue*
  - *Gandhi Memorial*
  - *Guganataswamy Temple*
  - *Vattakottai Fort and Beach*
  - *Nagaraja Temple*
  - *Suchindram Temple*
  - *Udayagiri fort*
  - *Muttam*
  - *Chitharal*
  - *Pechiparai Dam*
  - *Perunchani Dam*
  - *Mathoor Hanging Bridge*
  - *Padmanabhapuram Palace*
  - *Ulakkaruvi Falls*
  - *Thengapattanam Beach*
  - *Thirparappu Water Falls*
  - *Thiruvattar Temple*
  - *Mondaikad Temple*
  - *Sothavilai Beach*
  - *Sanguthurai Beach*
  - *Kalikesam*
  - *Aruvikari Falls*
  - *Thuckalay Pallivasal*

## POPULATION



# BLOCK WISE POPULATION



## 1.AREA AND POPULATION

### 1.1 AREA, POPULATION, LITERATES, SC, ST – SEXWISE BY BLOCKS

YEAR: 2014 - 15

Sl. No.	Name of the Blocks/ Municipalities	Area (sq.km)	Population			Literate		
			Persons	Male	Female	Persons	Male	Female
1	2	3	4	5	6	7	8	9
1	Agastheswaram	133.12	161080	79923	81157	134270	67586	66684
2	Rajakkamangalam	120.16	166246	82532	83714	139135	70189	68946
3	Thovalai	369.07	120926	60056	60870	98890	50439	48451
4	Kurunthancode	106.85	197591	98656	98935	163288	82698	80590
5	Thuckalay	130.33	187865	93205	94660	157221	79156	78065
6	Thiruvattar	344.8	176681	88037	88644	144969	73594	71375
7	Killiyoor	82.7	171727	84824	86903	140658	70648	70010
8	Munchiri	72.01	199967	99244	100723	160165	81051	79114
9	Melpuram	271.89	197566	97106	100460	160846	81007	79839
10	Nagercoil Municipality	24.27	224849	109938	114911	194361	96454	97907
11	PadmanabapuramMu nicipality	6.47	21342	10518	10824	17911	8967	8944
12	Colachel Municipality	5.18	23227	11767	11460	18702	9534	9168
13	Kuzhithurai Municipality	5.15	21307	10539	10768	18322	9218	9104
<b>TOTAL</b>		<b>1672</b>	<b>1870374</b>	<b>926345</b>	<b>944029</b>	<b>1548738</b>	<b>780541</b>	<b>768197</b>

Source: Census of India 2011

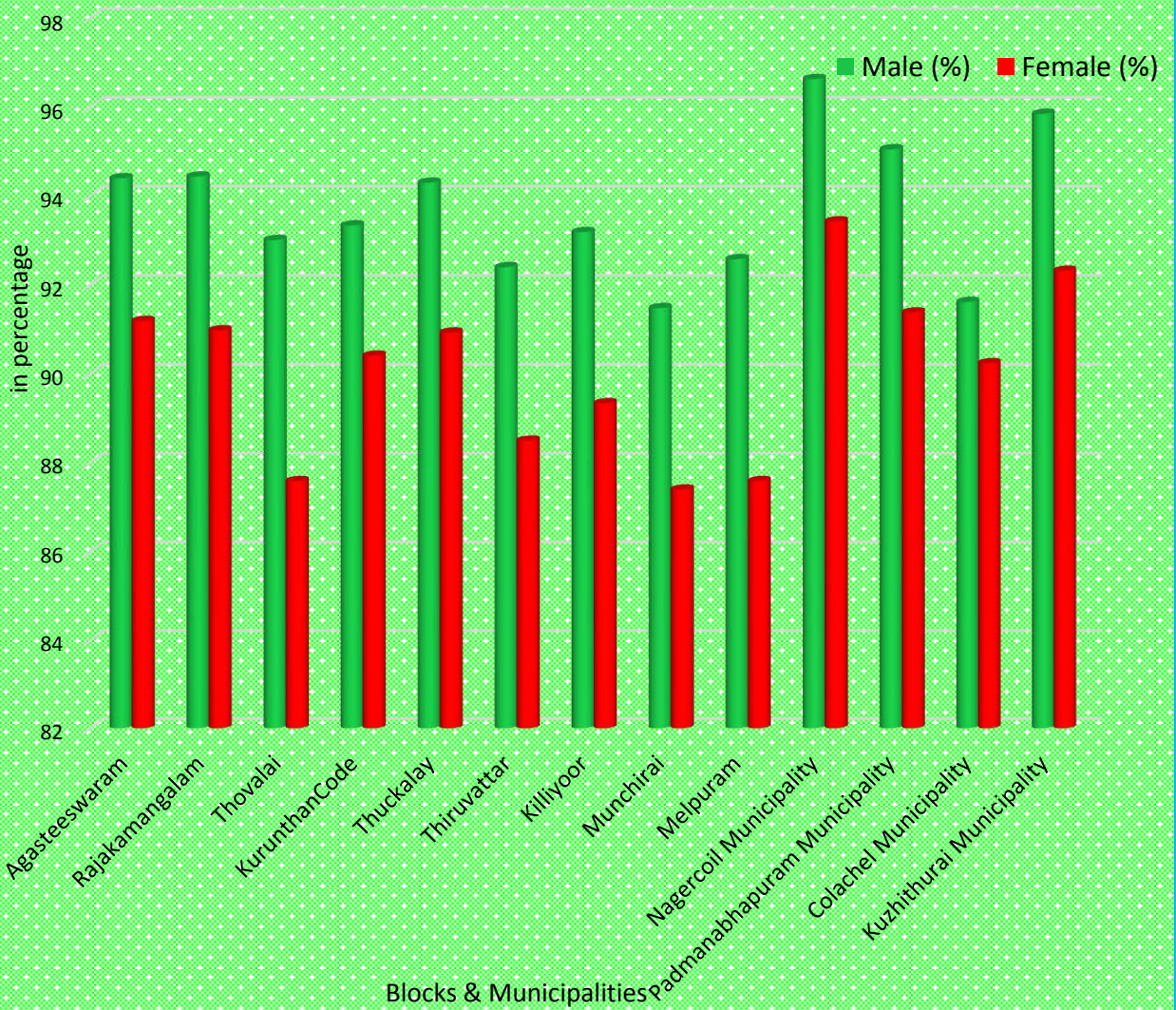
**1.1 AREA, POPULATION, LITERATES, SC, ST – SEXWISE BY BLOCKS (Contd..)**

Sl.No.	Name of the Blocks/Municipalities	Scheduled Caste			Scheduled Tribes		
		Persons	Male	Female	Persons	Male	Female
1	2	10	11	12	13	14	15
1	Agastheswaram	11981	5952	6029	459	228	231
2	Rajakkamangalam	9104	4506	4598	126	73	53
3	Thovalai	13413	6690	6723	389	198	191
4	Kurunthancode	7169	3605	3564	107	56	51
5	Thuckalay	5352	2663	2689	51	19	32
6	Thiruvattar	3126	1588	1538	2798	1361	1437
7	Killiyoor	2076	1015	1061	136	67	69
8	Munchiri	5248	2558	2690	142	75	67
9	Melpuram	4325	2139	2186	2688	1310	1378
10	Nagercoil Municipality	9427	4593	4834	381	165	216
11	Padmanabapuram Municipality	2264	1117	1147	1	0	1
12	Colachel Municipality	455	236	219	0	0	0
13	Kuzhithurai Municipality	309	155	154	4	2	2
<b>TOTAL</b>		<b>74249</b>	<b>36817</b>	<b>37432</b>	<b>7282</b>	<b>3554</b>	<b>3728</b>

**Source: Census of India 2011**



## Literacy rate among Male & Female



**1.2. POPULATION BY BROAD INDUSTRIAL  
CATEGORIES OF WORKERS**

**YEAR:2014-15**

Sl.No	Industrial Category	District		Tamil Nadu	
		Persons	% to total population	Persons	% to total population
1	2	3	4	5	6
1	Main Workers	552658	29.55	27942181	38.73
2	Marginal Workers	126962	6.79	4942500	6.85
3	Total Workers(1+2)	679620	36.34	32884681	45.58
	a) Cultivators (Main)	12229	0.65	4248457	5.89
	b) Agricultural (Main)Labourers	51350	2.75	9606547	13.32
	c) Household Industry Manufacturing, Processing, Servicing and Repairs	21078	1.13	1364893	1.89
	d) Other Workers	468001	25.02	17664784	24.48
4	Non workers	1190754	63.66	39262349	54.42
<b>Total (3+4)</b>		<b>1870374</b>	<b>100</b>	<b>72147030</b>	<b>100.00</b>

**Source: Census of India 2011**

### **1.3 POPULATION BY RELIGION**

(as per 2001 census)

**YEAR:2014-15**

SL. No.	Religions	Persons in Kanyakumari District	Persons in Tamil Nadu	Percentage(%)	
				In the District	Tamil Nadu
1	2	3	4	5	6
1	Hindus	859307	54985079	51.27	88.11
2	Muslims	70360	3470647	4.20	5.56
3	Christians	745406	3785060	44.47	6.07
4	Sikhs	31	9545	0.00	0.02
5	Buddhists	26	3265	0.00	0.01
6	Jains	77	83359	0.00	0.13
7	Other Religions	113	7525	0.01	0.01
8	Other Religions not stated	714	59344	0.04	0.10
<b>Total</b>		<b>1676034</b>	<b>62405679</b>	<b>100.00</b>	<b>100.00</b>

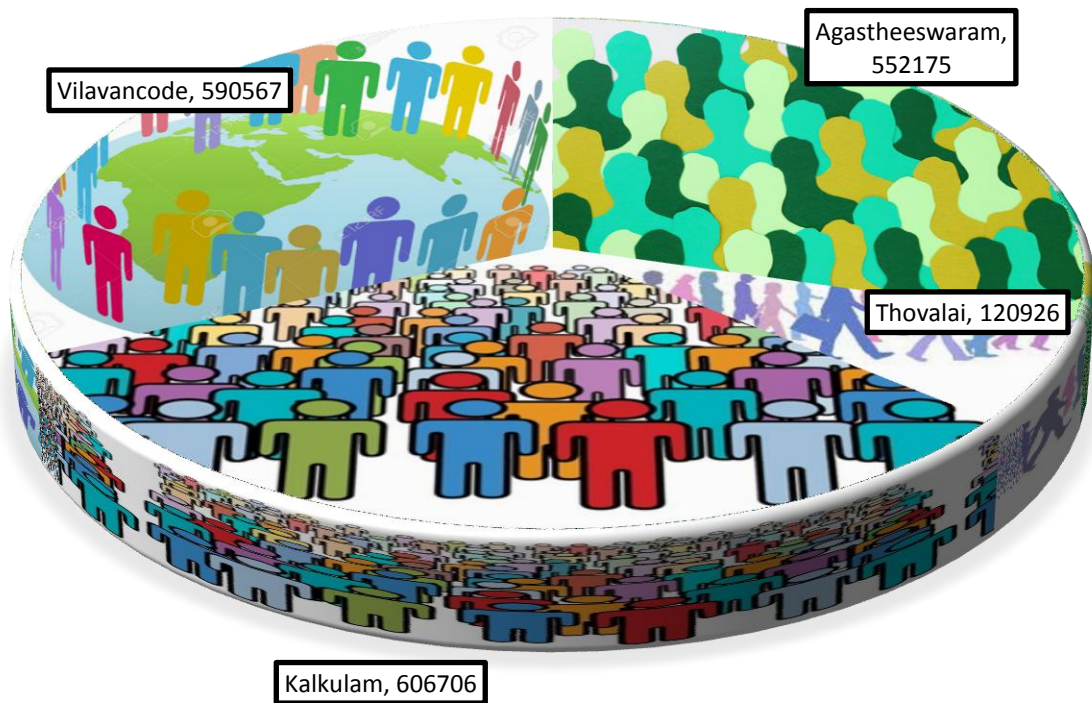
### **1.4 POPULATION BY TYPE OF DISABILITY**

**Year: 2014-15**

Sector	In Seeing	In Speech	In Hearing	In Movement	Mental
1	2	3	4	5	6
Rural	12636	1025	545	4760	1402
Urban	25879	2294	1105	8226	2767
<b>TOTAL</b>	<b>38515</b>	<b>3319</b>	<b>1650</b>	<b>12986</b>	<b>4169</b>

**Source: Census of India 2001**

## TALUK WISE POPULATION



### **1.5. POPULATION BY BROAD AGE GROUPS**

(as per 2001 census)

**YEAR:2014-15**

Sl.No	Age Groups	Persons in Districts (in'000')	Persons in Tamil Nadu (in'000')	Percent to total in	
				District	Tamil Nadu
1	2	3	4	5	6
1	0-14	419	16826	25.00	26.96
2	15-29	174	6087	10.38	9.75
3	20-24	166	5917	9.90	9.48
4	25-29	154	5520	9.19	8.85
5	30-34	125	5038	7.46	8.07
6	35-39	123	4610	7.34	7.39
7	40-44	101	4054	6.03	6.50
8	45-49	102	3480	6.09	5.58
9	50-54	78	2889	4.65	4.63
10	55-59	67	2349	4.00	3.76
11	60-64	54	1940	3.22	3.11
12	65-69	43	1468	2.57	2.35
13	70-74	31	1130	1.85	1.81
14	75-79	19	686	1.13	1.10
15	80& Above	20	441	1.19	0.71
<b>TOTAL</b>		<b>1676</b>	<b>62406</b>	<b>100.00</b>	<b>100.00</b>

**Source: Census of India 2001**

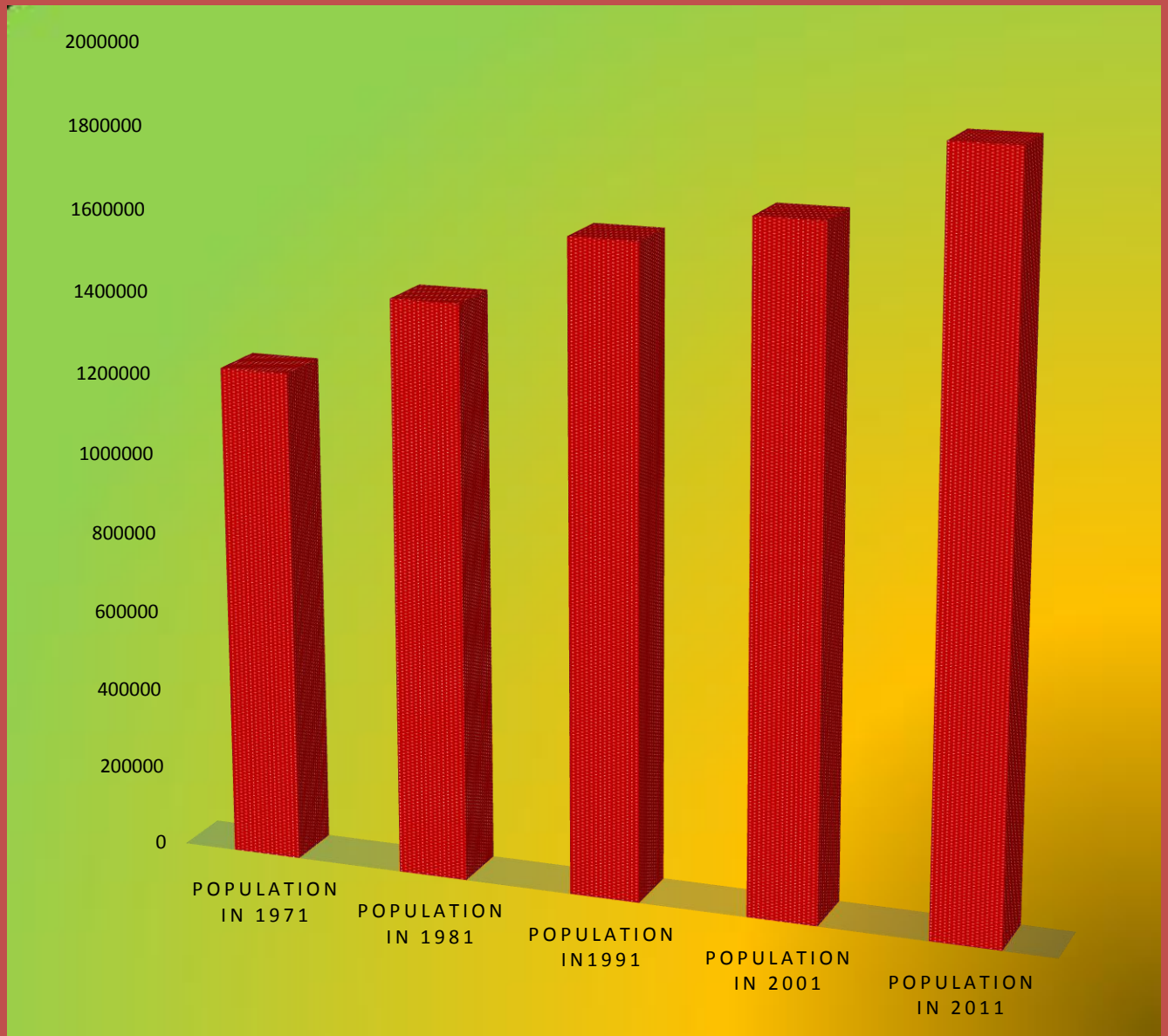
### **1.6 POPULATION OF THE DISTRICT DECENNIAL GROWTH**

**Year: 2014-15**

<b>Period (Subject to the period of availability)</b>	<b>Region</b>	<b>Population</b>	<b>Percentage Variation Since previous Census</b>
<b>1</b>	<b>2</b>	<b>3</b>	<b>4</b>
1971	Total	1222549	-
	Rural	1018144	-
	Urban	204405	-
1981	Total	1423399	16.43
	Rural	1177867	15.69
	Urban	245532	20.12
1991	Total	1600349	12.43
	Rural	1330240	12.94
	Urban	270109	10
2001	Total	1676034	4.73
	Rural	582107	(-)5.51
	Urban	1093927	304.99
2011	Total	1870374	11.17
	Rural	330572	(-)43.21
	Urban	1539802	40.76

**Source: Census of India 2011**

## COMPARISON OF POPULATION



## 1.7 SALIENT FEATURES OF 2011 CENSUS

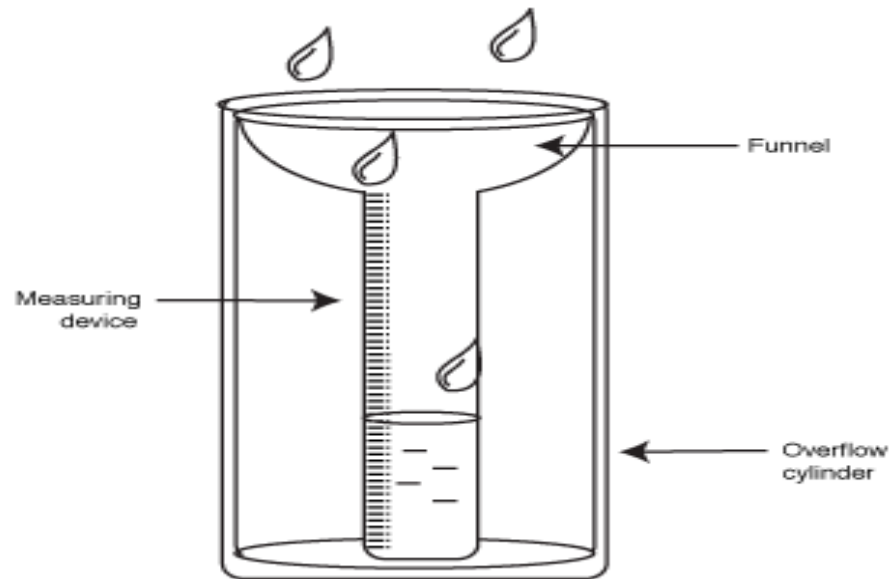
### BLOCK AND MUNICIPALITY WISE

Year: 2014-15

Sl.No.	Name of the Block/Municipality	Density per Sq. Km	Females per 1000 males	Increase in population since 2001 ( %)	Literacy rate among		S.C. Population (%)	S.T. Population (%)
					Male (%)	Female (%)		
1	2	3	4	5	6	7	8	9
1	Agasteeswaram	1210	1015	10.39	94.40	91.19	7.44	0.28
2	Rajakamangalam	1383	1014	19.11	94.44	90.98	5.48	0.07
3	Thovalai	328	1014	9.22	93.01	87.59	11.09	0.32
4	KurunthanCode	1849	1003	19.70	93.34	90.41	3.63	0.05
5	Thuckalay	1441	1016	12.32	94.30	90.93	2.85	0.03
6	Thiruvattar	512	1007	9.32	92.40	88.50	1.77	1.58
7	Killiyoor	2077	1025	9.81	93.19	89.34	1.21	0.08
8	Munchirai	2777	1015	12.83	91.48	87.40	2.62	0.07
9	Melpuram	727	1035	10.04	92.58	87.59	2.19	1.36
10	Nagercoil Municipality	9264	1045	8.01	96.63	93.43	4.19	0.17
11	Padmanabhapuram Municipality	3299	1029	6.31	95.05	91.38	10.61	0.00
12	Colachel Municipality	4484	974	-2.35	91.62	90.24	1.96	0.00
13	Kuzhithurai Municipality	4137	1022	3.92	95.85	92.32	1.45	0.02
<b>Total</b>		<b>1119</b>	<b>1019</b>	<b>11.60</b>	<b>93.65</b>	<b>89.899</b>	<b>3.96</b>	<b>0.39</b>



# RAINFALL



## 2.CLIMATE AND RAINFALL

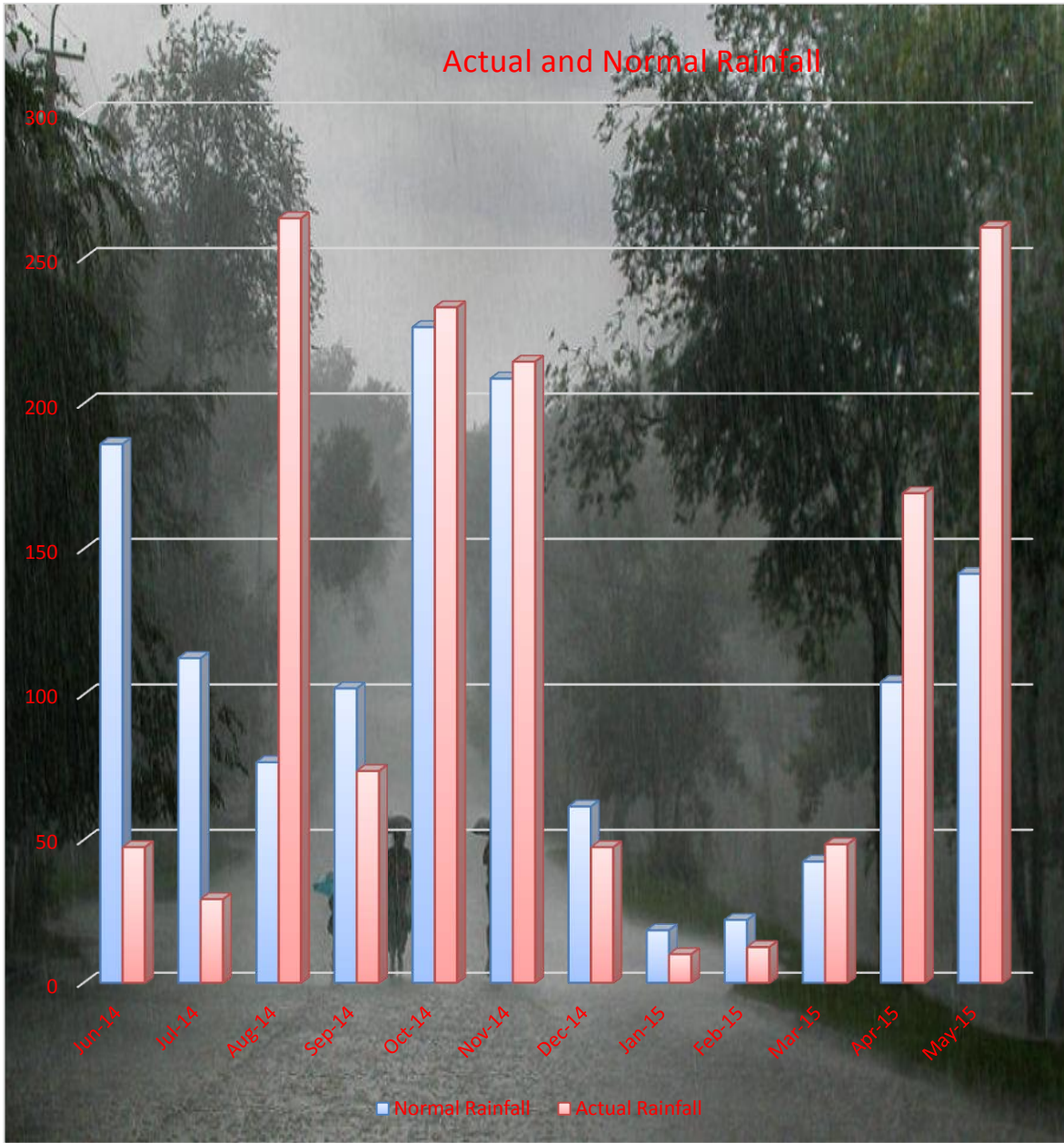
### 2.1.Temperature & Humidity At Kanniyakumari

Name of the Station: Kanniyakumari

Year: 2014 - 15

Months	Temperature in Celsius				Humidity(In %)			
	Mean Maximum		Mean Minimum		8.30 hrs.(IST)		17.30 hrs.(IST)	
	Normal	Actual	Normal	Actual	Normal	Actual	Normal	Actual
1	2	3	4	5	6	7	8	9
2014 June	30.5	32.2	24.5	24.7	81	76	77	78
July	30.4	31.7	24.2	24.4	80	75	77	76
August	30.4	31.4	23.9	24.5	80	76	78	77
September	30.6	32.1	24.3	25.0	77	72	79	76
October	30.5	31.6	24.3	24.8	78	76	79	80
November	30.2	31.8	24	24.5	77	75	75	73
December	30.2	31.7	23.8	24.5	72	68	68	68
2015 January	30.9	32.7	23.4	23.9	69	65	66	70
February	31.6	32.3	23.8	23.8	68	72	68	73
March	32.1	32.6	25	25.1	69	75	69	78
April	32.8	33.4	26.2	26.5	72	74	73	79
May	32.5	32.5	26.2	26.2	74	82	76	85

Source: Deputy Director General of Meterology, Chennai.(2013 – 14)



## 2.2 MONTHLY RAIN FALL DATA- SEASONWISE

Year: 2014-15  
(In millimeters)

Period	Normal Rainfall	Actual Rainfall
1	2	3
<b><u>1.South West Monsoon Period</u></b>		
<b>Total</b>	<b>477.4</b>	<b>414.2</b>
2014 June	186.1	47.5
July	112.5	29.3
August	76.7	263.7
September	102.1	73.7
<b><u>2.North East Monsoon Period</u></b>		
<b>Total</b>	<b>496.4</b>	<b>495.0</b>
October	226.3	233.1
November	208.6	214.4
December	61.5	47.5
<b><u>3.Winter-Period</u></b>		
<b>Total</b>	<b>40.4</b>	<b>22.5</b>
2015 January	18.4	10.0
February	22	12.5
<b><u>4.Hot-Weather Period</u></b>		
<b>Total</b>	<b>288.3</b>	<b>478.2</b>
March	42.5	48.5
April	104.3	169.2
May	141.5	260.5

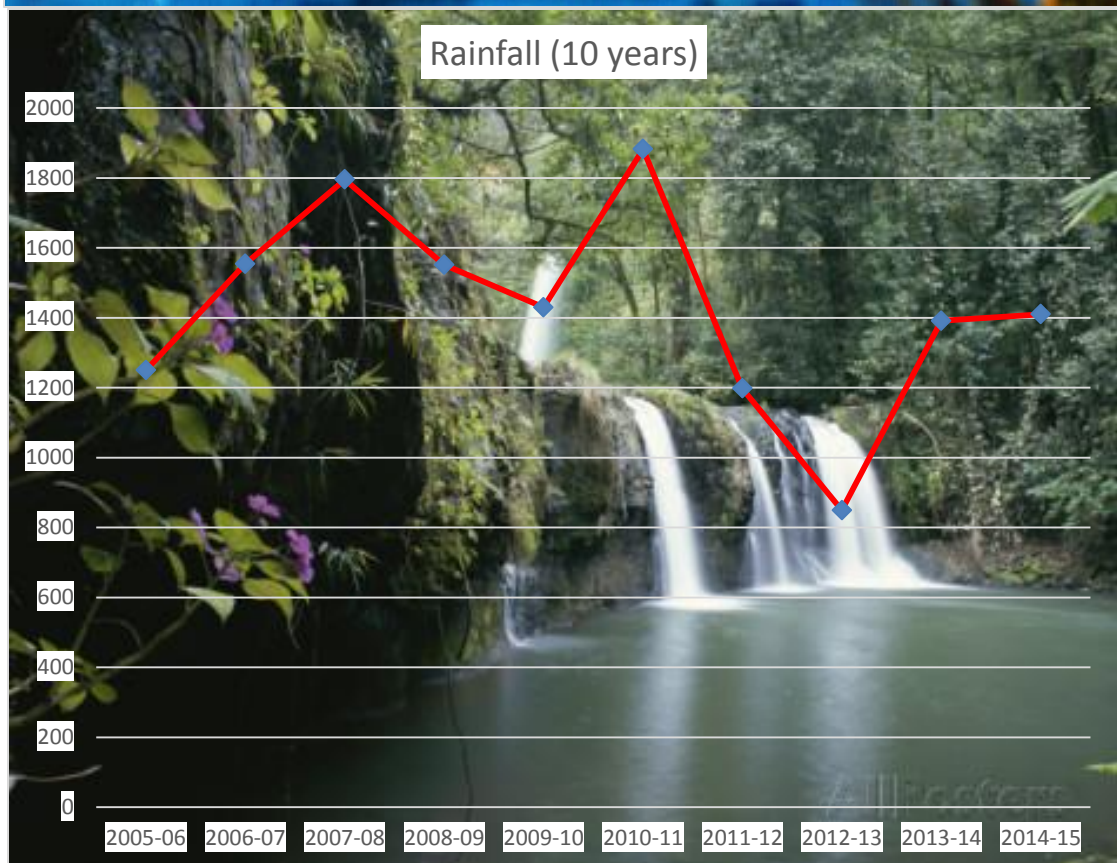
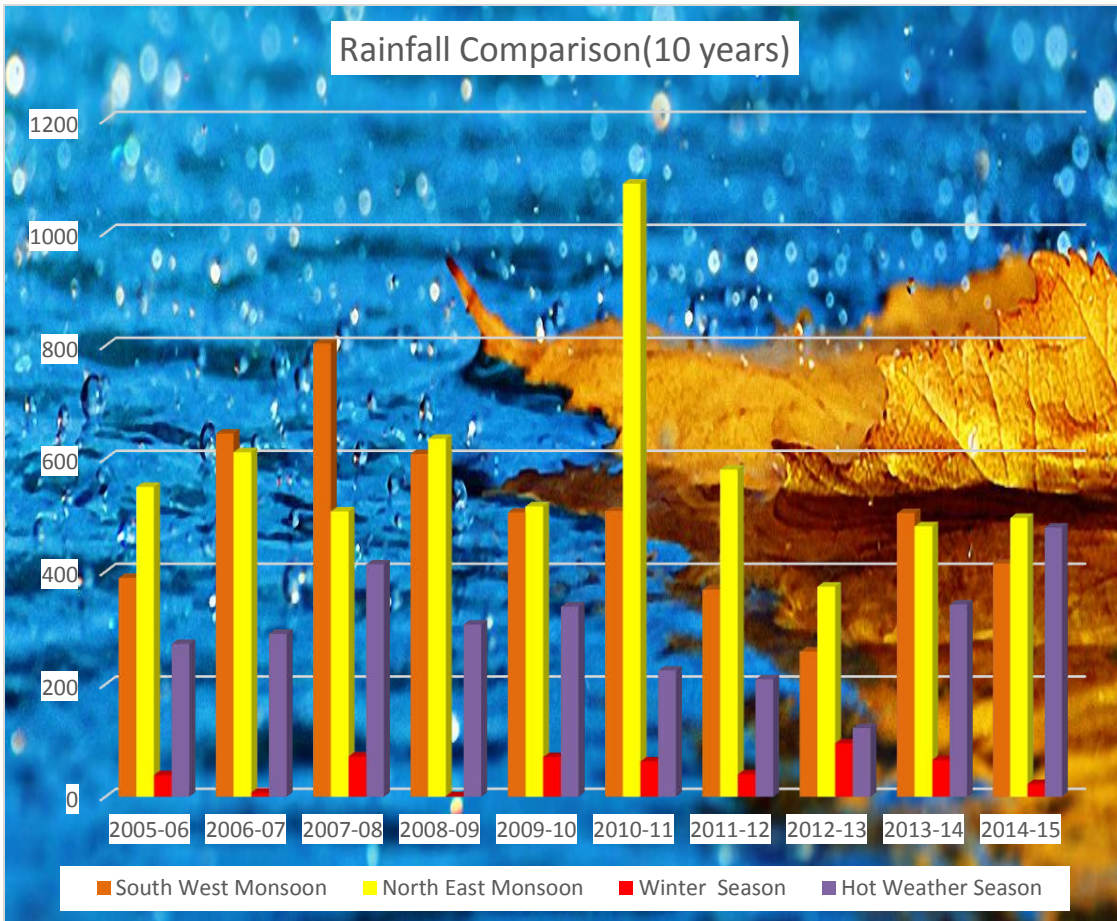
Source: Dept. of Economics & Statistics, Chennai.

**2.3 TIME SERIES DATA OF RAINFALL BY SEASONS (LAST 10 YEARS)**

Year: 2014-15

Sl. No	Year	South West Monsoon		North East Monsoon		Winter Season		Hot Weather Season		Total		% Deviation (+ or - or =) from Normal
		Normal	Actual	Normal	Actual	Normal	Actual	Normal	Actual	Normal	Actual	
1	2	3	4	5	6	7	8	9	10	11	12	13
1	2004-05	559.1	603.4	526.0	337.4	50.2	32.8	321.5	461.9	1456.8	1435.5	-1.46
2	2005-06	327.8	389.3	427.4	549.9	33.4	38.6	217.4	272.1	1006.0	1249.9	24.2
3	2006-07	327.8	644.4	427.4	611.5	33.4	7.38	217.4	290.2	1006.0	1553.9	54.42
4	2007-08	327.8	803.9	427.4	506.6	33.4	71.7	217.4	413.1	1006.0	1795.3	78.46
5	2008-09	327.8	608.6	427.4	635.2	33.4	1.2	217.4	306.3	1006.0	1551.3	54.2
6	2009-10	327.8	504.9	427.4	515.6	33.4	70.5	217.4	338.1	1006.0	1429.4	42.1
7	2010-11	327.8	507.6	427.4	1087.0	33.4	62.8	217.4	224.8	1006.0	1882.2	87.1
8	2011-12	327.8	368.2	427.4	580.8	33.4	39.7	217.4	209.1	1006.0	1197.8	19.07
9	2012-13	477.4	258.3	496.4	373.4	40.4	95	288.3	122.5	1302.5	849.2	-34.8
10	2013-14	477.4	503.6	496.4	480.3	40.4	65.4	288.3	341.8	1302.5	1391.1	6.8
11	2014-15	477.4	414.2	496.4	495.0	40.4	22.5	288.3	478.2	1302.5	1409.9	8.2

Source : Dept. of Economics and Statistics, Chennai.



# AGRICULTURE



# RUBBER PLANTATION





### 3.AGRICULTURE

#### 3.1.SOIL CLASSIFICATION

Year: 2014-15

<u>AGASTEESWARAM</u>		
Sl. No.	Type of Soil	Places in District
1	2	3
1	TypicUdipoammenta	Kanyakumari, Agasteeswaram, Thamaraikulam, Dharmapuram, Azhagappapuram, Kottaram, Mathusoothanapuram
2	TypicHapludalfs	Kanyakumari, Thamaraikulam, Kulasekarapuram, , Marungoor, Theroor, Eraviputhoor, Suchindram, Parakkai, Thengamputhur, Vadaseri, Kottaram Azhagappapuram
3	TypicUnderthents	Kanniyakumari, Agastheeswaram, Kottaram
4	FluenticDystropepts	Thamaraikulam, Kulasekarapuram, Theroor, Eraviputhoor, Suchindram, Parakkai, Thengamputhoor, Dharmapuram, Nagercoil, Neendakarai.B, Madusoothanapuram
5	TypicDyssttropepts	Marungoor, Azhappapuram, Kottaram, Vembanoor
6	UdicRdodudalfs	Ddharmapuram, Vadasery, Neendakarai.A, Neendakarai.B, Madusuthanapuram
7	UdicHapludalfs	Dharmapuram, Neendakarai.A, Neendakarai.B
8	AquicHapludalfs	Vadiveeswaram, Nagercoil, Vembanoor

**KALKULAM**

<b>Sl. No.</b>	<b>Type Of Soil</b>	<b>Places in District</b>
<b>1</b>	<b>2</b>	<b>3</b>
1	TypicDystropets	Kappiarari, Valvachagostam, Attoor, Thuckalay, Kalkulam, Kothanallur, Mecode, Aruvikarai, Thiruvattar, Ponnmanai, Aloor, Eraniel, Thalakulam, Kadiyapattanam, Manavalakurichi, Colachel Town, Colachel, Thiruvithamcode, Viyanoor, Velimalai, , Thumpodu, Churulacode, Villukuri, Kuruthencode, Lakshmipuram, Padmanabhapuram Town
2	AquicHapludalfo	Kappiarai, Valvachagostam, Thuckalai, Kalkulam, Kothanallor, Thirparappu, lloor, Eraniel, Thalakulam, Kadiapattinam, Manavalakuichi, Colachel Town, Colachel, Thiruvithamcode, Churulocode, Kurunthencode, Lakshmipuram, Padmanabhapuram Town,
3	UdicEhodudalfs	Attor, Mecode, Thiruvattar, Thirparappu, Ponmani, Kadiyapattinam, Manavalakurchi, Colachel Town, Colachel, Viyanoor, Churulode, Lakshmipuram,
4	UdicHapludalfe	Attoor, Thuckalay, Thiruvattur, Ponmani, Aloor, Kadiyapattinam, Velimalai, Thumpodu, Kurunthencode.
5	Lithic Udorthents	Mecode, kadiapattnam, Manavilakuruchi, Colachel Town, Colachel,
6	FluenticDystripepte	Lakshmipuram
7	TypicUdipsaments	Colachel Town, Colachel, Lekshmipuram

**THOVALAI**

Sl. No.	Type Of Soil	Places in District
1	2	3
1	Typic Dyatypsoils	Thovalai, Chembagramanputhooor, Thirupathisaram, Thazhakudy, Annanthapuram, Aralvaimozhi
2	Fluvisol Dystrypsoils	Thovalai, Chembagramanputhooor, Thirupathisaram, Thazhakudi, Azhagiapandipuram, Annanthapuram
3	Typic Hapludalfs	Thovalai, Chembagramanputhur, Thirupathisaram, Thazhakudi, Boothapandy, Esanthymangalam, Chiramadam, Derisanamcopu, Arumanalloor, Erachakulam, Aralvaimozhi
4	Lithic Ustorthents	Chembagramanputhooor, Boothapandy, Eesanthimangalam, Chiramadam, Derisanamcopu, Azhagiapandipuram, Erachakulam,
5	Paralithic Ustorthents	Eesanthimangalam, Chiramadam, Derisanamcopu, Azhagiapandipuram, Erachakulam,
6	Hills and forest	Chiramadam,
7	Hills	Arumanalloor, Erachakulam,
8	Udic Hapludalfs	Thovalai, Derisanamcopu, Arumanalloor, Aralvaimozhi,
9	Typic Ustropets	Aralvaimozhi

<b><u>VILAVANCODE</u></b>		
<b>Sl. No.</b>	<b>Type Of Soil</b>	<b>Places in District</b>
<b>1</b>	<b>2</b>	<b>3</b>
1	TypicDystropepts	Kollancode, Ezhudesam,Painkulam,Arudesam, Methukummal, Kunnathoor, Nalloor, Pacodu, Vilavancode, Edaycode, Arumanai, Kalial, Keezhmidalam,Midalam,Palugal, Keelkulam, Killiyoor, Nattalam, Kulapuram,Anducode, Vellamcode, Mancode, Palloor.,
2	Udihapludalfs	Kolemcode, Ezhudesam,Painkulam,Arudesam, Methukummal, Kunnathoor, Nalloor, Kezhmidalam, Killiyoor, Nattalam, Kulapuram, Vellamcode,
3	ParlithicUderthents	Kollemcode, Ezhudsam, Painkulam,Arudesam, Vilavamcode, Arumanai, Kulapuram,Anducode.
4	AuicHapludalfs	Methukumal, Kollemcode, Painkulam,Arudesam, Methukummal,Kunathoor, Nalloor, Pacode, Vilavamcode, Palukal, EdaicodeArumanai, Midalam, Keezhkulam, Killiyoor,Kulapuram, Anducode, Vellamcode,Mancode, Paluoor
5	Udichepludalfs	Nalloor, Vellamcode,
6	Lithic Udorthents	Nalloor, Vilavancode, Arumanai,Kalial, Anducode, Vellamcode, Mancode.
7	ParalithicDystropepts	Pacode, Palugal, Edaycode, Kaliyal, Anducode, Moncode,
8	Typic	Arumanai, Velamcode, Mangodu, Kaliyal
9	MallicDyestopents	Arumanai, Mangodu,Kalial

**Source: Hand Book Of Tamilnadu**

# NINEFOLD CLASSIFICATION



### 3.2 LAND UTILISATION (Area in Hectares)

Year: 2014-15

Sl. No.	Classification	Agastees waram	Rajakkaman galam	Thovalai	Kurunthan code	Thuckalay
1	2	3	4	5	6	7
1	Reserve Forest	795	0	20856	813	291
2	Barren and Uncultivable uses	535	463	1658	135	709
3	Land put to Non-Agricultural uses	4835	4575	5637	2513	3288
4	Cultivable Waste	0	0	117	1	2
5	Permanent Pastures and Other Grazing Land	101	0	2	0	0
6	Land Under Miscellaneous Tree Crops and Groves not included in Net Area Sown	96	210	72	67	7
7	Current Fallow	224	17	283	149	14
8	Other Fallow Land	105	101	267	101	39
9	Net Area Sown	7491	8207	8015	7424	9330
10	Total Geographical Area	14182	13573	36907	11203	13680
11	Gross Cropped Area	9656	9389	10448	9058	9378
12	Area sown more than once	2165	1183	2434	1634	48
13	Irrigated Area	7864	6617	7306	4326	2900

**3.2. LAND UTILISATION (contd.)**

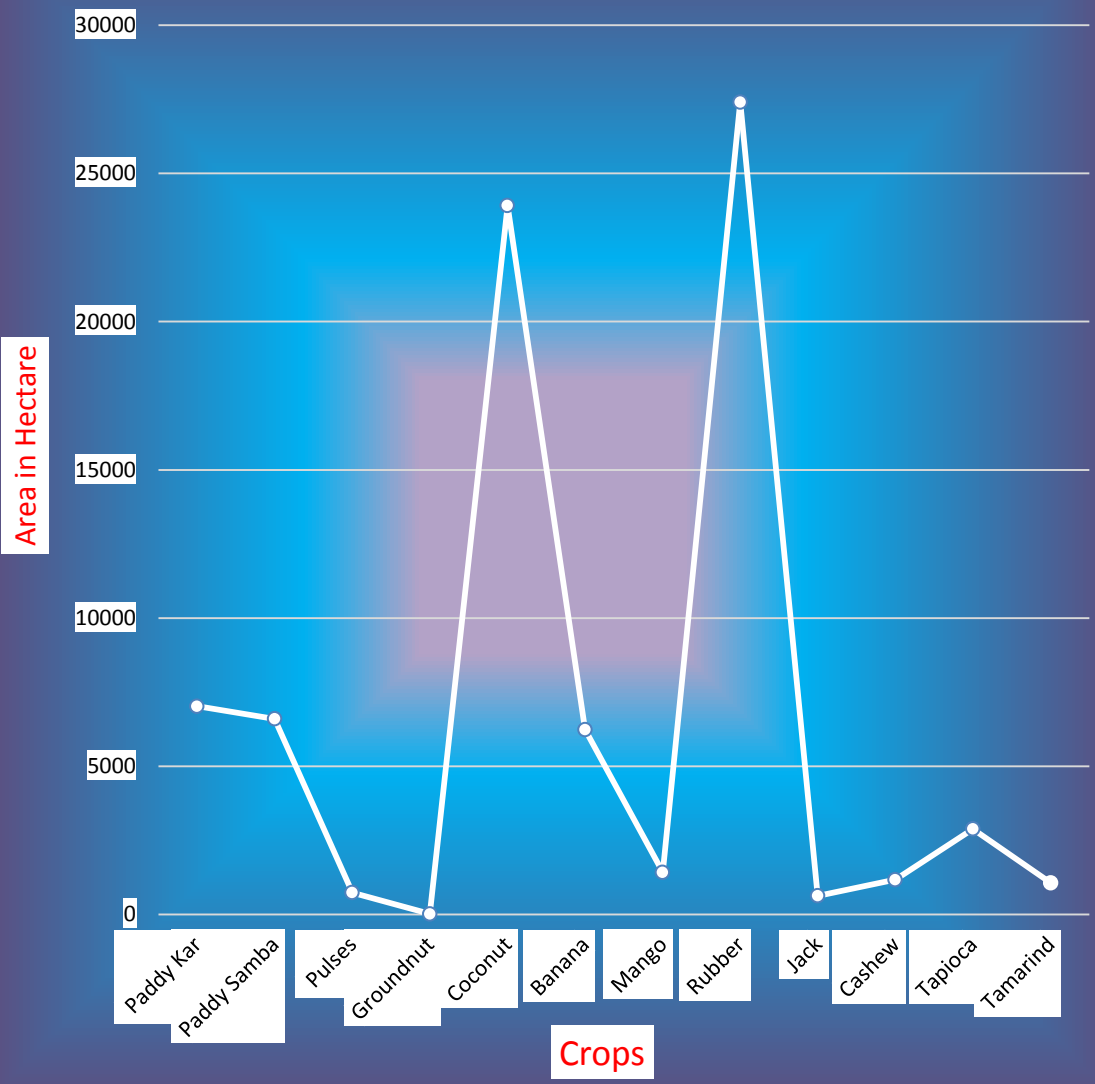
(Area in Hectares)

Year: 2014-15

Sl.No	Classification	Thiruvattar	Munchirai	Melpuram	Killiyoor	District Total
1	2	3	4	5	6	7
1	Reserve Forest	19704	0	11696	0	54155
2	Barren and Uncultivable uses	241	33	91	136	4001
3	Land put to Non-Agricultural uses	2081	1416	3107	1731	29183
4	Cultivable Waste	26	2	28	0	176
5	Permanent Pastures and Other Grazing Land	0	0	0	0	103
6	Land Under Miscellaneous Tree Crops	52	13	35	85	637
7	Current Fallow	5	238	417	423	1770
8	Other Fallow Land	25	129	306	214	1287
9	Net Area Sown	12346	5370	11509	6196	75888
10	Total Geographical Area	34480	7201	27189	8785	167200
11	Gross Cropped Area	12419	5420	11568	6225	83562
12	Area sown more than once	72	50	59	29	7674
13	Irrigated Area	1818	897	1156	1467	34350

Source: 'G' Return Fasli 1424(2014-15)

### Area of some important crops





### 3.3. AREA AND PRODUCTION OF CROPS

Year: 2014-15

Sl.No.	Crops	Area (Hec)	Production kg.	Average yield Rate Kg./hec.
1	2	3	4	5
1	<b>A.FOOD GRAINS:Cereals&amp; Millets</b>			
	a) Paddy Kar	7023	32411145	4615
	Paddy Samba	6596	34292604	5199
	b) Pulses	737	627924	852
2	<b>B.OIL SEEDS</b>			
	Groundnut	20	44260	2213
	Coconut	23917	287099668 (in No.)	12004
3	<b>C.FRUIT &amp; VEGETABLES</b>			
	Banana	6238	188967734	30293
	Mango	1422	8246178	5799
	Jack	630	14992110	23797
	Cashew	1174	334590	285
	Tapioca	2887	100969938	34974
	Tamarind	1067	2075315	1945
	Other Crop Rubber	27407	85117200 *	4200 *

\* approximate Production

Source: Season & crop Report of Tamil Nadu 2013-14 (Fasli 1423)

### 3.4. AGRICULTURAL IMPLEMENTS AND MACHINERY

YEAR: 2014-15

Sl.No.	ITEM	Year 2004 (In number)
1	2	3
1	<b>MANUALY OPERATED IMPLEMENTS</b>	
	a. Seed cum fertilizer drill	-
	b. Interculture equipment	11
	c. Rice planter	3
	d. Thresher	130
2	<b>ANIMAL OPERATED IMPLEMENTS</b>	
	a. Winnower	23
	b. Wooden plough	878
	c. Steel plough	72
	d. Cultivator	26
	e. Disk Harrow	48
	f. Seed fertilizer drill	2
	g. Leveller	78
	h. Wet land puddler	86
	i. Sugarcane crush	1
	j. Cart	150
	k. Ghanis	56
3	<b>PLANT PROTECTION EQUIPMENTS SPRAYERS/ DUSTERS OPERATED BY</b>	
	a. Manual	75
	b. Power	24
	c. Tractor	-
	d. Manual	14
	e. Animal	-
4	<b>IRRIGATION EQUIPMENTS (Water lifting devices)</b>	
	a. Diesel Engine	87
	b. Electric pump	330
	c. Drip	6
	d. Sprinklet	4

5	<b>TRACTOR AND OTHER POWER OPERATED IMPLEMENTS</b>	
	a. Agricultural power tillers	7
	b. Agricultural tractors(wheeled)	85
	c. Crawler tractor	12
	d. Mould Board plough	12
	e. Cultivator	29
	f. Disc harrow	22
	g. Rotavator	-
	h. Seed fertilizer drill	1
	i. Planter	-
	j. Leveller	1
	k .Potato diggers	-
	l. Combine harvester tractor operated	2
	m. Combine harvester self propelled	-
	n. Trailers	24
	o. Power operated paddy thresher	35
	p .Power operated wheat thresher	-
	q. Power operated Multi crops	-
r. Maize sheller	1	
s. Sugarcane crusher	-	
t. Reapers	1	
u. Rice planter	-	
6	<b>EQUIPMENTS FOR LIVESTOCK AND POULTRY</b>	
	a. Incubators/ Breeders	2
	b. Milking machine	3
	c. Hay harvesting machine(Straw reaper)	10
	d. Hay harvesting machine(Forage harvester)	8
	e. Stationary baler	-
	f. Chaff cutter( Manually)	33
	g. Chaff cutter(Animal operated)	-
h. Chaff cutter(Power operated)	-	
7	<b>HORTICULTURE TOOLS</b>	
	a. Hand tools	14436
	b. Power operated tools	-

Source: 17<sup>th</sup> quinquennial Livestock Census-2004

### 3.5.NUMBER AND AREA OF OPERATIONAL LAND HOLDINGS

Year: 2014-15

Size Class of Holdings (Hectares)	Number of operational Holdings					Area operated(Hectares)				
	S.C.	S.T.	OTHE RS	INSTI TUTIO NAL	TOTA L	S.C.	S.T.	OTHERS	INSTITU TIONAL	TOTAL
1	2	3	4	5	6	7	8	9	10	11
Below 0.5	1479	34	348738	1887	352138	195.76	1.1	48883.07	313.53	49303.4
0.5- 1.0	68	3	19705	254	20030	50.357	2.04	12968.96	184.34	13205.7
Marginal	1547	37	368443	2141	372168	246.13	3.2	61852.03	497.87	62509.1
1.0-2.0	32	0	5449	181	5662	46.42	0	7290.94	261.8	7599.11
Small	32	0	5449	181	5662	46.42	0	7290.94	261.8	7599.11
2.0 –3.0	6	0	1266	70	1342	13.57	0	3100.27	170.76	3284.58
3.0-4.0	2	0	377	60	439	7	0	1301.46	203.72	1512.17
Semi-Medium	8	0	1643	130	1781	20.57	0	4401.73	374.48	4796.74
4.0-5.0	1	0	170	24	195	4.34	0	746.8	107.99	863.45
5.0 –7.5	1	0	141	31	173	5.1	0	851.67	187.94	1044.67
7.5-10.0	0	0	59	13	72	0	0	504.59	113.65	618.21
Medium	2	0	370	68	440	9.44	0	2103.06	409.58	2526.34
10.0-20.0	0	0	62	37	99	0	0	784.58	512.47	1297.03
20.0 and above	0	0	72	26	98	0	0	2991.96	1674.22	4666.17
Large	0	0	134	62	196	0	0	3776.54	2186.7	5963.2
All Sizes	1589	37	376039	2583	380248	322.56	3.2	79424.3	3730.42	83394.5

Source: Agricultural Census 2010-2011

### **3.6.CONSUMPTION OF CHEMICAL FERTILISERS AND PESTICIDES**

**Year: 2014-15**

Fertilisers (in '000' Tonne)				Pesticides		Urea (‘000’ Tonne)
Nitrogeneous (N)	Phosphatic (P2 O5)	Pottassic (K2 O)	Total (NPK)	Dust (M.T)	Liquid (Lit.)	
1	2	3	4	5	6	7
10.273	4.169	5.079	19.521	8.220	8560	9.996

**Source: J.D . AGRICULTURE NAGERCOIL**

### **3.7. REGULATED MARKETS**

**Year: 2014 - 15**

No. of Regulated Markets	No. of Sub Regulated Markets	Quantity arrivals (‘in M.T.’) (Product wise)		Receipts (Rs.in Lakhs) (Product wise)	
1	2	3		4	
Regulated Market, Vadasery, 612 Trivandrum Road, Nagercoil	-	1.Coconut + Copra	7659.04	Coconut + Copra	15.31
		2. Tamarind	26.40	Tamarind	0.17
3. Tapioca		77.60	Tapioca	0.68	
4. Paddy		3748.35	Paddy	7.81	
5. Rubber		5061.68	Rubber	115.74	
6. Ground nut -		-	Ground nut	0.05	
7. Cashew nut		2207.55	Cashew nut	151.13	
8. Non- notified crops -		-	Non-notified - crops	53.23	
Regulated Market, Rajakkamanglam Eathamozhi& Post					
Regulated Market, PeriyapalliSalai, ThingalNager, Neyoor Post					
Regulated Market, Marthandam, Gnaramvilai, PacodePst					
Regulated Market, Kaliakkavilai, Kozhivilai Junction, Kulapuram Post					
Regulated Market, Oothukuzhivilai, Kulasekharam& Post					
		<b>Total</b>	<b>18780.62</b>	<b>Total</b>	<b>344.12</b>

**Source: Secretary(G), Kanyakumari Market Committee, Nagercoil.**

### 3.8.CROP INSURANCE SCHEME

YEAR-2014-2015

Sl.No.	Name of the Crop	Name of the Blocks notified	No. of Experiments	Premium collected	No. of Beneficiaries	Amount Sanctioned (in Lakhs.)
1	2	3	4	5	6	7
1	Banana	Thovalai	-	0.27	17	4.50
		Agastheeswaram		-	-	-
		Rajakkamangalam		-	-	-
		Kurunthencode		-	-	-
		Killiyoor		-	-	-
		Munchirai		-	-	-
		Thuckalay		1.24	55	20.71
2	Paddy	Rajakkamangalam		-	-	-
3	Paddy	Agastheeswaram	-	0.07	118	7.55
		Kurunthencode		0.08	113	7.55
		Killiyoor		-	-	-
		Thovalai		0.10	34	10.88
		Thuckalay		0.03	37	3.55
		Rajakkamangalam		0.06	141	6.48
		Melpuram		0.03	23	2.94

Source: Joint Registrar of Co-operative Societies , Nagercoil.

### **3.9 SERICULTURE**

**YEAR-2014-15**

Sl.No.	Name of the block	Area under Mulberry (in Acre)	Production of Cocoons (Kg)	Value in Rupees
1	2	3	4	5
1	Thovalai	90.70	21220.50	7214970
2	Agastheswaram	58.0	12470.00	4239800
3	Rajakkamangalam	2.75	537	182580
4	Kurunthencode	-	-	-
5	Thuckalay	1.50	-	-
6	Thiruvattar	6.00	-	-
7	Melpuram	-	-	-
8	Killiyoor	0.50	-	-
9	Munchirai	-	-	-
Total		159.45	34227.50	11637350

**Source: Assistant Director of Sericulture, Konam, Nagercoil**

# IRRIGATION





#### 4. IRRIGATION

##### 4.1 SOURCES OF WATER SUPPLY –BLOCKWISE

Year: 2014-15

Sl.No	Name of the Block	Canals		Wells used for irrigation purpose only	Tube Wells	Wells used for Domestic Purpose only	Resorvoirs	Tanks (Nos.)
		Number	Length (Km)					
1	2	3	4	5	6	7	8	9
1	Agasteeswaram	16	26	597	428	2053	0	122
2	Rajakamangalam	20	37	403	1038	2888	0	125
3	Thovalai	6	97	294	73	1394	1	272
4	Kurunthancode	1	132	521	16	3052	0	592
5	Thuckalay	3	92	48	1	3101	0	329
6	Thiruvattar	3	35	11	-	2038	2	296
7	Killiyoor	0	58	143	5	2896	0	361
8	Munchirai	2	35	90	29	3116	-	203
9	Melpuram	2	28	6	-	6247	2	323
<b>Total</b>		<b>53</b>	<b>540</b>	<b>2113</b>	<b>1590</b>	<b>26785</b>	<b>5</b>	<b>2623</b>

Source: G Return Fasli 1424 (2014-15)

**4.2. ACTUAL AREA IRRIGATED BY SOURCE****(Area in Hecteres)****Year: 2014-15**

Source	Number	Area Irrigated	
		Net	Gross
1	2	3	4
<b><u>I. Surface Water:</u></b>			
1. Canals			
i. Government Canals	53	8683	10457
ii. Private Canals	-	-	-
2. Tanks			
i. Large	41	1241	1751
ii. Small	2582	9980	13148
3. Flow Irrigation			
i. Major and Medium	-	-	-
ii. Minor	-	-	-
4. Lift Irrigation			
i. Major and Medium	-	-	-
ii. Minor	-	-	-
5. Ponds			
i. Lift Irrigation	-	-	-
ii. Minor	-	-	-
6. Other sources			
i. Lift Irrigation	-	-	-
ii. Flow Irrigation	-	-	-
<b><u>II. Ground Water</u></b>			
i. Public	-	-	-
ii. Private Tube wells	1590	5392	6380
iii. Dug wells	2113	2682	2696
others	-	-	-

**Source: G Return Fasli 1424 (2014-15).**

### 4.3 AREA IRRIGATED BY CROPS

Year: 2014-15

Sl.No.	Crop	Area(in Hect.)	Irrigated Area
1	2	3	4
1	Paddy	13175	13175
	Other Cereals	26	15
2	Pulses	1257	112
	Spices and condiments		
	1. Areca nut	351	148
	2. Cardamom	13	0
	3. Chillies	1	1
	4. Ginger	6	2
3	5. Pepper	239	5
	6. Nut meg	47	0
	7. Cloves and cinnamon	777	5
	8. Curry leaves	4	4
	9. Tamarind	957	3
4	Sugar Crops	1151	3
5	Fruits and vegetables	10880	6288
6	Fibre Crops		
	Food oil crops		
	a) Ground nut	10	1
7	b) Gingely	1	0
	c) Coconut	24233	11973
	Non food oil crops		
8	a) Neem	35	0
	b) Punnai	121	0
	Medicinal crops		
	a) Coffee	54	0
	b) Tea	199	0
9	c) Betal wine	13	10
	d) Cocoa	227	80
	e) Vanilla	7	0
	f) Thulasi	5	5
10	Manure crops	1630	9
11	Flowers	173	173
12	Grove varieties	517	29
	Other varieties		
	a) Rubber	27407	2303
13	b) Mulberry	8	3
	c) Elavan/ Ulagu	2	0
	d) Others	36	3
	<b>TOTAL</b>	<b>83562</b>	<b>34350</b>

Source: G Return Fasli 1424(2014-15)

#### 4.4 DETAILS OF DAMS, TANKS, WELLS AND BORE WELLS

Year: 2014-2015

Sl.No.	Name of the Block	Dams					Tanks			
		Catchment area	Water spread area	Height	Capacity (Million Cubic feet)	Length of canals	Water spread area	Capacity	Height	Length of canals
1	2	3	4	5	6	7	8	9	10	11
1	Peachipparai	207.2	141.17	48	4350	-	-	-	-	-
2	Perunchanni	160.2	48.65	77	2890	-	-	-	-	-
3	Chittar I	22.01	2.93	18	393	-	-	-	-	-
4	Chittar II	26.15	4.14	18	600	-	-	-	-	-
5	Poigai	7.37	78.03	42.7	104.85	-	-	-	-	-
6	Agasteeswaram Block	-	-	-	-	26	-	-	-	-
7	Rajakamangalam	-	-	-	-	37	-	-	-	-
8	Thovalai	-	-	-	-	97	-	-	-	-
9	Kurunthancode	-	-	-	-	132	-	-	-	-
10	Thuckalay	-	-	-	-	92	-	-	-	-
11	Thiruvattar	-	-	-	-	35	-	-	-	-
12	Munchirai	-	-	-	-	35	-	-	-	-
13	Killiyoor	-	-	-	-	58	-	-	-	-
14	Melpuram	-	-	-	-	28	-	-	-	-

Source:G Return Fasli 1424 (2014-15)

# LIVESTOCK POPULATION



## 5.ANIMAL HUSBANDARY

### 5.1 LIVESTOCK POPULATION

Year: 2014-15

Sl.No.	Classification	Numbers
1	2	3
1	Cattle (Male)	26587
	Cattle (Female)	53480
	Cattle Total	80067
2	Sheep (Male)	17303
	Sheep (Female)	37024
	Sheep Total	54327
3	Goat (Male)	21130
	Goat (Female)	54694
	Goat Total	75824
4	Horses and Ponies (male)	20
5	Pigs (Male)	522
	Pigs (Female)	863
	Pigs (Total)	1385
6	Camels	-
7	Donkeys (Male)	8
	Donkeys (Female)	12
	Donkeys Total	20
8	Domestic Dogs (Male)	27182
	Domestic Dogs (Female)	9575
	Domestic Dogs Total	36757
9	Rabbits (Male)	191
	Rabbits (Female)	202
	Rabbits Total	393
10	Buffaloes (Male)	220
	Buffaloes (Female)	1448
	Buffaloes Total	1668
	Total Live Stocks	250461
11	Duck	343753
12	Fowls Cock	78657
	Fowls Hen	162045
	Fowls Total	240702
13	Poultry	15930
14	Other poultry Birds	875
15	Quails	1093
16	Turkey (Male)	113
	Turkey (Female)	222
	Turkey	335

Source: Livestock Census, 2007

## 5.2 VETERINARY INSTITUTIONS AND ANIMALS TREATED BLOCKWISE

Year: 2014 -15

Sl. No	Name of the Block	Veterinary Institutions					Sub centres	Veterinary Dispensaries	Other Units		Animals treated	Castration performed
		Poly- clinic	Hos pitals	Dispensaries	Mobile Dispensaries	Clinician Centres			Animal disease investigation unit	Mobile units		
1	2	3	4	5	6	7	8	9	10	11	12	13
1	Thovalai	-	-	6	-	-	2	1	-	-	62236	378
2	Agasteeswaram	-	-	5	1	1	5	2	-	-	78187	622
3	Rajakamangalam	-	-	4	-	-	2	2	-	-	65621	391
4	Thuckalay	-	1	4	1	-	-	1	-	-	66102	119
5	Kurunthancode	-	-	5	-	-	1	1	-	-	62440	90
6	Killiyoor	-	-	4	-	-	-	-	-	-	56678	82
7	Munchirai	-	-	3	-	-	1	2	-	-	74436	103
8	Melpuram	-	1	4	-	-	3	1	-	-	80867	106
9	Thiruvattar	-	-	2	-	-	1	2	-	-	61931	78
<b>Total</b>		-	<b>2</b>	<b>37</b>	<b>2</b>	<b>1</b>	<b>15</b>	<b>12</b>	-	-	<b>608498</b>	<b>1969</b>

**Source: Deputy Director of Animal Husbandry C.B&F.D, Nagercoil.**

### **5.3. NUMBER OF VETERINARY HOSPITALS**

**Year: 2014 -15**

<b>Sl. No.</b>	<b>Name of the Block</b>	<b>Number Of</b>		
		<b>Government Hospitals</b>	<b>Private Hospitals</b>	<b>Veterinary Dispensary</b>
<b>1</b>	<b>2</b>	<b>3</b>	<b>4</b>	<b>5</b>
1	Thovalai	-	-	6
2	Agasteeswaram	-	-	5
3	Rajakamangalam	-	-	4
4	Thuckalay	1	-	4
5	Kurunthancode	-	-	5
6	Killiyoor	-	-	4
7	Munchirai	-	-	3
8	Melpuram	1	-	4
9	Thiruvattar	-	-	2
<b>Total</b>		<b>2</b>	<b>-</b>	<b>37</b>

**Source: Deputy Director of Animal Husbandary C.B&F.D, Nagercoil.**



#### **5.4 DAIRY DEVELOPMENT**

Year: 2014-15

<b>Name of the District</b>	<b>Number of milk societies</b>	<b>Quantity of milk produced (In Liters)</b>	<b>Value of milk produced (In Rs.)</b>
<b>1</b>	<b>2</b>	<b>3</b>	<b>4</b>
Kanniyakumari District	52	1296637	39132502

Source: Deputy Registrar of Dairy Development

#### **5.5 POULTRY DEVELOPMENT**

Year: 2014-15

<b>Sl.No.</b>	<b>Name of the District</b>	<b>Broiler (No's)</b>	<b>Layer (No's)</b>
<b>1</b>	<b>2</b>	<b>3</b>	<b>4</b>
1	District total	1301908	-

Source: Deputy Director of Animal Husbandary C.B&F.D., Nagercoil.

#### **5.6 FISHERIES DEVELOPMENT AND PRODUCTION**

Year: 2014-15

<b>Name and Address of Fishing centres</b>	<b>Inland Fish Catch (Tonne)</b>	<b>Marine Fish Catch (Tonne)</b>	<b>Number of Fisherman engaged</b>
<b>1</b>	<b>2</b>	<b>3</b>	<b>4</b>
Arockiapuram to Neerodi (42 Cenres)	-	52378	143388
All Reservoiers and Tanks	9841.07	-	24101

Source :Assistant Director of Fisheries, Nagercoil

## BANKING AND INSURANCE



## 6. BANKING AND INSURANCE

### 6.1 NO. OF COMMERCIAL BANKS

Year: 2014 -15

Items	Deposits (Rs.in Crores)	Advances (Rs.in Crores)	Credit Deposit Ratio %	Sector wise Credit Details (Rs. In Crores)		
				Agricul ture	Industries Services	Others
1	2	3	4	5	6	7
I. Commercial Bank	6451.1	8305.59	1.28	4746	667	117
II. Private Bank	2031.20	2136.14	1.05	716	272	32
III. Co-op Bank	605.64	712.29	1.18	474	7	1
<b>Total</b>	<b>9087.94</b>	<b>11154.02</b>	<b>1.17</b>	<b>5936</b>	<b>946</b>	<b>150</b>

Source: Lead Dist Manager, Lead Bank office, I.O.B. Nagercoil.

### 6.2 INSURANCE SCHEME

Year: 2014 - 15

Name of the Insurance	No. of Branches	Policies Issued	Sum Assured (In crores)	No .of Beneficiaries	Amount paid as compensation (in crores)
1	2	3	4	5	6
1. L.I.C.	4	34955	687	20291	96.07
2. P.L.I	267	499	19.369	-	-
i. National Insurance	4	31613	N.A	3230	23.45
ii. Oriental Insurance	4	29400	6.35	25600	12.75
iii. United India Insurance, Nagercoil	8	152064	26000	151400	29.32
iv. Other connected scheme	-	-	-	-	-

Source: Concerned Insurance Companies

# COOPERATIVE SOCIETIES



© Can Stock Photo - csp7086394

**7.CO-OPERATION**  
**7.1 CO-OPERATIVE SOCIETIES**

**Year: 2014-15**

Sl.No	Type of society	No. of Societies	Member ship	Share Capital	Working Capital	Loan (Rs.in Lakhs)			No. of Employees
						Advanced	Out standing	Overdue	
1	2	3	4	5	6	7	8	9	10
1	D.C.Co-Bank	1	514	3005.15	100345.20	93405.10	63695.22	3195.45	126
2	PAC.BANK	112	340877	3659.55	75333.37	71013.77	67713.88	3812.50	635
3	Urban BANK	1	11581	49.13	3350.36	4480.69	1542.64	28.90	6
4	Co op wholesale stores	-	-	-	-	-	-	-	-
5	Dist.Co op Union	1	657	-	-	-	-	-	3
6	Institute of Co op Management	-	-	-	-	-	-	-	-
7	Co op Printing Press	1	516	9.93	52.39	-	-	-	25
8	Co op Hospital	-	-	-	-	-	-	-	-
9	Farmers Service Co op Societies	2	27834	157.77	3314.61	4083.99	3171.80	159.19	22
10	Co op Pri. Agrl .Rural Dev .Bank	5	25803	166.40	2260.32	2944.85	2890.49	774.55	27
11	Non Agl .Cre. Societies	2	1229	1.02	1.02	-	-	-	5
12	Employes C.Th. & Credit Societies	40	24391	3655.99	24134.16	8425.66	23152.55	397.83	98
13	Urban Co oop .Soci	3	4360	38.55	953.32	1601.97	909.76	21.10	4
14	Co -op Milk Societies	-	-	-	-	-	-	-	-
15	Co -op Marketing Societies	3	18140	19.64	256.69	374.43	310.41	7.20	16
16	Primary Co-op Stores	12	9474	64746.5	66.55	-	-	-	29
17	Students Co-op Store	170	3960	21375.06	16.43	-	-	-	2
18	Spl type of Societies	4	12133	23582.04	291.31	2614.07	238.60	194.63	6

**Source: Joint Registrar of Co-operative Societies, Nagercoil.**

## CIVIL SUPPLIES



8. CIVIL SUPPLIES

**8.1 NO. OF FAIR PRICE SHOPS**

**Year: 2014-15**

Sl.No.	Name of the Blocks/Municipalities	No. of Shops		
		Full Time	Part Time	Total
1	2	3	4	5
1	Agasteeswaram Taluk	150	65	215
2	Thovalai Taluk	40	19	59
3	Kalkulam Taluk	189	53	242
4	Vilavancode Taluk	207	36	243
	<b>District Total</b>	<b>586</b>	<b>173</b>	<b>759</b>

**Source: District Supply Office, Nagercoil.**

**8.2 QUANTUM OF ESSENTIAL COMMODITIES DISTRIBUTED AND THEIR RETAIL PRICES**

**Year: 2014-15**

Sl.No	Name of the Commodity	Issue Price per (Kg.)	Scale of Supply
1	2	3	4
1	Rice	Priceless Rice	1Unit –12kg per card 1 ½ unit -14kg 2 unit –16 kg 2½ unit –18 kg Minimum 12 kgs Maximum of 20 kgs Per Card
2	Wheat	Rs.7.50	Per Card 5kgs
3	Sugar	Rs.13.50	1 unit 500 gms Maximum 2 kgs per card (Additional 3Kgs for Sugar card holders)
4	Kerosene	Rs.14.00	<u>1.Family Card without Gas Cylinders</u> 10 Litres - District Head Quarters 6 Litres - Municipality 5 Litres - Town panchyat 3 Litres - Village panchyat <u>2.Family Card with one Cylinder</u> 3 Litres per Card <u>3.Family Card with two Cylinder - Nil</u>

**8.2 QUANTUM OF ESSENTIAL COMMODITIES DISTRIBUTED AND THEIR RETAIL PRICES (Contd..)**

Sl.No	Name of the Commodity	Issue Price per (Kg.)	Scale of Supply
<b>Special Distribution System</b>			
5	Sooji	Rs.17.00	1 Packet.
6	Maida	Rs.16.00	1 Packet.
7	Toor dhall	Rs.30.00	1 Kg. Packet
8	Urid dhall	Rs.30.00	1 Kg. Packet
9	Fortified Atta	Rs.11.00	1 Kg. Pocket
10	Palmoelin oil One lit.packet	Rs. 25.00	1 Packet.

Source: District Supply Office, Nagercoil.

**8.3 NO.OF RATION CARDS (RURAL AND URBAN)**

Year: 2014-15

Sl.No.	Taluk	No. of Ration Cards
1	2	3
1	Agastheeswaram	155022
2	Thovalai	35162
3	Kalkulam	176944
4	Vilavancode	174438
<b>District Total</b>		<b>541566</b>

Source: District Supply Office, Nagercoil.

**8.4 QUANTITY SUPPLIED**

Year: 2014-15

Sl.No	Items	Quantity Supplied (M.T)/K.L
1	2	3
1	Rice (Tonne)	11269
2	Wheat (Tonne)	565
3	Sugar (Tonne)	10994
4	Rava (Tonne)	-
5	Maida (Tonne)	-
6	Kerosene (Kilo Litre)	10507
7	Toor Dhall (Tonne)	300
8	Urid Dhall (Tonne)	180
9	Palm oil (Kilo Litre)	400
10	Atta (Tonne)	-

Source: District Supply Office, Nagercoil.



# LPG CONNECTIONS



### 8.5 NO. OF L.P.G. CONNECTIONS

Year : 2014 - 15

Sl.No.	Name of the Agencies	Government L.P.G. Connections		Private L.P.G. Connections	
		Single	Double	Single	Double
1	2	3	4	5	6
1	Sri Murugan Gas services, Krishnankoil, Nagercoil	10742	14240	-	-
2	Sakthi Gas Agencies Vadasery	14771	14094	-	-
3	JSR Gas Links, Colachel	26595	9474	-	-
4	Yes. Yes .Yen Gas agency, Kanyakumari & Suchindrum	726	491	-	-
5	Jay Gas agency Marthandam	16925	16810	-	-
6	Nanjil Indane Gas agency , Vetturmadam	10318	4808	-	-
7	Chitra Gas Agency Nagercoil	3630	1845	-	-
8	Adhithya Bharat Gas Agencies, Mettukadai	8425	1018	-	-
9	Vivekha gas agency Nagercoil-1	2995	227	11696	9817
10	Kamaraj Gas Agency Colachel	6419	2011	-	-
11	Anand gas agency	219	289	-	-

Source: Concerned Gas Agencies.

### **8.6 NO. OF PERSONS WAITING FOR L.P.G. CONNECTIONS**

**Year: 2014 -15**

Sl.No.	Name of the Blocks/Municipalities	Government L.P.G. Connections		Private L.P.G. Connections	
		Single	Double	Single	Double
1	2	3	4	5	6
1	Sri Murugan Gas services, Krishnankoil, Nagercoil	Nil	Nil	Nil	Nil
2	Sakthi Gas Agencies Vadasery	Nil	Nil	Nil	Nil
3	JSR Gas Links, Colachel	35	61	Nil	Nil
4	Yes. Yes .Yen Gas agency, Kanyakumari & Suchindrum	Nil	Nil	Nil	Nil
5	Jay Gas agency Marthandam	Nil	Nil	Nil	Nil
6	Nanjil Indane Gas agency , Veturnimadam	Nil	Nil	Nil	Nil
7	Chitra Gas Agency Nagercoil	Nil	Nil	Nil	Nil
8	Adhithya Bharat Gas Agencies, Mettukadai	Nil	Nil	Nil	Nil
9	Vivekha gas agency Nagercoil-1	Nil	Nil	Nil	Nil
10	Kamaraj gas agency, Colachel	Nil	Nil	Nil	Nil

**Source: Concerned Gas Agencies.**

# COMMUNICATION



## 9. COMMUNICATIONS

### 9.1 POST OFFICE DOING POST AND TELEGRAPHIC BUSINESS

Year: 2014 - 15

Sl. No.	Name of the Blocks/Municipalities	Post Office doing post and Telegraphic business (Nos.)
1	2	3
<b>Blocks</b>		
1	Agastheeswaram	-
2	Rajakkamangalam	-
3	Kurunthancode	-
4	Thovalai	-
5	Killiyoor	-
6	Thuckalay	-
7	Melpuram	-
8	Munchirai	-
9	Thiruvattar	-
<b>Municipalities</b>		
10	Nagercoil	-
11	Colachel	-
12	Padmanabhapuram	-
13	Kuzhithurai	-
<b>Total</b>		-

**Source: Senior Superintendent Head Post Office, Nagercoil.**

## **9.2 POST OFFICES DOING POSTAL BUSINESS ONLY**

**Year: 2014 -15**

<b>Sl. No.</b>	<b>Name of the Blocks/Municipalities</b>	<b>Post Office doing Postal business Only(Nos.)</b>
<b>1</b>	<b>2</b>	<b>3</b>
<b>Blocks</b>		
1	Agasteeswaram	33
2	Rajakkkamangalam	26
3	Kurunthancode	27
4	Thovalai	22
5	Killiyoor	25
6	Thuckalay	30
7	Melpuram	35
8	Munchirai	20
9	Thiruvattar	22
<b>Municipalities</b>		
10	Nagercoil	15
11	Colachel	2
12	Padbanabhapuram	4
13	Kuzhithurai	6
	<b>District Total</b>	<b>267</b>

### **9.3 TELEGRAPH OFFICE**

**Year: 2014 - 15**

	Name of Municipalities	No. of Telegraph Office
1	2	3
1	Nagercoil	Nil
2	Padmanabhapuram	
3	Colachel	
4	Kuzhthurai	
	<b>District Total</b>	

### **9.4 NO.OF TELEPHONE EXCHANGES, CAPACITY AND NOT IN USE**

**Year: 2014 - 15**

Sl.No.	Item	Numbers
1	2	3
1	Number of Telephone Exchanges	44
2	Number of Equipped Capacity	131000
3	Number of Direct Exchange	44
4	Number of Junction Lines	4926
5	Number of Telephones in use	67991

**9.5. NO. OF PUBLIC CALL OFFICES ATTACHED TO EACH EXCHANGE**

**YEAR: 2014-15**

Sl.No	Name of the Exchange	NO. OF PUBLIC CALL EXCHANGE		
		With ISD/STD	Without ISD/STD	Total
1	ABY	5	27	32
2	ALO	10	13	23
3	AUN	9	10	19
4	AZP	8	14	22
5	BPD	8	17	25
6	COL	8	19	27
7	CRV	4	10	14
8	EMZ	15	32	47
9	IVR	4	9	13
10	KCD1	6	10	16
11	KCD2	9	15	24
12	KEI	-	1	1
13	KHI	13	16	29
14	KIN I	10	21	31
15	KIN II	9	14	23
16	KKA	12	35	47
17	KKM1	4	30	34
18	KKM2	10	11	21
19	KSK	16	33	49
20	KTR	14	32	46
21	KYL	1	2	3
22	KZI	14	39	53
23	LWK	0	1	1
24	MKV	3	9	12
25	MOM	2	9	11
26	MRM	22	34	56
27	MTO	11	42	53
28	NGC	25	78	103
29	NGCE	32	89	121
30	NYR	13	45	58
31	PKL	23	4	27
32	PTI	1	3	4
33	RAM	2	14	16
34	RPR	3	13	16
35	SWT	2	14	16
36	TDK	2	4	6
37	THK	29	22	51
38	TPA	6	13	19
39	TPM	2	4	6
40	TVC	18	4	22
41	TVT	2	13	15
42	VKY	2	4	6
43	VSY	9	35	44
44	DLC	1	3	4
	<b>TOTAL</b>	399	867	1266



**9.6 NO.OF PERSONS WAITING FOR  
PHONE CONNECTION**

YEAR: 2014-15

<b>Sl.No</b>	<b>Name of the Exchange</b>	<b>No. of Persons waiting for phone connection</b>
1	ABY	1
2	ALO	0
3	AUN	0
4	AZP	0
5	BPD	2
6	COL	0
7	CRV	0
8	EMZ	4
9	IVR	0
10	KCD1	0
11	KCD2	0
12	KEI	0
13	KHI	0
14	KIN I	2
15	KIN II	0
16	KKA	0
17	KKM1	0
18	KKM2	0
19	KSK	0
20	KTR	1
21	KYL	1
22	KZI	0
23	LWK	0
24	MKV	0
25	MOM	0
26	MRM	0
27	MTO	0
28	NGC	12
29	NGCD	0
30	NGCE	10
31	NYR	0
32	PKL	0
33	PTI	0
34	RAM	1
35	RPR	3
36	SWT	2
37	TDK	0
38	THK	0
39	TPA	1
40	TPM	0
41	TVC	0
42	TVT	0
43	VKY	0
44	VSY	0
<b>Total</b>		<b>40</b>

# ELECTRICITY



. In Kanniyakumari district, there is a wind farm in Aralvaimozhi. Aralvaimozhi wind farm is the largest wind farm in Asia and supplies the villagers with electricity for work. It is well known for being the greatest source of wind energy in Asia.

## **10. ELECTRICITY**

### **10.1 No. of Power Stations**

**Year : 2014 -15**

<b>Sl.No.</b>	<b>Name of the Power Stations</b>	<b>Year of Operation</b>	<b>Installed Capacity (M.W.)</b>	<b>Generation (M.U.)</b>	<b>Station Consumption (M.U)</b>	<b>Net Unit sent out (M.U)</b>
<b>1</b>	<b>2</b>	<b>3</b>	<b>4</b>	<b>5</b>	<b>6</b>	<b>7</b>
1	HydroKodayar Power House-I	1970	60	135.971	0.372983	135.598017
2	Hydro Power house - II	1971	40	66.0201	0.532079	65.488021
3	Wind Mill	Installed Nos.242	118.165	159.58	-	-

### **10.2 QUANTUM OF POWER PURCHASED**

**Year : 2014 -15**

<b>Power purchased sectors name</b>	<b>Power purchased in M.U.</b>
<b>1</b>	<b>2</b>
H.T Services	Nil

### 10.3 Power Consumption Sector wise

YEAR: 2014-15

Sl.No	Sectors	Consumption (M.U)	% of the Consumption
1	2	3	4
1	Industries	42.737	5.59
2	Agriculture & Huts	1.693	0.22
3	Domestic	490.605	64.12
4	Commercial & Ty.Sy	105.972	13.85
5	Public lighting and Public Works	59.779	7.81
6	Railway Transiyays	-	-
7	Sales to other States	-	-
8	Miscellaneous	64.315	8.41
<b>Total</b>		<b>765.101</b>	100

**Source: :Supt.Er. Kanyakumari Electricity Distribution circle, Parvathipuram.**

### 10.4 Peak Demand and Energy Output

Year : 2014 - 15

Power Demand	Details
1	2
Maximum demand of Kanyakumari Circle	180.0 MVA

**Source:Supt.Er. Kanyakumari Electricity Distribution circle, Parvathipuram.**

### **10.5 Revenue from Electric Schemes and cost per unit**

Year : 2014 - 15

		Income in Rs. in '000'
1	2	3
<b>H.T Tariff</b>		
Tariff IA	7.62	278328
Tariff IB	8.67	83923
Tariff IIA	5.74	59107
Tariff IIB	8.16	9938
Tariff III	9.58	56281
<b>L.T Tariff</b>		
Tariff IA	2.47	1213053
Tariff IIA	6.52	389791
Tariff IIB	8.03	70270
Tariff IIC	6.29	34424
Tariff IIIA	4.77	8028
Tariff IIIB	7.37	315109
Tariff IV	9.11	961817

Source: :Supt.Er. Kanyakumari Electricity Distribution circle, Parvathipuram.

### **10.6 Transmission and Distribution of Electricity**

Year: 2014-15

Sl.No.	Item	Unit (M)	Achievement
1	2	3	4
1	Transmission	-	-
2	Distribution	765.101	100%

Source: :Supt.Er. Kanyakumari Electricity Distribution circle, Parvathipuram.

### 10.7 Capacity of Transformers

**Year : 2014 - 15**

		Capacity MVA
1	2	3
1	Cheramangalam	10.00
2	Nagercoil	64.00
3	Thucklay	26.00
4	Kuzhithurai	32.00
5	Pechiparai	14.00
6	Munchirai	32.00
7	Veeyanoor	20.00
8	Kanyakumari	32.00
9	Vallankumaranvilai	13.00
10	Thadikarankonam	8.00
11	Chemponvilai	20.00
12	Meenakshipuram	26.00
13	Thenganputhoor	10.00
14	S.R.Pudur	10.00
15	Marthandam	20.00
16	Asaripallam	8.00

**Source: :Supt.Er. Kanyakumari Electricity Distribution circle, Parvathipuram.**

### 10.8 Rural Electrification

**Year:2014 - 15**

Electrified during the year				Electrified up to the year			
Towns	Village	Hamlet (Tribal)	Agricultural Pumpset	Town	Village	Hamlet	Agricultural Pumpset
1	2	3	4	5	6	7	8
Nil	Nil	0	65	4	46	2544	7755

**Source: :Supt.Er. Kanyakumari Electricity Distribution circle, Parvathipuram.**

### 10.9 Name and address of fault report offices

Year: 2014 - 15

	<b>Name of the Blocks/Municipalities</b>	<b>Name of the Stations/Sub Stations</b>	<b>No. of fault reported</b>
<b>1</b>	<b>2</b>	<b>3</b>	<b>4</b>
1	Nagercoil Municipality	Junior Engineer, Town I, Meenakshipuram S.S	3
2	Nagercoil Municipality	Junior Engineer, Town II, Nagercoil S.S	1
3	Nagercoil Municipality	Junior Engineer, Town III, Meenakshipuram S.S	1
4	Nagercoil Municipality	Junior Engineer, Town IV, Vallankumaranvillai	1
5	Nagercoil Municipality	Junior Engineer, Town V, Vallankumaranvillai	6
6	Nagercoil Municipality	Junior Engineer, Town VI, Nagercoil S.S	2
7	Agastheeswaram Block	Junior Engineer, Suchindram Kanniyakumari S.S	2
8	Agastheeswaram Block	Junior Engineer, Kottaram Kanniyakumari S.S	6
9	Agastheeswaram Block	Junior Engineer, Kanniyakumari Kanniyakumari S.S	4
10	Agastheeswaram Block	Junior Engineer, Thengampudur Kanniyakumari S.S, & Vallankumaranvillai S.S	2
11	Agastheeswaram Block	Junior Engineer, Mylaudy Kanniyakumari S.S	8
12	Rajakkamangalam	Junior Engineer, Keezhakrishnanputhoor / Thenganputhoor SS	4
13	Rajakkamangalam	Junior Engineer, Rajakkamangalam, Nagercoil S.S	3
14	Rajakkamangalam Block	Junior Engineer, Ethomozhy Nagercoil S.S & Vallankumaranvillai S.S	2
15	Rajakkamangalam	Junior Engineer, Parvathipuram Nagercoil S.S	3

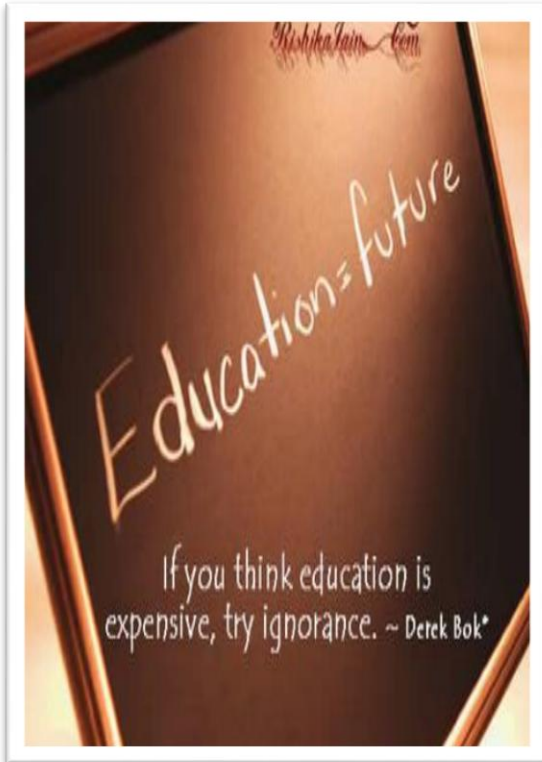
<b>Sl.No.</b>	<b>Name of the Blocks/Municipalities</b>	<b>Name of the Stations/Sub Stations</b>	<b>No. of fault reported</b>
<b>1</b>	<b>2</b>	<b>3</b>	<b>4</b>
16	Thovalai	Junior Engineer, Boothapandy Thadikkaarankonam,SS	3
17	Thovalai	Junior Engineer, Aralvaimozhy Nagercoil SS Thadikkaarankonam,SS	3
18	Thovalai	Junior Engineer, Thovalai Nagercoil S.S & Meenakshipuram SS	3
19	Thovalai	Junior Engineer, Azhakiapandipuram Thadikkaarankonam,SS	4
20	Padmanabhapuram Municipality	Junior Engineer, Town I Thuckalai S.S	2
21	Padmanabhapuram Municipality	Junior Engineer, Town II Thuckalai S.S	0
22	Thuckalai Block	Junior Engineer, Thickanamcode Chemponvilai S.S	3
23	Thuckalai Block	Junior Engineer, Eraniel Thuckalai S.S	5
24	Thuckalai Block	Junior Engineer, Eraviputhoorkadai Thuckalai S.S	1
25	Colachel Municipality	Junior Engineer, Town I Chemponvilai S.S	3
26	Colachel Municipality	Junior Engineer, Town II Chemponvilai S.S	2
27	Kurunthen code	Junior Engineer, Manavallakuruchi Manavallakuruchi S.S	5
28	Kurunthencode Block	Vellichanthai Manavalakurichi S.S & Thuckalay S.S	7
29	Kurunthancode	Junior Engineer, Paraseri / Thuckalay SS	1
30	Thiruvattar	Junior Engineer, Kulasekaram(Urban) Veeyanoor S.S, Pechiparai S.S	10



Sl.No.	Name of the Blocks/Municipalities	Name of the Stations/Sub Stations	No. of fault reported
1	2	3	4
31	Thiruvattar	Junior Engineer, Kulasekaram (Rural) Pechiparai S.S	5
32	Thiruvattar	Junior Engineer, Thiruvattar Veeyanoor S.S	7
33	Kuzhithurai Municipality	Junior Engineer, Kuzhithurai Kuzhithurai S.S	9
34	Kuzhithurai Municipality	Junior Engineer, Marthandam Kuzhithurai S.S	9
35	Killiyoor Block	Junior Engineer, Killiyoor Munchirai S.S	2
36	Killyoor	Junior Engineer, Palliyadi/ Chemponvilai SS	1
37	Killiyoor Block	Junior Engineer, Karungal Munchirai S.S	8
38	Melpuram Block	Junior Engineer, Kaliakavilai Kuzhithurai S.S	3
39	Melpuram Block	Junior Engineer, Arumanai Kuzhithurai S.S	1
40	Melpuram Block	Junior Engineer, Namboli Kuzhithurai S.S, Munchirai S.S	1
41	Melpuram Block	Junior Engineer, Puthenchenthi Kuzhithurai S.S	2
42	Melpuram	Junior Engineer, Kaliyal/ Pechiparai SS	4
43	Melpuram	Junior Engineer, Kannumamodu Pechiparai SS	5
44	Munchirai Block	Junior Engineer, Pudukkandai, Kuzhithurai,SS	4
45	Munchirai Block	Junior Engineer, Kollemcode Kuzhithurai S.S,Munchirai .SS	8
46	Muncheri	Junior Engineer, SooriaCode / Muncheri SS	5

Source: :Supt.Er. Kanyakumari Electricity Distribution circle, Parvathipuram.

# EDUCATION



## 11. EDUCATION

### 11.1 UNIVERSITIES, STUDENTS AND TEACHERS AND COURSES OFFERED

Year : 2014-15

Sl.No.	Name of the University	Students		Name of the courses offered
		Boys	Girls	
1	2	3	4	7
1	Noorul Islam University, Kumarakoil	1943	692	B.E, B.Tech, MBA, MCA, M.Sc (SC/CT/IT)

Source: Noorul Islam University

### 11.2 COLLEGES FOR GENERAL EDUCATION, STUDENTS AND TEACHERS

Year : 2014-15

Sl. No.	Name of Institution	No. of Institution	Type of Institution	Students			Teachers
				Boys	Girls	Total	
1	2	3		4	5	6	7
1	Scott Christian College, Nagercoil-629003	1	Aided	1052	1774	2826	173
			Self Finance				
2	Pioneer Kumaraswamy College, Nagercoil-629003	1	Aided	113	699	812	40
			Self Finance	133	425	558	22
3	Lekshmpuram College of Arts & Science, Neyyoor-629802	1	Aided	148	868	1016	44
			Self Finance	271	630	901	70
4	St.Jude's college, Thoothoor-629176	1	Aided	228	815	1043	46
			Self Finance	99	146	245	18
5	Sree Ayyappa College for Women, chunkankadai,	1	Aided	...	1060	1060	51
			Self Finance	...	398	398	17
6	Udaya College of Arts & Science, Vellamodi	1	Self Finance	...	337	337	13

**11.2 COLLEGES FOR GENERAL EDUCATION, STUDENTS AND TEACHERS(Contd..)**

**Year: 2014-15**

Sl. No.	Name of Institution	No. of Institution	Type of Institution	Students		Total	Teachers
				Boys	Girls		
1	2	3		4	5	6	7
7	Holy cross College , Nagercoil-629004.	1	Aided	0	1306	1306	57
			Self Finance	0	1099	1099	77
8	V.T.M College, Arumanai	1	Self Finance	88	239	327	30
9	Vivekananda College	1	Aided	172	1027	1199	60
			Self Finance	89	309	398	37
10	Sivanthi Aditanar College	1	Self Finance	248	946	1194	50
11	Sree Devi Kumari Women's College, Kuzhithurai	1	Aided	0	863	863	27
			Self Finance	0	296	296	20
12	S.T Hindu College	1	Aided	400	2005	2405	120
			Self Finance	356	759	1115	25
13	Arignar Anna College	1	Aided	117	755	872	47
			Self Finance	100	256	356	16
14	Malankara Catholic College	1	Self Finance	363	687	1050	69
15	Annai Velankanni College	1	Self Finance	397	1264	1661	82
16	Women's Christian College	1	Aided		1493	1493	54
			Self Finance		611	611	73
17	Noorul Islam College of Arts& Science	1	Self Finance	551	799	1350	79
18	Muslim Arts College	1	Self Finance	483	1475	1968	114
19	Nasamony Memorial Christian College	1	Aided	512	1613	2125	76
			Self Finance	627	895	1522	72
20	St.John College of Arts& Science, Ammandivilai	1	Self Finance	222	799	1021	50
21	Grace Community College	1	Self Finance	35	86	121	12
22	St.Jeromis College	1	Self Finance	175	783	958	38
23	Nanjil Catholic College, Nedumancode	1	Self Finance	251	970	1221	56
24	M.S. University Constituent College	1	Government College	123	451	574	25

**Source: Concerned Institutions.**

### **11.3 COLLEGES FOR PROFESSIONAL EDUCATION, STUDENTS AND TEACHERS**

**Year: 2014-15**

Sl. No.	Name of Institution	No. of Institutions	Students			Teachers
			Boys	Girls	Total	
<b>MEDICAL COLLEGES</b>						
1	Kanyakumari Government Medical College	1	180	221	401	133
2	Sree Mookambika Institute of Medical Science College	1	227	336	563	98
3	Sree Mookambika Institute of Dental Science College	1	58	264	322	57
4	Sarada Krishna Homeopathic Medical College, Kulasekaram	1	92	456	548	62
5	White Memorial Homeopathy College, Attoor	1	68	314	382	32
6	Nadar Mahajana Sangam College of Pharmacy	1	54	131	185	11
7	Government Ayurvedic College, Nagercoil	1	20	165	185	32
8	ATSVS Sidda Medical College, Munchirai	1	28	100	128	25
<b>NURSING COLLEGES</b>						
1	Christian College of Nursing, Neyyoor	1	1	236	237	35
2	St. Xavier'S Catholic College of Nursing	1	41	318	359	32
3	Sree Mookambika College of Nursing	1	0	411	411	65
4	Grace School of Nursing	1	3	57	60	21
5	Grace College of Health & Management	1	75	85	160	8
6	Thasaih College of Nursing	1	26	168	194	28
7	Christian College of Physiotherapy, Colachel	1	56	75	131	10
8	Annammal School of Nursing, (M.Sc) Kuzhithurai	1	-	36	36	17
9	Annammal College of Nursing, (B.Sc) Kuzhithurai	1	23	134	157	
10	Globel College of Nursing, Nattalam	1	22	172	194	40
11	White Memorial School of Nursing, Attoor	1	1	22	23	8
12	White Memorial College of Nursing, Attoor	1	25	122	147	28
13	Nadar Mahajana Sangam College of Pharmacy	1	35	70	105	7
14	P.S. College of Nursing, Thalakulam	1	33	167	200	32
15	CET College of Nursing, Thidal	1	4	67	71	11
16	Dr. Kumaraswamy Health Centre College of Nursing	1	-	160	160	29

**11.3 COLLEGES FOR PROFESSIONAL EDUCATION, STUDENTS AND TEACHERS (Cont...)**

**ENGINEERING COLLEGES**

**Year : 2014-15**

Sl. No.	Name of Institution	No. of Institution	Students			Teachers
			Boys	Girls	Total	
1	Mariya College of Engineering and Technology	1	847	549	1396	199
2	St. Xavier's College of Engineering, Chunkankadai	1	1127	1536	2663	195
3	Mar Ephraem College Of Engineering And Technology, Marthandam	1	952	240	1192	80
4	Udaya School of Engineering Vellamodi	1	1104	677	1781	193
5	Vins christian College of Engineering , Vins Nagar, Chunkankadai-629807	1	789	532	1321	200
6	Vins christian Womens College of Engineering , Vins Nagar, Chunkankadai-629807	1	-	1081	1081	58
7	Annai Vailankanni College of Engineering	1	641	162	803	128
8	Tamizhan College of Engineering And Technology	1	560	171	731	111
9	C.S.I. Institute of Technology, Thovalai	1	1049	567	1616	122
10	Marthandam College of Engineering And Technology Kuttakuzhi	1	648	277	925	115
11	Ponjesly College of Engineering, Nagercoil	1	1210	1015	2225	210
12	Lord Jeganath College of Engineering, Ramanathichanputhoo	1	465	218	683	143
13	Kalaivanar N.S.K. College of Engineering, Therekalputhoo	1	395	153	548	126
14	Bethlahem Institute of Engineering, Karungal	1	928	480	1408	120
15	James College of Engineering, Navalcadu	1	631	256	887	48
16	Jayamatha Engineering College, Aralvoimozhi	1	488	115	603	122
17	Narayanaguru Memorial Engineering College, Manjalamoodu	1	1019	595	1614	135
18	Sun Engineering College, Erachakulam	1	483	209	692	121
19	Loyola Institute of Technology & Science, Thovalai	1	953	548	1501	128
20	Rajas International Institute of Technology for Women, Nagercoil	1	-	257	257	10
21	Arunachala College of Engineering for women,	1	-	1775	1775	118
22	DMI Engineering College,	1	739	320	1059	84
23	University College of Engineering	1	619	712	1331	44
24	Satyam College of Engineering and Technology,	1	356	88	444	28
25	Immanual Arasar J.J Engineering College,	1	740	283	1023	91
26	MET Engineering College, Chenpagaramanputhoo	1	758	164	922	65
27	Sivaji College of Engineering College	1	468	265	733	114
28	Rohini College of Engineering	1	448	232	680	53
29	Stella Mary's College of Engineering	1	151	116	267	45
30	Sigma College of Architecture	1	92	72	164	28

**Source: Concerned Institutions**

**11.4 COLLEGES FOR SPECIAL EDUCATION, STUDENTS  
AND TEACHERS**

**Year: 2014-15**

Sl.No.	Name of Institutions	No. of Institutions	Students			Teachers
			Boys	Girls	Total	
		3	4	5	6	
1	Morning Star Polytechnic, Chunkankadai	1	928	102	1030	51
2	Sree Krishna Polytechnic, Kalliancaud	1	793	50	843	64
3	Nooral Islam Polytechnic, Punkarai, Thickanamcode.	1	743	11	754	54
4	Sun Institute of Technology, Erachakulam	1	812	118	930	64
5	Moderator Gnanadasan Polytechnic, Nagercoil	1	293	25	318	26
6	Kalaivanar N.S.K Polytechnic, ChenbagaramanPudur	1	976	40	1016	54
7	NMS Kamaraj Polytechnic, Pazhivilai	1	1108	54	1162	52
8	Govt.Polytechnic Konam Nagercoil	FT	1121	184	1305	17
		PT	133	12	145	
9	Udaya polytechnic college, Vellamodi	1	915	103	1018	60
10	Udaya Institute of Tecnology	1	525	18	543	30
11	P.S.N Institute of Technology,	1	940	121	1061	52
12	Cape polytechnic college, Aralvaimozhi	1	859	154	1013	55
13	Sun polytechnic college, Erachakulam	1	638	54	692	68
14	Sun Institute of polytechnic , Erachakulam	1	576	20	596	54
15	BWDA polytechnic college,	1	493	68	561	69
16	Union Christian polytechnic college, Kutticode	1	693	125	818	46
17	Surya polytechnic college, Ammandivilai	1	398	63	461	38
18	New Cape polytechnic college, Aralvaimozhi	1	365	11	376	27
19	St. John's Industrial Training Centre	1	120	-	120	16
20	Vivekananda Polytechnic College, Kanyakumari	1	599	78	677	39
21	Sree Vaikundar Polytechnic College	1	266	19	285	28

**Source: Concerned Institutions**

## **11.5 SCHOOLS FOR GENERAL EDUCATION, STUDENTS AND TEACHERS**

**Year: 2014 - 15**

Sl. No	Name of the Institutions	No. of the Institutions	Students			Teachers
			Boys	Girls	Total	
1	2	3	4	5	6	7
1	Nursery & (Primary schools Private)	2	35	25	60	7
2	Primary Schools	411	26179	30321	56500	1700
3	Middle Schools (Govt & Aided)	110	3933	4217	8150	435
4	High Schools	125	17473	17413	34886	1990
5	Higher Secondary Schools	139	51459	52892	100341	4172
<b>Total</b>		<b>787</b>	<b>99079</b>	<b>104868</b>	<b>199937</b>	<b>8304</b>

Source: 1.Chief Educational Officer, Nagercoil  
2. District Elementary Educational Officer, Nagercoil

### **11.5A Expenditure Incurred By Educational Institutions**

**Year: 2014 - 15**

Sl. No	Name of Institutions	In Rupees		
		Recurring	Non Recurring	Total
1	2	3	4	5
1	Primary School	562360530	97340	562457870
2	Middle School	201550623	-	201550623
3	High School	398791031	-	398791031
4	Higher Secondary School	1054673811	-	1054673811
<b>Total</b>		<b>2217375995</b>	<b>97340</b>	<b>2217473335</b>

Source: 1.Chief Educational Officer, Nagercoil  
2. District Elementary Educational Officer, Nagercoil



**11.6 INSTITUTIONS FOR OTHER PROFESSIONAL EDUCATION, STUDENTS AND  
TEACHERS**

**Year: 2014-15**

Sl. No	Name of the Institution	No. of the Institutions	Students			Teachers
			Boys	Girls	Total	
1	2	3	4	5	6	7
<b>TEACHER TRAINING INSTITUTIONS</b>						
1	District Institution of Educational Training, Theroor	1	11	317	328	74
2	DVD Teacher Training, Nagercoil	1	1	45	46	10
3	Infant Jesus Teachers Training Institute Mulagumoodu.	1	-	50	50	9
4	St.Stephen Teachers Training Institute Kollamcode	1	5	30	35	7
5	Ruban TTI. Thadikarankonam	1	3	31	34	6
6	Good Shephaed TTI. Nagercoil	1	-	33	33	6
7	Louies jeames TTI Mananvilai	1	1	14	15	6
8	CSI VV TTI Irenipuram	1	1	36	37	8
9	Our Lady TTI Karungal	1	-	45	45	4
10	Muthiah Memorial TTI Appicode	1	5	45	50	5
11	Kallupalam TTI Thiruthuvapuram	1	3	48	51	5
12	NVKS TTI Attoor	1	16	75	91	5
13	MET TTI. Chenpagaramanputhoor	1	1	29	30	8
14	Grace TTI Kaliakavilai	1	2	26	28	6
15	Bethesda TTI., Bethelpuram	1	0	17	17	6
16	Martyr Devasagayam TTI,Unnamalaikadai	1	0	30	30	5
17	MES TTI, Thiruvithancode	1	-	25	25	4
18	St. Xavier's CatholicTTI,Muttom	1	-	7	7	6
19	Immannual Arasar T.T.I	1	-	10	10	6
<b>COLLEGE OF EDUCATION (B.Ed COLLEGES)</b>						
1	Udaya College of Education,	1	2	98	100	12
2	Good shepherd College of Education , Nagercoil	2	11	88	99	8
3	AnnaVinayagar College of Education,Ganapathipuram	1	3	97	100	10
4	Ruban College of Education, Thadikarankonam	1	23	76	99	12
5	Ruban College of Education, M.Ed., Thadikarankonam		14	21	35	5
6	White Memorial College of Education, Attoor	1	4	96	100	11

**11.6 INSTITUTIONS FOR OTHER PROFESSIONAL EDUCATION, STUDENTS AND TEACHERS(Contd...)**

Year: 2014-15

Sl.No	Name of the Institution	No. of the Institutions	Students			Teachers
			Boys	Girls	Total	
1	2	3	4	5	6	7
7	All Saints College of Education, Kaliakavilai	1	7	42	49	8
8	Christian College of Education, Marthandam	1	6	94	100	13
9	M.E.T. College of Education, Chenbhagaramanputhoor	1	48	118	166	18
10	Bishop Agniswamy College of Education, Muttom	1	13	122	135	14
11	MAR chrysostom College of Education, Kirathoor	1	2	98	100	8
12	St. Joseph College of Education, Appicode	1	20	80	100	12
13	St. Stephen's College of Education, Kollencode	1	34	60	94	11
14	Koottalumoodu Arulmigu Bhadreswari Devasthanam College of Education,	1	-	100	100	11
15	R.P.A College of Education,	1	2	98	100	8
16	N.M.S Kamaraj College of Education,	1	6	90	96	9
17	Immanuel Arasar College of Education,	1	27	173	200	17
18	N.V.K.S.D College of Education, Attoor, Kanyakumari-629191	1	15	133	148	13
19	Bethlahem College of Education,	1	7	228	235	20
20	Sree Rama Krishna College of Education, Padanilam, Kulasekaram	1	-	100	100	12
21	Grace College of Education,	1	2	98	100	11
22	Siddhartha College of Teachers Education,	1	9	91	100	10
23	Muslim College of Education, Thiruvithancode	1	7	128	135	14
24	Ponjesly College of Education,Nagercoil	1	6	94	100	9
25	James College of Education, Mananvilai, Karungal	1	30	105	135	18
26	Bethany Navajeevan College of Education, Vencode	1	5	95	100	12
27	Sun College of Education, Sun Nagar	1	2	98	100	14
28	Holy Trinity College of Education, Melpalai	1	16	117	133	12
29	Hindu College of Education, Nagercoil	1	1	98	99	9
30	Pope John Paul II College of Education	1	-	100	100	11
31	Bethesda College of Education, Bethelpuram	1	-	100	100	9
32	Bapuji Memorial College of Education, Manavalakurichi	1	-	100	100	9
33	Vivekananda College of Education	1	4	96	100	10

**Source: DIET, Theroor (at) Kulasekaranputhoor & Above Institutions**

### 11.7 SCHOOLS FOR SPECIAL EDUCATION, STUDENTS AND TEACHERS

Year: 2014-15

1	2	No. of the Institution	Students			Teacher s
			Boys	Girls	Total	
1	2	3	4	5	6	7
1	C.S.I Polio Primary School, Alancode	1	17	15	32	5
2	C.S.I High School for the Deaf, Kottaram	1	49	32	81	14
3	Bishop Gnanadason Airvu Illam, Kotticode-Zoinhill	1	24	10	34	6
4	Anbu Illam High School for Deaf, Veturnimadam	1	35	21	56	9
5	Anugraha Trust for the Handicapped, Maravankudiuruppu, Nagercoil	1	26	5	31	5
6	Santhi Nilayam School for the differently abled, Paruthivilai, Erumbukadu Post	1	53	38	91	16
7	Home School for the MR , Kulithurai	1	22	14	36	7
8	St.Charles Home and School for the Mentally Challenged, Pambanvilai, Ananthanadarkudi Post	1	11	29	40	7
9	Jothi Nilayam School for the Mentally Challenged, Palapallam	1	49	34	83	16
10	Aseer Vidyalaya School for the Mentally Challenged, Thettiyode. Kaliyakkavilai	1	31	27	58	8
11	Karunalayam Special School for the Mentally Challenged, Kalluvilai	1	26	20	46	5
12	Nambikkai Alayam(Residential and Day School for the Mentally Challenged) Kazhuvanhattai	1	31	23	54	9
13	Avila Special School , Kanyakumari	1	26	8	34	5
14	Assisi Vidyalaya(School for the Mentally Challenged),Thettiyode	1	28	19	47	8
15	St. Mariel differentially abled High School, Karunai Illam, Nithiravilai	1	30	25	55	7
16	Oral School for the Deaf, Ngl	1	48	42	90	14
17	Anbu Human Trust Special School forMR Mekkamandapam	1	17	10	27	4
18	Elamaiyil Kanithal	1	11	6	17	2
19	C.S.I School for the Blind, Irenipuram	1	40	43	83	9
20	TKON Kubanalla, Thenthamaraiikulam	1	20	12	32	6
21	Special School for the Oaris Mentally Challenged, Chentticulam, Nagercoil	1	31	24	55	6

**Source: District Differently abled Welfare Office, Nagercoil**

**11.8 SCHOOLS FOR OTHER PROFESSIONAL EDUCATION, STUDENTS AND TEACHERS****Year: 2014-15**

Sl. No	Name of the Institution	No. of Institutions	Students			Teachers
			Boys	Girls	Total	
1	2	3	4	5	6	7
1	Government I.T.I, Konam	1	323	16	339	24
2	ST. John's I.T.I, Marthandam	1	118	-	118	9
3	Nirmala I.T.I, Manalikkarai	1	218	-	218	18
4	ST. Lawrence I.T.I, Nagercoil	1	96	-	96	7
5	C.S.I. Industrial Training Institute, Kaliakkavilai	1	116	4	120	9
6	SMRV Govt.ITI	1	-	89	89	10
7	C.S.I Motor Mechanic I.T.I, Nagercoil	1	60	-	62	7
8	Institute of Industrial Trining Institute, Munchirai	1	76	-	76	12
9	Jeeva Industrial training Institute, Chenbaga ramanputhur	1	34	-	34	8
10	Anna Vinayaga I.T.I, Ganapathipuram	1	43	-	43	7
11	C.M.S I.T.I, Azhagiyapandiyapuram	1	108	-	108	10
12	T.N.S.T.C Industrial Training Institute	1	11	-	11	4
13	Matha I.T.I, Kuzhithurai	1	52	-	52	7
14	J.E I.T.I,Thuckalai	1	40	-	40	7

**Source: Above Institutions**

### **11.9 Computer Training Centres**

**Year:2014-15**

Sl. No	Name of Block and Municipality	No. of Computer Training Centres
1	2	3
1	Nagercoil Municipality	76
2	Kuzhithurai Municipality	26
3	Padmanabapuram Municipality	21
4	Colachel Municipality	15
5	Kurunthancode Block	16
6	Thuckalay Block	17
7	Thiruvattur Block	13
8	Agasteeswaram Block	22
9	Rajakkamangalam Block	19
10	Killiyoor Block	9
11	Munchiri Block	4
12	Thovalai Block	8
13	Melpuram	6

## 11.10 HOSTELS AND INMATES BY COMMUNITY

Year: 2014-15

No. of Hostels											
Scheduled Caste			Scheduled Tribe			Most Backward Class and Denotified Communities			Backward Class		
B	G	T	B	G	T	B	G	T	B	G	T
1	2	3	4	5	6	7	8	9	10	11	12
5	7	12	2	2	4	-	1	1	4	12	16

11.10 Contd...

No. of Inmates											
Scheduled Caste			Scheduled Tribe			Most Backward Class and Denotified Communities			Backward Class		
B.	G.	T.	B.	G.	T.	B.	G.	T.	B.	G.	T.
13	14	15	16	17	18	19	20	21	22	23	24
179	147	326	42	46	88	16	40	56	242	508	750

B. Boys G. Girls T. Total

Source:1. District of Adi-Dravidar and Tribal Welfare Officer Nagercoil..

2. District of Backward Classes Officer Nagercoil..

**11.11 SCHOLARSHIPS TO STUDENTS BY COMMUNITY**

**Year: 2014-15**

<b>Scheduled Caste/Scheduled Tribe</b>		<b>Denotified Communities/Most Backward Classes</b>		<b>Backward Classes</b>	
<b>No. of Beneficiaries</b>	<b>Amount</b>	<b>No. of Beneficiaries</b>	<b>Amount</b>	<b>No. of Beneficiaries</b>	<b>Amount</b>
<b>1</b>	<b>2</b>	<b>3</b>	<b>4</b>	<b>5</b>	<b>2779</b>
7323	28054533	4289	10865796	24232	67539520

**Source:1. District of Adi-Dravidar and Tribal Welfare Officer Nagercoil..  
2. District of Backward Classes Officer Nagercoil..**

# FISHERY





## 12. FISHERIES

### 12.1 FISHERIES DEVELOPMENT

Year:2014-15

<b>1.Area</b>		
a	Total Coastal Line of the District	71.5 Km
b	i. Total Inland Fresh Water spread Area	6364(Hectares)
	ii. Estuaries and Brackish Water Area	380(Hectares)
c	Marine Fishing Villages	42

### 12.1 FISHERIES DEVELOPMENT (Contd..)

Sl. No	Items	Quantity ( in Tonnes)	Value (Rs .in Crores)	
2	<b>Fish Production: (MARINE)</b>			
	Sharks	10.79	246.96	
	Skates	1030.84		
	Sardines	3650.10		
	Perches	3989.02		
	Sciaerids	1456.20		
	Prawns	6364.02		
	Cuttle fish	405.07		
	Others marine fishes	34402.78		
	Total	52378.00		
3	<b>Fish production ( INLAND)</b>			
	Catla	118.09	18.69	
	Rohu	147.62		
	Mirgal	198.79		
	Common Carp	200.76		
	Others	9175.81		
		Total		9841.07
4	<b>Inland Fisheries Development</b>			<b>IN Numbers</b>
	a. Freezing Plants, Ice plants, Cold storages		12	
	b. And walk in coolers		-	
	c. Sea food manufacturing		5	
	d. Fisheries Training centre:			
	i. Marine		1 (Symon Colony)	
	ii. Inland		-	
	e. Fishing Vessels Kattamaram.			
	i.Vallam		5294 (Registered)	
	ii. Boats (Mechanised)		511 (Registered)	
	f. Active Marine Fishermen (Census)		31234	
5	<b>Export</b>			
	Fish and Fish Products:		-	
	a.Quantity (Tonnes)		-	
	b.Value (Rs.in Crores)		-	

Source: Assistant Director of Fisheries, Nagercoil

**12.2 ESTIMATED MARINE FISH PRODUCTION / INLAND FISH PRODUCTION**

Year: 2014-15

<b>Sl.No.</b>	<b>Fishing Area</b>	<b>Fishing Centers</b>	<b>Quantity (Tones)</b>	<b>Value (Rs. In Crores)</b>
<b>1</b>	<b>2</b>	<b>3</b>	<b>4</b>	<b>5</b>
1	Arockiapuram to Neerodi	MARINE FISHING	52378.00	246.96
2	All Reservoirs and Tanks	INLAND FISHING	9841.07	18.69

Source: Asst. Director of Fisheries Nagercoil

**12.3 NO. OF FAMILIES ENGAGED IN FISHING**

Year:2014-15

<b>Sl.No.</b>	<b>Name of the District</b>	<b>No. Fishing Centers</b>	<b>No of Families engaged</b>
<b>1</b>	<b>2</b>	<b>3</b>	<b>4</b>
1	Kanyakumari District	Port – 4 Landing Centre – 3 Landing Points – 39	32519
		Inland-86 Fishing Villages	4820

Source: Asst. Director of Fisheries Nagercoil

# HANDLOOM



### 13. HANDLOOM

#### 13.1 NO.OF FOCAL CENTRES AND LOCATION DETAILS

Year:2014 -15

	Name of the Block	Name and Location of the Focal Centres
1	2	3
1	Thovalai	Thiruppathisaram,Thovalai
2	Agastheeswaram	Marungoor, Therekalputhur
3	Rajakkamangalam	Putheri,Thengaputhur
4	Thuckalay	Aathivilai, Chadayamangalam, Maruthurkurichi, Thicknamcode, Nulliviali
5	Thiruvattar	Kumarankudi
6	Kurunthancode	Thalakulam, Manavalakurichi, Kunnankodu.
7	Melpuram	Puliyooralai, Vilavancode, Maruthancode
8	Killiyoor	Midalam, Mullanginavilai, Nattalam, Paloor, Vencode, Vizhunthayambalam, Arasakulam, Kalladai, Pootteti, Keezhkulam
9	Munchirai	Mangcadu, Nadaikavu, Vavarai, Painkulam, Amsi, Thengapattanam,Thottavaram
10	Colachel Municipality	Colachel, Erumbili
11	Nagercoil Municipality	Vadasery, Krishnankoil, Vettornimadam

Source: Asst. Director, Handloom . Nagercoil.

#### 13.2 NO. OF SOCIETIES & VARIETY WISE PRODUCTION

Year 2014 - 15

No..of .Societies	Cotton		Silk		Mixture of Art silk & Cotton		Poly Cotton	
	Length in Meter	Value (Rs.in '000')	Length in Meter	Value (Rs.in '000')	Length in Meter	Value (Rs.in '000')	Length in Meter	Value (Rs.in '000')
1	2	3	4	5	8	9	10	11
43	2501000	136055	-	-	-	-	1174000	49657

Source: Asst. Director, Handloom . Nagercoil.

### **13.3 NO. OF POWERLOOMS & EMPLOYEES WORKING**

**Year: 2014 - 15**

<b>No. of Power Looms</b>	<b>No. of Employees working</b>
<b>1</b>	<b>2</b>
20	40

**Source: Asst. Director, Handloom . Nagercoil.**

### **13.4 NO. OF FAMILIES ENGAGED**

**Year 2014 - 15**

<b>Sl.No.</b>	<b>Name of the Block/Municipalities</b>	<b>No. of the families engaged in</b>	
		<b>Handlooms</b>	<b>Power looms</b>
<b>1</b>	<b>2</b>	<b>3</b>	<b>4</b>
1	Thuckalay	1076	-
2	Killiyoor	1580	-
3	Kurunthancode	478	-
4	Munchirai	507	-
5	Thovalai	235	-
6	Rajakkamangalam	27	-
7	Agestheswaram	-	-
8	Thiruvattar	42	-
9	Melpuram	-	-
10	Kuzhithurai Municipality	-	-
11	Colachel Municipality	257	-
12	Nagercoi Municipality	2517	20
13	Padmanapuram Municipality	-	-
	<b>Total</b>	<b>6719</b>	<b>20</b>

**Source: Asst. Director, Handloom . Nagercoil.**

# HANDICRAFT



## **14. HANDICRAFTS**

### **14.1 NAME & ADDRESS OF HANDICRAFTS**

**Year: 2014-15**

<b>Sl.No.</b>	<b>Name of the Block/Municipalities</b>	<b>Name of the Handicraft</b>
<b>1</b>	<b>2</b>	<b>3</b>
1	Agasteeswaram	Natural Fiber like a) Banana Fibre b) Water Hyacinth c) Sisal fiber, d) Reed mat, e) Talipot fiber, f) Palm Leaf, g) Sea shell, wood curving, Hand Embroidery, Coconut shell/Husk, Stone curving, Screw Pine
2	Rajakkamagalam	Sea shell craft, Kora grass, Footmat
3	Thovalai	Wood carving, Flower garlands, Kora Grass Mat Weaving, Music Instrument, Leather Puppet making
4	Kurunthancode	Embroidery, Fibre and Palm leaf.
5	Thuckalay	Lace and embroidery and Wood craft. Banana Fiber, Terracotta / Pottery
6	Thiruvattar	Natural fibre, Nand Embroidery, Stone Curving
7	Melpuram	Palm leaf, Natural Fibre, Wood curving
8	Munchirai	Hand Embroidery, Jute Craft
9	Killiyoor	Hand Embroidery, Palm leaf, Coconut shell
10	Nagercoil Municipality	Temple Jewellery, wood craft, Bronze icons, Bell metal, Pottery Stucco work, Lace and Hand Embroidery, Motif, Lacquerware
11	Padmanabhapuram Municipality	Hand Embroidery, wood craft, Palm leaf, Banana Fibre
12	Colachel Municipality	Coconut shell craft, Embroidery, Fibre, Palm leaf.
13	Kuzhithurai Municipality	Pottery, Palm Leaf, Embroidery, Natural Fibre, Hand Embroidery.

**Source: Asst. Director of Handicrafts, Ngl**

## **14.2 ARTICLES AVAILABLE IN HANDICRAFTS**

**Year: 2014-15**

<b>Sl.No.</b>	<b>Name of the Handicrafts</b>	<b>Articles available in the Handicrafts</b>
<b>1</b>	<b>2</b>	<b>3</b>
1	Natural fibre	Bags, Table mats, Lamp shades, Basket, Coaster Folders, Dolls, Wall Hangings, Pen holders
2	Sea shell	Door curtains, Mirrors, Show Pieces, Flower Vase, Birds and Animal Figures etc
3	Hand Embroidery	Sarees, Dress materials, Sofa cover, Bed cover, Cushion cover, Pillow cover, Hand kerchief, Jewellery box, Pouch etc.
4	Palm leaf	Caps, Toys, coasters, Spoons, Jars, Bags, boxes, Trays, Mats, baskets, coasters, Spoons, Jars, etc.
5	Coconut Shell	Jewellery, Jewel box, fancy items, flower vases etc.
6	Temple Jewelry	Dance Ornaments, Temple Jewells, Bharathanatyam Jewellery etc
7	Pottery	Flower pots, Utensiles, Figures, Fancy items.
8	Reed Mat	Mat Painting, Mat weaving, file making etc
9	Terracotta	Birds, Animals, Chimes, Decorative / Utility items

**Source: Asst. Director of Handicrafts, Ngl**



### **14.3 VALUE OF ARTICLES PRODUCED**

Year: 2014-15

<b>Sl.No.</b>	<b>Name of the craft</b>	<b>No. of Units</b>	<b>No. of craft Persons engaged</b>	<b>Annual Production Capacity (In Rs. Lakhs)</b>
<b>1</b>	<b>2</b>	<b>3</b>	<b>4</b>	<b>5</b>
1	Natural fibre	1905	6050	23.00
2	Sea Shell items	2410	6275	140.50
3	Hand Embroidery	2010	5700	270.00
4	Palm leaf	575	1500	11.00
5	Coconut Shell/Hooka	70	90	2.50
6	Temple Jewellery	505	625	900.50
7	Pottery	610	1025	8.75
8	Wood Craft	510	1650	130.00
9	Reed Mat Products	100	200	24.00
10	Bronze Castings	4	20	6.75
<b>Total</b>		<b>8699</b>	<b>23135</b>	<b>1517.00</b>

Source:Asst. Director of Handicrafts,Ngl

#### **14.4 NO.OF FAMILIES ENGAGED IN HANDICRAFTS**

**Year: 2014-15**

<b>Sl.No.</b>	<b>Name of the Block/Municipalities</b>	<b>No. of the Handicrafts</b>	<b>No. of Persons engaged</b>
<b>1</b>	<b>2</b>	<b>3</b>	<b>4</b>
1	Nagercoil Municipality	580	1850
2	Colachel Municipality	405	1810
3	Kuzhithurai Municipality	480	1365
4	Padmanabhapuram Municipality	475	900
5	Agasteeswaram	4525	10175
6	Thovalai	425	1200
7	Thuckalay	700	2225
8	Thiruvattar	1200	3600

**Source: Asst. Director of Handicrafts,Ngl**

# HEALTH & FAMILY WELFARE



**15. HEALTH & FAMILY WELFARE**

**15.1 HOSPITALS, DISPENSARIES BED STRENGTH, DOCTORS  
AND NURSES**

Year: 2014 -15

Classification	Modern Medicine	Indian Medicine					Homeopathy	Grand Total
		AyurVedic	Siddha	Unani	Ayurvedic Siddha Unani Combined	Total		
1	2	3	4	5	6	7	8	9
1. Hospitals	12	2	9	-	-	11	2	25
2. Dispensaries	-	3	1	-	-	4	-	4
3. Primary Health Centers	36	5	27	-	-	32	2	70
Urban P.H.C	11	-	-	-	-	-	-	11
4. Health Sub Centers	267	-	-	-	-	-	-	267
5. Other Medical Institutions	-	-	-	-	-	-	-	-
6. Bed Strength	1644	10	18	-	-	28	-	1672
7. No. Of Doctors	378	6	31	-	-	37	6	421
8. Number of Nurses	523	-	-	-	-	-	-	523

**Source: 1. Deputy Director of Health Services, Nagercoil.**

**2. Joint Director of Health Services, Nagercoil.**

**3. District Medical Officer (Siddha) Nagercoil.**

**4. Dean, Medical College Hospital, Aasari Pallam**

**5. District Medical Hospital (Ayurvedham)**

### **15.2 NO.OF ALLIED PATHOLOGICAL UNITS AVAILABLE**

**Year: 2014-15**

<b>Sl.No.</b>	<b>Name of the Block/Municipality</b>	<b>No. of Pathological Units</b>
<b>1</b>	<b>2</b>	<b>3</b>
1	Thovalai, G.H., Bhoothapandy	1
2	Thuckalai, G.H., Padmanabhapuram	1
3	Kurunthencode, G.H., Colachel	1
4	Thiruvattar, G.H., Kulasekaram	1
5	Killiyoor, G.H., Kuzhithurai	1
6	Melpuram, G.H., Arumanai	1

**Source: Joint Director of Health Services, Nagercoil**

### **15.3 DISEASE WISE PATIENTS TREATED**

**Year: 2014 -15**

<b>Sl. No.</b>	<b>Out Patient/In Patient</b>	<b>No. of patients treated out Patient</b>
<b>1</b>	<b>2</b>	<b>3</b>
1	Out Patient	2558590
2	InPatient	97034

**Source: 1. Deputy Director of Health Services, Nagercoil.**

**2 .Joint Director of Health Services, Nagercoil.**

**3. District Medical Officer(Siddha) Nagercoil.**

**4. Dean, Medical College Hospital, Nagercoil.**

### **15.4 DISTRIBUTION OF MEDICAL PERSONNEL**

**Year: 2014 -15**

<b>No.of. Doctors</b>	<b>No.of.Nurses</b>	<b>No.of.Technical persons</b>	<b>Others (specify)</b>
<b>1</b>	<b>2</b>	<b>3</b>	<b>4</b>
378	523	HI – 92, LT-22, SHN-52, Pharmacist – 37, CHN-9, VHN-192, BHS-9, ANM-38, LT-17	423

## 15.5 PROGRESS OF FAMILY WELFARE PROGRAMMES

Year : 2014 -15

Name of the Block/ MuniCipalities	Sterilisation		IUD		O.P Users		C.C. Users	
	Target	Achievement	Target	Achievement	Target	User	Target	User
2	3	4	5	6	7	8	9	10
Agasteeswaram	1040	848	570	597	250	45	380	182
Killiyoor	1100	944	600	438	244	55	360	125
Kurunthancode	1180	1209	700	542	296	112	450	325
Melpuram	1030	957	650	340	228	46	360	111
Munchirai	1300	1087	750	442	350	143	480	193
Rajakamangalam	950	902	550	513	204	35	360	185
Thiruvattar	1000	954	600	553	252	72	420	42
Thovalai	720	621	500	466	228	71	360	287
Thuckalay	1030	1074	680	720	264	68	420	217
Nagercoil Municipality	1290	745	1080	408	504	12	720	86
Padmanabhapuram Municipality	120	87	108	37	60	26	64	119
Colachel Municipality	120	84	108	15	60	7	64	54
Kuzhithurai Municipality	120	114	108	24	60	7	64	67
<b>Total</b>	<b>11000</b>	<b>9626</b>	<b>7004</b>	<b>5095</b>	<b>3000</b>	<b>699</b>	<b>4502</b>	<b>1993</b>

**Source: Deputy .Director of Medical R.H Services and F.W.  
District Family Welfare Bureau, Nagercoil.**

## **16.HOUSING**

### **16.1 PLAN SANCTIONED, BUILDING COMPLETED UNDER PRIVATE SECTOR**

Year: 2014-15

<b>Sl.No.</b>	<b>Name of the Town Panchayat/Municipalities/Corporations</b>	<b>Room Unit Size</b>	<b>Private Sector</b>
<b>1</b>	<b>2</b>	<b>3</b>	<b>4</b>
1	Nagercoil Municipality	-	591
2	Padmanabhapuram Municipality	-	115
3	Kuzhithurai Municipality	-	137
4	Colachel Municipality	-	92
5	Town Panchayats(56)	-	10418

Source: Deputy Director of Statistics, .Nagercoil

### **16.2 PLANS SANCTIONED, BUILDING COMPLETED UNDER PUBLIC SECTOR**

Year: 2014-15

<b>Sl.No.</b>	<b>Name of the Panchayat Union</b>	<b>Room Unit size</b>	<b>Public Sector</b>
<b>1</b>	<b>2</b>	<b>3</b>	<b>4</b>
1	Agasteeswaram	-	5
2	Rajakkamangalam	-	32
3	Thovalai	-	14
4	Kurunthancode	-	3
5	Thuckalay	-	4
6	Thiruvattar	-	4
7	Killiyoor	-	4
8	Munchirai	-	2
9	Melpuram	-	2
10	PWD works	-	29

Source: Deputy Director of Statistics, .Nagercoil

**16.3 AMOUNT INVESTED IN HOUSING AND BUILDING ACTIVITY UNDER  
PUBLIC SECTOR**

Year: 2014-15

Residential Rs.in 'Lakhs'	Percentage to total	Non- Residential Rs.in 'Lakhs'	Percentage to total	Total Rs. in 'Lakhs
1	2	3	4	5
2467.90	45.23	2988.82	54.77	5456.72

Source: Deputy Director of Statistics, .Nagercoil

**16.4 CONSTRUCTION ACTIVITY OF TAMIL NADU HOUSING BOARD**

Year: 2014-15

Name of the Block	Name of the Scheme	Number
1	2	3
1	Low Income Group Housing Schemes Flats	-
2	Middle Income Group Housing Schemes	-
3	Slum Improvements/Clearance Tenaments	-
4	Tamil Nadu Government Rental Housing Flats	
5	Subsidised Industrial Housing Tenaments	-
6	Fire Proof Tenaments	-
7	Special Low Cost Housing Scheme {EWS}	-
8	Police	-
9	Specify any other ( Higher income group)	-

Source: EE. Housing Unit, Nagercoil.



### **16.5 CONSTRUCTION ACTIVITY OF TAMIL NADU SLUM CLEARANCE BOARD**

Year: 2014-15

<b>Item</b>	<b>Name of the Block</b>	<b>Achievement</b>
<b>1</b>	<b>2</b>	<b>3</b>
Number of Tenements sanctioned for construction	-	-
Number of Tenements constructed	-	-
Amount sanctioned (Rs.in lakhs)	-	-
Amount spent (Rs.in lakhs)	-	-
Number of tenements occupied	-	-
Rent received (Rs.in lakhs)	-	-

### **16.6 INDEX NUMBERS OF BUILDINGS COST IN URBAN**

**CENTRES(1999-2000=100)**

Year: 2014-15

<b>Sl.No</b>	<b>District Urban Centres</b>	<b>Building Index Building materials</b>	<b>Construction cost for building Labour</b>	<b>Other Charges</b>	<b>Combined Index</b>
<b>1</b>	<b>2</b>	<b>3</b>	<b>4</b>	<b>5</b>	<b>6</b>
1	Nagercoil	273.26	463.26	323.83	346.90

Source :Dept of Economics & Statistics, Chennai

### **16.7 LABOUR CHARGES OF CONSTRUCTION WORKERS**

Year:2014-15

<b>Charges of Male Construction Workers</b>	<b>Charges of Female Construction Workers</b>
<b>1</b>	<b>2</b>
Rs.625	Rs.625

Source: Deputy Director of Statistics, Nagercoil

## **17. INDUSTRIES**

### **17.1 RESULTS OF ANNUAL SURVEY OF INDUSTRIES**

**Year:2014-15**

<b>Sl. No</b>	<b>Characteristics</b>	<b>Units</b>	<b>Quantity</b>	<b>Results for all Industries</b>
	<b>1</b>	<b>2</b>	<b>3</b>	<b>4</b>
1	Factories	Nos.	40	Profit.
2	Workers	Nos.	1185	-
3	Employees	Nos.	1300	-
	<b>CAPITAL STRUCTURE</b>			
4	a.Fixed Capital	Rs. In" 000"	55273	-
	b.Working Capital	Rs. In" 000"	26612	-
	c.Productive Capital	Rs. In" 000"	81885	-
	d.Invested Capital	Rs. In" 000"	60454	-
5	Wages	Rs. In" 000"	18715	-
6	Emoluments	Rs. In" 000"	22568	-
7	Input	Rs. In" 000"	169276	-
8	Output	Rs. In" 000''	208226	-
9	Depreciation	Rs. In" 000"	14225	-
10	Value Added	Rs. In" 000"	24725	-
11	Net Income	Rs. In" 000"	5063	-

**Source: Annual Survey of Industries 2004-2005**

**17.2 ESTIMATES OF OUTPUT AND VALUE ADDED BY MANUFACTURE  
BASED ON ANNUAL SURVEY OF INDUSTRIES**

Year:2014-15

Sl.No.	Description of the Industry	All Employees	Value of output Rs. In '000'	Value added
1	2	3	4	5
1	Processing of edible nuts(Cashew)	744	-	-
2	Maintenance of motor vehicles	36	-	-
3	Voltage stabilizer	69	33452	14127
4	Hulling of paddy (i) Rice (ii) Brand	10		2
5	Handmade washing soap	20	2030	28
6	Tyre Retreading	11	4860	2012
7	Printing and publishing and News paper (i) News paper (ii) Calendar (iii) School bag	46	3512 38 517	556
8	Latex enterprise	20	35974	3522
9	Dipping and packing of matches	8	470	65
10	Preparaty operations on coconut brooms and saw milling (i) coconut brooms (ii) coir fiber (iii) Brush works (iv) Mat (v) Coir	47	4390 9640 1810 142 1256	3937

**17.2 ESTIMATES OF OUTPUT AND VALUE ADDED BY MANUFACTURE  
BASED ON ANNUAL SURVEY OF INDUSTRIES(Contd..)**

Year:2014-15

Sl.No.	Description of the Industry	All Employees	Value of output Rs. In '000'	Value added
1	2	3	4	5
11	(i) Books and note Printing	6	1145	1572
	(ii) Books and note Printing		960	
	(iii) Books and note Printing		830	
	(iv) Bookform		1256	
12	Manufacturing of flooring tiles	50	3282	1552
13	(i) Fish cold storage	17	14761	8754
	(ii) Fish storage ice		3578	
14	Manufacturing of boxes of paper and paper board(Curton boxes)	8	3294	493
15	Manufacturing of pre structure concrete bols.	45	29569	1959
16	Manufacture of matches	10	1098	443
17	Manufacture of Beedi	21	3673	3111
18	Manufacture of Beedi	18	3285	2545
19	Sun food corporation tin factory	15	7454	1535
20	Manufacture of nets	41	22689	6627

Source: Annual Survey of Industries 2004--2005

### 17.3 INDUSTRIAL PRODUCTION

Year:2014-15

Sl. No	Name of the Product	Unit	Quantity Produced
1	Processing of edible nuts(Cashew)	-	-
2	Maintenance of motor vehicles	-	-
3	Voltage stabilizer	No	14127
4	Hulling of paddy (i) Rice (ii) Brand	Kg	
5	Handmade washing soap	Kg	28
6	Tyre Retreading	No	2012
7	Printing and publishing and News paper (i) News (ii) Calendar (iii) School bag	No No No	556
8	Latex enterprise	Kg	3522
9	Dipping and packing of matches	Bundle	65
10	Preparaty operations on coconut brooms and saw milling (i) coconut brooms (ii) coir fiber (iii) Brush works (iv) Mat (v) Coir	Quintal  “ “ Crores	3937

### **17.3 INDUSTRIAL PRODUCTION (Contd..)**

Year: 2014-15

<b>Sl.No.</b>	<b>Name of the Product</b>	<b>Unit</b>	<b>Quantity Produced</b>
11	(i) Books and note Printing	Printed materials	1572
	(ii) Books and note Printing		
	(iii) Books and note Printing	“	
	(iv) Bookform		
12	Manufacturing of flooring tiles	Thousand No	1552
13	(i) Fish cold storage	Kg	8754
	(ii) Fish storage ice	Bar	
14	Manufacturing of boxes of paper and paper board(Curton boxes)	Thousand No	493
15	Manufacturing of pre structure concrete bols.	No	1959
16	Manufacture of matches	Cu.ft.	443
17	Manufacture of Beedi	Bundle	3111
18	Manufacture of Beedi	Bundle	2545
19	Sun food corporation tin factory	No	1535
20	Manufacture of nets	Kg.	627

**Source: Annual Survey of Industries 2004-2005**

#### **17.4 PRODUCTION AND VALUE OF MAJOR MINERALS**

**Year: 2014-15**

<b>Sl.No.</b>	<b>Name of the Mineral</b>	<b>Quantity (Tonne)</b>	<b>Value (Rs.in '000')</b>
<b>1</b>	<b>2</b>	<b>3</b>	<b>4</b>
1	Ilmenite	40992.650	308252
2	Monazite	2.000	0.25
3	Zircon	3610.500	230756
4	Rutile	1396.000	79219
5	Garnet	10200.050	2475
6	Silimanite	Nil	Nil

**Source:Asst. Director of Geology and Mining, Nagercoil**

#### **17.5 PRODUCTION OF HANDLOOM CLOTH**

**Year: 2014 -15**

<b>Sl.No.</b>	<b>Variety of Cloth</b>	<b>Production</b>	
		<b>Length in Meter</b>	<b>Value in Rs '000'</b>
<b>1</b>	<b>2</b>	<b>3</b>	<b>4</b>
1	Dhothy	3300000	170147
2	Saree	-	-
3	Towel	327000	11777
4	Bedsheet	44000	3864
5	Lungy	-	-
6	Others	4000	104
	<b>Total</b>	<b>3675000</b>	<b>185892</b>

**Source : Asst. Director of Handloom, Nagercoil.**

### 17.6 SMALL SCALE INDUSTRIES

Year: 2014-15

Sl.No	Two Digit Code Wise	Classification / Category of Product	No. of units registered
1	2	3	4
1	15	Manufacturing of Food Products and Beverages	234
2	93	Manufacturing of Tobacco Products	4
3	17	Manufacturing of Hosiery & GarmentsTextiles	416
4		Manufacturing of Wearing Apparel	0
5	20	Manufacturing of wood, Products of Wood, Cork, Articles of Straw & Plating Materials, Except Furniture	83
6	21	Manufacturing of Paper and Paper Products	41
7	22	Publishing Printing and Reproduction of Recorded Media	24
8	23	Manufacturing of Coke, Refined Petroleum Products and Nuclear Fuel	-
9	24	Manufacturing of Chemicals and Chemical Products	20
10	25	Manufacturing of Rubber and Plastic Products	39
11	26	Manufacturing of Other Non-Metallic Mineral Products	113
12	27	Manufacturing of Basic Metals	25
13	28	Manufacturing of Fabricated Metal Products Except Machinery & Equipment	154
14	29	Manufacturing of Machinery & Equipment N.E.C	0
15	31	Manufacturing of Electrical Machinery and Apparatus	3
16	32	Manufacturing of Radio, Television Communication Equipment & Apparatus	-
17	33	Manufacturing of Medical, Precision & Optical Instruments, Watches and Clocks	2
18	34	Manufacturing of Motor Vehicles, Trailers and Semi-Trailers	-
19	35	Manufacturing of Other Transport Equipment's	-
20	36	Misc.Manufacturing of Industry	245
21	37	Recycling	0



17.6 SMALL SCALE INDUSTRIES (Cont...)

Year: 2014-15

Sl.No	Two Digit Code Wise	Classification / Category of Product	No. of units registered
22	40	Electricity, Gas, Steam and Hot Water Supply	0
23	41	Collection, Purification and Distribution of Water	0
24	50	Maintenance and Repair of Motor Vehicles and Motor Cycles	208
25	52	Maintenance and Repair of personal and Household Goods (NIC 1998 Codes: 50200 and 50404)	152
26	60	Land Transport (NIC 1998 Codes : 60211	-
27	63	Supporting and Auxillary Activites ( NIC 1998 Codes: 63022 and 63091)	-
28	64	Post and Telecommunications (NIC 1998 Codes: 64205,64206)	4
29	71	Renting and Transport Equipments other Machinery and Equipments NES (NIC 1998 Code 71110 to 71290)	3
30	72	Computer related Activites (NIC 1998 Codes 72201,72202, 72203, 72300,72400,72501 and 72502	217
31	74	Other Businness Activvites ( NIC1998 code 74131,74132,74133, 74221,74300,74941, 74942,74950,74993, and 74994,	15
32	85	Health and Social works ( NIC 1998 Codes 85197 and 85321 )	-
33	92	Recreational Cultural and Sporting Activites ( NIC 1998 Codes 92111, 92113, 92114, and 92115)	362
34	93	Other Service Activites	-

Source: General Manager, Dist. Industrial Centre, Nagercoil-4.

### 17.7 KHADI AND VILLAGE INDUSTRIES

Year: 2014 - 15

Sl.No	Industry	Production (Rs. In lakhs)	Sales (Rupees in lakhs)	Employments	Earnings (Rs. In lakhs)
<b>I. Khadi</b>					
1	Khadi production	11.34	-	30	1.13
2	Yarn production	47.80	-	76	4.78
3	Khadi sales	-	66.17	-	-
<b>II. Village Industries</b>					
1	Soap Industry	39.14	168.88	4	41.60
2	Leather Industry	6.00	1.02	2	0.60
3	Honey packing	131.88	11.04	2	24.58
4	Village Industries	-	1.18	-	0.23
5	Co-op Societies	667.94	873.62	24	66.79
6	Others	-	-	-	-

Source: Asst Dir, Khadi & Village Industries, Nagercoil

### 17.8 NO.OF PRINTING PRESSES

Year: 2014-15

Sl.No.	District	Number
1	2	3
1	Kanyakumari	13

Source: General Manager, Dist. Industrial Centre, Nagercoil-4.

**17.9 NO.OF PHOTOCOPY (XEROX) CENTRES**

Year: 2014-15

<b>Sl.No</b>	<b>Name of the Block / Municipality</b>	<b>No. of Xerox Centres</b>
1	2	3
1	Nagercoil Municipality	52
2	Padmanabhapuram Municipality	14
3	Kuzhithurai Municipality	27
4	Colachel Municipality	8
5	Agasteeswaram Block	15
6	Rajakkamangalam Block	14
7	Thovalai Block	15
8	Kurunthancode Block	16
9	Thuckalay Block	16
10	Thiruvattar Block	21
11	Killiyoor Block	17
12	Munchirai Block	17
13	Melpuram Block	21

# INDUSTRIES IN KANNIYAKUMARI



## **18. FACTORIES**

### **18.1 REGISTERED AND WORKING FACTORIES**

**Year:2014-15**

<b>Sl.No.</b>	<b>Item</b>	<b>Numbers</b>
<b>1</b>	<b>2</b>	<b>3</b>
1	Factories on the Register at the beginning of the year	725
2	Factories added during the year	33
3	Factories removed during the year	-
4	Factories on the register at the end of the year	758
5	Number of working factories	532
6	Number of workers	38666
7	Number not working (Default) Factory	-

**Source: Inspector of Factories, Thirunelveli (2013-14)**

### **18.2 EMPLOYMENT IN WORKING FACTORIES**

**Year : 2014-15**

<b>Sl.No.</b>	<b>Private Sector</b>	<b>No. of Factories</b>	<b>Numbers OF WORKERS</b>
	<b>Item</b>		
<b>1</b>	<b>2</b>	<b>3</b>	<b>4</b>
1	Processing of Fish	3	70
2	Processing of Milk	4	93
3	Floor Milling	1	75
4	Rice Milling	3	51
5	Processing of Tea	1	18
6	Processing of Edible nuts	479	20120
7	Grinding of Spices	3	67
8	Spinning of Cotton Fiber	1	68
9	Manufacturing of other floor covering	1	61
10	Manufacturing of Nets	60	1643

**18.2 EMPLOYMENT IN WORKING FACTORIES(Contd..)**

Year : 2014 - 15

Sl.No.	Private Sector	No. of Factories	Numbers OF WORKERS
	Item		
11	Manufacturing of Garments	0	0
12	Saw Mill	2	57
13	Manufacturing of Veneer Sheets	11	169
14	Manufacturing of Papers	0	0
15	Manufacturing of Papers Boards	2	51
16	Manufacturing of Cartons	0	0
17	News Paper	0	0
18	Manufacturing of Drugs	0	0
19	Manufacturing of Soaps	3	52
20	Manufacturing of Salts	3	68
21	Retreading of Tyres	2	22
22	Rubber Products	37	1684
23	Manufacturing of Poly Bags	0	0
24	Manufacturing of Bricks	3	53
25	Manufacturing of Building Meterials	0	0
26	Manufacturing of Rubber wood& Chemical Plant	3	45
27	Manufacturing of Fabricated Structural Products	0	0
28	Manufacturing of Fabrication Stamping	0	0
29	Manufacturing of Stabilizer	0	0
30	Manufacturing of Other Electronic Components	8	153
31	Manufacturing of Coir & Brushes	0	0
32	Manufacturing of generater for Electricity	2	51
33	Maintenance of repair Of Motor vehicles	54	1343

**Source: Inspector of Factories, Thirunelveli (2013 -14)**

**18.3 UNIONS: INDUSTRIAL DISPUTES BY STRIKES AND LOCKOUTS AND  
GHERAOS**

Year: 2014 -15

<b>Sl.No</b>	<b>Items</b>	<b>Numbers</b>
<b>1</b>	<b>2</b>	<b>3</b>
1	Number of Registered Trade Unions	4
2	Strike: a. Number of Strikes b. Number of Workers Involved c. Number of Mandays Lost	1 674 6066
3	Lockouts: a. Number of Lockouts b. Number of workers involved c. Number of Mandays Lost	Nil
4	Gheraos: a. Number b. Workers involved c. Mandays Lost	Nil

**Source: 1. Assistant Commissioner of Labour, (Conciliation) Nagercoil  
2. Deputy Commissioner of Labourers, Tirunelveli..**

## 19. LOCAL BODIES

### 19.1 MUNICIPAL BODIES AREA AND POPULATION BY GRADES

Year 2014-15

Sl.No	Classification of Municipal Bodies	Number	Area (Sq.Km.)	Population (In '000')
1	2	3	4	5
1	Corporations	Nil	Nil	Nil
2	Special Grade	1	24.27	225
3	Selection Grade	Nil	Nil	Nil
4	First Grade	Nil	Nil	Nil
5	Second Grade	3	16.8	66
6	Third Grade	Nil	Nil	Nil
7	Township Committee	Nil	Nil	Nil

Source: Population Census - 2011

### 19.2 MUNICIPAL BODIES BY TALUKS

Year : 2014-15

Sl. No.	Taluk	Corporations	Grade of Municipal Councils					Township Committees	Total
			Special	Selection	First	Second	Third		
1	2	3	4	5	6	7	8	9	10
1	Agasteeswaram	-	1	-	-	-	-	-	1
2	Thovalai	-	-	-	-	-	-	-	-
3	Kalkulam	-	-	-	2	-	-	-	2
4	Vilavancode	-	-	-	-	1	-	-	1
	Total	-	1	-	-	3	-	-	4

Source: DD Statistics .Nagercoil.



**19.3 PANCHAYAT UNIONS/VILLAGE PANCHAYATS/TOWN PANCHAYATS**

Year: 2014-15

Sl. No.	Development Districts	Panchayat Union	Village Panchayats	Town Panchayats
1	3	4	5	6
-	Kanyakumari	9	95	55

Source: District Rural Development Agency, Nagercoil

**19.4 REVENUE DIVISIONS, TALUKS, FIRKAS AND REVENUE VILLAGES**

Year: 2014-15

Sl.No	Revenue Divisions	Revenue Taluks	Revenue Firkas	Revenue Villages
1	2	3	4	5
1	2	4	18	188

Source: D.D Statistics, Nagercoil.

**19.5 TAX COLLECTED BY CORPORATION MUNICIPALITY, PANCHAYAT UNION, TOWN PANCHAYAT VILLAGE PANCHAYAT**

Year: 2014-15

Item	Corporation	Municipality	Panchayat union	Town panchayat	Village Panchayat
1		3	4	5	6
Tax collected Rs.in '000'	-	177371	-	2078.04	440.041

Source: 1. A.D Panchayat & Municipalities  
2. A.D Town Panchayats, Nagercoil.

## 19.6 Rural Development Activities

Year: 2014-15

Sl. No.	Name of the Scheme	No.of works Taken up		No.of works completed
		During the year	Expenditure incurred(Rs in Lakhs)	During the year
1	2	3	4	5
1	Indra Awaaz Yojana	591	709.20	591
2	MLA Development scheme	362	742.13	250
3	MP Development scheme	122	182.46	61
4	RBMRS	394	146.84	394
5	IGFF	65	312.38	61
6	State Disaster Response Fund	7	9.98	7
7	State Infrastructure and Amenities Fund	8	98.81	4
8	Green Housing	903	1625.40	903
9	General Fund	1223	1700.78	1042
10	SSS	14	55.46	12
11	Thai	341	626.29	341
12	Solar powered Green Housing for Weavers	50	115.00	50
13	Panchayat Raj Road works	991	397.75	972
14	MGNREGS	331	5.50	-
15	CSIDS	214	171.39	214
16	Rural Road Maintenance and Improvement Scheme	37	254.13	25
17	NABARD	15	142.76	2
18	13 th Finance Commision	46	311.44	46
19	Pooled Assigned Revenue	2	162.68	-

**Source: District Rural Development Agency, Nagercoil**

**20. LABOUR AND EMPLOYMENT**

**20.1 NO.OF PERSONS REGISTERED DURING THE YEAR AND TOTAL  
NO.OF PERSONS WAITING UPTO THE END OF THE YEAR AS PER  
LIVE REGISTER**

Year: 2014 -15

<b>Sl. No.</b>	<b>Type of Employment Exchange</b>	<b>No. of Persons registered during the year 01.04.13 - 31.03.14</b>	<b>Total No. of persons waiting upto the end the year 31.03.2014</b>
<b>1</b>	<b>2</b>	<b>3</b>	<b>4</b>
1	District Employment Office, Nagercoil	39600	277250

**Source: Assistant Director , District Employment Office, Nagercoil**

**20.2 NO. OF PLACEMENTS DURING AND UPTO THE END OF THE  
YEAR**

Year: 2014 -15

<b>Sl.No.</b>	<b>Type of Employment Exchanges</b>	<b>Placements From 1.4.2014 - 31.3.2015</b>
<b>1</b>	<b>2</b>	<b>3</b>
1	District Employment Office Nagercoil	259

**Source: District Employment Office, Nagercoil**

## **21. LEGAL SERVICES**

### **21.1 JUDICIAL DIVISION AND ORIGINAL JURISDICTION**

Year: 2014 -15

<b>Sl. No.</b>	<b>Item</b>	<b>Number</b>
<b>1</b>	<b>2</b>	<b>3</b>
1	District Session Court	1
2	Chief Judicial Magistrate Court	1

**Source: District Session Judge, Nagercoil**

### **21.2 RESULTS OF CIVIL AND REVENUE CASES IN THE COURTS OF ORIGINAL JURISDICTION CIVIL SUITS REGULAR**

Year: 2014 -15

<b>Item</b>	<b>Number</b>			
	<b>Pendency at the end</b>	<b>Filing</b>	<b>Disposal</b>	<b>Pending</b>
<b>1</b>		<b>2</b>	<b>3</b>	<b>4</b>
Judicial Department (Civil Unit)	23241	6785	5228	24798
Judicial Department (Criminal Unit)	17623	11663	12401	16885

**Source: District Session Judge, Nagercoil**

**21.3 NATURE OF FREE LEGAL AVAILABLE AND NO.OF BENEFICIARIES, NO.OF CASES DISPOSED OF IN LOK ADALAT DURING THE YEAR**

Year: 2014 -15

<b>Nature of Lok Adalet available</b>	<b>No. of Beneficiaries</b>	<b>No. of cases disposed of in Lok Adalat</b>
1	2	3
Legal and Non Legal	27970	27903

**Source: Kanyakumari District Legal Services Authority, Nagercoil**

**21.4 NO.OF ADVOCATES PRACTICING IN COURTS**

Year: 2014 -15

<b>Sl.No</b>	<b>Name of the Court</b>	<b>No. of Advocates Practicing</b>
1	2	3
1	Bar Association Nagercoil	1050
2	Bar Association Padmanabapuram	271
3	Bar Association Eraniel	150
4	Bar Association Kuzhithurai	425
5	Bar Association Boothapondi	27

**Source : District and Sessions Judge, Nagercoil**

# LIBRARIES



## **22. LIBRARIES**

### **22.1 List of head and branch Libraries in the District all the details of members, books available and Readers.**

Year: 2014 – 15

<b>Place/Name of the Head/branch</b>	<b>Numbers</b>	<b>No. Book available</b>	<b>No. of Readers</b>
<b>1</b>	<b>2</b>	<b>3</b>	<b>4</b>
District Central Library, Nagercoil	1	108022	42147
Branch Library	21	461124	345491
Village Library	107	773503	1111328
Part time Library	4	2000	16162

**Source: District Head Library Office, Nagercoil.**

### **22.2. Number of Libraries housed in Government Building/Rental Building .**

Year: 2014 – 15

<b>Libraries in Government Building (in Nos.)</b>	<b>Libraries in Rental Building in (Nos.)</b>
<b>1</b>	<b>2</b>
35	NIL

**Source: District Head Library Office, Nagercoil**

**22.3 Number of Reading Rooms**

**Year: 2014 -15**

<b>Sl.No.</b>	<b>Name of the Block</b>	<b>Name and Place of Libraries</b>	<b>Number of Reading Room</b>
<b>1</b>	<b>2</b>	<b>3</b>	<b>4</b>
<b>1</b>	<b>District Central Library, Nagercoil Municipality</b>	<b>District Central Library, Nagercoil</b>	<b>1</b>
<b>Branch Library.</b>			
1	Thovalai Block	Branch Library, Aralvoimozhi	1
2	Agasteeswaram Block	Branch Library, Agasteeswaram	1
3	Agasteeswaram Block	Branch Library, Azhagappapuram	1
4	Agasteeswaram Block	Branch Library, Anjugramam	1
5	Agasteeswaram Block	Branch Library, Suchindram	1
6	Kurunthancode Block	Branch Library, Kallukuttam	1
7	Kurunthancode Block	Branch Library, Karankadu	1
8	Kurunthancode Block	Branch Library, Manavalakurichi	1
9	Kurunthancode Block	Branch Library, Manday Market	1
10	Kurunthancode Block	Branch Library, Ammandivilai	1
11	Kurunthancode Block	Branch Library, Kovillan vilai	1
12	Killiyoor Block	Branch Library, Killiyoor	1
13	Killiyoor Block	Branch Library, Midalakadu	1
14	Thuckalay Block	Branch Library, Padmanabhapuram	1
15	Melpuram Block	Branch Library, Edaicode	1
16	Melpuram Block	Branch Library, Arumani	1
17	Munchirai Block	Branch Library, Villathurai	1
18	Munchirai Block	Branch Library, Painkulam	1
19	Munchirai Block	Branch Library, Kuzhithurai	1
20	Tjiruvattar Block	Branch Libray, Thirunanthikarai	1
21	Colachel Municipality	Branch Library, Colachel	1
<b>Village Library</b>			
	Agasteeswaram Block	Village Library,	1
	"	"	1
1	"	" Swamithoppu	1
2	"	" Kovalam	1
3	"	" Kanyakumari	1
4	"	" Kottaram	1
5	"	" Puviyoor	1
6	"	" Saravanantheri	1
7	"	" Chanthaiyadi	1
8	"	" Chinna muttom	1
9	"	" Sukuparitherivilai	1
10	"	" Arumugapuram	1
11	"	" Parappuvilai	1
12	"	" Myladi Puthoor	1
13	"	" Therku Baghavathipuram	1
14	"	" Pottalkulam	1
15	"	" ThenThamarai Kulam	1
16	"	" Nainaaputhoor	1
17	"	" Vavathurai	1



**22.3 Number of Reading Rooms(Contd...)**

<b>Sl.No.</b>	<b>Name of the Block</b>	<b>Name and Place of Libraries</b>	<b>Number of Reading Room</b>
<b>1</b>	<b>2</b>	<b>3</b>	<b>4</b>
19	Kurunthancode Block	" Aalanchi	1
20	"	" Kadiapattinam	1
21	"	" Konnakuzhivilai	1
22	"	" Kodimunai	1
23	"	" Kurunthencode	1
24	"	" Kurumbanai	1
25	"	" kunnankadu	1
26	"	" Mela Kattimancode	1
27	"	" Mallancode	1
28	"	" Nettancode	1
29	"	" Peyankuzhi	1
30	"	" Kunnankadu	1
31	"	" Punnaivilai	1
32	"	" Sahayanagar	1
33	"	" Saral	1
34	"	" Srikrishnapuram	1
35	"	" Vanniyakudi	1
36	"	" Veerani	1
37	"	" Villukuri	1
38	Rajakkamangalam Block	" Alathankarai	1
39	"	" Ethamozhi	1
40	"	" Ganapathipuram	1
41	"	" Orumavilai	1
42	"	" Christoher Nager	1
43	"	" Kiramam	1
44	"	" Keela Puthalam	1
45	"	" Madathattuvilai	1
46	"	" Manakudi	1
47	"	" Maravankudiruppu	1
48	"	" Melatharavilai	1

**22.3 Number of Reading Rooms(Contd...)**

Sl.No.	Name of the Block	Name and Place of Libraries	Number of Reading Room
1	2	3	4
49	"	" Pallam	1
50	"	" Puthanthurai	1
51	"	" Puthalam	1
52	"	" Thengamputhoor	1
53	"	" Vellichandai	1
54	Thuckalay Block	" Muthalakurichi	1
55	"	" Mullachan Vilai	1
56	"	" Thiruvithamcode	1
57	"	" Thikkanangkode	1
58	"	" Thodukulam	1
59	"	" Vayakkarai	1
60	"	" Semparuthivilai	1
61	"	" Vellicode	1
62	Killiyoor Block	" Appicode	1
63	"	" Edavilagam	1
64	"	" Elavuvilai	1
65	"	" Enayamputhenthurai	1
66	"	" Karungal	1
67	"	" Karavilai	1
68	"	" Kazhapparai	1
69	"	" Mathapuram	1
70	"	" Midalam	1
71	"	" Mullankinavilai	1
72	"	" Nalloor	1
73	"	" Paloor	1
74	"	" Parambuvilai	1
75	"	" Pothiyanvilai	1
76	"	" Puttetti	1
77	"	" Thozhicode	1
78	"	" Vencode	1
79	"	" Vizhunthayampalam	1
80	"	" Thottathuvilai	1

**22.3 Number of Reading Rooms(Contd...)**

Sl.No.	Name of the Block	Name and Place of Libraries	Number of Reading Room
1	2	3	4
81	Munchirai Block	" Madacheri	1
82	"	" Marayapuram	1
83	"	" Panavilai	1
84	"	" Vaavarai	1
85	Thiruvattar Block	" Attoor	1
86	"	" Kulaseharam	1
87	"	" Ponmanai	1
88	"	" Payanam	1
89	Melpuram Block	" Malaicode	1
90	"	" Manchalumudu	1
91	"	" Parakkuntu	1
92	"	" Pacode	1
93	"	" Palugal	1
94	"	" Thiruttuvapuram	1
95	"	" Unnamalaikadai	1
96	Thovalai Block	Ananthapadmanabapuram	1
97	"	Chenbagaramanputhoor	1
98	"	Thovalai	1
99	"	Veeranarayanamangalam	1
100	"	Samathuvapuram	1
101	Nagercoil Municipality	" Kalainagar	1
102	"	" Melaperuvilai	1
103	"	" Peruvilai	1
104	"	" Municipality Park, Nagercoil	1
105	"	" Sarakkalvilai	1
106	"	Sadaiyal Puthoor	1
107	"	Puthukudiyiruppu	1
<b>Part time Library</b>			
1	Agastheeswaram Block	Kamarajmanimandapam	1
2	Munchirai Block	Samathuvapuram Kalinkarapuram	1
3	Kalkulam Block	Konangadu	1
4	Kalkulam Block	Mottavilai	1

**Source: District Library Office, Nagercoil**

# MINING AND QUARRYING



## **23. MINING AND QUARRYING**

### **23.1 Number of Mining and Quarrying units in the District**

Year : 2014-15

Sl.No.	Name of the Taluk	Number of Mining and Quarrying		
		Mining	Quarrying	Total
1	2	3	4	5
1	Thovalai	-	1	1
2	Agasteeswaram	3	1	4
3	Kalkulam	2	19	21
4	Vilavancode	3	10	13
	<b>Total</b>	<b>8</b>	<b>31</b>	<b>39</b>

Source: Assistant Director of Geology and Mining

### **23.2 . Classification-wise production during the year 2014-15**

Sl.No.	Name of the Minerals	Production In Cubic feet
1	2	3
1	Rough stone and Jelly	183573 unit
2	Granite	210.835 cubit mtr
4	Gravel/Earth	46550 unit

Source: Assistant Director of Geology and Mining

## **24. MANUFACTURING SECTOR**

### **24.1 Number of food and allied manufacturing units in the District**

YEAR : 2014-15

<b>Name of the Taluk</b>	<b>Description of the Industry</b>	<b>No of Factory</b>	<b>All Employees</b>	<b>Value of Output Rs in lakhs</b>	<b>Value added</b>
<b>1</b>	<b>2</b>	<b>3</b>	<b>4</b>	<b>5</b>	<b>6</b>
Thovalai, Agastheeswaram, Vilavancode, Kalkulam	Milk	4	93	-	-
	Edible Nuts	474	20148		
	Salt	3	68	-	-
	Water Processing	1	11	-	-
	Snscks making	1	16	-	-
	Tea Processing	1	18	-	-
	Aerated drinks	1	11	-	-

**Source: Inspector of Factories, Tirunelveli. 2013-14**

## **24.2 Number of non-food manufacturing units in the District**

Year: 2014-15

<b>Name of the Taluk</b>	<b>Description of the Industry</b>	<b>No. of Factories</b>	<b>Employess</b>	<b>Value of Output (Rs in Lakhs)</b>	<b>Value added</b>
Agastheeswaram	Automobile	38	1017	-	-
	Blue metal	1	20	-	-
	Cattle feed	1	15	-	-
	Coir products	5	186	-	-
	Corrugated boards	1	24	-	-
	Cotton spinning	1	68	-	-
	Engineering works	2	22	-	-
	Fishnet making	47	1391	-	-
	Flour mill	1	75	-	-
	Garnet manufacturing	1	25	-	-
	Lube oils	1	18	-	-
	Mono filament making	1	11	-	-
	Pharma making	2	36	-	-
	Plastic moulded goods	1	30	-	-
	Printing	9	195	-	-
	Processing of fish	2	51	-	-
	Rice mill	3	51	-	-
	Rubber prouduct	12	1145	-	-
	Spices processing	3	67	-	-
	Tile making	1	37	-	-
Tyre retreading	1	12	-	-	

**24.2 Number of non-food manufacturing units in the District(Cont...)**

**Year: 2014-15**

<b>Name of the Taluk</b>	<b>Description of the Industry</b>	<b>No. of Factories</b>	<b>Employess</b>	<b>Value of Output (Rs in Lakhs)</b>	<b>Value added</b>
Kalkulam	Automobile workshop	4	98	-	-
	Cement product	2	30	-	-
	Electronic product	9	153	-	-
	Engineering works	1	12	-	-
	Fiber product	2	35	-	-
	Fishnet mono filament making	5	81	-	-
	Gloves packing	2	116	-	-
	Match making	2	17	-	-
	Plastic optical frames	1	27	-	-
	Power generation	2	51	-	-
	Printing	3	54	-	-
	Processing of metals	2	36	-	-
	Readymix concrete	1	11	-	-
	Rubber products	6	206	-	-
	Soap making	2	33	-	-
	Steel products	1	28	-	-
	Tile making	2	79	-	-
Veneers making	7	118	-	-	



**24.2 Number of non-food manufacturing units in the District(Cont...)**

Year: 2014-15

<b>Name of the Taluk</b>	<b>Description of the Industry</b>	<b>No. of Factories</b>	<b>Employess</b>	<b>Value of Output (Rs in Lakhs)</b>	<b>Value added</b>
Thovalai	Automobile workshop	1	10	-	-
	Bricks making	3	53	-	-
	Cement packing	1	15	-	-
	Concrete mix	1	11	-	-
	Electro plating	1	15	-	-
	Engineering works	4	64	-	-
	Fishnet making	7	153	-	-
	Industrial oxygen	1	15	-	-
	Kitchen equipment	3	86	-	-
	Paper board	1	24	-	-
	Pharma making	1	35	-	-
	Plastic utilities	1	37	-	-
	Plywood making	3	80	-	-
	Rubber products	7	225	-	-
	Spinning	1	350	-	-
	Tile making	1	36	-	-
	Tyre retreading	1	10	-	-
Wind farm	1	10	-	-	

**24.2 Number of non-food manufacturing units in the District(Cont...)**

Year: 2014-15

<b>Name of the Taluk</b>	<b>Description of the Industry</b>	<b>No. of Factories</b>	<b>Employess</b>	<b>Value of Output (Rs in Lakhs)</b>	<b>Value added</b>
Vilavan code	Aluminium containers	9	201	-	-
	Concrete poles	1	42	-	-
	Containers	1	13	-	-
	Engineering works	2	54	-	-
	Fiber products	4	93	-	-
	Fishnet making	1	18	-	-
	Floor mats	1	61	-	-
	Granite processing	2	74	-	-
	Hollow bricks	2	22	-	-
	Match making	3	22	-	-
	Paper board	1	17	-	-
	Printing	3	67	-	-
	Processing of fish	1	19	-	-
	Rubber products	2	108	-	-
	Saw mill	2	57	-	-
	Soap making	1	19	-	-
	Veneers making	4	51	-	-

## **25. MEDICAL SERVICES**

### **25.1. Number of Medical Colleges in the District with Students and Teachers**

**Year: 2014 -15**

Sl.No.	Name of the Institution	Students			Teachers
		Boys	Girls	Total	
1	2	3	4	5	6
1	Kanyakumari Government Medical College	180	221	401	133
2	Sree Mookambika Institute of Medical Science College	227	336	563	98
3	Sree Mookambika Institute of Dental Science College	58	264	322	57
4	Sarada Krishna Homeopathic Medical College, Kulasekaram	92	456	548	62
5	White Memorial Homeopathy College, Attoor	68	314	382	32
6	P.S.Medical Trust Hospital, Thalakulam	54	121	175	30
7	Government Ayurvedic College, Nagercoil	20	165	185	32
8	ATSVS Sidda Medical College, Munchirai	28	100	128	25

### **25.2. Number of College of Pharmacy with Students and Teachers**

**Year: 2014 - 15**

Sl.No.	Name of the Institution	Students			Teachers
		Boys	Girls	Total	
1	2	3	4	5	6
1	Nadar Mahajana Sangam College Of Pharmacy, Mathur	54	131	185	11

**Source: The above Institution**

**25.3 No.of Medicals stores in the District (Category-wise)**

**Year:2014 - 15**

<b>Sl.No.</b>	<b>Item</b>	<b>Number of Medical Stores</b>
<b>1</b>	<b>2</b>	<b>3</b>
1	Indian Medicine	17
2	English Medicine	857

**Source: Asst.Director of. Drugs, Control of Tirunelveli Zone**

**25.4 No. of Veterinary Colleges with Students and Teachers**

**Year: 2014 - 15**

<b>Sl.No.</b>	<b>Name of the Institution</b>	<b>Students</b>			<b>Teachers</b>
		<b>Boys</b>	<b>Girls</b>	<b>Total</b>	
<b>1</b>	<b>2</b>	<b>3</b>	<b>4</b>	<b>5</b>	<b>6</b>
Nil					

# MOTOR VEHICLE REGISTRATION



## 26. MOTOR VEHICLES

### 26.1 No. of Motor Vehicles (Category-wise) Registered during the year and upto the end of the year

Year:2014-15

<b>Commercial</b>							
<b>Stage Carriage</b>				<b>Auto Rickshaw</b>		<b>Ordinary Taxi</b>	
<b>Public</b>		<b>Private</b>					
<b>End of the Pre year</b>	<b>Upto the year</b>	<b>End of the Pre year</b>	<b>Upto the year</b>	<b>End of the Pre year</b>	<b>Upto the year</b>	<b>End of the Pre year</b>	<b>Upto the year</b>
1	2	3	4	5	6	7	8
1264	1375	695	716	10697	11228	436	455

Table 26.1 Contd.

<b>Commercial</b>							
<b>Motor Cab</b>		<b>Maxicab</b>		<b>Omni Buses</b>		<b>Private Station Vehicle and others</b>	
<b>End of the Pre year</b>	<b>Upto the year</b>	<b>End of the Pre year</b>	<b>Upto the year</b>	<b>End of the Pre year</b>	<b>Upto the year</b>	<b>End of the Pre year</b>	<b>Upto the year</b>
9	10	11	12	13	14	15	16
2338	2416	3832	4045	6	9	284	299

Table 26.1 Contd.

<b>Commercial</b>							
<b>School Bus</b>		<b>Ambulance</b>		<b>Fire Fighter</b>		<b>Light Commercial Vehicle</b>	
<b>End of the Pre year</b>	<b>Upto the year</b>	<b>End of the Pre year</b>	<b>Upto the year</b>	<b>End of the Pre year</b>	<b>Upto the year</b>	<b>End of the Pre year</b>	<b>Upto the year</b>
17	18	19	20	21	22	23	24
1279	1350	223	270	32	32	7028	9034

**Table 26.1 Contd.**

<b>Commercial</b>							
<b>Lorry</b>				<b>Articulated Vehicle</b>			
<b>State Permit</b>		<b>National Permit</b>		<b>State Permit</b>		<b>National Permit</b>	
<b>End of the Pre year</b>	<b>Upto the year</b>	<b>End of the Pre year</b>	<b>Upto the year</b>	<b>End of the Pre year</b>	<b>Upto the year</b>	<b>End of the Pre year</b>	<b>Upto the year</b>
25	26	27	28	29	30	31	32
7625	7707	1280	1348	109	109	11	11

**Table 26.1 Contd.**

<b>commercial</b>				<b>Non-Commercial Vehicles</b>			
<b>Tractor / Trailor</b>		<b>Total</b>		<b>Motor Cycle</b>		<b>Scooter</b>	
<b>End of the Pre year</b>	<b>Upto the year</b>	<b>End of the Pre year</b>	<b>Upto the year</b>	<b>End of the Pre year</b>	<b>Upto the year</b>	<b>End of the Pre year</b>	<b>Upto the year</b>
33	34	35	36	37	38	39	40
1494	1579	38633	41983	181005	192241	22516	24304

**Table 26.1 Contd.**

<b>Non-Commercial Vehicles</b>							
<b>Moped</b>		<b>Tri-Cycle Auto</b>		<b>Motor Car</b>		<b>Jeep</b>	
<b>End of the Pre year</b>	<b>Upto the year</b>	<b>End of the Pre year</b>	<b>Upto the year</b>	<b>End of the Pre year</b>	<b>Upto the year</b>	<b>End of the Pre year</b>	<b>Upto the year</b>
41	42	43	44	45	46	47	48
51106	57629	46	230	28012	30553	154	159

**Table 26.1 Contd.**

<b>Non commercial Vehicles</b>							
<b>Station Wagon</b>		<b>Tractor</b>		<b>Three Wheeler</b>		<b>Four Wheeler</b>	
<b>End of the Pre year</b>	<b>Upto the year</b>	<b>End of the Pre year</b>	<b>Upto the year</b>	<b>End of the Pre year</b>	<b>Upto the year</b>	<b>End of the Pre year</b>	<b>Upto the year</b>
49	50	51	52	53	54	55	56
22	22	1590	1608	1928	1983	1317	1495

**Table 26.1 Contd.**

<b>Non-Commercial Vehicles</b>			
<b>Road Rollers</b>		<b>Others</b>	
<b>End of the Pre year</b>	<b>Upto the year</b>	<b>End of the Pre year</b>	<b>Upto the year</b>
57	58	59	60
53	60	1067	1078

**Source : RTO Nagercoil & Inspector of Transport,  
Marthandam.**



**26.2 NO.OF MOTOR VEHICLES (CATEGORY WISE) AVAILABLE  
FOR HIRE PURPOSE DURING & UPTO THE END OF THE YEAR**

**Year:2014-15**

<b>Sl.No.</b>	<b>Category</b>	<b>During the year</b>	<b>End of the year</b>
<b>1</b>	<b>2</b>	<b>3</b>	<b>4</b>
1	Tourist Taxi	62	216
2	Motor Cab	5	2141
3	Auto Rickshaw	383	6800
4	Lorry State Permit	2	698
5	Lorry National Permit	4	489
6	Ordinary Taxi	-	235
	Maxi cab	55	2574
<b>Total</b>		<b>511</b>	<b>13153</b>

**26.3 NO. OF PERSONS ISSUED WITH DRIVING LICENCE**

**Year:2014-15**

<b>Sl.No.</b>	<b>Category</b>	<b>No.of Driving Licence issued</b>
<b>1</b>	<b>2</b>	<b>3</b>
1	Motor cycle & Three Wheelers	43663
2	Light Motor Vehicles	8782
3	Heavy Motor Vehicles	1372

**Source : RTO Nagercoil & Marthandam.**

**27. NON-CONVENTIONAL ENERGY GENERATION**

**27.1 NO.OF SOLAR ENERGY GENERATING UNITS IN THE DISTRICT WITH  
PRODUCTION DATA**

**Year: 2014-15**

<b>Sl. No</b>	<b>Name of the Block</b>	<b>Home Light No.</b>	<b>Each Unit in Watt</b>	<b>Street Light No.</b>	<b>Each Unit in Watt</b>	<b>Street Light in No.</b>	<b>Each Unit in Watt</b>
<b>1</b>	<b>2</b>	<b>3</b>	<b>4</b>	<b>5</b>	<b>6</b>	<b>7</b>	<b>8</b>
1	Thovalai	65	100	4	600	3	500
2	Agastheeswaram	147	100	5	600	5	500
3	Rajakkamangalam	131	100	3	600	2	500
4	Kurunthencode	74	100	2	600	3	500
5	Thuckalay	90	100	2	600	4	500
6	Thiruvattar	122	100	3	600	3	500
7	Melpuram	56	100	3	600	2	500
8	Killiyoor	100	100	2	600	3	500
9	Munchirai	118	100	3	600	3	500
10	All Individuals	80	1000	-	-	-	-
11	MLACDS	6	7000	-	-	-	-

**27.1 (Continued)**

Sl. No	Name of the Block	Street Light No.	Each Unit in Watt	100% Install Capacity (HL+WS L)	80% Generation (HL+W SL)
		9	10	11	12
1	Thovalai	7	20	10540	8432
2	Agastheeswaram	4	20	20280	16224
3	Rajakkamangalam	5	20	16000	12800
4	Kurunthencode	2	20	10140	8112
5	Thuckalay	4	20	12280	9824
6	Thiruvattar	5	20	15600	12480
7	Melpuram	6	20	8520	6816
8	Killiyoor	2	20	12740	10192
9	Munchirai	5	20	15200	12160
10	All Individuals	-	-	80000	64000
11	MLACDS	-	-	42000	33600

Source: The Project Officer, D.R.D.A, Nagercoil

**27.2 WIND MILLS GENERATING UNITS WITH PRODUCTION DATA**

Year: 2014 -15

Sl. No	Name and Place of Wind Mills Generation exist	Instal Capacity (in M.W)	Generation (in Units)
1	2	3	4
1	Wind mills at Muppandal area and Kanniyakumari area (Total 242 Nos)	118.165	159.58

Source Supt. Er. Kanyakumari Electricity Distribution Circle, Parvathipuram.

**28. POLICE AND PRISONS****28.1 POLICE FORCE**

YEAR: 2014-15

Sl.No.	Name of the Stations	Police Stations Including AWPS	Police outposts	Actual Strength		Total
				Local Strength	Armed Reserve Strength	
1	2	3	4	5	6	7
1	Kanniyakumari District	56	2	1398	530	1928

**28.2 COGNIZABLE OFFENCES UNDER INDIAN PENAL CODE**

(Including Attempts)

YEAR: 2014-15

Sl.No	Item	Number of Cases Reported
1	2	3
1	Murder	36
2	Attempt to murder	120
3	Kidnapping	16
4	Murder for gain	4
5	Rape	13
6	Dacoit	-
7	Robbery	70
8	Burglary	205
9	Thefts	254
10	Riots	-
11	Criminal Breach of Trust	-
12	Cheating	155
13	Counterfeiting	5
14	Miscellaneous	3112
Total Cognizable Crime Under IPC		3990

Source: SUPT. OF POLICE . Nagercoil.

### 28.3 PRISONS AND CONVICTS

Year: 2014-15

Sl.No.	Classification of Prisons	Number
1	2	3
1	Central Prisons	-
2	State Prison for Women	-
3	Sub-Jails	2
4	Special Sub-Jails	-
5	Open Air Prison	-
6	Fifth Garden (Salem)	-
7	Borstal School	-
8	District Jail,Nagercoil	1

(Table28.3 contd)

#### Classification of convicts

Sl. No	Length of Sentences	Male	Female	Total
1	2	3	4	5
1	Below one year	-	-	-
2	Above one year and not exceeding two years	-	-	-
3	Above two years and not exceeding five years	-	-	-
4	Exceeding five years and not exceeding ten years	-	-	-
5	Exceeding ten years	-	-	-
6	Life Sentence	-	-	-
7	Sentence to death	-	-	-
<b>Total</b>		-	-	-

Source: District Prisons Head Office

**28.4 NO. OF CASES REGISTERED UNDER P.C.R.**

Year 2014-15

<b>SLNo</b>	<b>Name of the Stations</b>	<b>No. of Cases Registered under P.C.R.</b>
<b>1</b>	<b>2</b>	<b>3</b>
1	P.C.R Unit Nagercoil	-
2	Local Police Station	10

Source:Supt. of Police, Nagercoil.

**28.5 NO.OF CASES REGISTERED AGAINST WOMEN HARRASSMENT AND DOWRY**

Year 2014-15

<b>Sl.No.</b>	<b>Name of the Station</b>	<b>No. of Cases Registered against Women Harassment and Dowry</b>
<b>1</b>	<b>2</b>	<b>3</b>
1	All Women police station Nagercoil	37
2	All Women police station Kanniyakumari	21
3	All Women police station Kizhiturai	16
4	All Women police station Colachel	18
<b>Total</b>		<b>92</b>

Source: Supt.Of Police, Nagercoil.

## **29. PUBLIC HEALTH**

### **29.1 PUBLIC HEALTH AND MEDICAL SERVICES RENDERED BY ORGANISATIONS AND INDIVIDUAL**

Year:2014-15

<b>Sl.No.</b>	<b>Items</b>	<b>Numbers</b>
<b>1</b>	<b>2</b>	<b>3</b>
1	Hospitals ( including T.B. Hospital )	-
2	Dispensaries	-
3	Primary Health centre (Rural + Urban)	47
4	Nursing Home	-
5	Maternity & Child Welfare Clinic	-
6	Allopathy	47
7	Ayurvedic	5
8	Siddha	27
9	Homeopathy	2

Source: Dy. Director of Health Services , Nagercoil.

### **29.2 NO. OF PRIMARY HEALTH CENTRES WITH SUB-CENTRES**

Year:2014-15

<b>Sl.No.</b>	<b>Name of the Block / Municipality</b>	<b>No. of Primary Health Centers</b>	<b>Urban PHC</b>	<b>No. of Sub-Centers</b>
<b>1</b>	<b>2</b>	<b>3</b>	<b>4</b>	<b>5</b>
1	Thovalai	5	-	20
2	Agasteeswarakm	4	-	27
3	Rajakamangalam	3	-	26
4	Kurunthancode	4	1	34
5	Killiyoor	3	2	29
6	Munchirai	5	-	35
7	Melpuram	3	2	33
8	Thiruvattar	5	-	31
9	Thuckalay	4	1	32
10	Nagercoil Municipality	-	5	-
	<b>TOTA L</b>	<b>36</b>	<b>11</b>	<b>267</b>

Source: Deputy Director of Health Services, Nagercoil.

### **30. PRINTING AND PUBLICATION**

#### **30.1 NO. OF NEWS PAPERS, WEEKLY MAGAZINES, MONTHLY MAGAZINES ETC., PUBLISHED**

Year: 2014-15

<b>Sl.No.</b>	<b>Name of the News Paper</b>	<b>Language of Publication</b>	<b>Type of Periodicals</b>
<b>1</b>	<b>3</b>	<b>4</b>	<b>5</b>
1	Kalai Sudar	Tamil	DAILY
2	Thina Thanthi	Tamil	DAILY
3	Tamilmurasu	Tamil	DAILY
4	Thinakaran	Tamil	DAILY
5	Thinamurasu	Tamil	DAILY
6	Dinamalar	Tamil	DAILY
7	Yesu Pariyavar	Tamil	WEEKLY
8	Suzhal Chattai	Tamil	WEEKLY
9	Kanyakumari Express	English	MONTHLY
10	Future Education	English	MONTHLY
11	Love Truth Wisdom And Peace	English	MONTHLY
12	Voice Of Prayer	Malayalam	MONTHLY
13	Kumari Oosai	Tamil	MONTHLY
14	Marai Satchi Devasagayam Pillai	Tamil	TRI-MONTHLY
15	Thattachu Natham	Tamil	MONTHLY
16	Sudanthira Malar	Tamil	FORTNIGHTLY
17	Indiya Kokula Murasu	Tamil	MONTHLY
18	Paramarippu	Tamil	MONTHLY
19	Ithinai	Tamil	MONTHLY
20	Kirusthvin Kayankal	Tamil	MONTHLY
21	Rapha Eco	Tamil	MONTHLY
22	Mathi Yuga Chirpi	Tamil	MONTHLY
23	Mesiavin Thoni	Tamil	MONTHLY
24	Sarathy Vairam	Tamil	MONTHLY



**30.1 NO. OF NEWS PAPERS, WEEKLY MAGAZINES, MONTHLY MAGAZINES  
ETC., PUBLISHED(Contd..)**

Year: 2014-15

Sl.No.	Name of the News Paper	Language of Publication	Type of Periodicals
25	Slivellam	Tamil	MONTHLY
26	Full Gospel Dharisanam	Tamil	MONTHLY
27	Maratha Varinsenai	Tamil	MONTHLY
28	Jeeva Ozhi Jebkoburam	Tamil	MONTHLY
29	Vanpura	Tamil	MONTHLY
30	Eiyarkai Amutham	Tamil	MONTHLY
31	Aposthala Thoothu	Tamil	MONTHLY
32	Puthiya Thedal	Tamil	MONTHLY

Source: RDO, Nagercoil, RDO, Padmanabhapuram.

**30.2 NO. OF PUBLISHERS IN THE DISTRICT OTHER THAN NEWS PAPERS AND  
MAGAZINES**

Year: 2014-15

Sl.No.	Name of the Block / Municipality	No. of Publishers
1	2	3
1	Agasteeswaram	1

**30.3 NO. OF PRINTING PRESSES IN THE DISTRICT**

Year: 2014-15

Sl.No.	Name of the District	No. of the Printing Press	Type of the Press (Letter Press/Off set/Litho/Colour Graphics)
1	2	3	4
1	Kanyakumari	13	Letter Press/ Offset/ Printers

Source: G.M.District Industrial Centres, Nagercoil-4.

## MARKET INTELLIGENCE

In Kanniyakumari District the major market centre is Nagercoil. The other markets are Marthandam, Karungal, Thuckalay and Kulasekaram. The Market Intelligence scheme is functioning at Nagercoil, Marthandam, and Karungal centres.



Nagercoil is the headquarters of this district. Nagercoil market consists of two parts viz, Kottar and Vadasery. Now the Vegetable Market is

shifted to ozhiginasery as 'APPTA' market. The important agricultural commodities such as paddy, rice, palmgur, tapioca, chillies, onion are transacted in Kottar centre where as coir, coconut, arecanut, plantain, fruits and vegetables are marketed in Vadasery centre. This market is the primary market for paddy, tapioca, arecanut, tamarind, plantain, fruits and coir. It is a secondary market for most of the other commodities. This is the feeding market for all the other markets centres in this district and Kerala state.



### **31. PRICE INDICES**

#### **31.1 INDEX NUMBERS OF WHOLESALE PRICES ( Base: 1970-71=100)**

Year:2014-15

<b>Month</b>	<b>Primary Articles</b>	<b>Food Articles</b>	<b>Non Food Articles</b>	<b>Minerals</b>	<b>Fuel Power and Light</b>	<b>Manufactured Products</b>	<b>All Commodities</b>
<b>1</b>	<b>2</b>	<b>3</b>	<b>4</b>	<b>5</b>	<b>6</b>	<b>7</b>	<b>8</b>
<b>April'14</b>	2829.96	3524.24	1740.77	1563.28	2799.56	2033.91	2476.98
<b>May</b>	2841.98	3542.42	1742.8	1571.96	2803.01	2047.63	2489.45
<b>June</b>	2862.62	3572.02	1749.92	1563.28	2804.57	2042.85	2498.28
<b>July</b>	2892.95	3619.13	1753.92	1563.28	2805.78	2049.59	2517.26
<b>August</b>	2911.32	3646.82	1757.74	1563.28	2818.35	2051.06	2527.99
<b>September</b>	2925.15	3666.16	1763.07	1563.28	2810.43	2060.86	2539.32
<b>October</b>	2933.5	3668.05	1782.37	1563.80	2813.39	2073.44	2549.34
<b>November</b>	2939.81	3676.40	1785.60	1563.80	2817.19	2097.52	2563.37
<b>December</b>	2944.68	3686.69	1781.76	1563.80	2820.99	2124.73	2578.01
<b>January'15</b>	2949.47	3696.86	1777.89	1563.80	2827.03	2157.46	2595.11
<b>February</b>	2947.90	3691.96	1779.56	1615.84	2833.52	2189.56	2608.59
<b>March</b>	2954.57	3689.24	1801.97	1615.84	2839.21	2212.41	2622.33
<b>Average</b>	<b>2911.16</b>	<b>3640.00</b>	<b>1768.11</b>	<b>1572.94</b>	<b>2816.09</b>	<b>2095.09</b>	<b>2547.17</b>

Source :Dept. of Economics & Statistics, Chennai.

**31.2 CONSUMER PRICE INDEX NUMBERS FOR INDUSTRIAL WORKERS**  
(Base: Year 2001=100)

Year:2014-15

Month	Chennai	Tiruchy	Madurai	Coimbatore	Coonoor	Salem	Cuddalore	Nagercoil
1	2	3	4	5	6	7	8	9
April'14	223	245	229	222	235	226	1156*	1084*
May	227	251	231	231	236	229	1162*	1093*
June	229	252	237	232	240	231	1168*	1102*
July	235	261	244	238	246	238	1189*	1115*
August	234	259	245	235	245	239	1202*	1121*
September	230	260	242	236	244	239	1210*	1127*
October	230	258	245	235	248	242	1218*	1136*
November	241	265	257	240	254	247	1229*	1147*
December	242	270	257	242	254	245	1232*	1159*
January'15	239	269	253	237	251	245	134**	135**
February	237	262	251	237	250	243	132**	135**
March	236	250	249	236	250	241	131**	133**
Average	234	259	245	235	246	239		

.Source :Director General of labour bureau,Shimla \*Base year(1982=100)

\*\*Base year 2011=100 ..Source :Dept. of Economics & Statistics, Chennai.

**31.3 CONSUMER PRICE INDEX NUMBERS FOR SELECTED ESSENTIAL  
ITEMS IN RURAL TAMIL NADU**  
**Base Year 1970-71=100**

Year:2014-15

<b>Month</b>	<b>Food</b>	<b>Fuel Power and Lighting</b>	<b>Clothing</b>	<b>Others</b>	<b>Composite Index</b>
<b>1</b>	<b>2</b>	<b>3</b>	<b>4</b>	<b>5</b>	<b>6</b>
April '14	3502.00	2656.00	2043.00	3691.00	3382.96
May	3582.00	2662.00	2054.00	3722.00	3407.24
June	3551.00	2673.00	2075.00	3760.00	3430.55
July	3576.00	2675.00	2076.00	3785.00	3452.74
August	3596.00	2698.00	2095.00	3808.00	3473.13
September	3611.00	2720.00	2095.00	3855.00	3490.37
October	3632.00	2731.00	2095.00	3892.00	3510.88
November	3683.00	2736.00	2096.00	3902.00	3552.83
December	3721.00	2748.00	2098.00	3931.00	3586.45
January '15	3741.00	2773.00	2102.00	3956.00	3606.33
February	3745.00	2779.00	2106.00	3971.00	3611.35
March	3750.00	2793.00	2112.00	4007.00	3619.50
<b>Average</b>	<b>3636.33</b>	<b>2720.33</b>	<b>2087.25</b>	<b>3856.67</b>	<b>3510.36</b>

Source : Department of Economics & Statistics, Chennai.

**31.4 CONSUMER PRICE INDEX NUMBERS FOR SELECTED ESSENTIAL  
ITEMS IN URBAN TAMIL NADU**  
**Base Year 1970-71=100**

Year:2014-15

<b>Month</b>	<b>Food</b>	<b>Fuel &amp; Light</b>	<b>Clothing</b>	<b>Others</b>	<b>Composite Index</b>
<b>1</b>	<b>2</b>	<b>3</b>	<b>4</b>	<b>5</b>	<b>6</b>
April'14	3147.00	2845.00	2653.00	3038.00	3080.51
May	3169.00	2848.00	2655.00	3059.00	3099.95
June	3187.00	2865.00	2666.00	3108.00	3122.89
July	3214.00	2877.00	2668.00	3135.00	3147.51
August	3246.00	2893.00	2671.00	3160.00	3175.62
September	3268.00	2911.00	2678.00	3176.00	3195.49
October	3294.00	2920.00	2700.00	3203.00	3220.28
November	3355.00	2920.00	2710.00	3231.00	3268.58
December	3382.00	2931.00	2715.00	3234.00	3289.11
January'15	3399.00	2984.00	2721.00	3243.00	3306.6
February	3394.00	3040.00	2725.00	3259.00	3309.93
March	3393.00	3049.00	2731.00	3269.00	3311.91
<b>Average</b>	<b>3287.33</b>	<b>2923.58</b>	<b>2691.08</b>	<b>3176.25</b>	<b>3210.70</b>

Source : Department of Economics & Statistics, .Chennai.

## **32. QUALITY CONTROL**

### **32.1 LIST OF INDUSTRIAL ESTABLISHMENT UNITS HAVING QUALITY CONTROL FACILITIES AND THE PRODUCTS SUBJECTED TO QUALITY CONTROL.**

Year:2014-15

<b>Sl.No.</b>	<b>List of Industries</b>	<b>Establishment Units having, Quality Control Facilities</b>	<b>Products subjected to Quality Control</b>
<b>1</b>	<b>2</b>	<b>3</b>	<b>4</b>
NIL			

## **33. REGISTRATION**

### **33.1 NO.OF REGISTRATION OFFICES IN THE DISTRICT**

Year:2014-15

<b>Sl.No.</b>	<b>Name of the Block / Municipalities</b>	<b>No. of Registration Office</b>
<b>1</b>	<b>2</b>	<b>3</b>
1	Nagercoil Registration District	12
2	Marthandam Registration District	9

Source: District Registration Officer, Nagercoil & Marthandam.

### **33.2 REGISTRATION AND AGGREGATE VALUE OF PROPERTIES TRANSFERRED DURING THE YEAR**

Year:2014-15

<b>Sl.No.</b>	<b>No. of Registration (Moveable and Immovable)</b>	<b>Aggregate Value of Properties Transferred (Moveable and Immovable ) In Crores</b>
<b>1</b>	<b>2</b>	<b>3</b>
1	Nagercoil Registration District	Rs.462.24
2	Marthandam Registration District	Rs 1035.88

Source: District Registration Officer, Nagercoil & Marthandam.

**34. REPAIR AND SERVICE**  
**34.1 AUTHORISED AUTOMOBILES REPAIR AND SERVICE**  
**STATIONS**

Year:2014-15

Name of the District	Authorised Automobiles Repair and Service (in No's.)
1	2
Kanniyakumari District	43

**Source: Inspector of Labourer, Nagercoil.**

**34.2 AUTHORISED ELECTRICAL AND ELECTRONIC GOODS**  
**REPAIR AND SERVICE UNITS**

Year:2014-15

Name of the Block / Municipalities	Electrical and Electronic goods Repair and Service Units (in No's)
1	2
Kanyakumari District	119

**Source: District Labour Inspector Office, Nagercoil**



# RESTAURANTS AND HOTELS



### **35. RESTAURANTS AND HOTELS**

#### **35.1 RESTAURANTS, CAFES & OTHER EATING AND DRINKING PLACES**

**Year 2014-15**

<b>Sl.No.</b>	<b>Items</b>	<b>Place</b>
<b>1</b>	<b>2</b>	<b>3</b>
1	Restaurants	256
2	Other shops	505
3	Other Eating and Drinking Centers	689

**Source :Deputy Inspector of Labourers, Nagercoil**

#### **35.2 DETAILS OF HOTELS**

**Year 2014 - 15**

<b>Sl.No</b>	<b>Name of the Hotels with lodging facilities</b>	<b>Name of the Hotels without lodging facilities</b>	
<b>1</b>	<b>2</b>	<b>3</b>	
1	Hotel Tamil Nadu (TTDC Ltd)	1	Hotel Ganga, Nagercoil
2	Hotel Singar Internationl, Kanyakumari	2	Meenakshibhavan, Nagercoil
3	Hotel Madhini, Kanyakumari	3	Ariya Bhavan, Nagercoil
4	Hotel Manickam, Kanyakumari	4	Bhgavathi Canteen, Nagercoil
5	Leshmi Lodge, Kanyakumari	5	Hotel Saravana, Kanyakumari
6	Hotel Sangam, Kanyakumari	6	Hotel Azad, Nagercoil
7	New Hotel Cape Residency, Kanyakumari	7	Hotel Prabu, Nagercoil
8	Hotel Siva Residency, Kanyakumari	8	Parvathi fast food, Nagercoil
9	Hotel Dhuruva, Kanyakumari	9	Peoples Hotel, Nagercoil
10	Hotel Bharani, Kanyakumari	10	Hotel Gowari Sankar, Nagercoil
11	Thiruveni Tourist Home, Kanyakumari	11	Parvathi International, Nagercoil
12	Hotel Ramsath, Nagercoil	12	Murugan café, Nagercoil
13	Hotel Sagar, Kanyakumari	13	Hotel Ariya, Nagercoil
14	Sree Meenakshi Bhavan, Nagercoil	14	Hotel Archana, Kanyakumari

### **35.2 DETAILS OF HOTELS(Contd..)**

**Year 2014-15**

<b>Sl.No</b>	<b>Name of the Hotels with lodging facilities</b>	<b>Name of the Hotels without lodging facilities</b>	
<b>1</b>	<b>2</b>	<b>3</b>	
15	Hotel Parvathi International, Nagercoil	15	Hotel Sankar, Kanyakumari
16	Hotel Krishna inn, Nagercoil	16	Hotel Kendra, Kanyakumari
17	Hotel Niranj, Nagercoil	17	Hotel Niranj, Nagercoil
18	Hotel Saranya, Kanyakumari	18	Hotel Krishna inn, Nagercoil
19	Hotel Blue Residency, Nagercoil	19	Hotel Bhuvana, Nagercoil
20	Azad Lodge, Nagercoil	20	Hotel Taj Home, Thuckalai
21	S.M. Lodge, Nagercoil	21	Lins Restaurant
22	Golden Lodge, Naagercoil	22	Hotel Umasankar, Thuckalai
23	Pioneer Kumarasamy Lodge, Nagercoil	23	Hotel Nandhana, Kanaykumari
24	Kerala Guest House, Kanyakumari	24	Hotel Taj Home. Thuckalay
25	Hotel Divines Internationa, Marthandam	25	Mano Restarant
26	Hotel Lin Lodge, Marthandam	26	Hotel Gowari Sankar, Chunkankadai
27	Hotel Bhuvana, Nagercoil	27	Hotel Chithra, Nagercoil
28	Hotel Singar, Nagercoil		
29	Palace Lodge, Thuckalai		
30	Hotel Sagana castle, Nagercoil		
31	Hotel Star, Marthandam		
32	Anand Lodge, Marthandam		
33	Hotel Ganga, Nagercoil		
34	Hotel Samuthira, Kanyakumari		
35	Hotel Sparsa International, Kanyakumari		
36	Hotel Melody Par, Kanaykumari		
37	Hotel Park, Colachel		
38	Hotel Sun World, Kanyakumari		
39	Hotel SeaShore, Kanyakumari		

**Source :Deputy Inspector of Labourers, Nagercoil**

**35.2 DETAILS OF HOTELS(Contd..)**

**Year 2014 -15**

40	Hotel Alangar, Kanyakumari		
41	Hotel Nageswari Tourist Home, Kanyakumari		
42	Hotel Vijayatha, Nagercoil		
43	Hotel Melathil Star, Panachamoodu		
44	Hotel Parvathi Residency, Nagercoil		
45	Hotel Harris Residency, Nagercoil		
46	Hotel Canon International, Nagercoil		
47	Hotel Thangam International, Kaliyakkavilai		
48	Hotel Trisea, Kanyakumari		
49	Hotel Sea View, Kanyakumari		
50	Hotel Udupi International, Nagercoil		
51	Hotel Amutham, Kanyakumari		

**35.2A ACCOMMODATION ADDRESSES****Year 2014 -15**

Sl.No	Name of the Hotels with lodging facilities	No of Rooms		No of Beds	Telephone No.
		A.C	Non A.C		
1	2	3	4	5	6
1	Hotel singar international, main road - 3 star	52	10	124	247992
2	Sparza,main road- 2star	48	-	96	247041
3	Hotel melody park, 2/5 east car street- 2 star	26	16	86	246667
4	Hotel sea view, east car street	61	-	102	247841
5	Hotel maadhini, east car street	31	35	132	246787
6	Manickam tourist home, north car street	19	40	118	246687
7	Siva murugan lodging, 2/93 north car street	19	40	99	246862
8	Hotel sivas residency, 2-77-a south car street	7	29	70	246929
9	Sea view lodge, south car street	-	31	62	247719
10	Tri sea hotel private ltd, kovalam road	14	31	97	246586
11	Hotel sangam, main road	8	25	76	246351
12	Hotel sun rock, 2/71 pillaiyar kovil	3	23	117	246167
13	Triveni tourist home, main road	-	45	124	246575
14	Sankar guest house, 4/75a main road	4	22	57	246260
15	Hotel samudra , sanathi street	10	33	87	246162
16	Hotel jaas, 1/61 south car street	2	14	27	246446
17	Hotel ramshath, 2/76 south car street	2	14	34	247573
18	Santhi residency, kovalam road	2	9	30	247091

**35.2A ACCOMMODATION ADDRESSES(contd..)**

Sl.No	Name of the Hotels with lodging facilities	No of Rooms		No of Beds	Telephone No.
		A.C	Non A.C		
1	2	3	4	5	6
19	Kaveri lodge, koyalam road	-	31	70	246288
20	Hotel safan, koyalam road	-	18	36	246012
21	Yamana lodge, koyalam road	-	10	24	246256
22	Narmatha hotel. Koyalam road	-	18	38	246365
23	Hotel natraj, 2/68a pillaiyar koil street	-	10	24	247123
24	Lakshmi tourist home , east car street	2	28	60	246203
25	N.r.s.lodge, middle street	-	28	61	246320
26	Ashoka lodge, middle street	1	28	58	246895
27	Sealand lodge, 2/17 east car street	-	24	63	246079
28	Gopi nivas lodge, east car street	-	62	143	246355
29	Alk shiva tourist home , east car street	-	16	30	247766
30	Hotel bhaggiya,north car street	-	13	32	246002
31	New star lodge. Pillaiyar koil street	-	9	16	-
32	Siva ram lodge, south car street	-	5	13	246393
33	Saagar lodge. 2/66 sivas complex, south car street	-	9	24	246325
34	Parvathi nivas lodge ,west car street	-	21	53	246351
35	Hotel sebu palace, 2/19 south car street	-	22	52	-
36	Hotel ganga lodge,&avanu, main road	-	60	146	246199

**35.2A ACCOMMODATION ADDRESSES(Contd..)**

Sl.No	Name of the Hotels with lodging facilities	No of Rooms		No of Beds	Telephone No.
		A.C	Non A.C		
1	2	3	4	5	6
37	Sree bagavathi lodge, east car street.	-	26	57	246298
38	Green palace, main road	-	12	28	246886
39	Hotel duruva, vivekanandapuram jn	-	22	49	246912
40	Hotel reboboth, vivekanandapuram jn	1	11	20	248414
41	Hotel kanya lodge, main road	2	19	52	246713
42	Hotel ganesh, near railway station	2	24	60	246345
43	Hotel ganesh avenue, near railway station	2	25	72	246645
44	Boopathy lodge, near railway station	3	49	126	246871
45	New cape hotel, opp.railway station	3	22	50	247560
46	Hotel vinanchi arachi	-	18	25	246028
47	Township lodge , main road	-	10	25	247694
48	Township lodge , township complex	-	12	24	246279
49	Balaji lodge, middle street	-	26	52	248333
50	YMCA,vivekanandapuram	5	12	84	246292
51	Pioneer karthigai lodge, near gandhi mandapam	-	12	32	247275
52	Tamilnadu State Transport Corporation lodge	-	10	42	246255
53	Hotel cape residency, main road	28	7	70	246331
54	Hotel tamilnadu, kanyakumari	38	2	166	246257
55	Vivekananda kendra, vivekanadapuram	8	122	287	246250
56	Hotel Amutham	7	21	60	247300

**Source: Tourist Officer,Kanniyakumari**

### **36. RECREATION AND CULTURAL SERVICES**

#### **36.1 LIST OF CINEMA THEATRES AND THEIR CAPACITIES**

Year : 2014 -15

<b>Sl.No.</b>	<b>Name of the Block / Municipality</b>	<b>Name of the Cinema Theatres</b>	<b>Capacity</b>
<b>1</b>	<b>2</b>	<b>3</b>	<b>4</b>
1	Nagercoil Municipality	Thangam Theatre, Vadasery	791
2	Nagercoil Municipality	Pioneer Muthu Theatre, Nagercoil	753
3	Nagercoil Municipality	Rajesh Theatre, Nagercoil A/C	715
4	Nagercoil Municipality	Sree Karthigai Theatre, Nagercoil A/C	694
5	Nagercoil Municipality	Pioneer Vasantham Palace Theatre, Nagercoil	804
6	Nagercoil Municipality	Sri Valli Theatre, Nagercoil	745
7	Nagercoil Municipality	Rajas Picture Palace, Nagercoil	850
8	Nagercoil Municipality	ChakkaravarthyA/C	595
9	Nagercoil Municipality	Mini Chakkaravarthy A/C	284
10	Kuzhithurai Municipality	Anand Theatre,Marthandam	1010
11	Kuzhithurai Municipality	Lakshmi Theatre, Kuzhithurai	604
12	Melpuram Block	Yamuna Theatre, Panichamoodu	362

**Source: Deputy Commissioner, Commercial Tax, Nagercoil**



### **36.2 LIST OF CLUBS AND ASSOCIATIONS**

Year:2014-15

<b>Sl.No.</b>	<b>Place</b>	<b>No of the Clubs and Association</b>
<b>1</b>	<b>2</b>	<b>3</b>
1	District Registration, Nagercoil	161
2	District Registration, Marthandam	57
<b>Total</b>		<b>218</b>

**Source: District Registration Officer, Nagercoil & Marthandam.**

### **36.3 LIST OF MOTION PICTURE DISTRIBUTORS AND PROJECTION SERVICES**

Year:2014-15

<b>Sl.No.</b>	<b>Name of the Block / Municipality</b>	<b>Name of the Picture Distributors / Projection Services</b>
<b>1</b>	<b>2</b>	<b>3</b>
	Nil-	-

**Source: District Collectorate, Naagercoil**

## NOON MEAL SCHEME



**37. SOCIAL WELFARE**

**37.1 PURATCHI THALAIVAR M.G.R. NUTRITIOUS MEALS PROGRAMME CENTRES**

YEAR: 2014 -15

No. of centers						
School Sector		Local Body Sector		Urban ICDS	Rural ICDS	Total
Panchayat Union	Municipal Bodies	Panchayat Union	Municipal Bodies			
1	2	3	4	5	6	7
324	330	-	-	847	554	1401

Source: District Social welfare officer, Nagercoil.

**37.2 NO.OF BENEFICIARIES UNDER PURATCHI THALAIVAR M.G.R.NUTRITIOUS MEALS PROGRAMME**

YEAR: 2014 -15

No. of Beneficiaries under Age Group							
6 Months to 3 years	4 to 5	5 to 9		10 to 14		Urban ICDS	Rural ICDS
ICDS	ICDS	School(Part)		School (Part)	Municipal Bodies		
1	2	3	4	5	6	7	8
36020	16687	38018	-	45367	-	4227	18080

Source: 1. P.A. Noon meal Scheme, .District Collector, Nagercoil.  
2. Project Officer, I.C.D.S, Nagercoil.

**37.2A NO. BENEFICIARIES UNDER SUPPLEMENTARY NUTRITIOUS FOOD PROGRAMME**

Year: 2014-15

Sl. No.	Beneficiaries	Urban ICDS	Rural ICDS
1	6-36 Months Children	2211	3409
2	4 to 5 Years(NMP)	2016	14671
3	AN Mothers	-	-
4	PN Mothers	-	-
5	OAPs	-	-

Source: Project Officer, I.C.D.S Nagercoil

**37.3. NUMBER OF BENEFICIARIES UNDER FREE SUPPLY OF TEXT BOOKS AND UNIFORMS**

Year: 2014 - 15

Sl. No.	NAME OF EDUCATION	Age group 6-14 (standards I to VIII) and High School/ Higher Secondary School Students				
		Uniforms		Text Books	Bicycles	Free bus pass
		Boys	Girls	No. of Students	No. of Students	No. of Students
1	2	3	4	5	6	7
1	District Elementary Education	39423	42213	64650	-	3420
2	District Secondary Education	17592	18960	130416	20774	54304
<b>Total</b>		57015	61173	195066	20774	57724

Source: 1.District Elementary Educational Officer Nagercoil  
2. Chief Educational Officer Nagercoil

### **37.4 NUMBER OF BENEFICIARIES UNDER OLDAGE PENSION SCHEME**

Year : 2014-15

District	Name of the Taluk	Old age pension for aged	Old Pension for personally disabled person	Old age pension for Widow	Physically disabled pension	Old age Pension for deserted wives	Pension for unmarried Women	Destitute Widow Pension	CMUPT Old Age Pension
1	2	3	4	5	6	7	8	9	10
Kanyakumari	Agasthe eswaram	6256	544	1427	1637	696	319	2591	420
	Thovalai	3196	195	832	552	343	64	996	1065
	Kalkulam	7541	390	4276	2772	786	709	2408	189
	Vilavancode	11884	714	2532	2004	1015	730	3762	860
	Total	28877	1843	9067	6965	2840	1822	9757	2534

### **37.5. FREE HOUSES AND HOUSE SITES DISTRIBUTED TO COMMUNITIES**

Year : 2014-15

Name of the Taluk	House distributed					
	S.C.	S.T	B.C.	D.C.& MBC	Others	Total
1	2	3	4	5	6	7
Agasteeswaram	-	-	6808	32	110	6950
Thovalai	-	-	-	-	-	-
Kalkulam	-	-	-	-	-	-
Vilavancode	-	-	-	-	-	-
<b>Total</b>	-	-	<b>6808</b>	<b>32</b>	<b>110</b>	<b>6950</b>

Source: District Collectorate, Nagercoil.

### **37.6 Implementation of Relief Measures and Pension Schemes**

**Year 2014-15**

SI No	Name of the scheme relief measures	No of beneficiaries				Total amount disbursed	No. Gold Coin issued (4 grams)
		SC	S T	Other s	Tota l	(Rs in'000')	
<b><u>Nalinthor Nalathittam</u></b>							
1	EVR Maniammayar Ninaivu Widow daughter marriage assistance scheme	-	-	21	21	2050	
	Annai Theresa Ninaivu orphan girl marriage assistance scheme	-	-	3	3	150	
	TamilNadu Intercaste Marriage assistance Scheme(Anjugam Ammayar)	16	-	7	23	700	-
	Dr.Dharmambal Ammayiar Ninaivu Widow remarriage Assistance Scheme.	-	-	-	-	-	-
	Moovalur Ramamirtham Ammayiar Thirumana Schemes	-	-	5689	5689	219900	-
2	Accidental Relief of workers (death at the time of work)	-	-	-	-	-	-
3	Freedom fighters pension scheme						-
	a) State government	-	-	-	-	-	-
	b) Central government	-	-	-	-	-	-
	c) State government and Central government	-	-	-	-	-	-
4	Free supply of sewing machines	-	-	-	-	-	-
5	Sivakami Ammayiar Ninaivu girl child protection scheme	20	-	2178	2198	53608	-
6	Free note books supply to widow`s children	-	-	-	-	-	-
7	Marriage Scheme						
	Graduate						
	Non Graduate						
8	Others if any(spicify)	-	-	-	-	-	-

**Source: District Social welfare Office, Nagercoil.**

### **38. SANITARY SERVICES**

#### **38.1 No. of Sanitary Workers engaged in Sanitation, Garbage and Sewage disposal and other particulars.**

**YEAR: 2014 -15**

<b>No. of Workers engaged in Sanitation</b>	<b>No. of Garbage and Sewage disposal</b>	<b>Other connected works related with sanitation</b>
<b>1</b>	<b>2</b>	<b>3</b>
464	7.5 M.T. Per day	Nil

**Source: All Panchayat Unions& Municipalities  
AD Town Panchayat, Nagercoil**


#### **38.2 NO. OF VEHICLES ENGAGED IN SANITARY SERVICES**

**YEAR: 2014-15**

<b>Sl.No.</b>	<b>Name of the Block /Municipality</b>	<b>No. of vehicles engaged in Sanitary Services</b>
<b>1</b>	<b>2</b>	<b>3</b>
1	Padbanabhapuram Municipality	4
2	Colachel Municipality	4
3	Kuzhithurai Municipality	4
4	Nagercoil Municipality	8
5	Town Panchayats	296
6	Thuckalai Union	Nil
7	Rajakkamangalam Union	3

**Source: All Panchayat Unions& Municipalities  
AD Town Panchayat, Nagercoil**

# STORAGE AND GODOWNS





### **39. SCIENTIFIC AND RESEARCH SERVICES**

#### **39.1 INSTITUTIONS AND LABORATORIES ENGAGED IN RESEARCH WORK**

Year:2014-15

<b>Name and address of Institutions and Laboratories</b>	<b>Type of Research Field</b>
1	2
-	NIL

### **40. STORAGE FACILITIES**

#### **40.1 LIST OF AGRICULTURAL AND NON-AGRICULTURAL STORAGE GODOWNS**

Year:2014 -15

<b>Name and address of Agricultural Godowns</b>	<b>Capacity In MT.</b>	<b>Name and address of Non Agricultural Godowns</b>
1. Rural Godown, Regulated Market, Vadasery	1000	Nil
2. Paddy Godown Regulated Market Vadasery	1000	
3. Transaction Shed, Vadasery	1000	
4. Rural Godown Monday Market Regulated Market	1000	
5. Paddy Godown Regulated Market Monday Market	1000	
6. Transaction Shed, Monday Market	1000	
7. Rural Godown,Marthandam Regulated Market	1000	
8. Transaction Shed, Marthandam	1000	
9. Rural Godown,Kaliakkavilai Regulated Market	1000	
10. Transaction Shed, Kaliakkavilai	1000	
11. Rural Godown, Regulated Market Kulaseharam	1000	
12. Transaction Shed, Kulaseharam	1000	

**Source: Secretary(G), Kanyakumari Market Committee, Nagercoil.**

#### **40.2 LIST OF COLD STORAGE AND GODOWNS**

YEAR 2014 -15

<b>Sl.No.</b>	<b>Name and address of the cold storage</b>
1	25.M.T @ Monday Market Regulated Market

**Source: Secretary(G), Kanyakumari Market Committee, Nagercoil.**

## **41. TEXTILES**

### **41.1 No. of Ginning, Spinning and Weaving mills**

YEAR 2014-15

<b>Sl.No.</b>	<b>Name of the Block/Municipalities</b>	<b>No. of Ginning mills</b>	<b>No. of Spinning mills</b>	<b>No. of Weaving mills</b>
<b>1</b>	<b>2</b>	<b>3</b>	<b>4</b>	<b>5</b>
1	Nagercoil Municipality	-	1	-
2	Thovalai Block	-	1	-

### **41.2 QUANTUM OF PRODUCTION DURING THE YEAR. 2014 -15**

<b>Ginning Mills production</b>	<b>Spinning mills production Quantity in Kg</b>		<b>Weaving mills Production</b>
<b>1</b>	<b>2</b>		<b>3</b>
-	1.Kanniyakumari DistrictCo-op Spinning Mill Ltd., Aralvoimozhi	675000 Kgs	-
-	2.Nagammal Mills Limited, Nagercoil	1814408.7 Kgs	-

# TRANSPORT



## **42. TRADE AND COMMERCE**

### **42.1 NO. OF MAJOR AND MINOR TRADE AND COMMERCIAL ESTATE**

YEAR 2014-15

No. of major Trade	No. of minor Trade	No. of Commercial estate
1	2	3
10	2687	-

Source: Deputy Commissioner, Commercial taxes, Nagercoil.

## **43. TRANSPORT**

### **43.1 LENGTH OF ROADS (IN KILOMETRES)**

YEAR 2014-15

Categories	Cement/ Concrete	Bitu minous	Water bound Macadam	Total	Un surfaced Road	Grand Total
1	2	3	4	5	6	7
National Highways NH47B+ 47	-	78.60	-	78.60	-	78.60
State Highways	-	228.167	-	228.167	-	228.167
Municipality Roads	129.584	245.530	8.100	383.214	3.902	387.116
Panchayat Union & Panchayat Roads	193.748	1236.777	78.603	1509.128	161.333	1670.461
Town Panchayat Roads	867.264	1761.344	89.284	2717.892	449.881	3167.77
Forest Roads	-	36.88	-	36.88	-	36.88

Source: All Panchayat Unions & Municipalities, AD Town Panchayats, Ngl.,  
DFO, Ngl. EE, State Highways Ngl., EE, National Highways Ngl.

### 43.2 ROAD ACCIDENTS

Year : 2014-15

Sl.No.	Name of the District	Total Number of Accidents	No. of persons injured	Number of persons killed
1	2	3	4	5
1	Kanyakumari district	1125	1336	264

Source: Supt. of Police Kanniyakumari.Dist. Nagercoil

### 43.3 REGISTERED MOTOR VEHICLES

Year : 2014 - 15

Commercial							
Stage carriage		Auto-rickshaw	Ordinary Taxi	Motor Cab	Maxi Cab	Omni Buses	Private Station Vehicle & others
Public	Private						
1	2	3	4	5	6	7	8
111	33	531	21	78	213	40	15

**Table 43.3 Contd.**

Commercial									
School Bus	Ambulance	Fire Fighter	Light Commercial Vehicle	Lorry		Articulated Vehicle		Tractor Tractor	Total
				State Permit	National	State Permit	National		
9	10	11	12	13	14	15	16	17	18
71	47	-	2006	82	68	-	-	85	3401

**Table 43.3 Contd.**

<b>Non-Commercial Vehicles</b>						
<b>Motor Cycle</b>	<b>Scooter</b>	<b>Moped</b>	<b>Tri-Cycle Auto</b>	<b>Motor Car</b>	<b>Jeep</b>	<b>Station Wagon</b>
<b>19</b>	<b>20</b>	<b>21</b>	<b>22</b>	<b>23</b>	<b>24</b>	<b>25</b>
11236	1788	6523	184	2541	8	-

**Table 43.3 Contd.**

<b>Non-Commercial Vehicles</b>						
<b>Tractor</b>	<b>Three wheeler</b>	<b>Four wheeler</b>	<b>Road Roller s</b>	<b>Others</b>	<b>Total</b>	<b>Grand Total</b>
<b>26</b>	<b>27</b>	<b>28</b>	<b>29</b>	<b>30</b>	<b>31</b>	<b>32</b>
18	55	178	7	3	22541	25942

**Source: RTO Nagercoil & Swamiyarmadam.**

**43.4 TRANSPORT CORPORATIONS**

**Year : 2014-15**

<b>Sl.No.</b>	<b>Name of the Corporations</b>	<b>Year of Formation</b>	<b>Head quarter</b>	<b>District covered</b>	<b>No.of buses as on 31st March</b>
<b>1</b>	<b>2</b>	<b>3</b>	<b>4</b>	<b>5</b>	<b>6</b>
1	<b>Tamil Nadu State Transport Corporation (TIN) LTD: Nagercoil Region</b>	<b>Nov-10</b>	<b>Tirunelveli</b>	<b>Kanniyakumari , Tirunelveli, Thuthukudi,</b>	<b>896</b>

**43.5 SELECT INDICATORS ON OVERALL PERFORMANCE OF STATE  
TRANSPORT CORPORATIONS**

**TNSTC(MDU)LTD,NAGERCOIL**

**Year : 2014-15**

<b>Sl.No.</b>	<b>Item</b>	<b>Performance Indicator</b>
<b>1</b>	<b>2</b>	<b>3</b>
1	Fleet Strength	896
2	Kilometres operated carried per day (in lakhs)	3.23
3	Number of passengers carried per day (in lakhs)	8.29
4	Fleet Utilisation (Percentage)	95.11
5	Kilometre efficiency (Percentage)	100.44
6	Kilometre run per litre of diesel	
	a) City / Town	5.00
	b) Mofussil	5.16
	c) Overall	5.09
7	Number of routes (As on day)	556
8	Number of New routes introduced during the year	-
9	New villages benefited during the year	-
10	Benefied village (Population)	-
11	Staff strength	5456
12	Number of New Buses purchased(Chassis)	7

**Source: TNSTC, Madurai Division III,  
Nagercoil**

**43.6 RAILWAY LINES AND STATIONS**

**Year: 2014-15**

<b>Item</b>	<b>Broad Gauge</b>	<b>Meter Gauge</b>	<b>Broad Gauge &amp; Meter Gauge</b>	<b>Total</b>
<b>1</b>	<b>2</b>	<b>3</b>	<b>4</b>	<b>5</b>
Route Length (in Km.)	78	-	-	78
Tract Length (in Km.)	78	-	-	78
Number of Railway Stations	11	-	-	11

**Source: Station Master, Railway Station, Nagercoil.**

### 43.7 PORT DEVELOPMENT

Year: 2014-15

Name of the Port	Vessels entered	Cargo handled
1	2	3
<b>Major Ports:</b>		
1. Chennai	-	-
2. Tuticorin	-	-
<b>Intermediate Ports</b>		
1. Cuddalore	-	-
2. Nagapattinam	-	-
<b>Minor Ports</b>		
1. Rameswaram	-	-
2. Pamban	-	-
3. Colachal	-	-
4. Kanniyakumari	Nil	Nil
5. Valinokkam	Nil	Nil

### 43.7 PORT DEVELOPMENT(Contd...)

Cargo Handled (Tonne)			Revenue (Rs. In lakhs)		
Loaded	Unloaded	Total	PAX	Cargo	Total
7	8	9	10	11	12
Nil					



**43.8 AIR PORTS****Year: 2014-15**



<b>Sl.No.</b>	<b>Airport</b>	<b>Passengers (in '000')</b>			
		<b>Embarked</b>	<b>Disembarked</b>	<b>Transit</b>	<b>Total</b>
<b>1</b>	<b>2</b>	<b>3</b>	<b>4</b>	<b>5</b>	<b>6</b>
1	International Airport, Chennai	-	-	-	-
	a) International	-	-	-	-
	b) Domestic	-	-	-	-
2	Domestic Airport	-	-	-	-
	a) Chennai	-	-	-	-
	b) Coimbatore	-	-	-	-
	c) Madurai	-	-	-	-
	d) Tiruchirappalli	-	-	-	-

**43.9 PRIVATE TRANSPORT OPERATION****Year: 2014-15**

<b>Sl.No.</b>	<b>Name of the Transport Operations</b>
<b>1</b>	<b>2</b>
1	State Transport Corporation, Madurai Division III Ltd.,

**Source: RTO Ngl & Swamiyarmadam.**

# TOURIST PLACES



**44. TOURISM**  
**44.1 PLACES OF TOURIST ATTRACTION**

Year: 2014 -15

Sl.No	Tourist Place	Distance from Kanniyakumari ( in kms)
1	2	3
In Kanyakumari		
1	Arul Migu Bhagavathiamman Temple kanyakumari	0
2	Vivekananda Rock Memorial	0
3	Thiruvalluvar Statue	0
4	Gandhi Memorial	0
5	Guganata swamy Temple	0
6	View Tower	0
7	Kamaraj Memorial	0
8	Government Mesem	0
9	Kumari Hall Of History	0
10	Sun Rise at Bay of Bengal	0
11	Sun Set at Arabian Sea	0
12	Land's End of India and Confluence of three seas	0
13	St.Mary;s Church	0
Around Kanyakumari		
14	Vattakottai	6
15	Nagaraja Temple, Nagercoil	19
16	St.Xavier churchat Kottar	19
17	Suchindrum Kovil	13
18	Swamithoppu	13
19	Udayagiri fort	34
20	Thirparappu Water Falls	63
21	Thiruvattar Temple	60
22	Muttam Beach	32
23	Chidaral Jain Temple	45
24	Pechiparai Dam	70
25	Perunchani Dam	70
26	Mathoor Hanging Bridge	60
27	Padmanabhapuram Palace	37
28	Aruvikkarai Falls	47
29	Ulakkai Aruvi	35
30	KaliKesam	38
31	Thengapattanam Beach	54
32	Mondaikadu Bhagavathi Amman Temple	44
33	Sothavilai Beach	12
34	Sanguthurai beach	15
35	Thirunanthikarai Cave temple	69
36	Thuckalay Dargah	36
37	Kumaracoil	34
38	Thekkurichi Beach	29

**44.2 LIST OF PLACES OF WORSHIP**

Year: 2014-15

<b>Sl.No.</b>	<b>Places of Worship</b>
<b>1</b>	<b>2</b>
1	Arulmigu Bhagavathiamman Temple, Kanyakumari
2	Alankaramatha Holy Church, Kanyakumari
3	Guganatha Swamy Temple, Kanyakumari
4	Arulmigu Thanumalyar Temple, Suchindram
5	Arulmigu Nagaraja Temple, Nagercoil
6	Murugan Kuntram
7	St.Mary's Church, Kanyakumari
8	St.Xaviour Church, Kottar.
9	Peer Mohamed Oliyullah Dharga, Thuckalay
10	Velimalai Kumarakoil
11	Arulmigu Bhagavathiamman Temple, Mandaicaud
12	Arul migu Jain Kovil, Chitharal
13	Arulmigu Athikesava Temple Thiruvattur
14	Arulmigu Balamurugan Temple, Vellimalai
15	Arulmigu Boothalingasmy Temple, Boothapandy
16	Idaividda Sahayamatha Kovil, Sahayapuram
17	Iyya Vaikundasami Kovil, Swamithoppu.
18	Murugan Kovil, Marungoor.
19	Arul migu Madhadevar Temple, Thirparappu.
20	Arul migu Mahadevar Kovil, Ponmanai.
21	Arul migu Mahadevar Kovil, Pannipagam
22	Arulmigu Mahadevar Kovil, Thickerichi.



**Table 44.2 (contd...)**

<b>Sl.No.</b>	<b>Places of Worship</b>
<b>1</b>	<b>2</b>
23	Arulmigu Mahadevar Kovil, Thiruvidaicodu.
24	Arulmigu Mahadevar Kovil, Melamcodu.
25	Arulmigu Mahadevar Kovil, Kalkulam
26	Arulmigu Mahadevar Kovil, Thiruvithamcodu
27	Thirunanthikara Cave Temple
28	Arulmigu Mahadevar Kovil, Thirupannicodu
29	Arulmigu Mahadevar Kovil, ThiruNattalam.
30	Arulmigu Mahadevar Kovil, Munchirai
31	Arulmigu Mahadevar Kovil, Thirunanthikarai
32	Arulmigu Iyappasami Kovil, Vettuvenni.
33	Arulmigu Pathreswari Amman Kovil, Kollemcode
34	Arulmigu Pathreswari Amman Kovil, Koottalumudu.
35	Arulmigu Mathusoothanaperumal Kovil, Parakkai.
36	Muslim Mosque, Thiruvithamcode.
37	Arulmigu Thiruvalliarpathi Kovil, Thirupathisaram.
38	Arulmigu Sivan Kovil, Kalliankadu.
39	Arulmigu Awayar Amman Kovil, Sathaivillai, Thazhakudy
40	Arulmigu Esakkiamman Thirukovil, Muppanthal.
41	Arulmigu Murugan Kovil, Thoivalai.

**Source : Tourism Officer, Kanyakumari**

### **44.3 LIST OF HOTELS AND RESTAURANTS**

Year:2014-15

<b>Sl.No</b>	<b>List of Hotels</b>	<b>List of Restaurants</b>	
<b>1</b>	<b>2</b>	<b>3</b>	
1	Ananda Bhavan	1	Hotel Tamilnadu
2	Meenakshibhavan	2	Hotel Singar International
3	AriyaBhavan	3	Hotel Mathini
4	Bagavathi canteen	4	Hotel Monickam
5	Hotel Saravana	5	Lekshmi Lodge
6	Hotel Azad	6	Hotel Sangam
7	Hotel Prabu	7	New Hotel Cape Residency
8	Hotel chithra	8	Hotel Siva Residency
9	Parvathi fast food	9	Hotel Dhuruva
10	Peoples Hotel	10	Sankar Guest House
11	Gowri Sankar	11	Thiruvani Tourist Home
12	Parvathi International	12	Hotel Ramsath
13	Murugan café	13	Hotel Sagar
14	Hotel Ariya	14	Sree Meenakshi Bhavan
15	Hotel Archana, Kanyakumari	15	Hotel Parvathi International
16	Hotel Samuthira, Kanyakumaari	16	Hotel Rajam
17	Hotel Singar International, Kanyakumari	17	Hotel Niranj

**44.3 LIST OF HOTELS AND RESTAURANTS (contd..).**

<b>Sl.No</b>	<b>List of Hotels</b>	<b>List of Restaurants</b>	
<b>1</b>	<b>2</b>	<b>3</b>	
18	Hotel Monickam, Kanyakumari	18	Hotel Saranya
19	Hotel Cape Residency, Kanyakumari	19	Hotel Blue Residency
20	Hotel Sankar, Kanyakumari	20	Azad Lodge
21	Hotel Kendra, Kaanyakumari	21	S.M.Lodge
22	Hotel Sangam, Kanyakumari	22	Golden Lodge
23	Hotel Thiruveni, Kanyakumari	23	Pioneer Kumarasamy Lodge
24	Hotel Niranj, Nagercoil	24	Kerala Quest House
25	Hotel Rajam, Nagercoil	25	Hotel Divines International, Marthandam
26	Hotel Bhuvana, Nagercoil	26	Hotel Lin Lodge, Marthaddam
27	Hotel Taj Home, Thuckalai.	27	Hotel Bhuvana, Nagercoil
28	Hotel Divines International, Marthandam	28	Hotel Singar, Nagercoil
29	Hotel Star, Marthandam.	29	Palace Lodge, Thuckalai.
		30	Hotel Taj Home, Thuckalai.
		31	Hotel Star, Marthandam.
		32	Anand Lodge, Marthandam.
		33	Hotel Ganga, Nagercoil.

**Source : Tourism Officer, Kanyakumari**



#### **44.4 LIST OF TRAVEL AGENTS**

Year: 2014-15

<b>Sl.No.</b>	<b>List of Travel Agents</b>
1	2
1	Assisi Travels, Nagercoil
2	Shyras Travels, Nagercoil
3	Niranyan Travels, Nagercoil
4	Anbukkarasi Travels, Nagercoil
5	Ayyappa Travels, Nagercoil
6	Majestic Travels, Nagercoil
7	Mangalam Travels, Nagercoil
8	Safeway Travels, Nagercoil
9	Krishna Travels, Nagercoil
10	Abirami Travels, Nagercoil
11	Atchaya Travels, Nagercoil
12	Chankya Travels, Nagercoil
13	S.R Travels, Nagercoil
14	V.K.S Travels, Thuckalay
15	Tiriveni Travels, Kanniyakumari
16	Mariya Travels, Kanniyakumari
17	Sun rise Travels, Kanniyakumari
18	Sri.Maruthi Tours & Travels, Kanniyakumari
19	Nataraj Tours & Travels, Kanniyakumari
20	Kanya Tours & Travels, Kanniyakumari
21	Sri.Balaji Travels, Kanniyakumari
22	Sastha Travels, Kanniyakumari
23	Janani Travels, Kanniyakumari
24	Hepsy Travels, Kanniyakumari
25	Nethaji Travels, Kanniyakumari
26	Kanya Travels, Kanniyakumari

**Source: Dist. Collectorate, Nagercoil.**

### 44.5 TRAIN AND AIR SERVICE TIMINGS

**Year : 2014-15**

Sl.No	Train name (no.) passing via Nagercoil Junction	Arrives	Depart s	Stop time	M	T	W	T	F	S	S
1	Punalur Passenger (56700)	4:45	4:55	10 min	Y	Y	Y	Y	Y	Y	Y
2	Chennai Express (06748)	<b>Starts</b>	17:00		N	N	N	N	N	N	Y
3	Nagercoil Express (16537)	14:00	<b>Ends</b>		N	N	N	Y	N	N	N
4	Bangalore Express (17236)	<b>Starts</b>	19:05		Y	Y	Y	Y	Y	Y	Y
5	Chennai Express (06310)	<b>Starts</b>	19:40		N	N	N	N	N	N	Y
6	Ms Guruvayur Express (16127)	21:25	21:35	10mi	Y	Y	Y	Y	Y	Y	Y
7	Tirukkural Express (12641)	19:35	19:40	5 min	N	N	Y	N	Y	N	N
8	Madurai Passenger (56701)	22:30	22:40	10 mi	Y	Y	Y	Y	Y	Y	Y
9	Kanyakumari express (16526)	14:25	14:30	5 min	Y	Y	Y	Y	Y	Y	Y
10	Nagercoil Express (16335)	4:15	<b>Ends</b>		N	N	N	N	Y	N	N
11	Bangalore Express (16538)	<b>Starts</b>	13:20		N	N	N	N	N	Y	N
12	Gurudev Express (12659)	<b>Starts</b>	14:40		N	N	N	N	N	N	Y
13	Kacheguda Express (06308)	<b>Starts</b>	8:10		N	Y	N	N	N	N	N
14	NcjChennai Express (12690)	<b>Starts</b>	19:40		N	N	N	N	N	N	Y
15	Kcg Ncj Special (06307)	21:15	<b>Ends</b>		N	N	Y	N	N	N	N
16	Puducherry Express (06862)	13:55	14:00	5 min	N	Y	N	N	N	N	N
17	Pdy Cape Express (06861)	8:10	8:15	5 min	Y	N	N	N	N	N	N
18	Mangalore Express (06304)	<b>Starts</b>	20:35		N	N	Y	N	N	N	N
19	Rmm Mas Express (06020)	0:00	13:20	800 min	N	Y	N	N	N	N	N
20	Cape Rmm Express (12790)	22:15	22:20	5 min	N	Y	N	N	Y	N	Y
21	Tvc Hyb Express (06305)	4:45	0:00	1155 min	N	N	N	N	N	Y	N
22	Chennai Express (06348)	0:00	16:30	990 min	N	N	Y	N	N	N	N
23	Chennai Express (12668)	<b>Starts</b>	17:05		N	N	N	N	Y	N	N
24	Cape Mumbai Express (16382)	7:10	7:15	5 min	Y	Y	Y	Y	Y	Y	Y
25	Nagercoil Express (06309)	6:55	<b>Ends</b>		Y	N	N	N	N	N	N
26	Anantapuri Express (16723)	10:05	10:15	10 min	Y	Y	Y	Y	Y	Y	Y
27	Puducherry Express (16862)	13:55	13:58	3 min	N	N	N	N	Y	N	N
28	Madgaon Express (06001)	11:00	0:00	780 min	N	N	N	N	N	N	Y
29	Hyb Mas Superfast Special (06306)	0:00	21:05	1265 min	Y	N	N	N	N	N	N
30	Nagercoil Express (12689)	11:05	<b>Ends</b>		N	N	N	N	Y	N	N
31	Tvc Vlnk Express (06302)	0:00	14:00	840m	N	N	Y	N	N	N	N
32	Ernad Express (16606)	<b>Starts</b>	2:00		Y	Y	Y	Y	Y	Y	Y
33	Kanyakumari xpress (12633)	6:15	6:20	5 min	Y	Y	Y	Y	Y	Y	Y
34	Parasuram Express (16649)	20:50	<b>Ends</b>		Y	Y	Y	Y	Y	Y	Y
35	Anantapuri Express (16724)	17:45	17:55	10 min	Y	Y	Y	Y	Y	Y	Y

### 44.5 TRAIN AND AIR SERVICE TIMINGS (Contd...)

Sl. No	Train name (no.) passing via Nagercoil Junction	Arrives	Departs	Stop time	M	T	W	T	F	S	S
36	Ncj Pnbe Express (06354)	<b>Starts</b>	6:30		N	N	N	N	N	N	Y
37	Guv Chennai Express (16128)	5:15	5:25	10 min	Y	Y	Y	Y	Y	Y	Y
38	Chennai Express (06006)	<b>Starts</b>	13:30		N	N	N	N	Y	N	N
39	Cape Howrah Express (12666)	8:10	8:15	5 min	N	N	N	N	N	Y	N
40	Ms Ncj Premium (00611)	3:45	<b>Ends</b>		N	Y	N	N	N	N	N
41	Yesvantpur Express (06597)	<b>Starts</b>	13:30		N	N	Y	N	N	N	N
42	Ncj Ms Express (06352)	<b>Starts</b>	17:05		Y	N	N	N	N	N	N
43	Ypr Ncj Premium (02689)	9:20	<b>Ends</b>		N	Y	N	N	N	N	N
44	Ncj Ms Premium (00632)	<b>Starts</b>	17:05		N	N	N	Y	N	N	N
45	Nagarcoil Express (16339)	3:20	<b>Ends</b>		N	N	Y	Y	Y	N	Y
46	Kanyakumari Express (12634)	17:35	17:40	5 min	Y	Y	Y	Y	Y	Y	Y
47	Nagarcoil Express (16351)	4:15	<b>Ends</b>		N	Y	N	N	N	Y	N
48	Nagercoil Express (12667)	8:05	<b>Ends</b>		N	N	N	Y	N	N	N
49	Kanyakumari Express (12665)	10:55	11:00	5 min	Y	N	N	N	N	N	N
50	Kcg Ncj Express (16353)	21:10	<b>Ends</b>		N	N	Y	N	N	N	N
51	Ernad Express (16605)	23:15	<b>Ends</b>		Y	Y	Y	Y	Y	Y	Y
52	Nagercoil Express (06598)	14:30	<b>Ends</b>		N	N	N	N	N	Y	N
53	Pdy Cape Express (16861)	2:30	2:33	3 min	N	N	N	Y	N	N	N
54	Coimbatore Express (16609)	<b>Starts</b>	20:25		Y	Y	Y	Y	Y	Y	Y
55	Nagercoil Express (17235)	7:50	<b>Ends</b>		Y	Y	Y	Y	Y	Y	Y
56	Bangalore Express (16525)	10:45	10:50	5 min	Y	Y	Y	Y	Y	Y	Y
57	Ms Ncj Express (06351)	3:45	<b>Ends</b>		N	N	N	N	Y	N	N
58	Ncj Mumbai Express (16352)	<b>Starts</b>	5:00		N	N	N	Y	N	N	Y
59	Gandhidham Express (16336)	<b>Starts</b>	14:00		N	Y	N	N	N	N	N
60	Parasuram Express (16650)	<b>Starts</b>	4:20		Y	Y	Y	Y	Y	Y	Y
61	Yesvantpur Express (06599)	<b>Starts</b>	16:40		N	N	N	N	N	N	Y
62	Mumbai Express (16340)	<b>Starts</b>	6:30		Y	Y	Y	N	Y	N	N
63	Vivek Express (15906)	9:20	9:25	5 min	N	N	N	N	N	Y	N
64	Himsagar Express (16317)	14:30	14:35	5 min	N	N	N	N	Y	N	N
65	Dbrg Vivek Express (15905)	23:15	23:20	5 min	N	N	N	Y	N	N	N
66	Nagercoil Express (16610)	7:05	<b>Ends</b>		Y	Y	Y	Y	Y	Y	Y
67	Pnbe Ncj Special (06353)	17:30	<b>Ends</b>		N	N	N	N	Y	N	N
68	Kanyakumari Express (16381)	11:50	11:55	5 min	Y	Y	Y	Y	Y	Y	Y
69	Thirukkural Express (12642)	8:10	8:13	3 min	Y	N	N	N	N	Y	N
70	Cape Rmm Express (22622)	22:15	22:20	5 min	N	Y	N	N	Y	N	Y
71	Himsagar Express (16318)	20:40	20:50	10 min	Y	N	N	N	N	N	N
72	Kacheguda Express (16354)	<b>Starts</b>	8:10		N	Y	N	N	N	N	N
73	Rmm Cape Express (22621)	3:32	3:35	3 min	Y	N	N	Y	N	Y	N
74	Gurudev Express (12660)	22:00	<b>Ends</b>		N	N	Y	N	N	N	N

# Vital Statistics

## 45.1 BIRTHS AND DEATHS REGISTERED

Year:2014-15

<b>Sl.No.</b>	<b>Name of the Block / Municipality</b>	<b>Live Births Registered</b>	<b>Deaths Registered</b>
<b>1</b>	<b>2</b>	<b>3</b>	<b>4</b>
1	Agasteeswaram Block	2414	1160
2	Rajakkamangalam Block	1550	803
3	Thovalai Block	1834	838
4	Kurunthancode Block	2791	1506
5	Killiyoor Block	1412	1124
6	Munchirai Block	2240	998
7	Melpuram Block	1374	1117
8	Thiruvattar Block	2318	1205
9	Thuckalay Block	1245	1114
10	Padmanabhapuram Municipality	1561	152
11	Nagercoil municipality	12138	3690
12	Kuzlithurai municipality	4564	259
13	Colachel municipality	615	160

## 45.2.BIRTH , DEATH AND INFANT MORTALITY RATES

Year-2014 - 15

<b>Birth rate</b>	<b>Death rate</b>	<b>Infant mortality rate</b>
<b>1</b>	<b>2</b>	<b>3</b>
<b>12.62</b>	<b>6.1</b>	<b>8.95</b>

Source: 1.D.D Health, Nagercoil

### **45.3 DEATH BY CAUSES**

Year:2014-15

<b>Sl.No</b>	<b>Name of the Causes for Death</b>	<b>No. of the Death</b>
1	2	3
1	-	14126

Source:1. Dy. Director of Medicals (RH Services)&. All Municipalities.

### **46.VOLUNTARY SERVICES**

#### **46.1 LIST OF VOLUNTARY SERVICES AVAILABLE IN THE DISTRICT FOR THE DEVELOPMENT OF RURAL AND URBAN POPULATION**

Year:2014-15

<b>Sl. No</b>	<b>List Of Voluntary Service</b>
1	2
1	Family planning, Assn. of India,Nagercoil
2	YMCA, Vivekanandapuram.
3	Centre For Social Reconstruction, Nagercoil
4	CARD, Marthandam
5	PWDS, Marthandam
6	Centre for Rural dev& Education, Mulagumoodu
7	Guide of service, Nagercoil
8	Centre For appropriate tec, Nagercoil
9	Santhithan, Nagercoil
10	Jothi Jeeva Poorna Trust, Padanthalumoodu
11	CADRE, Kuzhithurai
12	YMCA, Marthandam
13	MALAR, Parvathipuram
14	PASA, Kattathurai
15	Human Education & Awareness Dev., Manavalakurichi
16	RUCODE India, Kottaram
17	Resource Centre for Ecosy Agri, Kadayal
18	Rural organisation for awareness& dev., Azhagiapandipuram
19	Assisi farm & training centre, Thadikkarankonam
20	YMCA, Muzhucode
21	Rural Dev. Section Vivekanandakendra, Kanyakumari
22	Social Welfare association, Mondaymarket
23	Assn. For women & child devlopment, Edaicode
24	Kasthuribai Mathar sangam, Ngl
25	Rotary Club, Nagercoil
26	Lions Club, Nagercoil
27	Jaycees, Nagercoil

Source: District Collectorate, Nagercoil

**47.WATER WORK AND SUPPLY**

**47.1 NO. OF SCHEMES OPERATED IN THE DISTRICT**

Year : 2014 -15

Sl.No.	Name of the Schemes	No.of Works	Name of the Programmes in the Schemes
1	2	3	4
<b>Urban Water Supply Scheme</b>			
1	Providing treatment plant for the existing CWSS to Kaliyakkavilai Town Panchyat, Medhukummal Village Panchyat, and wayside Village Panchyat, and CWSS to kollamcode Town Panchyat, Eazhudesam Town Panchyat and 27 wayside Village Panchyat and new CWSS to 79 Habitation in Melpuram Union in Kanyakumari District	1	MNP (80:20)
2	Providing CWSS to Azhagiypandipuram and 8 other Town Panchayat and 246 Rural habitations in Kanyakumari District (under Progress)	1	MNP (80:20)
3	Providing CWSS to Azhagiapandipuram and 8 other Townpanchayat and 246 rural habitations in Kanyakumari District.	1	MNP/NRDWP/IUDM (100%)
<b>Rural Water Supply Scheme</b>			
1	Not Applicable	-	-

Source:EE,TWARD Board Rural&Urban Nagercoil

**47.2 NO.OF WORKERS ENGAGED IN THE WATER WORKS AND SUPPLY**

**Year:2014-15**

<b>Sl.No.</b>	<b>Name of the Schemes</b>	<b>No. of Workers engaged in water works and supply</b>
<b>1</b>	<b>2</b>	<b>3</b>
1	Thovalai Block	20
2	Agasteeswaram „	25
3	Rajakkamangalam „	47
4	Kurunthancode „	26
5	Thuckaly „	12
6	Thiruvattar „	19
7	Killiyoor „	26
8	Melpuram „	32
9	Munchirai „	63
10	Padmanabhapuram Municipality	3
11	Nagercoil Municipality	13
12	Kuzhithurai Municipality	8
13	Colachel Municipality	3
14	All Town Panchyats	262

**Source: All Panchayat Unions & Municipalities  
AD Town Panchayats, Nagercoil**

### **47.3 NO.OF WATER CONNECTIONS**

**Year:2014 -15**

<b>Sl.No.</b>	<b>Name of the Blocks / Municipalities</b>	<b>No. of House water connections</b>
<b>1</b>	<b>2</b>	<b>3</b>
1	Agasteeswaram Block	7176
2	Rajakkamangalam Block	15132
3	Thovalai Block	5670
4	Kurunthancode Block	8189
5	Killiyoor Block	3773
6	Munchirai Block	11454
7	Melpuram Block	3860
8	Thiruvattar Block	4130
9	Thuckalay Block	5070
10	Padmanabhapuram Municipality	2745
11	Nagercoil Municipality	29658
12	Kuzhithurai Municipality	4181
13	Colachel Municipality	3856
14	All Town Panchyats	68576

**Source:1. All Pt.Unions ,Municipalities & AD Town Panchayats, Ngl**



