

Builderscrack | DATA

# Trade Demand Index

Builderscrack.co.nz has seen its busiest month for homeowner activity since March 2022. Homeowner signups have broken the 12 month average, increasing by 19% in September.

The Trade Demand Index has seen its fourth consecutive increase, with a 9 point lift.

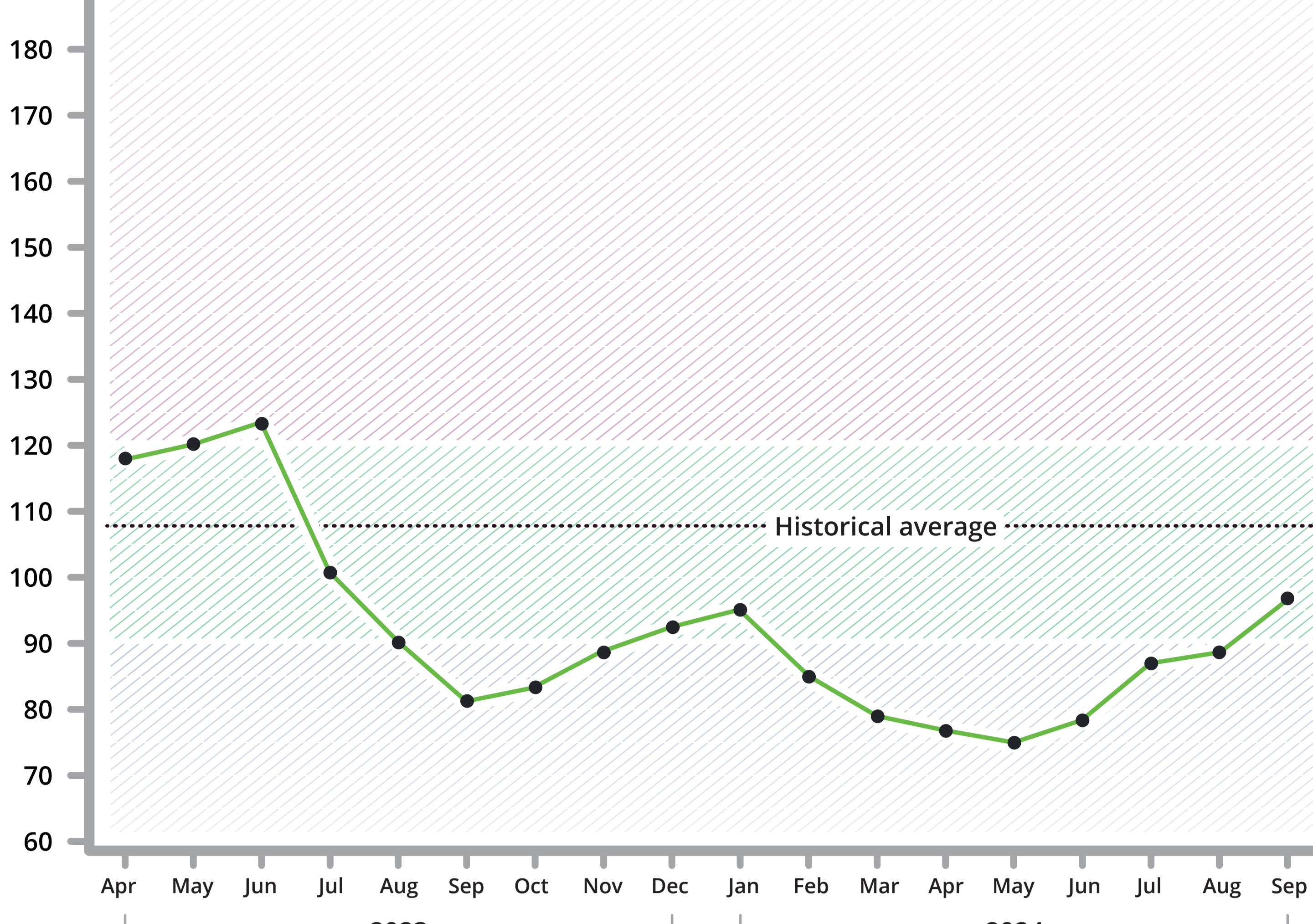
Job post volume is also reaching heights not seen since March 2022, breaking the 6 month average by 13% in September. We can see that job trends are moving away from necessary repairs and maintenance, towards more discretionary improvements and renovations.

We have facilitated over 787,000 jobs since starting in 2007, which encompasses 78 locations and 420 trade categories nationwide. The volume and variety of real-time home improvement data is a useful proxy for consumer confidence and economic recovery.

**About this index:**

Our Trade Demand Index aggregates a variety of Builderscrack data-points into a representative measure of demand on the trades sector.

**Key:** Higher demand pressure Balanced Lower demand pressure



Index Version 1.4  
(Source: builderscrack.co.nz)

Builderscrack | DATA

# Movers and Shakers:

## Top 20 Trades

We've seen some big movements with supply and demand over the past month. All but one Top 20 category has shifted position. Paving & Driveways, Brick & Block Masonry and Electrical have seen the biggest jump in pressure on available supply.

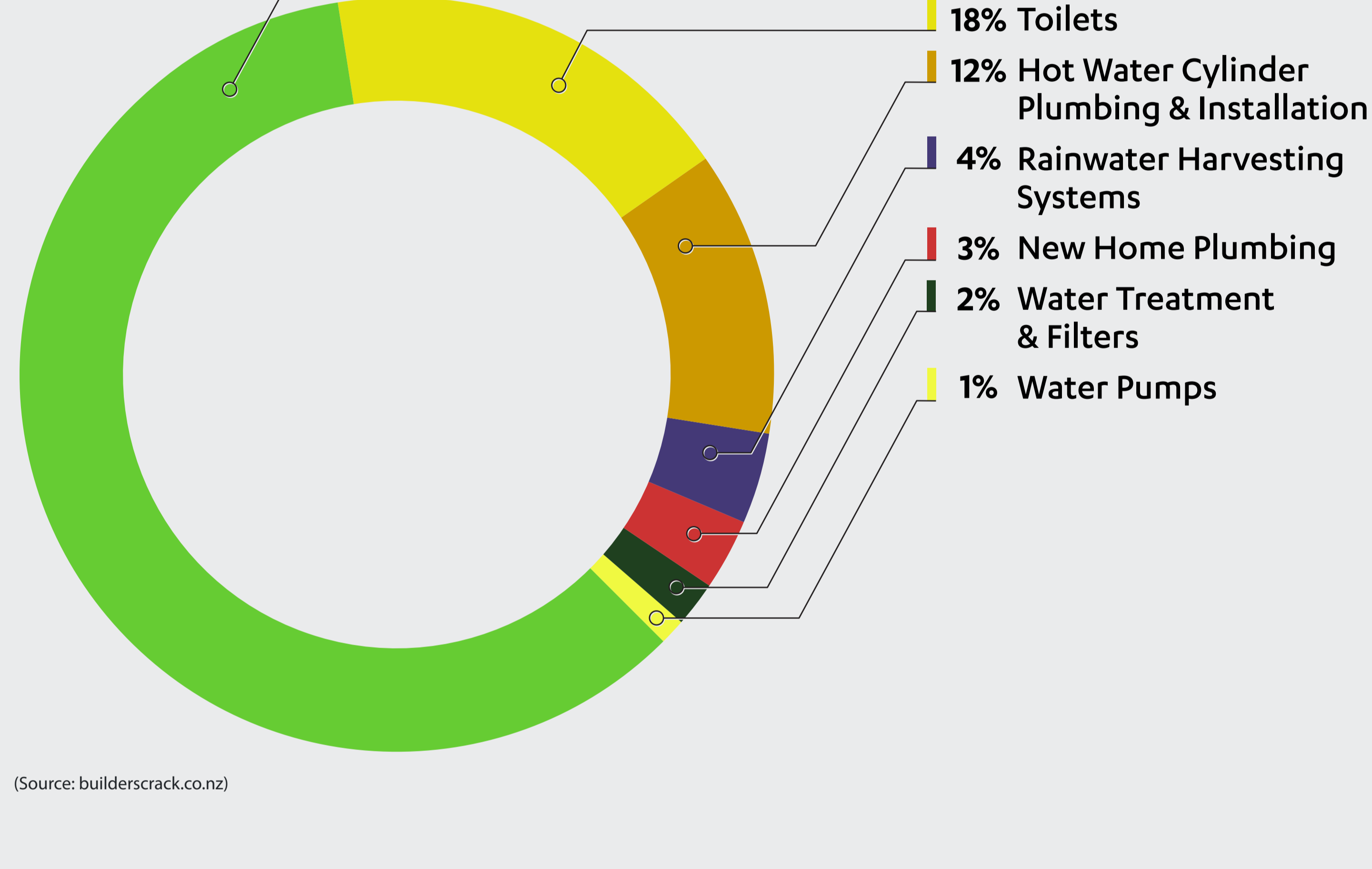
Trade Position	Change	Trade Position	Change
1 Appliance Repair	▲ 2	11 Roofing	▼ 5
2 Stone Masonry	- -	12 Residential Building	▲ 4
3 Glazing & Glass	▲ 4	13 Kitchens & Bathrooms	▼ 3
4 Interior Cleaning	▼ 3	14 Electrical	▲ 6
5 Brick & Block Masonry	▲ 7	15 Windows & Doors	▼ 11
6 Plumbing	▲ 2	16 Handymen Services	▼ 2
7 Drainlaying	▲ 4	17 Painting & Decorating	▲ 2
8 Timber & Vinyl Flooring	▼ 3	18 Landscaping	▼ 5
9 Paving & Driveways	▲ 8	19 Plastering	▼ 4
10 Gardening	▼ 1	20 Earthworks	▼ 2

(Source: builderscrack.co.nz)

Builderscrack | DATA

# Trade Spotlight: [ Plumbing ]

Homeowners have been sourcing Plumbers for a range of renovation and repair jobs. Common themes include prepping homes for sale, repairing leaks, upgrading taps and mixers, and fitting new showers.



(Source: builderscrack.co.nz)

Builderscrack | DATA

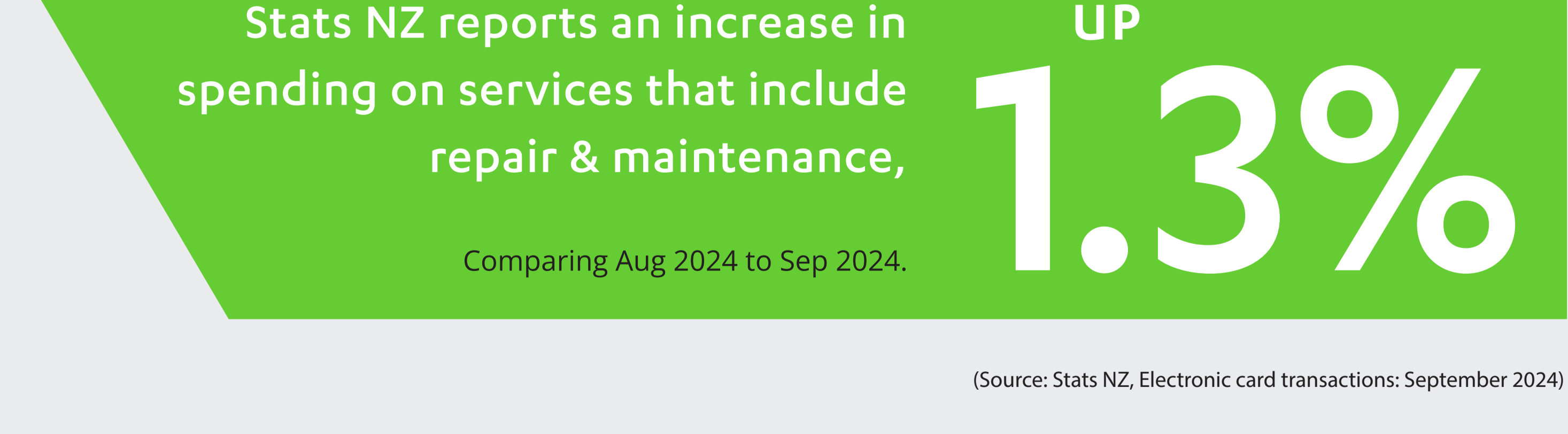
# Plumbing Insights

These were some of the top trending words in Plumbing job descriptions from the past month.



(Source: builderscrack.co.nz)

# Increase in spending on services



(Source: Stats NZ, Electronic card transactions: September 2024)

# Key Takeaways

- Sep was the busiest month for homeowner activity on BC since March 2022
- Trade Demand Index sees its fourth consecutive increase since May 2024
- Sep saw an increase in consumer spending on repair and maintenance services

All content is for information only. Due to the continuation of real-time data, results may vary month to month. Builderscrack does not guarantee the accuracy of the content provided or accept any liability or responsibility for the material and in how it may be interpreted or used.