

Builderscrack | DATA

Trade Demand Index

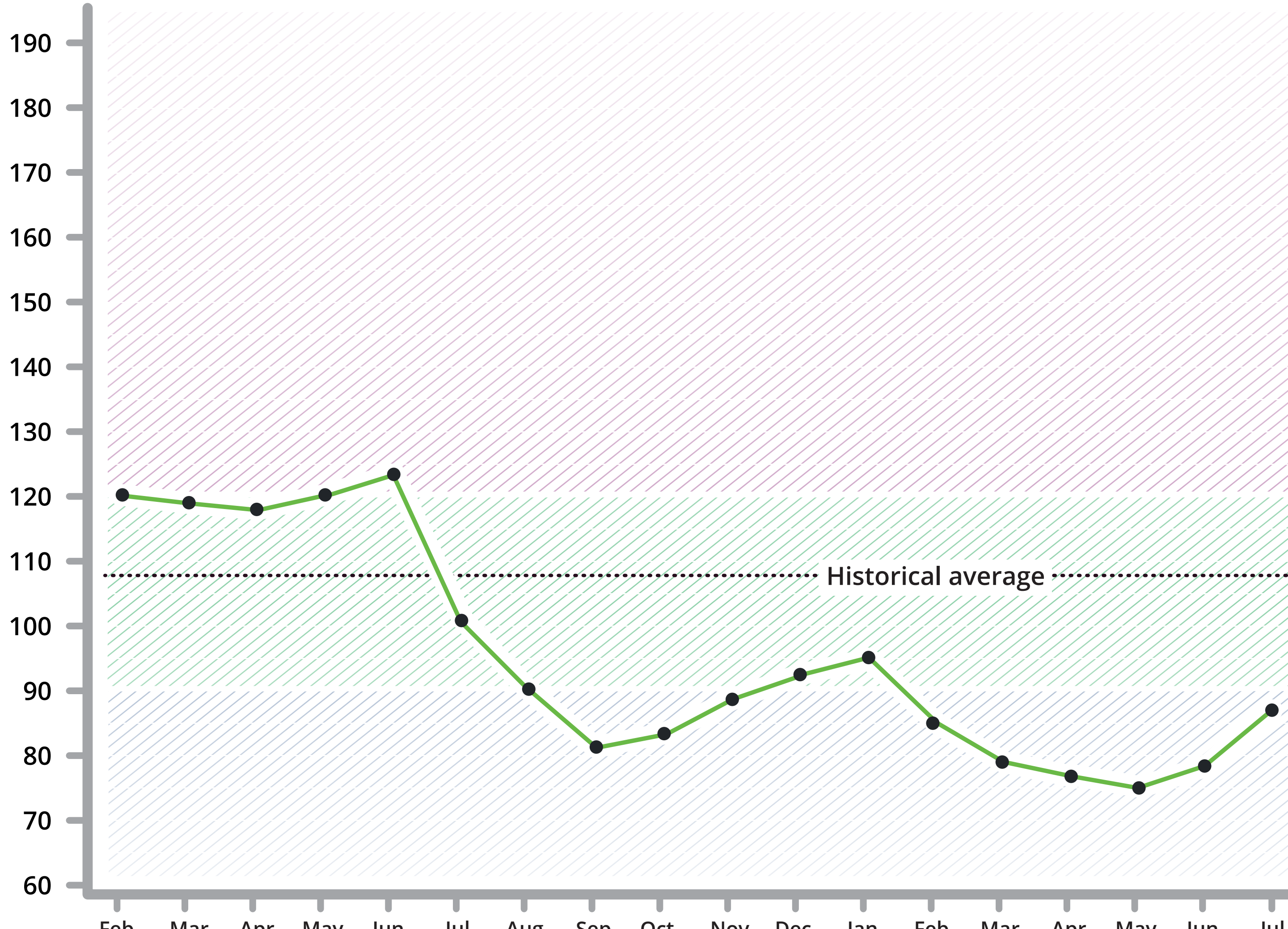
Builderscrack is seeing a shift in homeowner priorities, with less maintenance and more renovation work posted. The Reserve Bank cutting the OCR by 25-basis points suggests that homeowners may soon be in a better position to consider home improvement as discretionary spending once again.

About this index:

Our Trade Demand Index aggregates a variety of Builderscrack data-points into a representative measure of demand on the trades sector.

Trade business owners are still pessimistic about the next 12 months. EBOSS reports that over a third of builders have seen an increase in cancellations recently. But as interest rates fall further, confidence will grow, and homeowners are expected to start acting on plans before the Christmas rush.

Key: Higher demand pressure Balanced Lower demand pressure



Index Version 1.4
(Source: builderscrack.co.nz)

Builderscrack | DATA

Movers and Shakers: Top 20 Trades

Kitchen & Bathroom Renovations have been the focus areas of the home, which explains the increase in pressure on Timber & Vinyl Flooring and Plumbing this month. We've seen a considerable decrease in pressure on Glazing & Glass and Drainlaying.

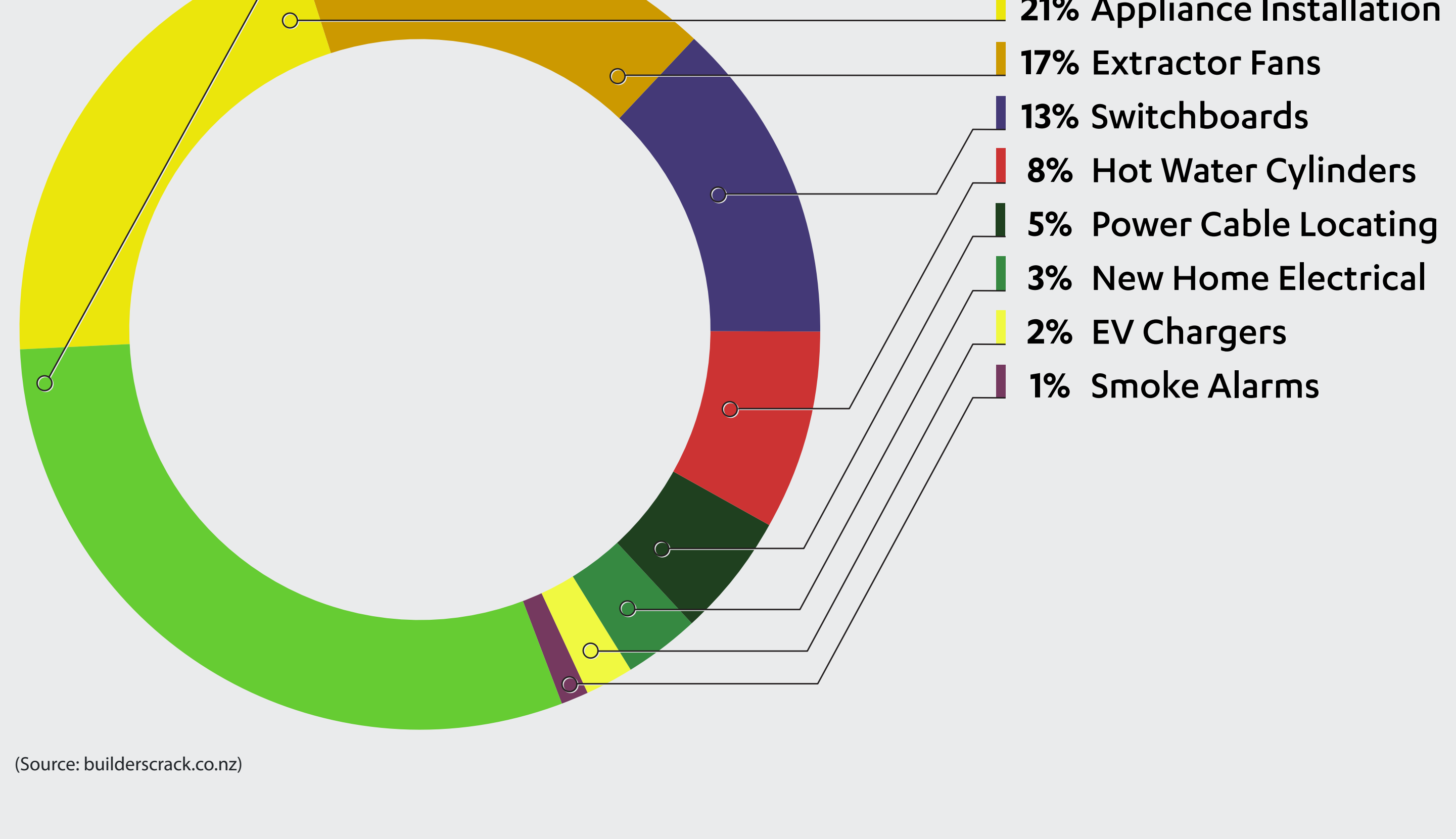
Trade Position	Change	Trade Position	Change
1 Interior Cleaning	▲ 2	11 Drainlaying	▼ 5
2 Windows & Doors	▲ 2	12 Gardening	▼ 2
3 Appliance Repair	▲ 2	13 Handymen Services	- -
4 Stone Masonry	▼ 2	14 Plastering	- -
5 Glazing & Glass	▼ 4	15 Landscaping	▲ 2
6 Timber & Vinyl Flooring	▲ 3	16 Paving & Driveways	▼ 1
7 Roofing	▲ 1	17 Residential Building	▼ 1
8 Plumbing	▲ 4	18 Earthworks	- -
9 Kitchens & Bathrooms	▲ 2	19 Painting & Decorating	- -
10 Brick & Block Masonry	▼ 3	20 Electrical	- -

(Source: builderscrack.co.nz)

Builderscrack | DATA

Trade Spotlight: Electrical Services

Job posts for Electrical Services were driven by increased demand for electrical maintenance, heating installations, and lighting upgrades as homeowners prioritised essential needs during the colder months.

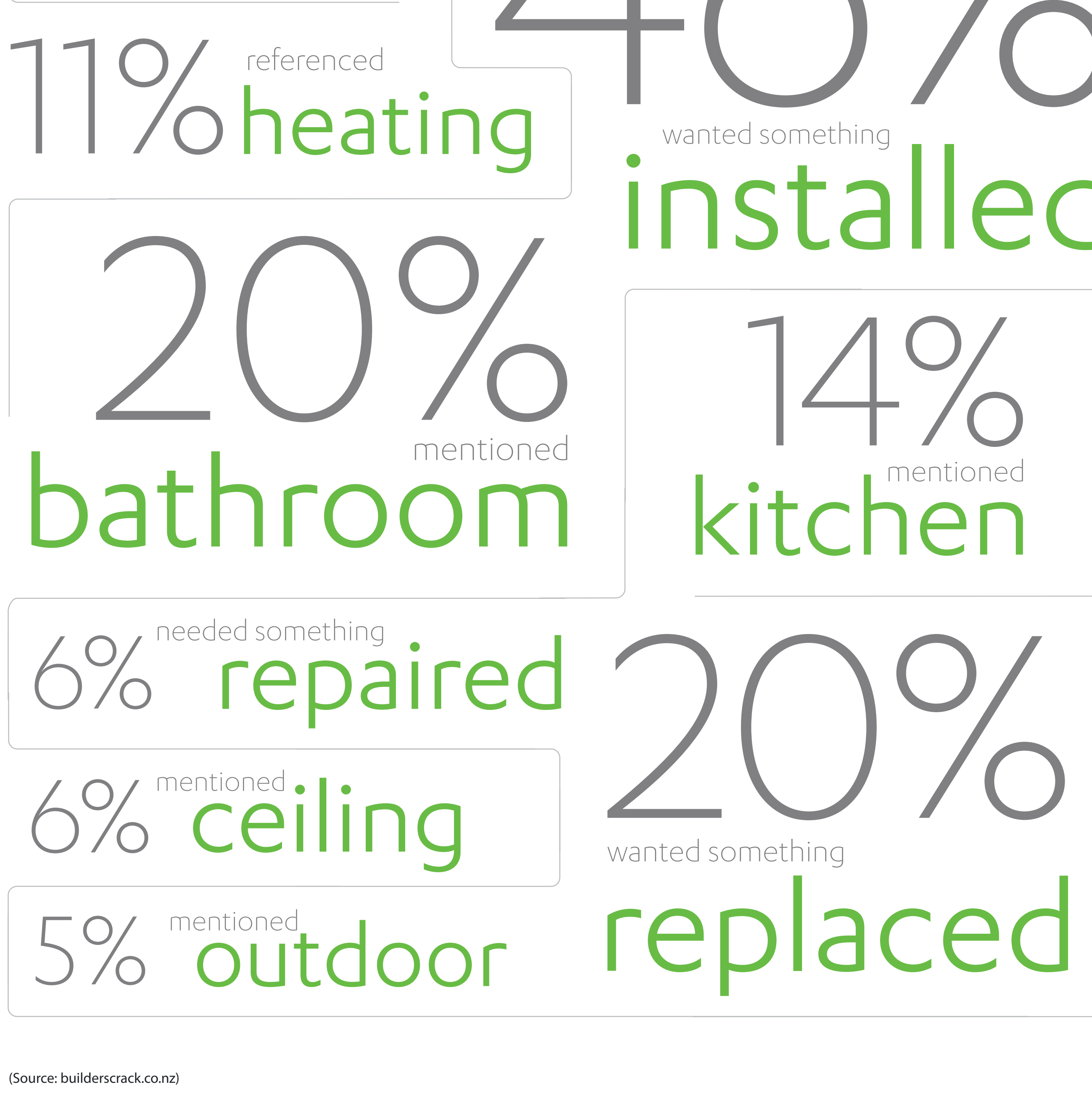


(Source: builderscrack.co.nz)

Builderscrack | DATA

Electrical Renovation Insights

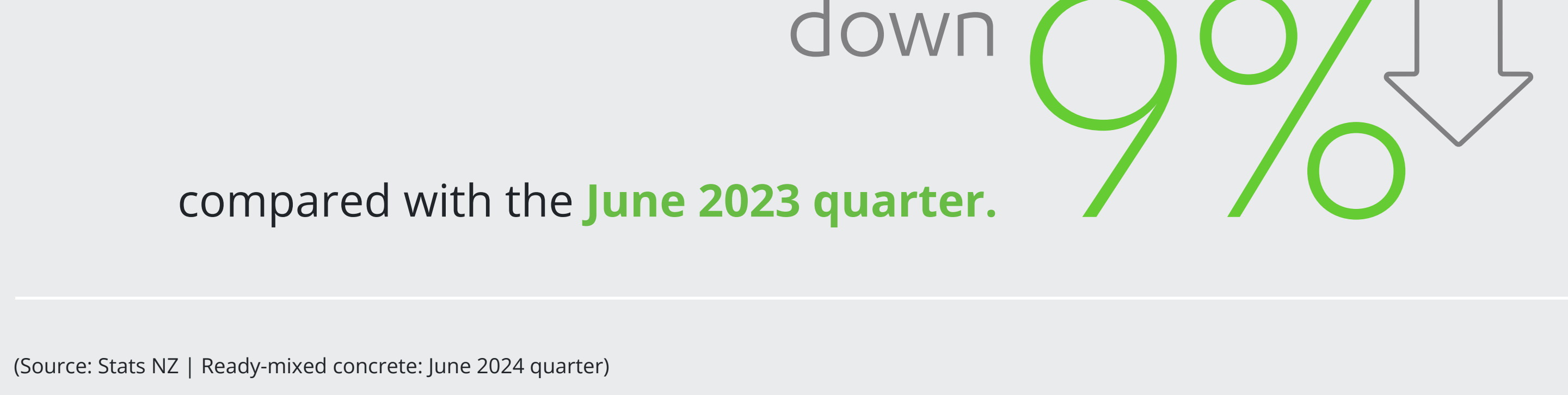
These were some of the top trending words in Electrical job descriptions from the past month.



(Source: builderscrack.co.nz)

Ready-mixed concrete stats show indicators of reduced construction activity

In the **June 2024 quarter**, the actual volume of ready-mixed concrete produced was **977,746 cubic metres**,



(Source: Stats NZ | Ready-mixed concrete: June 2024 quarter)

Key Takeaways

- Homeowners prioritised essential needs during the colder months
- We're seeing a move away from maintenance towards renovation
- Reduced construction activity evident in ready-mixed concrete stats

All content is for information only. Due to the continuation of real-time data, results may vary month to month. Builderscrack does not guarantee the accuracy of the content provided or accept any liability or responsibility for the material and in how it may be interpreted or used.