















## Team Results

Rank	Name	NOC Code													Total
			D E	Total Rk. Pen.	D E	Total Rk. Pen.	D E	Total Rk. Pen.	D E	Total Rk. Pen.	D E	Total Rk. Pen.	D E	Total Rk. Pen.	
1	<b>Russia</b>	RUS	<b>55.600</b>		<b>56.975</b>		<b>54.100</b>		<b>48.750</b>		<b>46.250</b>		<b>44.000</b>		<b>305.675</b>
	KRAMARENKO Lala		18.0 9.200	27.200 <b>4</b>											<b>27.200</b>
	AVERINA Arina			20.0 9.175	29.175 <b>1</b>	17.2 8.200	25.400 <b>9</b>	14.8 9.200	24.000 <b>3</b>						<b>78.575</b>
	AVERINA Dina		19.2 9.200	28.400 <b>1</b>	19.2 8.600	27.800 <b>3</b>	19.5 9.200	28.700 <b>1</b>	15.6 9.150	24.750 <b>1</b>					<b>109.650</b>
	RUSSIAN FEDERATION									37.9 8.350	46.250 <b>1</b>	35.5 8.500	44.000 <b>1</b>		<b>90.250</b>
2	<b>Belarus</b>	BLR	<b>52.400</b>		<b>53.650</b>		<b>54.300</b>		<b>43.675</b>		<b>46.100</b>		<b>40.450</b>		<b>290.575</b>
	SALOS Anastasiia		18.5 9.200	27.700 <b>2</b>	17.8 9.000	26.800 <b>5</b>	18.1 9.100	27.200 <b>2</b>	13.5 8.350	21.850 <b>7</b>					<b>103.550</b>
	HARNASKO Alina		16.2 8.500	24.700 <b>6</b>	17.8 9.050	26.850 <b>4</b>	18.4 8.700	27.100 <b>3</b>	13.6 8.225	21.825 <b>8</b>					<b>100.475</b>
	BELARUS									37.6 8.500	46.100 <b>2</b>	33.7 6.800	40.450 <b>5</b>	0.050	<b>86.550</b>









## Team Results

Rank	Name	NOC Code													Total
			D E	Total Rk. Pen.	D E	Total Rk. Pen.	D E	Total Rk. Pen.	D E	Total Rk. Pen.	D E	Total Rk. Pen.	D E	Total Rk. Pen.	
3	<b>Israel</b>	ISR	<b>47.300</b>		<b>53.900</b>		<b>52.100</b>		<b>45.950</b>		<b>45.550</b>		<b>41.850</b>		<b>286.650</b>
	ZELIKMAN Nicol		13.7 6.300	20.000 37 5	17.5 8.600	26.100 7	16.5 8.700	25.200 11	13.3 8.600	21.900 5					<b>93.200</b>
	ASHRAM Linoy		18.4 8.900	27.300 3	18.8 9.000	27.800 2	18.3 8.600	26.900 5	15.0 9.050	24.050 2					<b>106.050</b>
	ISRAEL										37.1 8.450	45.550 4	33.6 8.250	41.850 3	<b>87.400</b>
4	<b>Bulgaria</b>	BUL	<b>49.850</b>		<b>52.650</b>		<b>51.350</b>		<b>43.200</b>		<b>46.000</b>		<b>40.200</b>		<b>283.250</b>
	TASEVA Katrin		16.9 8.450	25.350 5	17.6 8.450	26.050 8	17.5 8.000	25.500 7	14.1 7.900	22.000 4					<b>98.900</b>
	KALEYN Boryana		16.9 7.600	24.500 7	18.0 8.600	26.600 6	18.2 7.650	25.850 6	13.5 7.700	21.200 10					<b>98.150</b>
	BULGARIA										38.3 7.700	46.000 3	33.4 7.100	40.200 7 0.300	<b>86.200</b>









## Team Results

Rank	Name	NOC Code													Total					
			D E	Total Rk. Pen.	D E	Total Rk. Pen.	D E	Total Rk. Pen.	D E	Total Rk. Pen.	D E	Total Rk. Pen.	D E	Total Rk. Pen.						
5	<b>Ukraine</b>	UKR	<b>47.900</b>		<b>47.500</b>		<b>48.050</b>		<b>41.200</b>		<b>45.100</b>		<b>39.450</b>		<b>269.200</b>					
	POHRANYCHNA Khrystyna								13.8	21.900	6	8.100			<b>21.900</b>					
	ONOPRIIENKO Viktoriia		16.0	24.300	8	15.8	24.200	13	17.2	25.400	8	12.3	19.300	23	<b>93.200</b>					
	NIKOLCHENKO Vlada		8.300			8.400			8.200			7.000			<b>69.550</b>					
	UKRAINE		15.5	23.600	14	16.1	23.300	18	15.8	22.650	20	8.100			<b>84.550</b>					
						7.200			6.850			36.9	45.100	6	32.7	39.450	8			
												8.200			6.750					
6	<b>Italy</b>	ITA	<b>43.900</b>		<b>45.550</b>		<b>51.100</b>		<b>38.200</b>		<b>45.100</b>		<b>42.350</b>		<b>266.200</b>					
	RAFFAELI Sofia		15.9	23.850	11	16.9	25.400	9	18.5	26.950	4	10.7	16.850	39	<b>93.050</b>					
	AGIURGIUCULESE Alexandra		7.950			8.500			8.450			6.150			<b>85.700</b>					
	ITALY		14.6	20.050	36	14.3	20.150	41	16.2	24.150	17	13.2	21.350	9	<b>87.450</b>					
			6.050	0.600		5.850			7.950			8.150			36.9	45.100	5	34.0	42.350	2
												8.200			8.350					









## Team Results

Rank	Name	NOC Code													Total
			D E	Total Rk. Pen.	D E	Total Rk. Pen.	D E	Total Rk. Pen.	D E	Total Rk. Pen.	D E	Total Rk. Pen.	D E	Total Rk. Pen.	
<b>7</b>	<b>Azerbaijan</b>	AZE	<b>46.050</b>		<b>44.200</b>		<b>49.250</b>		<b>41.100</b>		<b>41.750</b>		<b>40.475</b>		<b>262.825</b>
	JALILOVA Arzu		14.9 8.200	23.100 <b>16</b>	13.1 6.350	19.450 <b>48</b>	15.8 8.450	24.250 <b>16</b>	12.6 7.400	20.000 <b>18</b>					<b>86.800</b>
	AGHAMIROVA Zohra		14.9 8.050	22.950 <b>17</b>	16.2 8.550	24.750 <b>10</b>	16.6 8.400	25.000 <b>12</b>	12.9 8.200	21.100 <b>11</b>					<b>93.800</b>
	AZERBAIJAN										34.7 7.050	41.750 <b>7</b>	32.8 7.675	40.475 <b>4</b>	<b>82.225</b>
<b>8</b>	<b>Spain</b>	ESP	<b>45.200</b>		<b>48.200</b>		<b>47.400</b>		<b>32.650</b>		<b>40.550</b>		<b>40.300</b>		<b>254.300</b>
	GARCIA Natalia		14.7 7.150	21.550 <b>27</b>	16.4 8.300	24.700 <b>11</b>	15.0 8.050	23.050 <b>19</b>	6.7 7.650	14.350 <b>58</b>					<b>83.650</b>
	BEREZINA Polina		15.6 8.050	23.650 <b>13</b>	15.2 8.300	23.500 <b>15</b>	16.0 8.350	24.350 <b>15</b>	11.5 6.800	18.300 <b>31</b>					<b>89.800</b>
	SPAIN										32.8 7.750	40.550 <b>8</b>	32.9 7.400	40.300 <b>6</b>	<b>80.850</b>
<b>9</b>	<b>Hungary</b>	HUN	<b>45.050</b>		<b>46.050</b>		<b>46.300</b>		<b>38.350</b>		<b>36.900</b>		<b>36.950</b>		<b>249.600</b>
	PIGNICZKI Fanni		15.7 8.200	23.900 <b>10</b>	16.2 8.050	24.250 <b>12</b>	17.1 8.200	25.300 <b>10</b>	13.0 7.550	20.550 <b>16</b>					<b>94.000</b>
	WIESNER Hanna Panna		13.8 7.350	21.150 <b>29</b>	14.2 7.600	21.800 <b>27</b>	13.9 7.100	21.000 <b>34</b>	11.0 6.800	17.800 <b>33</b>					<b>81.750</b>
	HUNGARY										29.9 7.000	36.900 <b>10</b>	29.7 7.250	36.950 <b>12</b>	<b>73.850</b>









## Team Results

Rank	Name	NOC Code													Total
			D E	Total Rk. Pen.	D E	Total Rk. Pen.	D E	Total Rk. Pen.	D E	Total Rk. Pen.	D E	Total Rk. Pen.	D E	Total Rk. Pen.	
10	<b>Greece</b>	GRE	<b>43.325</b>		<b>46.500</b>		<b>43.450</b>		<b>40.500</b>		<b>38.650</b>		<b>36.350</b>		<b>248.775</b>
	MAGOPOULOU Ioanna		14.8 7.150	21.950 <b>25</b>	15.7 7.250	22.950 <b>22</b>	15.0 6.550	21.250 <b>32</b>	13.4 6.650	19.750 <b>21</b>					<b>85.900</b>
	KELAIDITI Eleni		14.9 7.075	21.375 <b>28</b>	15.8 7.750	23.550 <b>14</b>	16.1 6.100	22.200 <b>23</b>	12.8 7.950	20.750 <b>14</b>					<b>87.875</b>
	GREECE										31.0 7.650	38.650 <b>9</b>	29.0 7.350	36.350 <b>15</b>	<b>75.000</b>
11	<b>France</b>	FRA	<b>42.400</b>		<b>45.300</b>		<b>44.750</b>		<b>40.650</b>		<b>33.800</b>		<b>36.850</b>		<b>243.750</b>
	MILLET Maelle		13.3 6.650	19.950 <b>38</b>	15.5 7.550	23.050 <b>20</b>	15.0 7.150	22.150 <b>25</b>	12.5 7.300	19.800 <b>20</b>					<b>84.950</b>
	MOUSTAFAEVA Kseniya		14.5 7.950	22.450 <b>19</b>	14.5 7.750	22.250 <b>25</b>	14.6 8.000	22.600 <b>21</b>	12.7 8.150	20.850 <b>13</b>					<b>88.150</b>
	FRANCE										30.2 4.200	33.800 <b>15</b>	30.4 6.450	36.850 <b>13</b>	<b>70.650</b>









## Team Results

Rank	Name	NOC Code													Total
			D E	Total Rk. Pen.	D E	Total Rk. Pen.	D E	Total Rk. Pen.	D E	Total Rk. Pen.	D E	Total Rk. Pen.	D E	Total Rk. Pen.	
12	<b>Estonia</b>	EST	<b>41.000</b>		<b>45.300</b>		<b>43.450</b>		<b>39.400</b>		<b>36.000</b>		<b>36.750</b>		<b>241.900</b>
	MURASHKO Polina		13.7 5.350	19.050 <b>47</b> 7.400	14.7 7.400	22.100 <b>26</b>									<b>41.150</b>
	KELER Melany						14.8 6.500	21.300 <b>31</b> 6.150	12.2 6.150	18.350 <b>30</b>					<b>39.650</b>
	BOGDANOVA Viktoria		14.6 7.350	21.950 <b>24</b> 7.600	15.6 7.600	23.200 <b>19</b>	14.6 7.550	22.150 <b>24</b> 7.650	13.4 7.650	21.050 <b>12</b>					<b>88.350</b>
	ESTONIA										29.0 7.000	36.000 <b>11</b>	29.9 6.950	36.750 <b>14</b> 0.100	<b>72.750</b>
13	<b>Germany</b>	GER	<b>42.475</b>		<b>43.600</b>		<b>42.800</b>		<b>36.325</b>		<b>34.100</b>		<b>38.250</b>		<b>237.550</b>
	DARGEL Melanie		12.9 7.500	20.400 <b>32</b> 7.150	13.5 7.150	20.650 <b>35</b>	12.9 7.500	20.400 <b>40</b> 7.350	11.2 7.350	18.550 <b>28</b>					<b>80.000</b>
	KOLOSOV Margarita		14.1 7.975	22.075 <b>23</b> 7.950	15.0 7.950	22.950 <b>21</b>	14.6 7.800	22.400 <b>22</b> 6.875	10.9 6.875	17.775 <b>34</b>					<b>85.200</b>
	GERMANY										28.2 6.200	34.100 <b>13</b> 0.300	31.4 6.900	38.250 <b>10</b> 0.050	<b>72.350</b>















## Team Results

Rank	Name	NOC Code													Total
			D E	Total Rk. Pen.	D E	Total Rk. Pen.	D E	Total Rk. Pen.	D E	Total Rk. Pen.	D E	Total Rk. Pen.	D E	Total Rk. Pen.	
14	<b>Turkey</b>	TUR	<b>40.200</b>		<b>39.425</b>		<b>42.600</b>		<b>28.750</b>		<b>33.800</b>		<b>38.400</b>		<b>223.175</b>
	TUNCEL Kamelya		14.6 7.050	21.650 <b>26</b>	13.5 7.725	21.225 <b>30</b>	15.0 6.750	21.750 <b>30</b>	6.4 7.150	13.550 <b>61</b>					<b>78.175</b>
	SIDOROVA Victoria					14.0 6.850	20.850 <b>35</b>	8.7 6.500	15.200 <b>54</b>						<b>36.050</b>
	SARIOGLU Nilgun		11.9 6.650	18.550 <b>49</b>	11.7 6.550	18.200 <b>59</b>									<b>36.750</b>
	TURKEY									28.5 5.600	33.800 <b>14</b>	31.4 7.000	38.400 <b>9</b>		<b>72.200</b>
15	<b>Finland</b>	FIN	<b>35.250</b>		<b>40.450</b>		<b>38.200</b>		<b>33.550</b>		<b>34.350</b>		<b>37.925</b>		<b>219.725</b>
	EGOROVA Sofia		12.6 6.900	19.500 <b>43</b>	13.5 7.350	20.850 <b>34</b>	12.4 7.200	19.600 <b>49</b>	10.6 7.200	17.800 <b>32</b>					<b>77.750</b>
	HELIN Emilia		10.3 5.450	15.750 <b>62</b>	12.2 7.400	19.600 <b>43</b>	12.0 6.600	18.600 <b>56</b>	9.8 5.950	15.750 <b>47</b>					<b>69.700</b>
	FINLAND									28.8 5.550	34.350 <b>12</b>	31.0 6.925	37.925 <b>11</b>		<b>72.275</b>



## Team Results

Rank	Name	NOC Code													Total
			D	Total Rk.	D	Total Rk.	D	Total Rk.	D	Total Rk.	D	Total Rk.	D	Total Rk.	
			E	Pen.	E	Pen.	E	Pen.	E	Pen.	E	Pen.	E	Pen.	
16	<b>Austria</b>	AUT	<b>40.250</b>		<b>40.300</b>		<b>38.050</b>		<b>29.325</b>		<b>28.250</b>		<b>27.950</b>		<b>204.125</b>
	DOMENIG Valentina		11.0	17.750 <b>54</b>	11.4	18.550 <b>54</b>	11.2	17.650 <b>60</b>	7.4	12.425 <b>64</b>					<b>66.375</b>
	RUPRECHT Nicol		15.0	22.500 <b>18</b>	13.8	21.750 <b>28</b>	13.2	20.400 <b>41</b>	10.1	16.900 <b>38</b>					<b>81.550</b>
	AUSTRIA		7.500		7.950		7.200		6.800		22.8	28.250 <b>16</b>	21.8	27.950 <b>16</b>	<b>56.200</b>
											5.450		6.150		
17	<b>Great Britain</b>	GBR	<b>36.850</b>		<b>32.700</b>		<b>40.350</b>		<b>28.550</b>		<b>21.550</b>		<b>27.950</b>		<b>187.950</b>
	FRIZELLE Gemma		10.4	16.600 <b>59</b>	10.6	13.650 <b>67</b>			7.1	12.850 <b>62</b>					<b>43.100</b>
	EKIMOVA Marfa		6.200		3.650	0.600			5.750						<b>60.000</b>
	LEAPER Alice		13.4	20.250 <b>33</b>	12.2	19.050 <b>51</b>	14.0	20.700 <b>37</b>							<b>35.350</b>
	GREAT BRITAIN		6.850		6.850		6.700		12.4	19.650 <b>48</b>	9.6	15.700 <b>48</b>			<b>49.500</b>
							7.250		6.100		18.8	21.550 <b>18</b>	23.4	27.950 <b>17</b>	
											2.750		4.550		

LEGEND	 Hoop	 Ball	 Clubs	 Ribbon	 5 Balls	 3 Hoops, 2x
	<b>E</b> Execution	<b>D</b> Difficulty	<b>Rk.</b> Ranking	<b>Pen</b> Penalty		