

# Stable-Hair: Real-World Hair Transfer via Diffusion Model

Yuxuan Zhang<sup>1</sup>, Qing Zhang<sup>4</sup>, Yiren Song<sup>3</sup>, Jiaming Liu<sup>2\*</sup>

<sup>1</sup>Shanghai Jiao Tong University, <sup>2</sup>Tiamat AI, <sup>3</sup>National University of Singapore,

<sup>4</sup>Shenyang Institute of Automation Chinese Academy of Sciences




Figure 1: Stable-Hair is a novel diffusion-based hairstyle transfer method that can robustly transfer a diverse range of real-world hairstyles. We demonstrate its performance on a variety of challenging hairstyles, achieving highly detailed and high-fidelity transfers with impressive results while preserving the original identity content and structure.

## Abstract

Current hair transfer methods struggle to handle diverse and intricate hairstyles, thus limiting their applicability in real-world scenarios. In this paper, we propose a novel diffusion-based hair transfer framework, named *Stable-Hair*, which robustly transfers a wide range of real-world hairstyles onto user-provided faces for virtual hair try-on. To achieve this goal, our *Stable-Hair* framework is designed as a two-stage pipeline. In the first stage, we train a Bald Converter alongside stable diffusion to remove hair from the user-provided face images, resulting in bald images. In the second stage, we specifically designed three modules: a Hair Extractor, a Latent IdentityNet, and Hair Cross-Attention Layers to transfer the target hairstyle with highly detailed and high-fidelity to the bald image. Specifically, the Hair Extractor is trained to encode reference images with the desired hairstyles. To preserve the consistency of identity content and background between the source images and the transfer results, we employ a Latent IdentityNet to encode the source images. With the assistance of our Hair Cross-Attention Layers in the U-

Net, we can accurately and precisely transfer the highly detailed and high-fidelity hairstyle to the bald image. Extensive experiments have demonstrated that our approach delivers state-of-the-art (SOTA) results among existing hair transfer methods. Project page: <https://xiaojiu-z.github.io/Stable-Hair.github.io/>

## Introduction

With the increasing prevalence of digital media and virtual reality applications, personalized virtual avatars and virtual try-on systems have emerged as a significant research area. Hair transfer is one of the most challenging tasks within this domain. The objective of this task is to transfer the hair color, shape, and structure attributes from a reference image to a user-provided source image while preserving the identity and background of the source image.

In recent years, the advancements in Generative Adversarial Networks (GANs) (Tan et al. 2020; Zhang and Zheng 2018; Guo et al. 2022; Zhu et al. 2022; Chang, Kim,

and Kim; Chung et al. 2022; Zhu et al. 2021; Saha et al. 2021; Wei et al. 2022, 2023; Nikolaev et al. 2024; Khwanmuang et al. 2023; Kim et al. 2022) have driven significant progress in this field. However, these GAN-based methods often struggle to handle the diverse and complex hairstyles encountered in real-world scenarios, which severely limits their effectiveness in practical applications. Recently, diffusion models have emerged as state-of-the-art methods in the field of image generation. These models not only enable more stable training but also demonstrate impressive results in terms of diversity and fidelity. Consequently, we are intrigued by the question: “*Can we leverage the powerful capabilities of diffusion models to achieve more stable and high-precision hair transfer?*”

Building on the aforementioned considerations, in this paper, we propose a novel hair transfer framework based on diffusion models, named Stable-Hair. Inspired by method (Wei et al. 2023) which converts different editing conditions (e.g., text, sketch) into different proxies in the StyleGAN W+ space, we designed a two-stage paradigm to ensure the precision and naturalness of our hair transfer process. In the first stage, we train a bald converter to transform the user-provided source image into a bald proxy image. In the second stage, we utilize our specially designed model to transfer the reference hairstyle onto the bald proxy image.

Our model is designed with three core components, each addressing specific aspects of the hair transfer challenge: the Hair Extractor, Latent IdentityNet, and Hair Cross-Attention Layers. The Hair Extractor is specially trained to capture and encode hairstyles from reference images with unprecedented levels of detail and texture. This capability enables Stable-Hair to accurately represent complex hairstyles. The Latent IdentityNet is used to encode the source image, ensuring that the identity and background of the source image remain consistent throughout the transfer process. By integrating Hair Cross-Attention Layers within diffusion U-Net, we can effectively inject the features of the reference hair into the source image. This approach not only allows the hair to adapt accurately to the new environment of the source image but also ensures that it is styled appropriately, appearing natural and matching the original appearance of the subject.

Notably, to preserve non-hair regions and the overall facial identity of the subject, we have designed a novel structure called Latent Controlnet. This structure integrates our Bald Converter and Latent IdentityNet. By transforming the pixel-space transfer process to operate within the latent space of the diffusion model, Latent Controlnet ensures color consistency in the non-hair regions of the source image during the transfer process.

Through extensive experiments, Stable-Hair has demonstrated its superior performance, significantly surpassing existing state-of-the-art hair transfer methods in terms of fidelity and fine-grained detail. Our approach sets a new standard for hair transfer technology, promising to revolutionize the virtual hair try-on experience with its advanced capabilities and innovative design.

In summary, our contributions are:

- In this paper, we propose the first diffusion-based hair style transfer framework, named *Stable-Hair*. Compared

with the GAN-based hair style transfer works, Stable-Hair achieves better fidelity and robustness. Experiments demonstrate that our method surpasses other state-of-the-art methods.

- We utilize a Hair Extractor in conjunction with Hair Cross-attention Layers to inject reference hair features. To ensure better source content consistency during the transfer process, we introduce a novel Latent ControlNet architecture. This architecture is utilized as a Bald Converter and a Latent IdentityNet, which maps the hairstyle transfer process from the pixel space to the latent space.
- We devised an automated data production pipeline, which is a pivotal component contributing to the successful training of our framework.

## Related Works

### Hair style transfer.

The development of GAN-based methods (Tan et al. 2020; Zhang and Zheng 2018; Guo et al. 2022; Zhu et al. 2022; Chang, Kim, and Kim; Chung et al. 2022; Zhu et al. 2021; Saha et al. 2021; Wei et al. 2022, 2023; Nikolaev et al. 2024; Khwanmuang et al. 2023; Kim et al. 2022; Shu et al. 2022) has significantly advanced the field of hairstyle transfer, with most current methods relying on GAN-based approaches.

In the realm of hair transfer, MichiGAN(Tan et al. 2020) decomposes hair into four orthogonal attributes and designs corresponding modules to represent, process, and convert user inputs, which are then integrated to realize an end-to-end network. Similarly, Barbershop(Zhu et al. 2021) proposes a novel latent space for image blending that excels in preserving detail and encoding spatial information, extracting hairstyle information from multiple reference images. Furthermore, LOHO(Saha et al. 2021) employs an optimization-based approach using GAN inversion to infill missing hair structure details in the latent space during hairstyle transfer, introducing two-stage optimization and gradient orthogonalization to enable disentangled latent space optimization of hair attributes. Moreover, Hairmapper(Wu, Yang, and Jin 2022) focuses on training a fully connected network to determine the direction of hair removal in the latent space of StyleGAN during the training stage. SYH(Kim et al. 2022) explores a pose-aligned latent code in StyleGAN2’s latent space and proposes a high-performing pose-invariant hairstyle transfer model, which excels in transferring hairstyles under significant pose differences while preserving local hairstyle textures. In addition, Hairclip(Wei et al. 2022), leveraging the powerful image-text representation capability of the Contrastive Language-Image Pre-Training (CLIP) model, proposes a unified hair editing framework based on StyleGAN. Building on this, HairCLIPv2(Wei et al. 2023) converts all hair editing tasks into hair transfer tasks, with editing conditions converted into different proxies accordingly. It also supports a wide range of interaction modes and functions. StyleGAN-Salon(Khwanmuang et al. 2023) introduces a multi-view optimization framework and the use of two guide images, representing a rough composite of the final output based on a simple cut-and-paste from the input image’s viewpoint,

to optimize StyleGAN2’s learned latent space on  $W$  and  $W+$ , thereby controlling hallucinations to accurately transfer hairstyles. HairFastGAN(Nikolaev et al. 2024) addresses the challenge of hairstyle transfers in different poses and proposes a new encoder capable of generating images promptly.

Despite these advancements, GAN-based models have limitations in addressing complex hairstyle transfers in real-world scenarios. To overcome these deficiencies, we propose the first diffusion-based method, which generates high-quality and robust images, thereby setting a new benchmark in the field.

## Diffusion models.

Currently, diffusion models have garnered widespread attention and have seen significant advancements. As the most prominent generative models today, diffusion models have achieved state-of-the-art results across various image generation tasks, including text-to-image generation (Ramesh et al. 2022; Podell et al. 2023; Saharia et al. 2022a; Rombach et al. 2022; Saharia et al. 2022b), image editing (Chefer et al. 2023; Li et al. 2023; Epstein et al. 2023; Cao et al. 2023; Xie et al. 2023; Mou et al. 2023a; Bodur et al. 2023; Zhang et al. 2023; Tsaban and Passos 2023; Yang et al. 2024; Li et al. 2024), controllable generation (Zhang and Agrawala 2023; Mou et al. 2023b; Zhao et al. 2023; Ma et al. 2023), personalized image generation (Zhang et al. 2024b; Hu et al. 2022; Arar et al. 2023; Jia et al. 2023; Gal et al. 2022; Ruiz et al. 2023, 2022; Zhang et al. 2024c) and so on. Notably, the recent emergence of diffusion-based virtual try-on applications further demonstrates the formidable generative capabilities of diffusion models, enabling commercial-grade virtual try-ons (Xu et al. 2024; Wang et al. 2024; Kim et al. 2023; Zeng et al. 2023) and virtual makeovers (Zhang et al. 2024d), which were previously unattainable with traditional GAN methods.

Diffusion models exhibit a pronounced advantage in generating high-quality images, especially when trained on extensive and diverse datasets. In this paper, we harness the strengths of diffusion models to produce high-fidelity and robust output images. This approach is particularly effective in overcoming the limitations inherent in GAN-based models, especially in the context of complex hairstyle transfer tasks. By leveraging the superior generative capabilities of diffusion models, our method significantly enhances the quality and realism of the transferred hairstyles, thereby addressing the challenges posed by intricate and detailed hair structures.

## Methodology

### Stable-Hair

**Overview.** Our design divides the hairstyle transfer process into two stages. Firstly, the user’s input source image is transformed into a bald proxy image by using the Bald Converter. Secondly, our model is employed to transfer the reference hair onto the bald proxy image. This ensures optimal stability in hairstyle transfer and maintains the source image content.

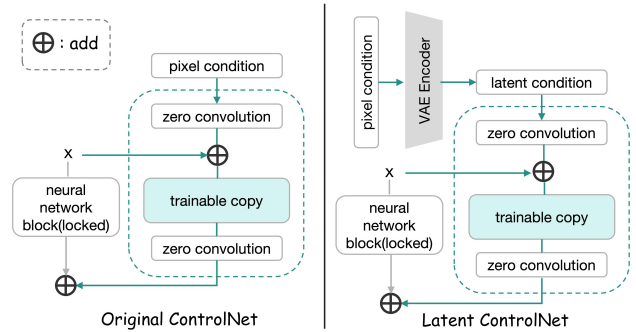


Figure 2: Comparative structural diagram of ControlNet and Latent ControlNet (ours).

As shown in Fig 3, our Stable-Hair framework comprises three primary components: Hair Extractor, Latent IdentityNet, and the newly integrated Hair Cross-Attention Layers. Given a reference image  $I_r$  containing the desired hairstyle and a source image  $I_s$  provided by users, Hair Extractor can stably and precisely encode a variety of reference hairstyles in real-world scenes and extract detailed hair features  $F_h$ . These detailed hair features  $F_h$  are fed to the diffusion U-Net structure through Hair Cross-Attention Layers. The Latent IdentityNet modules are employed for processing bald proxy image  $I_b$  which is converted from the source image  $I_s$  by Bald Converter.

**Latent ControlNet.** In our method, the source image is processed in two steps, The first step is to convert the source image into a bald proxy image by a **Bald Converter**. The second step is to maintain the content of the non-hair region of the bald proxy image using **Latent IdentityNet**. The maintenance of content consistency in the source image is crucial through these two steps. Any deviation from the intended goal, such as alterations in color or structure, would result in a content-inconsistent final image. Therefore, designing these two content maintenance modules becomes a pivotal aspect of our hair transfer framework.

A naive baseline approach involves utilizing the ControlNet structure as a Bald Converter and Latent IdentityNet to ensure content consistency. However, our experimental findings indicate that while ControlNet effectively maintains the structural consistency of the source image, it struggles to preserve color consistency. As shown in Fig. 4, due to accumulated color deviations over these two steps, there are noticeable changes in final colors. Why does the controlnet have a color difference? We supposed that the reason is that pixel space and latent space represent image information in fundamentally different ways. Pixel space deals with the raw pixel values of an image, while latent space involves a more abstract, high-dimensional representation created by VAE encoder. For diffusion models, the characteristics and distribution of information in these two spaces can vary significantly, making alignment challenging during training.

Therefore, as depicted in Fig. 2, we improve the ControlNet structure and propose a new variant named **Latent ControlNet**. Before the image is input into the ControlNet,



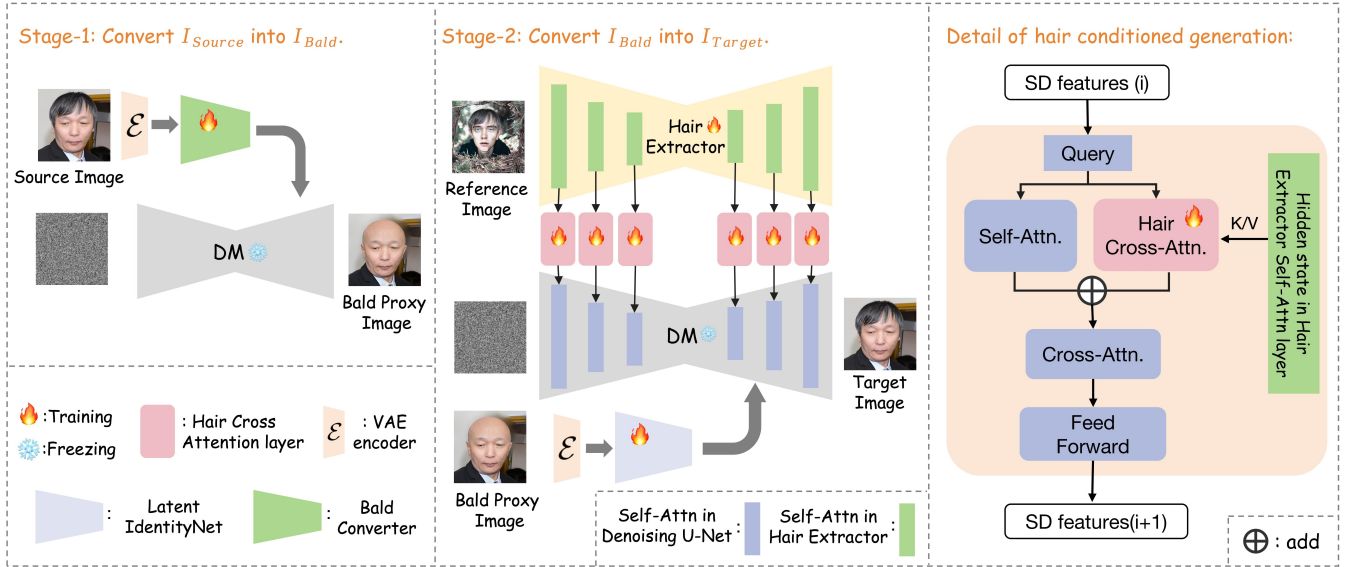


Figure 3: Overall schematics of our method. Our pipeline consists of two stages to achieve high-quality hair transfer. First, the user’s input source image is transformed into a bald proxy image. This transformation is accomplished using a pre-trained Stable Diffusion (SD) model in conjunction with a specialized Bald Converter. In the second stage, we employ the pre-trained SD model along with a Hair Extractor to transfer the reference hair onto the bald proxy image. The Hair Extractor is responsible for capturing the intricate details and features of the reference hair. These features are then injected into the SD model through newly added hair cross-attention layers. By leveraging these two stages, our method achieves highly detailed and high-fidelity hair transfers, producing natural and visually appealing results.

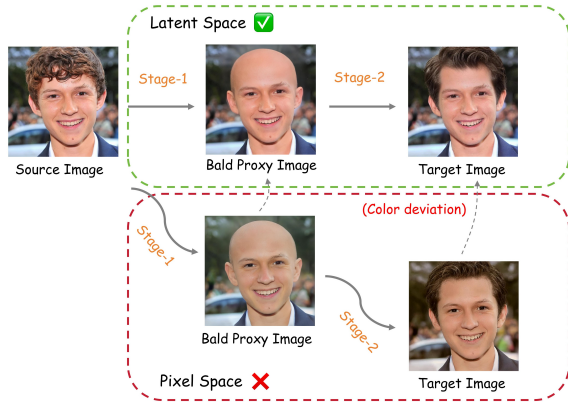


Figure 4: Accumulated color deviations in different design options.

the image is encoded into the latent space by the VAE encoder and then sent to the trainable copy of U-Net after a new trainable convolutional layer. Finally, we train our Bald Converter and Latent IdentityNet based on our proposed Latent ControlNet structure and get the best consistency practice.

**Hair Extractor.** Hair transfer needs to transfer the hair on the reference image  $I_r$  in a detailed, complete, and accurate way, and our Hair Extractor is designed to achieve such transfer. Inspired by recent works (Wang et al. 2024; Zhang et al. 2024a) on reference image-guided generation, we utilize a trainable copy of U-Net architecture from pre-

trained diffusion models as our Hair Extractor. Specifically, we encode our reference image  $I_r$  through Hair Extractor and collect the features of the self-attention layer in each transformer block as detailed hair features  $F_h$ . Then the features are subsequently injected into diffusion U-Net through Hair Cross-Attention Layers.

**Hair Cross-Attention Layers.** The goal of the Hair Cross-Attention Layers is to integrate detailed hair features into the U-Net and align them appropriately with the intermediate feature maps of U-Net, enabling the model to accurately transfer the hair onto the appropriate region in the source image. Specifically, as shown in the figure, in each transformer block of the U-Net, we retain the original self-attention layers and add Hair Cross-Attention Layers. The detailed Hair Features  $F_h$  are input to the hair cross-attention layers and serve as the K(key) and V(value) features. The hair cross-attention layers and the original self-attention layers in the U-Net share the Q feature. With the help of the cross-attention mechanism, the hair and source face are well-aligned. Finally, we simply add the output of hair cross-attention to the output of original self-attention.

## Model Training and Inference

**Training Data Collection.** As shown in Fig. 5 Our pipeline for creating the hairstyle pairing dataset involves two main steps. First, we use the bald converter to generate bald images, which serve as proxy images for bald heads during training. Second, based on the hairstyle masks from the original images, we use a Stable Diffusion inpainting



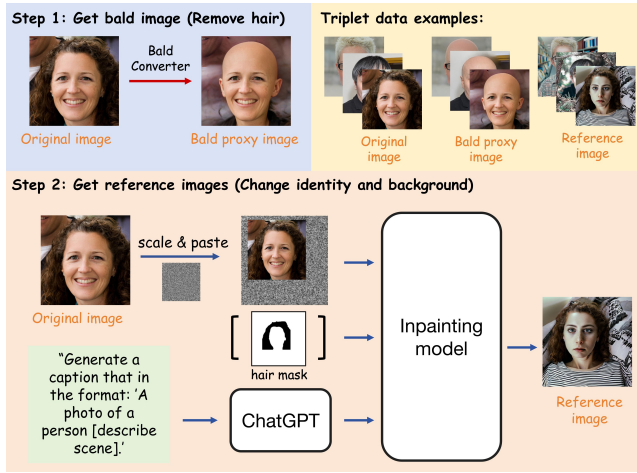


Figure 5: **Synthetic Training Data:** We propose an automated data generation pipeline to generate (Original image, Reference image, Bald proxy image) triplets for training. The pipeline uses ChatGPT to generate text prompts, the Stable Diffusion Inpainting model to generate reference images, and our pre-trained Bald converter to convert the original image into the bald proxy image.

model and ChatGPT to edit the non-hairstyle portions of the original dataset, altering identities and backgrounds to create the reference images for training. Ultimately, we obtain a triplet dataset consisting of the original images, the reference images, and the bald proxy images.

**Training.** In the first stage, we train the bald converter using a straightforward approach similar to ControlNet on an existing dataset. This allows us to achieve a highly effective bald converter. In the second stage, we focus on training the main components of our model. In these two training processes, we have used a variety of augmentations, which are crucial for adapting to real-world scenarios and achieving successful hair transfer. These augmentations include synchronized affine transformations applied to the source image, the bald proxy image, and the target image.

The loss functions for both stages are similar to the original Stable Diffusion training objective and can be mathematically represented as follows:

$$L(\theta) := \mathbb{E}_{\mathbf{x}_0, t, \epsilon} \left[ \|\epsilon - \epsilon_\theta(\mathbf{x}_t, t, \mathbf{c}_s, \mathbf{c}_r)\|_2^2 \right], \quad (1)$$

where  $\mathbf{x}_t$  is a noisy image latent constructed by adding noise  $\epsilon \in \mathcal{N}(\mathbf{0}, \mathbf{1})$  to the image latent  $\mathbf{x}_0$  and the network  $\epsilon_\theta(\cdot)$  is trained to predict the added noise,  $\mathbf{c}_s$ ,  $\mathbf{c}_r$  represent the source condition input (source image or bald proxy image), and reference condition input, respectively. When training the bald converter,  $\mathbf{c}_r$  is None.

**Inference.** During the inference process, there are two stages. In the first stage, the user-provided source images are input into the Bald Converter to obtain bald proxy images. In the second stage, the bald proxy images and the reference images are fed into our hair transfer framework to guide the generation process of diffusion.

## Experiments

### Experimental Setup

#### Training data.

- **FFHQ dataset subset** (Karras, Laine, and Aila 2019): The FFHQ dataset is a high-quality dataset of facial images, widely used in image generation and facial recognition research. We randomly selected 20,000 images from the FFHQ dataset as the source images for our training. Using our proposed data construction method, we processed these source images to generate triplet data consisting of source images, reference images, and bald proxy images, resulting in a total of 60,000 images.
- **NH-FFHQ dataset:** Non-Hair-FFHQ dataset was generated by processing the FFHQ dataset through the hairmapper (Wu, Yang, and Jin 2022) method, which is a high-quality image dataset that contains 6,000 non-hair-FFHQ portraits.

**Implementation details.** We employed Stable Diffusion V1-5 as the pre-trained diffusion model. The model training process utilized a two-stage approach. In the first stage, we trained the Bald Converter using the Non-Hair FFHQ dataset. This training was conducted on a single H800 GPU with a batch size of 16 and a learning rate of  $5e-5$ , over a total of 8,000 steps. In the second stage, we trained our Hair Extractor using the prepared triplet data. This stage was performed on 8 H800 GPUs with a batch size of 8 and a learning rate of  $5e-5$ , over a total of 50,000 steps. During inference, we followed the same two-stage approach as used in training. Both stages utilized the DDIM sampler with 30 sampling steps and the classifier-free guidance scale setting of 1.5. The model underwent 100,000 iterations of training on 8 H800 GPUs, with a batch size of 8 per GPU and a learning rate of  $5e-5$ .

#### Evaluation Metrics

Given a hairstyle reference image and a hair color reference image, the purpose of hair transfer is to apply the corresponding hairstyle and hair color attributes to the input image. We compare our method with the current state-of-the-art methods: **Barbershop** (Zhu et al. 2021), **SYH** (Kim et al. 2022), **HairFastGAN** (Nikolaev et al. 2024), **hairclip** (Wei et al. 2022), and **hairclipv2** (Wei et al. 2023). All comparison algorithms use the default parameters from their official implementations.

To provide a thorough and objective assessment of the performance of each algorithm in different aspects of hairstyle transfer, we calculated the **FID** (Heusel et al. 2017) metrics for the source image and the generated target image. After hairstyle transfer, the structural and content information of the source image and the generated image should be consistent, so we use the **SSIM** (Wang et al. 2004) metric to evaluate the structural and content similarity between the source image and the generated target image. In addition, we use the **PSNR** metric to evaluate the quality of the generated images and we also use Insightface (Deng et al. 2019) to evaluate **identity similarity (IDS)** between the original source image and the generated target image.



Figure 6: Qualitative comparison of different methods. Compared to other approaches, our method achieves more refined and stable hairstyle transfer without the need for precise facial alignment or explicit masks for supervision.

## Experiment Results

**Qualitative Comparison.** As illustrated in the figure 6, we conducted qualitative comparison experiments on a variety of hairstyles. Overall, our method significantly outperforms other approaches in terms of the refinement and completeness of hairstyle transfer, while also maintaining the structural and identity consistency of the source image to a great extent. Among the methods we compared, Barbershop frequently exhibits simple hair pasting issues and often result in unnatural integration of hair and face (as seen in the third and fourth rows). Style Your Hair and Hair Fast GAN performs rather coarsely in hairstyle transfer, often neglecting hair details and showing color inconsistencies, especially with colored hair. Hairclip and Hairclip v2 demonstrate the weakest ability in hairstyle transfer, struggling to

accurately transfer the reference hairstyle. In contrast, our method consistently exhibits robust and stable transfer capabilities across different hairstyle styles and colors.

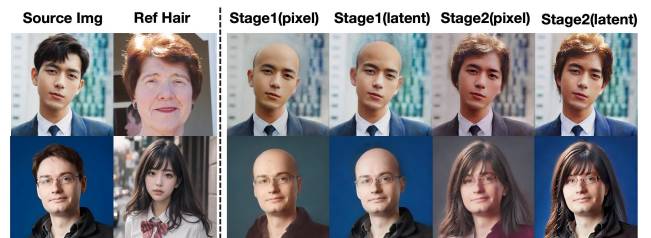


Figure 7: Ablation study results of different training and inference settings.



Table 1: **Quantitative comparison** of different methods. Metrics that are bold and underlined represent methods that rank 1st and 2nd, respectively.

Method	FID ↓	PSNR ↑	SSIM ↑	IDS ↑
Barbershop	46.178	29.324	0.579	0.760
HairFastGAN	<u>36.205</u>	29.348	0.620	0.762
SYH	41.543	29.517	0.621	0.712
Hairclip	44.359	28.056	0.620	0.697
HairclipV2	37.456	<b>30.619</b>	<u>0.637</u>	<u>0.769</u>
Ours	<b>33.653</b>	<u>29.555</u>	<b>0.640</b>	<b>0.771</b>

**Quantitative Comparison** The experiment uses the CelebA-HQ datasets as experimental data, 2500 face images are randomly selected as input from the CelebA-HQ dataset with an equal number of reference images from the remaining Celeb-HQ dataset. Table 1 shows our quantitative evaluation across different methods. Overall, our method surpasses previous approaches on most metrics. Specifically, the higher SSIM and IDS scores indicate that Stable-Hair effectively preserves the content and identity of the source image while transferring the hairstyle, demonstrating our method’s superiority in maintaining structural and content consistency. Additionally, the superior FID score suggests that our method produces high-fidelity and highly realistic results after the transfer. Our method ranks second in terms of the PSNR metric. Although it is slightly inferior to Hairclip v2 in this specific measure, our method still demonstrates high image fidelity and quality when considering other comprehensive metrics.

**User Study.** Considering the subjective nature of the hairstyle transfer task, we conducted a comprehensive user study involving 30 volunteers. Specifically, we randomly sampled 20 sets of data from our quantitative experiments and selected 10 popular hairstyles from social media as reference styles, using a corresponding number of source images randomly sampled from FFHQ datasets to create an additional 10 sets of data using various algorithms. This resulted in a total of 30 triplets, each consisting of an original image, a reference image, and the transfer results. As with previous methods(Wei et al. 2022), the test results from different algorithms were randomized. For each test sample, volunteers were asked to choose the best option based on three criteria: transfer accuracy, preservation of unrelated attributes, and visual naturalness. The results shown in table 2 indicate that our method outperforms the comparison methods in transfer accuracy, preservation of unrelated attributes, and visual naturalness.

**Ablation study.** To thoroughly investigate the role of each module in our method, we conducted systematic ablation studies by sequentially removing individual components. As illustrated in figure 7, it is evident that the models trained with pixel-conditioned input using ControlNet often exhibit color discrepancies (as seen in the first and third columns of the results), leading to inconsistencies between the source and target images. By employing our proposed Latent ControlNet, which maps the hair removal and transfer process

Table 2: **User study** on hair transfer. Accuracy denotes the accuracy for hair transfer, Preservation indicates the ability to preserve irrelevant regions and Naturalness denotes the visual realism of the generated image.

Metrics	Barber shop	Hair FastGAN	SYH	Hair clip	Hair clipV2	Ours
Accuracy(%)	18.6	20.1	19.2	5.1	10.2	<b>26.8</b>
Preservation(%)	11.1	17.3	20.0	7.4	21.8	<b>22.4</b>
Naturalness(%)	13.4	20.2	15.9	11.2	18.7	<b>20.6</b>



Figure 8: The visual results of cross-domain transfer demonstrate the robustness of our method.

from pixel space to latent space, we effectively eliminate these color inconsistencies, significantly enhancing content preservation. Additionally, the bald images generated in our Stage 1 output appear very natural, allowing for a seamless transition into Stage 2. This results in highly satisfactory transfer outcomes.

**Cross-domain transfer results.** As illustrated in figure 8, the robustness of our method enables the transfer of hairstyles across diverse domains, a capability that previous approaches were unable to achieve. This demonstrates the significant advancements our method offers in the realm of hairstyle transfer.

## Conclusions

In this paper, we introduce Stable-Hair, the first framework to tackle hairstyle transfer using diffusion techniques. This method marks a significant advancement, achieving stable and fine-grained real-world hairstyle transfers previously unattainable. Stable-Hair features a two-stage pipeline. The first stage uses a Bald Converter to transform the source image into a bald proxy image. The second stage comprises a Hair Extractor, a Latent IdentityNet, and Hair Cross-Attention Layers to accurately transfer the target hairstyle to the bald image. The Hair Extractor encodes reference images with the desired hairstyles, while the Latent IdentityNet preserves identity content and background consistency. The Hair Cross-Attention Layers in the U-Net ensure precise and high-fidelity hairstyle transfer. Extensive experiments demonstrate that Stable-Hair achieves commercial-grade hairstyle transfer capabilities, setting a new standard in the field.



## Supplementary Materials

### Preliminaries

**Diffusion models.** Diffusion Model (DM) (Ho, Jain, and Abbeel 2020) belongs to the category of generative models that denoise from a Gaussian prior  $\mathbf{x}_T$  to target data distribution  $\mathbf{x}_0$  by means of an iterative denoising procedure. Latent Diffusion Model (LDM) (Rombach et al. 2022) is proposed to model image representations in the autoencoder’s latent space. LDM significantly speeds up the sampling process and facilitates text-to-image generation by incorporating additional text conditions. The LDM loss is:

$$L_{LDM}(\theta) := \mathbb{E}_{\mathbf{x}_0, t, \epsilon} \left[ \|\epsilon - \epsilon_\theta(\mathbf{x}_t, t, \tau_\theta(\mathbf{c}))\|_2^2 \right], \quad (2)$$

where  $\mathbf{x}_t$  is a noisy image latent constructed by adding noise  $\epsilon \in \mathcal{N}(\mathbf{0}, 1)$  to the image latents  $\mathbf{x}_0$  and the network  $\epsilon_\theta(\cdot)$  is trained to predict the added noise,  $\tau_\theta(\cdot)$  refers to the BERT text encoder (Devlin et al. 2018) used to encode text description  $\mathbf{c}_t$ .

Stable Diffusion (SD) is a widely adopted text-to-image diffusion model based on LDM. Compared to LDM, SD is trained on a large LAION (Schuhmann et al. 2022) dataset and replaces BERT with the pre-trained CLIP (Radford et al. 2021) text encoder.

### More Qualitative Comparison

To demonstrate the effectiveness of our method, we present more qualitative comparison results in Fig. 10. It is observed that our Stable-Hair achieves the most precise and natural transfer. In contrast, all other methods failed to retain details and resulted in unnatural transfers.

### More Visual Results

In this section, we present additional visual results for hair transfer to demonstrate the robustness and superiority of our approach. As shown in Fig. 11 and Fig. 12, we showcase the effectiveness of our method in hair transfer on realistic domain images and hair transfer on cross-domain images.

### Broader Impact

The broader impact of diffusion-based hair style transfer methods is substantial, as they hold the potential to transform the beauty industry by facilitating more efficient and personalized hair styling applications. However, it is crucial to address the ethical considerations associated with this technology, including concerns related to privacy, consent, and the reinforcement of societal beauty standards. We explicitly discourage the unauthorized use of our method to



Figure 9: Limitation of our method.

alter the hairstyles in others’ photographs. As with any advancing technology, we advocate for a cautious approach in the deployment of diffusion-based hairstyle transfer methods and emphasize the importance of ongoing scrutiny regarding their ethical and legal ramifications.

### Limitations

Due to the limitation of the training data, our method may inadvertently transfer certain hair accessories along with the makeup to the source image (As shown in Fig 9), which may not be desirable in some scenarios. We plan to address this limitation in future work to achieve more controlled and precise hair transfer.

### References

- Arar, M.; Gal, R.; Atzmon, Y.; Chechik, G.; Cohen-Or, D.; Shamir, A.; and Bermano, A. H. 2023. Domain-Agnostic Tuning-Encoder for Fast Personalization of Text-To-Image Models. *arXiv preprint arXiv:2307.06925*.
- Bodur, R.; Gundogdu, E.; Bhattarai, B.; Kim, T.-K.; Donoser, M.; and Bazzani, L. 2023. iEdit: Localised Text-guided Image Editing with Weak Supervision. *arXiv preprint arXiv:2305.05947*.
- Cao, M.; Wang, X.; Qi, Z.; Shan, Y.; Qie, X.; and Zheng, Y. 2023. MasaCtrl: Tuning-Free Mutual Self-Attention Control for Consistent Image Synthesis and Editing. *arXiv preprint arXiv:2304.08465*.
- Chang, S.; Kim, G.; and Kim, H. ????. HairNeRF: Geometry-Aware Image Synthesis for Hairstyle Transfer. In *2023 IEEE/CVF International Conference on Computer Vision (ICCV)*.
- Chefer, H.; Alaluf, Y.; Vinker, Y.; Wolf, L.; and Cohen-Or, D. 2023. Attend-and-Excite: Attention-Based Semantic Guidance for Text-to-Image Diffusion Models. *arXiv:2301.13826*.
- Chung, C.; Kim, T.; Nam, H.; Choi, S.; Gu, G.; Park, S.; and Choo, J. 2022. Hairfit: pose-invariant hairstyle transfer via flow-based hair alignment and semantic-region-aware inpainting. *arXiv preprint arXiv:2206.08585*.
- Deng, J.; Guo, J.; Niannan, X.; and Zafeiriou, S. 2019. ArcFace: Additive Angular Margin Loss for Deep Face Recognition. In *CVPR*.
- Devlin, J.; Chang, M.-W.; Lee, K.; and Toutanova, K. 2018. Bert: Pre-training of deep bidirectional transformers for language understanding. *arXiv preprint arXiv:1810.04805*.
- Epstein, D.; Jabri, A.; Poole, B.; Efros, A. A.; and Holynski, A. 2023. Diffusion self-guidance for controllable image generation. *arXiv preprint arXiv:2306.00986*.
- Gal, R.; Alaluf, Y.; Atzmon, Y.; Patashnik, O.; Bermano, A. H.; Chechik, G.; and Cohen-Or, D. 2022. An Image is Worth One Word: Personalizing Text-to-Image Generation using Textual Inversion.
- Guo, X.; Kan, M.; Chen, T.; and Shan, S. 2022. GAN with Multivariate Disentangling for Controllable Hair Editing. *Springer, Cham*.

- Heusel, M.; Ramsauer, H.; Unterthiner, T.; Nessler, B.; and Hochreiter, S. 2017. Gans trained by a two time-scale update rule converge to a local nash equilibrium. *Advances in neural information processing systems*, 30.
- Ho, J.; Jain, A.; and Abbeel, P. 2020. Denoising Diffusion Probabilistic Models. *arXiv preprint arxiv:2006.11239*.
- Hu, E. J.; Shen, Y.; Wallis, P.; Allen-Zhu, Z.; Li, Y.; Wang, S.; Wang, L.; and Chen, W. 2022. LoRA: Low-Rank Adaptation of Large Language Models. In *International Conference on Learning Representations*.
- Jia, X.; Zhao, Y.; Chan, K. C.; Li, Y.; Zhang, H.; Gong, B.; Hou, T.; Wang, H.; and Su, Y.-C. 2023. Taming encoder for zero fine-tuning image customization with text-to-image diffusion models. *arXiv preprint arXiv:2304.02642*.
- Karras, T.; Laine, S.; and Aila, T. 2019. A style-based generator architecture for generative adversarial networks. In *Proceedings of the IEEE/CVF conference on computer vision and pattern recognition*, 4401–4410.
- Khwanmuang, S.; Phongthawee, P.; Sangkloy, P.; and Suwanajakorn, S. 2023. StyleGAN Salon: Multi-View Latent Optimization for Pose-Invariant Hairstyle Transfer. In *IEEE Conference on Computer Vision and Pattern Recognition (CVPR)*.
- Kim, J.; Gu, G.; Park, M.; Park, S.; and Choo, J. 2023. StableVITON: Learning Semantic Correspondence with Latent Diffusion Model for Virtual Try-On. *arXiv preprint arXiv:2312.01725*.
- Kim, T.; Chung, C.; Kim, Y.; Park, S.; Kim, K.; and Choo, J. 2022. Style Your Hair: Latent Optimization for Pose-Invariant Hairstyle Transfer via Local-Style-Aware Hair Alignment. *arXiv preprint arXiv:2208.07765*.
- Li, P.; Huang, Q.; Ding, Y.; and Li, Z. 2023. LayerDiffusion: Layered Controlled Image Editing with Diffusion Models. *arXiv preprint arXiv:2305.18676*.
- Li, S.; Zeng, B.; Feng, Y.; Gao, S.; Liu, X.; Liu, J.; Li, L.; Tang, X.; Hu, Y.; Liu, J.; et al. 2024. Zone: Zero-shot instruction-guided local editing. In *Proceedings of the IEEE/CVF Conference on Computer Vision and Pattern Recognition*, 6254–6263.
- Ma, W.-D. K.; Lewis, J.; Kleijn, W. B.; and Leung, T. 2023. Directed diffusion: Direct control of object placement through attention guidance. *arXiv preprint arXiv:2302.13153*.
- Mou, C.; Wang, X.; Song, J.; Shan, Y.; and Zhang, J. 2023a. DragonDiffusion: Enabling Drag-style Manipulation on Diffusion Models. *arXiv preprint arXiv:2307.02421*.
- Mou, C.; Wang, X.; Xie, L.; Zhang, J.; Qi, Z.; Shan, Y.; and Qie, X. 2023b. T2i-adapter: Learning adapters to dig out more controllable ability for text-to-image diffusion models. *arXiv preprint arXiv:2302.08453*.
- Nikolaev, M.; Kuznetsov, M.; Vetrov, D.; and Alanov, A. 2024. HairFastGAN: Realistic and Robust Hair Transfer with a Fast Encoder-Based Approach. *arXiv preprint arXiv:2404.01094*.
- Podell, D.; English, Z.; Lacey, K.; Blattmann, A.; Dockhorn, T.; Müller, J.; Penna, J.; and Rombach, R. 2023. Sdxl: Improving latent diffusion models for high-resolution image synthesis. *arXiv preprint arXiv:2307.01952*.
- Radford, A.; Kim, J. W.; Hallacy, C.; Ramesh, A.; Goh, G.; Agarwal, S.; Sastry, G.; Askell, A.; Mishkin, P.; Clark, J.; Krueger, G.; and Sutskever, I. 2021. Learning Transferable Visual Models From Natural Language Supervision. *arXiv:2103.00020*.
- Ramesh, A.; Dhariwal, P.; Nichol, A.; Chu, C.; and Chen, M. 2022. Hierarchical Text-Conditional Image Generation with CLIP Latents. *arXiv:2204.06125*.
- Rombach, R.; Blattmann, A.; Lorenz, D.; Esser, P.; and Ommer, B. 2022. High-resolution image synthesis with latent diffusion models. In *Proceedings of the IEEE/CVF conference on computer vision and pattern recognition*, 10684–10695.
- Ruiz, N.; Li, Y.; Jampani, V.; Pritch, Y.; Rubinstein, M.; and Aberman, K. 2022. DreamBooth: Fine Tuning Text-to-image Diffusion Models for Subject-Driven Generation.
- Ruiz, N.; Li, Y.; Jampani, V.; Wei, W.; Hou, T.; Pritch, Y.; Wadhwa, N.; Rubinstein, M.; and Aberman, K. 2023. HyperDreamBooth: HyperNetworks for Fast Personalization of Text-to-Image Models. *arXiv preprint arXiv:2307.06949*.
- Saha; Rohit; Duke; Brendan; Shkurti; Florian; Taylor; Graham; Aarabi; and Parham. 2021. LOHO: Latent Optimization of Hairstyles via Orthogonalization. In *CVPR*.
- Saharia, C.; Chan, W.; Saxena, S.; Li, L.; Whang, J.; Denton, E.; Ghasemipour, S. K. S.; Ayan, B. K.; Mahdavi, S. S.; Lopes, R. G.; Salimans, T.; Ho, J.; Fleet, D. J.; and Norouzi, M. 2022a. Photorealistic Text-to-Image Diffusion Models with Deep Language Understanding. *arXiv:2205.11487*.
- Saharia, C.; Chan, W.; Saxena, S.; Li, L.; Whang, J.; Denton, E. L.; Ghasemipour, K.; Gontijo Lopes, R.; Karagol Ayan, B.; Salimans, T.; et al. 2022b. Photorealistic text-to-image diffusion models with deep language understanding. *Advances in Neural Information Processing Systems*, 35: 36479–36494.
- Schuhmann, C.; Beaumont, R.; Vencu, R.; Gordon, C.; Wightman, R.; Cherti, M.; Coombes, T.; Katta, A.; Mullis, C.; Wortsman, M.; Schramowski, P.; Kundurthy, S.; Crowson, K.; Schmidt, L.; Kaczmarczyk, R.; and Jitsev, J. 2022. LAION-5B: An open large-scale dataset for training next generation image-text models. *arXiv:2210.08402*.
- Shu, C.; Wu, H.; Zhou, H.; Liu, J.; Hong, Z.; Ding, C.; Han, J.; Liu, J.; Ding, E.; and Wang, J. 2022. Few-shot head swapping in the wild. In *Proceedings of the IEEE/CVF Conference on Computer Vision and Pattern Recognition*, 10789–10798.
- Tan, Z.; Chai, M.; Chen, D.; Liao, J.; Chu, Q.; Yuan, L.; Tulyakov, S.; and Yu, N. 2020. MichiGAN: Multi-Input-Conditioned Hair Image Generation for Portrait Editing. *ACM Transactions on Graphics (TOG)*, 39(4): 1–13.
- Tsaban, L.; and Passos, A. 2023. Ledits: Real image editing with ddpm inversion and semantic guidance. *arXiv preprint arXiv:2307.00522*.

- Wang, R.; Guo, H.; Liu, J.; Li, H.; Zhao, H.; Tang, X.; Hu, Y.; Tang, H.; and Li, P. 2024. StableGarment: Garment-Centric Generation via Stable Diffusion. *arXiv preprint arXiv:2403.10783*.
- Wang, Z.; Bovik, A. C.; Sheikh, H. R.; and Simoncelli, E. P. 2004. Image quality assessment: from error visibility to structural similarity. *IEEE transactions on image processing*, 13(4): 600–612.
- Wei, T.; Chen, D.; Zhou, W.; Liao, J.; Tan, Z.; Yuan, L.; Zhang, W.; and Yu, N. 2022. Hairclip: Design your hair by text and reference image. *Proceedings of the IEEE/CVF Conference on Computer Vision and Pattern Recognition*.
- Wei, T.; Chen, D.; Zhou, W.; Liao, J.; Zhang, W.; Hua, G.; and Yu, N. 2023. HairCLIPv2: Unifying Hair Editing via Proxy Feature Blending. *Proceedings of the IEEE/CVF International Conference on Computer Vision*.
- Wu, Y.; Yang, Y.-L.; and Jin, X. 2022. HairMapper: Removing Hair From Portraits Using GANs. In *Proceedings of the IEEE/CVF Conference on Computer Vision and Pattern Recognition (CVPR)*, 4227–4236.
- Xie, D.; Wang, R.; Ma, J.; Chen, C.; Lu, H.; Yang, D.; Shi, F.; and Lin, X. 2023. Edit everything: A text-guided generative system for images editing. *arXiv preprint arXiv:2304.14006*.
- Xu, Y.; Gu, T.; Chen, W.; and Chen, C. 2024. Ootdiffusion: Outfitting fusion based latent diffusion for controllable virtual try-on. *arXiv preprint arXiv:2403.01779*.
- Yang, L.; Zeng, B.; Liu, J.; Li, H.; Xu, M.; Zhang, W.; and Yan, S. 2024. EditWorld: Simulating World Dynamics for Instruction-Following Image Editing. *arXiv preprint arXiv:2405.14785*.
- Zeng, J.; Song, D.; Nie, W.; Tian, H.; Wang, T.; and Liu, A. 2023. CAT-DM: Controllable Accelerated Virtual Try-on with Diffusion Model. *arXiv preprint arXiv:2311.18405*.
- Zhang, L.; and Agrawala, M. 2023. Adding conditional control to text-to-image diffusion models. *arXiv preprint arXiv:2302.05543*.
- Zhang, M.; and Zheng, Y. 2018. Hair-GANs: Recovering 3D Hair Structure from a Single Image. *arXiv e-prints*, arXiv:1811.06229.
- Zhang, S.; Huang, L.; Chen, X.; Zhang, Y.; Wu, Z.-F.; Feng, Y.; Wang, W.; Shen, Y.; Liu, Y.; and Luo, P. 2024a. FlashFace: Human Image Personalization with High-fidelity Identity Preservation. *arXiv preprint arXiv:2403.17008*.
- Zhang, Y.; Song, Y.; Liu, J.; Wang, R.; Yu, J.; Tang, H.; Li, H.; Tang, X.; Hu, Y.; Pan, H.; et al. 2024b. Ssr-encoder: Encoding selective subject representation for subject-driven generation. In *Proceedings of the IEEE/CVF Conference on Computer Vision and Pattern Recognition*, 8069–8078.
- Zhang, Y.; Song, Y.; Yu, J.; Pan, H.; and Jing, Z. 2024c. Fast Personalized Text to Image Synthesis with Attention Injection. In *ICASSP 2024-2024 IEEE International Conference on Acoustics, Speech and Signal Processing (ICASSP)*, 6195–6199. IEEE.
- Zhang, Y.; Wei, L.; Zhang, Q.; Song, Y.; Liu, J.; Li, H.; Tang, X.; Hu, Y.; and Zhao, H. 2024d. Stable-Makeup: When Real-World Makeup Transfer Meets Diffusion Model. *arXiv preprint arXiv:2403.07764*.
- Zhang, Z.; Han, L.; Ghosh, A.; Metaxas, D. N.; and Ren, J. 2023. Sine: Single image editing with text-to-image diffusion models. In *Proceedings of the IEEE/CVF Conference on Computer Vision and Pattern Recognition*, 6027–6037.
- Zhao, S.; Chen, D.; Chen, Y.-C.; Bao, J.; Hao, S.; Yuan, L.; and Wong, K.-Y. K. 2023. Uni-ControlNet: All-in-One Control to Text-to-Image Diffusion Models. *arXiv preprint arXiv:2305.16322*.
- Zhu, P.; Abdal, R.; Femiani, J.; and Wonka, P. 2021. Barber-shop: GAN-based Image Compositing using Segmentation Masks. arXiv:2106.01505.
- Zhu, P.; Abdal, R.; Femiani, J.; and Wonka, P. 2022. HairNet: Hairstyle Transfer with Pose Changes.





Figure 10: More qualitative comparison results of hair transfer.





Figure 11: More results of hair transfer for the realistic domain.





Figure 12: More results of hair transfer for cross-domain.