

The state of optics research in Colombia: a scientometric analysis

ANDRES G. MARRUGO,^{1,*} ATILIO BUSTOS-GONZÁLEZ,² AND EGDAR RUEDA³

¹*Facultad de ingeniería, Universidad Tecnológica de Bolívar, Cartagena, Colombia*

²*SCImago Research Group, Medellín, Colombia*

³*Grupo de Óptica y Fotónica, Instituto de Física, Universidad de Antioquia, calle 70 No. 52 - 21, Medellín, Colombia*

*agmarrugo@utb.edu.co

Abstract: Although there is a perception in the community that the state of optics research in Colombia has reached a mature state with international recognition, to date, there is no study that supports this view quantitatively. We aimed to assess the state of optics research in Colombia based on international journal publications. Therefore, we determined scientometric indicators using the research articles published by authors with Colombian affiliation in journals indexed in the Scopus database belonging to the Atomic and Molecular Physics and Optics subject category. The research output has increased dramatically in the past two decades, with an average of 169 articles per year since 2016. Most of these articles are published in high-impact journals. A little over 10% of that research is in the top 10% most cited in the world. Over 25 higher education institutions contribute significantly to this research with many international and national collaborations. The normalized citation impact for Colombian optics research is 0.95, only five points below the world average, and ranked second in Latin America, only superseded by Chile (1.33). Our results show that optics research is an established research area in Colombia with high impact and many active groups from different institutions spread throughout the country.

1. Introduction

Optics is globally acknowledged as a scientific discipline that enriches other areas of science and technology. Since it is at the frontier of basic and applied science, it is often closely tied with innovations and technological impact [1]. Optical technologies have been found to provide one of the most intensive interactions with science [2]. In a way, assessing the state of optics research in a country is a form of probing the underlying research dynamics of a country. At present, there is only the perception that optics research in Colombia has reached a mature state with international recognition, but there are no studies that support this view quantitatively.

In the last decade, scientometrics has emerged as a field of study concerned with measuring and analyzing the impact of scholarly literature for its use in policy and management contexts [3]. Most scientometric studies are often broad in terms of scientific field coverage [4], yet with the appropriate expert judgment, the analysis of individual fields can also be carried out [5]. In the field of optics, we found a study by Takeda and Kajikawa [5], in which they built a citation network of papers to identify optics emerging research domains such as optical communication, quantum optics, optical data processing, optical analysis, and lasers. They also found the United States to be the leading country in publications and citations. Also, two recent studies by Kappi et al., [6, 7] provided an overview of trends in Indian optics research from 2008 to 2019. Both studies found an exponential growth in the number of published articles, although the quality needs to improve.

Regarding the Colombian scenario, many works have described the state of research [8, 9] from as early as the 1980s. However, it was not until the turn of the century that the Colombian research system started consolidating itself [10]. For the last 20 years, the Colombian Observatory of Science and Technology (OCyT) has been producing reports pointing in the same direction;

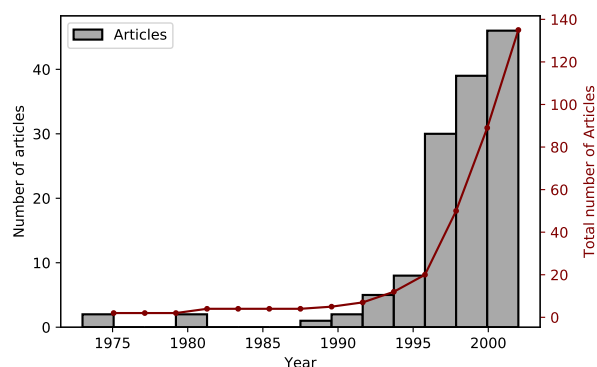


Fig. 1. The bars correspond to the number of articles published with affiliation to a Colombian Institution, while the line is used to show the total number of articles from 1973 to the specific year.

notably, Colombian research output has doubled over the last decade [11]. However, field-specific analyses are necessary for accurately informing stakeholders and policy-makers.

This work assesses the state of optics research in Colombia based on international journal publications. We determined scientometric indicators using the research articles published by authors with Colombian affiliation in journals indexed in the Scopus database belonging to the Atomic and Molecular Physics and Optics subject category. We provide an overall picture of the Colombian optics research landscape from the last two decades. However, we also concentrate on the 2016-2020 period to accurately estimate the current state. An important caveat of our results is that many researchers in optics often publish in other research fields, for example, in biomedicine or materials science; however, those articles are not included here. The following section provides a brief historical background of optics research in Colombia to connect better the current state with the underlying causes. In the subsequent sections, we show the results and extensively discuss the strengths and opportunities for improvement of Colombian optics research.

2. Background

This section presents a brief history of optics research and optics groups in Colombia from 1970 to 2002. Subsequently, we present a short analysis of the actual state and distribution of research groups with contributions to optics or related areas. To gather the information, we used the data available from the Colombian Optical Network Society (Sociedad Red Colombiana de Óptica) to contact the research groups directly and ask for information related to members, lines of research, and the group's history. We complemented the information provided by the research groups with the data available in GrupLac. Then, we searched in GrupLac all the research groups with names associated with optics or related areas such as photonics, spectroscopy, imaging, and lasers. Finally, using the database of authors with at least three publications in optics journals obtained with Scopus, we used CvLac and GrupLac to find the associated research groups for each author. We built the groups' background, location, and establishment date with this information.

2.1. History

The first physics departments in Colombia were created in the mid-1950s, and the 1960s [12–14], while the first known optics research groups appeared in the decades of 1970 and 1980. The oldest record we found of an optical research group corresponds to the Grupo de Óptica y Fotónica of the Universidad de Antioquia [15]. It was created by Austrian professor Dr. Peter Barlai

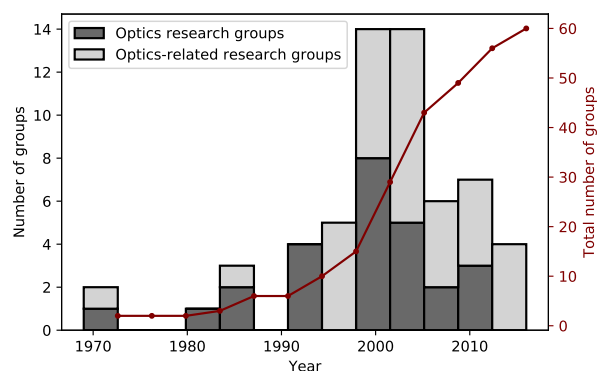


Fig. 2. The dark-grey bars correspond to the creation in time of research groups that consider themselves Optics research groups, while the light-grey bars correspond to research groups not directly associated to optics, but that have a research line in optics or related areas, or publications in AMPO. The line is used to show the increment of research groups associated with optics or related areas.

in the year 1972. This group will later become the seed of many investigators, who, together with other Colombian researchers, will move forward the research in optics, including creating the Colombian Optical Network (Red Colombiana de Óptica). A decade had to pass for the appearance of new recognized optical groups: Espectroscopía Atómica y Molecular (1980) and Óptica y Tratamiento de Señales (1984) in Bucaramanga, and Óptica y Láser (1987) in Popayan. From this point, many new groups were created in the following decade until 2005, when the number of new optics groups started to decrease, as shown in Fig. 2). These timeframes coincide with the return to the country of many Colombians with a Ph.D. in Optics or related areas.

The establishment of the research groups came with the first published scientific articles in optics with Colombian affiliations (Fig. 1). The first records are from 1973 to 1981 with the work of Dr. Peter Barlai, who published in 1973 in the *Journal of Physical Sciences: Zeitschrift für Naturforschung A* [16], the work of Dr. Alfonso Rueda, who joined in 1970 the Universidad de Los Andes [13] and published in 1973, and 1981, in *Physical Review A* [17, 18], and finally, Dr. Eddien Alvarez, who joined the Universidad de Antioquia in 1967, obtained his Ph.D. in 1980 [19], and published in 1980 in *Physical Review A* [20].

After eight years without publications, from 1989 onward, the number of published articles started to climb rapidly, reaching a total of 135 optics research articles by the end of the year 2002, as shown in Fig. 1. As we explained earlier, the return of many researchers with a Ph.D. in optics could explain the boost in productivity alongside newly created funding policies from institutions and the government. Notwithstanding the productivity increase, the establishment of new groups stalled in the last decade. This situation might have two explanations. New optics researchers were being incorporated into already established groups, or the funding policies favored established groups with long-standing publication records. Either way, the conditions for establishing new groups by young principal investigators are not what they used to be a decade ago.

In parallel to the establishment of research groups in optics, from 1970 to 2020, other groups were established in optics-related fields, despite not defining themselves as optics research groups. Typically, these groups have only a single research line in optics or related fields, or some of their publications appear in optics journals (see Fig. 2). These groups are mainly associated with engineering, condensed matter, applied physics, electronics, materials science, and instrumentation.

2.2. Red SCienTi analysis

ScienTi is a public network of academic and research information that contributes to the management of scientific and technological development of its members [21]. The network includes information about researchers (CvLAC), research groups (GrupLAC), and Institutions (InstituLAC). In Colombia, the Ministry of Science, Technology, and Innovation (Minciencias) is in charge of the Colombian branch of the network through the Sistema Nacional de Ciencia, Tecnología, e Innovación (SNCTI) [22]. In particular, Minciencias has a program to identify and measure the research groups in the Colombian Science, Technology and Innovation Network to create and analyze funding policies and strategies in order to generate knowledge and technology that will impact the development and growth of the country positively [23]. Of the 5772 research groups recognized by SNCTI in 2020, we have found 61 research groups identified as optics groups or with at least one researcher with three or more publications in optics journals between 2016-2020. From the 61, 26 were identified as optical groups, and 52 have at least one research line in optics or related fields. The majority of these groups are concentrated in the central part of the Colombian Andes, likely for historical reasons, with a few distributed in the northern part of the country (see Fig. 3). The top three administrative departments with the most optics or optics-related research groups are Cundinamarca, Antioquia, and Santander.

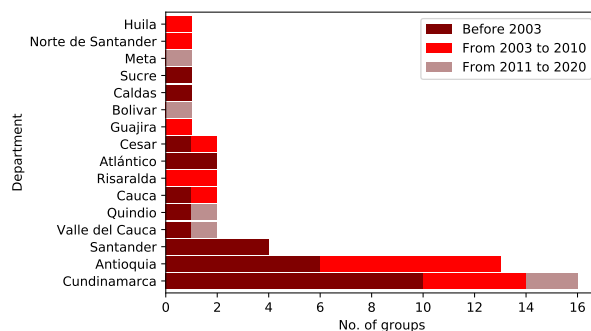


Fig. 3. Distribution in Colombia of research groups with at least one research field in optics or optics-related field.

3. Methods

For all of our analysis, we used the Scopus database. We considered two analysis levels to provide different scale-dependent perspectives on the state of optics research in Colombia:

Category-level analysis. This analysis consists of all publications in the Scopus journal category “Atomic and Molecular Physics, and Optics” (AMPO) with at least one author with Colombian affiliation from the year 2003 to 2020. This journal category belongs to the larger subject area “Physics and Astronomy”. This classification allows to evaluate and compare the impact of research of countries or institutions within the same scientific field. This procedure allowed us to analyze the impact of Colombian researchers, to compare it against their peers from other countries, and determine overall trends in the past two decades. To better assess the current state of optics research in Colombia, we focused on the 2016-2020 period. We determined several scientometric indicators, we identified the top contributing Colombian institutions, and described the potential for technological impact by identifying the top cited articles by patents.

Selected journals analysis. Although the above approach may serve to get an overall picture of the Colombian research for the AMPO category, it has several shortcomings as not all journals in the AMPO category are strictly optics journals. Using expert judgment [24], we carried out a selection of 131 journals from the 239 journals in the AMPO category related exclusively to optics (the journal selection data is available in the external repository). We determined the top contributing institutions and the active researchers (defined as authors with 3 or more articles within 2016-2020) in each institution with corresponding scientometric indicators. This selection-based approach allowed us to get a more detailed picture of which institutions have the most active researchers, which of them achieve higher impacts or depend more heavily on international collaboration, among other relevant aspects. Moreover, we also determined the journals with most of the articles between 2016-2020.

3.1. *Scientometric indicators*

The scientometric indicators used in our study were the following.

- **Output:** The total number of documents published in scholarly journals indexed in Scopus [25–27]. Size-dependent indicator.
- **Scientific Leadership:** Leadership indicates the amount of an institution’s output as main contributor, that is, the amount of papers in which the corresponding author belongs to the institution [28,29]. Size-dependent indicator.
- **International Collaboration:** Institution’s output produced in collaboration with foreign institutions. The values are computed by analyzing an institution’s output whose affiliations include more than one country address [30–32]. Size-dependent indicator.
- **High Quality Publications (Q1):** the number of publications that an institution publishes in the most influential scholarly journals of the world. These are those ranked in the first quartile (25%) in their categories as ordered by SCImago Journal Rank (SJRII) indicator [33,34]. Size-dependent indicator.
- **Normalized Impact (NI):** Normalized Impact is computed over the institution’s output using the methodology established by the Karolinska Institutet in Sweden where it is named "Item oriented field normalized citation score average". The normalization of the citation values is done on an individual article level. The values (in decimal numbers) show the relationship between an institution’s average scientific impact and the world average set to a score of 1, –i.e. a NI score of 0.8 means the institution is cited 20% below world average and 1.3 means the institution is cited 30% above average [35–37]. Size-independent indicator.
- **Excellence10:** Excellence indicates the amount of an institution’s scientific output that is included in the top 10% of the most cited papers in their respective scientific fields. It is a measure of high quality output of research institutions [38–40]. Size-dependent indicator.
- **Excellence10 with Leadership:** Excellence with Leadership indicates the amount of documents in Excellence in which the institution is the main contributor [38]. Size-dependent indicator.

To make the above indicators size-independent, it is customary to express them as a percentage of the total output, for example, when referring to “% International Collaboration” we mean the percentage of articles with international collaboration relative to the total output of the institution.

3.2. Data availability

All data underlying the findings are fully available without restriction. The final datasets and accompanying code are available on the Open Science Framework DOI https://osf.io/hecgw/?view_only=3f78bd27bf28476c968da9cf0582a871.

4. Scientiometric analysis results

4.1. Category-level analysis.

The big picture. Let us begin by providing an overview of how the optics research output from Colombia has changed in the past two decades. In Fig. 4, we show the number of published articles in AMPO journals with at least one author with a Colombian affiliation from 2003 to 2020. The research output has been steadily rising, with over 100 articles per year since 2014 and a little over 200 in 2020. These numbers are in sharp contrast with the 135 articles published by all Colombian authors in optics journals from 1973 to 2000.

In Fig. 4, we also plot several scientiometric indicators to show the 5-year moving average tendency for the same period. The normalized citation impact has been increasing along with the research output, surpassing the world average impact in AMPO between 2017 and 2018. We observe the same tendency for the Excellence10 indicator, between 10% and 12% from 2015 to 2020. Remarkably, the normalized impact or the excellence10 indicators have not declined with the increase in output; instead, they have risen.

The same tendency has not happened for the percentage of articles in Q1 journals. Although the output in the 2000s was relatively low, a significant proportion of those articles were published in Q1 journals (30% to 40%). From 2012 to 2020, this percentage has stabilized around 25%.

The current state. Now, let us focus on the current state of the research by providing the indicators between 2016 to 2020. These are shown in table 1. The full 2003 to 2020 data are included in table 5 as an appendix. From 2016 to 2020, 845 articles were published with 5471

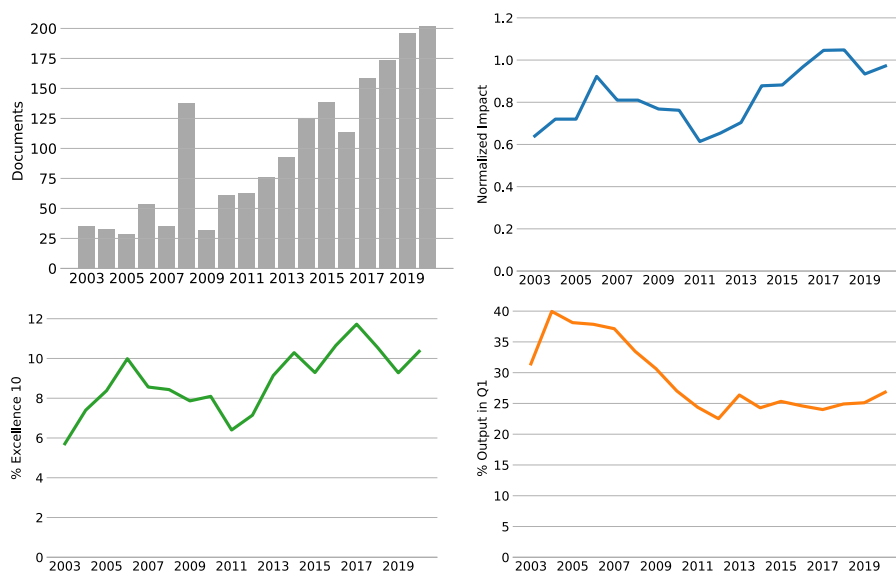


Fig. 4. Number of published journal articles in AMPO Colombia between 2003 and 2020, and selected scientiometric indicators (5-year moving average).

citations, accounting for an average of 169 articles per year and 6.5 citations per article.

Other relevant aspects are the relatively high percentage of cited articles of 68.6 %, the international collaboration of 61.1%, the percentage of output in Q1 of 26.5%, and the percentage of leadership articles of 68.8%. This last indicator suggests that Colombian optics researchers have achieved significant independence from their international collaborators.

The normalized citation impact was 0.95, indicating that the articles from Colombian researchers were cited only 5% below the world average. When compared to the AMPO research output from other similar countries in Latin America with which Colombian researchers collaborate, we found that Colombia ranks second behind Chile (1.33), followed by Brazil (0.88), Argentina (0.80), and Mexico (0.77) [41]. The excellence10 indicator also reveals the quality of work being conducted in the country with a 10.1%. Unfortunately, this indicator falls to 4.5% when considering Colombian leadership. This fact hints that international collaboration is partly responsible for highly cited articles.

Although the normalized impact of the whole country is 0.95 between 2016-2020, we can show how the normalized impact varied year after year depending on the type of collaboration. In Fig. 5, we show that articles published with international collaboration-only and international-and-national collaboration are the ones that most consistently achieve a normalized citation impact above AMPO Colombia and the world average. No collaboration or strictly national collaboration more often achieved below AMPO Colombia normalized citation impact.

Articles published in open access journals have become an essential aspect in assessing the state of research. The percentage output in open access journals was 27.1%, which is somewhat below the 50.3% for all subject categories for Colombia [41].

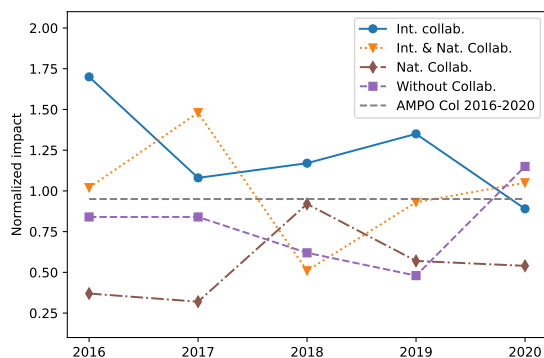


Fig. 5. Normalized impact related to the type of collaboration from 2016-2020. The normalized impact for AMPO Colombia is 0.95, however, articles published with international collaboration only and international and national collaboration are the ones that consistently achieve normalized impact above AMPO Colombia and the world.

Institutions. In table 2, we shot the top 25 contributing institutions in AMPO Colombia between 2016-2020. They are all higher education institutions. In the first place, we find Universidad Nacional de Colombia (UNAL) with 538 articles. Note that UNAL is the largest public university in Colombia, with several campuses throughout the territory, and in this analysis they all appear unified as a single institution. The top 5 is completed by Universidad de Antioquia (208), Universidad de los Andes (85), Universidad Industrial de Santander (82), and Universidad del Valle (82). However, if we were to rank the institutions by citations per document, the top 5 institutions were Universidad Antonio Nariño (26.7), Universidad Tecnológica de Pereira (20.6),

Indicator	2016	2017	2018	2019	2020	Total
Output	114	159	174	196	202	845
Cites	1734	1628	1227	700	182	5471
Cites per document	15.2	10.2	7.1	3.6	0.9	6.5
% Cited documents	91.2	80.5	82.8	63.8	39.1	68.6
% International collaboration	64.9	67.9	62.6	51.0	61.9	61.1
Output in Q1	23	35	64	49	61	232
% Output in Q1	20.2	22.0	36.8	25.0	30.2	26.5
Leadership	77	111	118	133	142	581
% Leadership	67.5	69.8	67.8	67.9	70.3	68.8
Normalized Impact	1.22	0.95	0.90	0.89	0.90	0.95
Normalized Impact wL	0.71	0.86	0.72	0.56	0.78	0.72
Excellence10	15	19	16	11	24	85
% Excellence10	13.2	12.0	9.2	5.6	11.9	10.1
Excellence10 wL	5	9	5	6	13	38
% Excellence10 wL	4.4	5.7	2.9	3.1	6.4	4.5
Open Access	24	48	53	47	57	229
% Open Access	21.1	30.2	30.5	24.0	28.2	27.1

Table 1. General productivity and scientometric indicators for the Atomic and Molecular Physics, and Optics (AMPO) category for Colombia between 2016 and 2020.

Universidad EIA (14.0), Universidad de Antioquia (13.13), and Universidad de los Andes (9.36). Notably, in raw numbers, the Universidad de Antioquia stands out.

Nevertheless, it is also remarkable that many universities spread throughout the territory have noteworthy contributions. This aspect reveals the potential for establishing stronger national alliances, inter-institution exchange programs, and other initiatives.

Potential for technological impact Often, an overlooked aspect in many studies is the potential for technological impact. However, because Optics is a field in the frontier between basic and applied science, we consider the potential technological impact of articles from AMPO Colombia in terms of citations from patents. In table 3 we show the 15 documents from Colombian researchers with two or more citations from patents. Note that even conference papers (Proc. SPIE) have been highly cited, revealing that potential technological impact is less related to conventional article metrics. We have analyzed a larger window from 2011 to 2020, considering that these citations take more time to accumulate than regular citations from other journal articles.

4.2. Selected journals analysis.

Even though journal classification systems facilitate bibliometric studies, they often fail to provide a refined view of a research field. The selection of optics-exclusive journals allowed us to obtain

No	Institution	Documents	Cites	Cites per document
1	Universidad Nacional de Colombia	538	3497	6.50
2	Universidad de Antioquia	208	2730	13.13
3	Universidad de los Andes	85	796	9.36
4	Universidad Industrial de Santander	82	647	7.89
5	Universidad del Valle	82	482	5.88
6	Instituto Tecnológico Metropolitano	61	414	6.79
7	Universidad Pontificia Bolivariana	39	231	5.92
8	Universidad Surcolombiana	38	130	3.42
9	Universidad EAFIT	38	115	3.03
10	Universidad Pedagógica y Tecnológica de Colombia	34	139	4.09
11	Universidad Tecnológica de Pereira	33	679	20.58
12	Universidad Tecnológica de Bolívar	22	109	4.95
13	Universidad EIA	21	294	14.00
14	Universidad del Atlántico	20	122	6.10
15	Universidad de Medellín	20	42	2.10
16	Politécnico Colombiano Jaime Isaza Cadavid	19	97	5.11
17	Universidad Popular del Cesar	18	86	4.78
18	Universidad del Quindío	18	75	4.17
19	Universidad del Magdalena	17	62	3.65
20	Universidad Autónoma de Occidente	16	67	4.19
21	Universidad del Norte	16	117	7.31
22	Universidad Cooperativa de Colombia	14	136	9.71
23	Universidad de la Costa	13	50	3.85
24	Universidad Antonio Nariño	13	348	26.77
25	Pontificia Universidad Javeriana	13	85	6.54

Table 2. Colombian institutions with more than 10 documents in AMPO between 2016-2020.

valuable data on the current state of optics research in Colombia. From the selection, we obtained 499 journal articles from 2016-2020 (482 articles, 15 reviews, 1 erratum, and 1 letter). The majority were written in English (495) and only a few in Spanish (4).

Authors The articles were written on average by 5.2 authors (min 2, max 29), showing that single-author papers are uncommon in the field. In Fig. 6, we show a summary of the active

No	Title	Year	Source	Patents
1	Optical encryption and QR codes: Secure and noise-free information retrieval	2013	Optics Express	7
2	Automatic detection of invasive ductal carcinoma in whole slide images with convolutional neural networks	2014	Proc. SPIE	6
3	Distributed Dynamic Host Configuration Protocol (D2HCP)	2011	Sensors	6
4	Multi-view information fusion for automatic BI-RADS description of mammographic masses	2011	Proc. SPIE	5
5	Color lensless digital holographic microscopy with micrometer resolution	2012	Optics Letters	5
6	Higher-order computational model for coded aperture spectral imaging	2013	Applied Optics	4
7	Multi-wavelength digital in-line holographic microscopy	2012	OSA DTu1C. 4	4
8	Cascaded ensemble of convolutional neural networks and handcrafted features for mitosis detection	2014	Proc. SPIE	4
9	Compressive spectral polarization imaging by a pixelized polarizer and colored patterned detector	2015	JOSA A	3
10	High-Q silicon nitride microresonators exhibiting low-power frequency comb initiation	2016	Optica	3
11	Structural and hyperfine properties of Mn and Co-incorporated akaganeites	2014	Hyperfine Interactions	2
12	Development of pillared clays for wet hydrogen peroxide oxidation of phenol and its application in the posttreatment of coffee wastewater	2012	Int. J. of Photoenergy	2
13	Beam selection in multiuser millimeter-wave systems with sub-array user terminal architectures	2017	IMOC 2017	2
14	Shift-variant digital holographic microscopy: Inaccuracies in quantitative phase imaging	2013	Optics Letters	2
15	Delay/disruption tolerant network-based message forwarding for a river pollution monitoring wireless sensor network application	2016	Sensors	2

Table 3. Top cited documents in patents from AMPO Colombia between 2011-2020.

Colombian researchers, defined as authors with three or more articles between 2016-2020. They are grouped by affiliation as stacked plots. Each author is a circle, with its radius proportional to the research output. The horizontal axis is the normalized citation impact, and the vertical axis is the percentage of international collaboration. Plotted as a vertical red dashed vertical line is the normalized impact for AMPO Colombia. Some institutions appear in table 2 but not here

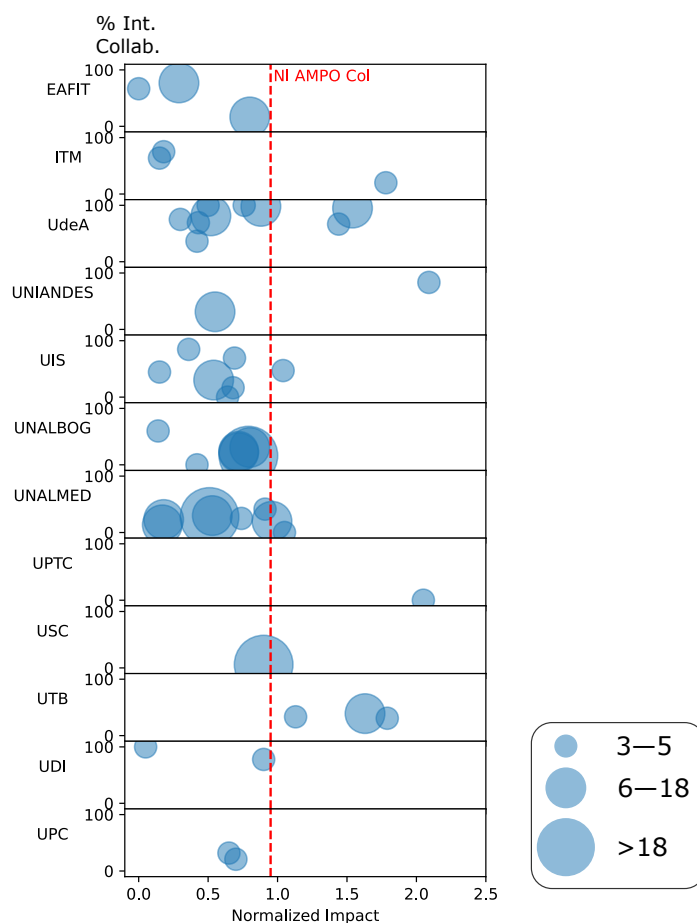


Fig. 6. Authors with at least three articles between 2016-2020 with their corresponding percentage International collaboration versus normalized citation impact.

because their authors did not meet the threshold.

For this analysis, we were able to identify authors from each UNAL Campus individually. Note that there are institutions with a large base of optics researchers, such as UNAL Bogotá (UNALBOG), UNAL Medellín (UNALMED), or Universidad Industrial de Santander (UIS). However, their impact is often below 1.0 or below AMPO Colombia (0.95), regardless of the research output (circle size) or international collaboration (vertical axis). In sharp contrast, we find authors from institutions with fewer researchers, but with high impact such as those from Universidad Tecnológica de Bolívar (UTB), Universidad Pedagógica y Tecnológica de Colombia (UPTC), or Universidad de los Andes (UNIANDES). We also find a varied dependency on international collaboration. Universidad de Antioquia (UdeA) is somewhat atypical in that it has two clusters, one of the authors with impact below 1.0 and the other with an impact higher than 1.5. All UdeA authors have significant international collaboration, with some authors at 100%. Instituto Tecnológico Metropolitano (ITM) has a similar situation, albeit with fewer authors. The other remarkable situation occurs with Universidad Surcolombiana, with a single highly prolific author with an impact close to 1. There are other notable mentions, such as Universidad Popular del Cesar (UPC), Universidad de Investigación (UDI), and EAFIT.

Journals In table 4, we show the top 30 journals with the most published articles between 2016-2020. The journal at the top of the list is *Sensors* with 104 articles, followed by *Optik* (63), *Physical Review A* (51), *Applied Optics* (38), and *Optica Pura y Aplicada* (29) to complete the top 5. Note that all journals in the top 30 list are high-impact journals (Q1 or Q2), except for two Q3 and Q4 journals. It is noteworthy that *Optica* appears in this list, even with only three documents, knowing that it aims to publish high-profile research in both fundamental and applied optics and photonics. It also has the highest Source Normalized Impact per Paper (SNIP) of 3.333.

5. Discussion

As we have shown, the number of published articles has changed dramatically throughout different periods but correlates well with the number of research groups. From 1970 up until 1990, there were but a handful of articles published by the first research groups in the country. From 1990 up until the mid-2000s, research productivity plateaued—even while new research groups were being created—probably because most researchers were university professors with hardly any graduate students at the time when most graduate programs were in their infancy [10].

From 2010 onward, productivity rose significantly, despite fewer new research groups being created, but this coincided with the creation of many new graduate programs [11], productivity stimulus by the universities due to accreditation requirements, among other circumstances. The productivity curve has not plateaued yet, and we believe the community can further increase its output with over 60 research groups at present in Colombia.

Remarkably, research impact and quality have not been compromised with increased productivity; in fact, they have improved. This aspect is relevant because the number of new professors in the field has not progressed as quickly as the number of graduate students. The fact is that most research groups have reached a maturity level that has allowed them to maximize their resources. Therefore, we believe that the lower share of articles in Q1 journals in recent years is not readily explained by a lower quality of research. Instead, it may be due to traditional optics journals being displaced by new journals in the field.

Concerning the current state of the optics research output from Colombia, it has achieved an adequate performance level—especially impact and quality—fueled by a growing body of researchers and institutions. When compared against other similar countries in Latin America, the Colombian output is well positioned, only superseded by Chile.

Nevertheless, the overall impact is partly explained through international collaboration or international leadership, as evidenced by the normalized impact with leadership. However, the scientometric measurement of leadership estimated through the affiliation of the corresponding author is not sufficiently known by the community, which often uses other practices like author-order ranking [42]. This problem is not exclusive to Colombia, and there is no clear worldwide consensus on the matter [43–46]. Still, further efforts should be made to improve the impact of research led by Colombian researchers.

The fact that Colombian researchers in optics and related areas are mostly still publishing in non-open-access journals has likely multiple causes. The first is that traditional optics journals are mostly not open access. However, this fact is rapidly changing, with new reputable open-access journals entering the scene and many existing journals transitioning to open-access models. The second apparent cause is the limited funding in the country with no existing plans for open access initiatives like the Plan-S in Europe.

Undoubtedly, each institution's output is directly related to the number of research groups it has, as seen in Fig. 3 and table 2. However, this apparent advantage for larger institutions may also play a role against impact, as the number of citations per document suggests. Increased pressure for publication in a research funding scarcity environment may promote quantity over quality, as Fig. 6 suggests. Moreover, accreditation requirements for accessing public funds

may have contributed to a notable increase in high-quality publications in small-to-medium size universities that can more easily focus their research efforts than large public institutions.

6. Conclusions

The scientometric analysis allowed us to identify research strengths in the Colombian optical community beyond what can be inferred from conventional quantity-centered metrics. Moreover, we showed that optics research in Colombia is an established research area with many active research groups from different institutions spread throughout the country. The research output is primarily concentrated in high-impact journals (Q1 and Q2), achieving a normalized citation impact close to the normalized impact of the world. This impact, however, is mainly driven by international or joint international and national collaboration. Furthermore, the research impact from Colombia is ranked second in Latin America, only superseded by Chile. Finally, the citations from international patents show an opportunity for technological impact.

Acknowledgments

E. Rueda thanks Universidad de Antioquia U de A Estrategia de Sostenibilidad “ÓPTICA Y FOTÓNICA-Sostenibilidad 2020-2021”.

References

1. H. Golnabi and M. Mahdiah, “Trend of laser research developments in global level,” *Opt. & Laser Technol.* **38**, 122–131 (2006).
2. R. Ponds, F. v. Oort, and K. Frenken, “Innovation, spillovers and university–industry collaboration: an extended knowledge production function approach,” *J. Econ. Geogr.* **10**, 231–255 (2009).
3. L. Leydesdorff and S. Milojević, “Scientometrics,” arXiv preprint arXiv:1208.4566 (2012).
4. W. Glänzel and L. Zhang, “Scientometric research assessment in the developing world: A tribute to michael j. moravcsik from the perspective of the twenty-first century,” *Scientometrics* **115**, 1517–1532 (2018).
5. Y. Takeda and Y. Kajikawa, “Optics: A bibliometric approach to detect emerging research domains and intellectual bases,” *Scientometrics* **78**, 543–558 (2009).
6. M. Kappi and B. Biradar, “Overview of trends in indian optics research (2008-2018),” *Libr. Philos. Pract.* **2020**, 1–18 (2020).
7. M. Kappi and B. Biradar, “Bibliometric analysis of indian optics research: Identifying knowledge domain,” *Libr. Philos. Pract.* **20**, 1–13 (2020).
8. J. C. Anduckia, J. Gómez, and Y. J. Gómez, “Bibliometric output from colombian researchers with approved projects by colciencias between 1983 and 1994,” *Scientometrics* **48**, 3–25 (2000).
9. J. D. Cortes and D. A. Andrade, “The colombian scientific elite–science mapping and bibliometric outlook,” arXiv preprint arXiv:2109.12719 (2021).
10. O. C. de Ciencia and T. OCyT, “Indicadores de ciencia y tecnología,” Bogota: OCYT (2008).
11. O. C. de Ciencia and T. OCyT, “Indicadores de ciencia, tecnología, e innovación,” Bogota: OCYT (2020).
12. U. de Antioquia, “Historia instituto de física,” (2020).
13. U. de Los Andes, “Historia departamento de física,” (2021).
14. U. N. de Colombia, “Historia departamento de física,” (2019).
15. G. de Óptica y Fotónica U de A, “Historia del grupo de Óptica y fotónica,” (2021).
16. P. Barlai, “Kohärenz höherer ordnung in der optik und ihre meßbarkeit/higher-order coherence in optics and its measurability,” *Zeitschrift für Naturforschung A* **28**, 1946–1950 (1973).
17. A. Rueda, “Fluctuations of the intensity in thermal radiation and the thermodynamic fluctuations of emitters,” *Phys. Rev. A* **8**, 2099 (1973).
18. A. Rueda, “Behavior of classical particles immersed in the classical electromagnetic zero-point field,” *Phys. Rev. A* **23**, 2020 (1981).
19. U. de Antioquia, “Centro de instrumentación eddien Álvarez orozco,” (2020).
20. E. Alvarez, A. Arnesen, A. Bengtson, J. Campos, R. Hallin, C. Nordling, T. Noreland, and Ö. Staaf, “Hyperfine structure and lifetimes of some excited levels in cs+,” *Phys. Rev. A* **21**, 710 (1980).
21. R. SCienTi, “Acerca de scienti,” (2021).
22. Minciencias, “Sncti,” (2021).
23. Minciencias, “Modelo medición de grupos,” (2021).
24. Q. Wang and L. Waltman, “Large-scale analysis of the accuracy of the journal classification systems of web of science and scopus,” *J. informetrics* **10**, 347–364 (2016).

25. L. Bornmann, R. Mutz, C. Neuhaus, and H.-D. Daniel, "Citation counts for research evaluation: standards of good practice for analyzing bibliometric data and presenting and interpreting results," *Ethics science environmental politics* **8**, 93–102 (2008).
26. L. M. Romo-Fernández, C. López-Pujalte, V. P. G. Bote, and F. Moya-Anegón, "Analysis of europe's scientific production on renewable energies," *Renew. energy* **36**, 2529–2537 (2011).
27. OECD, S. R. Group *et al.*, "Compendium of bibliometric science indicators," OECD, Paris. Available at: <https://www.oecd.org/sti/inno/Bibliometrics-Compendium.pdf> (2016).
28. F. De-Moya-Anegón, "Liderazgo y excelencia de la ciencia española," *Profesional de la Información* **21**, 125–128 (2012).
29. F. Moya-Anegón, V. P. Guerrero-Bote, L. Bornmann, and H. F. Moed, "The research guarantors of scientific papers and the output counting: a promising new approach," *Scientometrics* **97**, 421–434 (2013).
30. Z. Chinchilla-Rodríguez, B. Vargas-Quesada, Y. Hassan-Montero, A. González-Molina, and F. Moya-Anegón, "New approach to the visualization of international scientific collaboration," *Inf. visualization* **9**, 277–287 (2010).
31. B. S. Lancho Barrantes, V. P. Guerrero Bote, Z. C. Rodríguez, and F. de Moya Anegón, "Citation flows in the zones of influence of scientific collaborations," *J. Am. Soc. for Inf. Sci. Technol.* **63**, 481–489 (2012).
32. V. P. Guerrero Bote, C. Olmeda-Gómez, and F. de Moya-Anegón, "Quantifying the benefits of international scientific collaboration," *J. Am. Soc. for Inf. Sci. Technol.* **64**, 392–404 (2013).
33. S. Miguel, Z. Chinchilla-Rodríguez, and F. de Moya-Anegón, "Open access and scopus: A new approach to scientific visibility from the standpoint of access," *J. Am. society for information science technology* **62**, 1130–1145 (2011).
34. Z. Chinchilla-Rodríguez, G. Zacca-González, B. Vargas-Quesada, and F. de Moya-Anegón, "Benchmarking scientific performance by decomposing leadership of cuban and latin american institutions in public health," *Scientometrics* **106**, 1239–1264 (2016).
35. C. Rehn and U. Kronman, "Bibliometrics," *Karolinska Institutet Univ.* Available at: <https://kib.ki.se/en/publish-analyse/bibliometrics> (2008).
36. B. González-Pereira, V. P. Guerrero-Bote, and F. Moya-Anegón, "A new approach to the metric of journals' scientific prestige: The sjr indicator," *J. informetrics* **4**, 379–391 (2010).
37. V. P. Guerrero-Bote and F. Moya-Anegón, "A further step forward in measuring journals' scientific prestige: The sjr2 indicator," *J. informetrics* **6**, 674–688 (2012).
38. L. Bornmann, F. de Moya Anegón, and L. Leydesdorff, "The new excellence indicator in the world report of the scimago institutions rankings 2011," *J. Informetrics* **6**, 333–335 (2012).
39. L. Bornmann and F. de Moya Anegón, "What proportion of excellent papers makes an institution one of the best worldwide? specifying thresholds for the interpretation of the results of the sci mago institutions ranking and the leiden ranking," *J. Assoc. for Inf. Sci. Technol.* **65**, 732–736 (2014).
40. L. Bornmann, M. Stefaner, F. de Moya Anegón, and R. Mutz, "Ranking and mapping of universities and research-focused institutions worldwide based on highly-cited papers: A visualisation of results from multi-level models," *Online Inf. Rev.* **38**, 43–58 (2014).
41. ScimagoLab, "Scimago," (2021).
42. R. Abbasi, A. Kashif Bashir, J. Chen, A. Mateen, J. Piran, F. Amin, and B. Luo, "Author classification using transfer learning and predicting stars in co-author networks," *Software: Pract. Exp.* **51**, 645–669 (2021).
43. J. M. Fernandes and P. Cortez, "Alphabetic order of authors in scholarly publications: a bibliometric study for 27 scientific fields," *Scientometrics* **125**, 2773–2792 (2020).
44. M. Weber, "The effects of listing authors in alphabetical order: a review of the empirical evidence," *Res. Eval.* **27**, 238–245 (2018).
45. M. Kosmulski, "The order in the lists of authors in multi-author papers revisited," *J. Informetrics* **6**, 639–644 (2012).
46. P. Mattsson, C. J. Sundberg, and P. Laget, "Is correspondence reflected in the author position? a bibliometric study of the relation between corresponding author and byline position," *Scientometrics* **87**, 99–105 (2011).

Appendix

In the following table we include the full scientometric indicators for the 2003-2020 period.

No	Journal	SNIP	SJR Quartile	No. Documents
1	Sensors Switzerland	1.555	Q2	104
2	Optik	0.875	Q2	63
3	Physical Review A	0.993	Q1	51
4	Applied Optics	1.038	Q2	38
5	Optica Pura y Aplicada	0.178	Q4	29
6	Optics Letters	1.432	Q1	21
7	Optics Communications	0.918	Q2	16
8	Optics Express	1.541	Q1	15
9	Optical Engineering	0.691	Q3	14
10	Optics and Lasers in Engineering	2.328	Q1	13
11	Journal of Optics United Kingdom	0.967	Q1	12
12	Journal of the Optical Society of America A	1.082	Q2	12
13	Optical Materials	0.955	Q2	12
14	Journal of the Optical Society of America B	0.842	Q2	8
15	Photonics	1.084	Q2	8
17	Journal of Lightwave Technology	1.778	Q1	7
18	Journal of Luminescence	0.945	Q2	7
19	Photonics and Nanostructures Fundamentals and Applications	1.010	Q2	6
20	Journal of Physics B Atomic Molecular and Optical Physics	0.819	Q2	5
21	European Physical Journal D	0.660	Q3	4
22	International Journal of Photoenergy	0.849	Q3	4
23	Journal of Nonlinear Optical Physics and Materials	0.630	Q4	4
24	Optics and Laser Technology	1.427	Q2	4
25	Biomedical Optics Express	1.550	Q1	3
26	IEEE Photonics Technology Letters	1.008	Q1	3
27	IEEE Transactions on Electromagnetic Compatibility	1.683	Q2	3
28	ISPRS Journal of Photogrammetry and Remote Sensing	3.054	Q1	3
29	Optica	3.333	Q1	3
30	IEEE Photonics Journal	0.997	Q2	2

Table 4. Top 30 journals with most published articles between 2016-2020. SNIP: Source Normalized Impact per Paper.

Indicator	2003	2004	2005	2006	2007	2008	2009	2010	2011	2012
Output	35	33	29	54	35	138	32	61	63	76
Cites	433	571	407	1449	303	1220	355	905	778	693
Cites per document	12.4	17.3	14.0	26.8	8.7	8.8	11.1	14.8	12.4	9.1
% Cited documents	91.4	97.0	82.8	77.8	57.1	81.2	87.5	78.7	79.4	82.9
% International collab.	68.6	78.8	55.2	61.1	42.9	50.7	65.6	49.2	57.1	57.9
% Int. & National collab.	5.7	18.2	10.3	9.3	2.9	10.9	9.4	3.3	12.7	10.5
% National collab.	14.3	6.1	13.8	7.4	17.1	12.3	3.1	14.8	9.5	10.5
% Without collab.	17.1	15.2	31.0	31.5	40.0	37.0	31.3	36.1	33.3	31.6
Output in Q1	11	16	10	20	12	18	11	10	15	19
% Output in Q1	31.4	48.5	34.5	37.0	34.3	13.0	34.4	16.4	23.8	25.0
Leadership	28	21	24	39	31	121	24	53	45	61
% Leadership	80.0	63.6	82.8	72.2	88.6	87.7	75.0	86.9	71.4	80.3
Normalized Impact	0.6	0.8	0.7	1.5	0.4	0.6	0.6	0.7	0.8	0.6
Normalized Impact wL	0.7	0.5	0.7	1.6	0.3	0.7	0.6	0.5	0.8	0.6
Excellence10	2	3	3	8	1	7	2	7	4	5
% Excellence10	5.7	9.1	10.3	14.8	2.9	5.1	6.3	11.5	6.4	6.6
Excellence10 wL	1	2	2	3	1	6	1	4	3	5
% Excellence10 wL	2.9	6.1	6.9	5.6	2.9	4.4	3.1	6.6	4.8	6.6
Open Access	2	2	8	4	0	12	3	3	9	14
% Open Access	5.7	6.1	27.6	7.4	0.0	8.7	9.4	4.9	14.3	18.4

Table 5. General productivity and scientometric indicators for the Atomic and Molecular Physics, and Optics (AMPO) category for Colombia between 2003-2020.

Indicator	2013	2014	2015	2016	2017	2018	2019	2020
Output	93	125	139	114	159	174	196	202
Cites	1407	1670	955	1734	1628	1227	700	182
Cites per document	15.1	13.4	6.9	15.2	10.2	7.1	3.6	0.9
% Cited documents	83.9	72.0	73.4	91.2	80.5	82.8	63.8	39.1
% International collab.	63.4	65.6	54.7	64.9	67.9	62.6	51.0	61.9
% Int. & National collab.	8.6	6.4	7.2	7.9	12.0	16.7	8.7	11.9
% National collab.	6.5	8.0	13.0	11.4	12.0	17.2	19.9	19.8
% Without collab.	30.1	26.4	32.4	23.7	20.1	20.1	29.1	18.3
Output in Q1	30	30	30	23	35	64	49	61
% Output in Q1	32.3	24.0	21.6	20.2	22.0	36.8	25.0	30.2
Leadership	66	91	106	77	111	118	133	142
% Leadership	71.0	72.8	76.3	67.5	69.8	67.8	67.9	70.3
Normalized Citation	0.89	1.46	0.71	1.22	0.95	0.90	0.89	0.90
Normalized Citation wL	0.78	0.58	0.59	0.71	0.86	0.72	0.56	0.78
Excellence10	14	15	9	15	19	16	11	24
% Excellence10	15.1	12.0	6.5	13.2	12.0	9.2	5.6	11.9
Excellence10 wL	9	8	5	5	9	5	6	13
% Excellence10 wL	9.7	6.4	3.6	4.4	5.7	2.9	3.1	6.4
Open Access	13	20	17	24	48	53	47	57
% Open Access	14.0	16.0	12.2	21.1	30.2	30.5	24.0	28.2

Table 5. (*Continued*) General productivity and scientometric indicators for the Atomic and Molecular Physics, and Optics (AMPO) category for Colombia between 2003-2020.