

## FAST RADIO BURST DISCOVERED IN THE ARECIBO PULSAR ALFA SURVEY

L. G. SPITLER<sup>1</sup>, J. M. CORDES<sup>2</sup>, J. W. T. HESSELS<sup>3,4</sup>, D. R. LORIMER<sup>5</sup>, M. A. MCLAUGHLIN<sup>5</sup>, S. CHATTERJEE<sup>2</sup>,  
F. CRAWFORD<sup>6</sup>, J. S. DENEVA<sup>7</sup>, V. M. KASPI<sup>8</sup>, R. S. WHARTON<sup>2</sup>, B. ALLEN<sup>9,10,11</sup>, S. BOGDANOV<sup>12</sup>, A. BRAZIER<sup>2</sup>,  
F. CAMILO<sup>12,13</sup>, P. C. C. FREIRE<sup>1</sup>, F. A. JENET<sup>14</sup>, C. KARAKO-ARGAMAN<sup>8</sup>, B. KNISPEL<sup>10,11</sup>, P. LAZARUS<sup>1</sup>, K. J. LEE<sup>15,1</sup>,  
J. VAN LEEUWEN<sup>3,4</sup>, R. LYNCH<sup>8</sup>, A. G. LYNE<sup>16</sup>, S. M. RANSOM<sup>17</sup>, P. SCHOLZ<sup>8</sup>, X. SIEMENS<sup>9</sup>, I. H. STAIRS<sup>18</sup>, K. STOVALL<sup>19</sup>,  
J. K. SWIGGUM<sup>5</sup>, A. VENKATARAMAN<sup>13</sup>, W. W. ZHU<sup>18</sup>, C. AULBERT<sup>11</sup>, H. FEHRMANN<sup>11</sup>

*Draft version April 14, 2014*

### ABSTRACT

Recent work has exploited pulsar survey data to identify temporally isolated, millisecond-duration radio bursts with large dispersion measures (DMs). These bursts have been interpreted as arising from a population of extragalactic sources, in which case they would provide unprecedented opportunities for probing the intergalactic medium; they may also be linked to new source classes. Until now, however, all so-called fast radio bursts (FRBs) have been detected with the Parkes radio telescope and its 13-beam receiver, casting some concern about the astrophysical nature of these signals. Here we present FRB 121102, the first FRB discovery from a geographic location other than Parkes. FRB 121102 was found in the Galactic anti-center region in the 1.4-GHz Pulsar ALFA survey with the Arecibo Observatory with a  $DM = 557.4 \pm 3 \text{ pc cm}^{-3}$ , pulse width of  $3 \pm 0.5 \text{ ms}$ , and no evidence of interstellar scattering. The observed delay of the signal arrival time with frequency agrees precisely with the expectation of dispersion through an ionized medium. Despite its low Galactic latitude ( $b = -0.2^\circ$ ), the burst has three times the maximum Galactic DM expected along this particular line-of-sight, suggesting an extragalactic origin. A peculiar aspect of the signal is an inverted spectrum; we interpret this as a consequence of being detected in a sidelobe of the ALFA receiver. FRB 121102's brightness, duration, and the inferred event rate are all consistent with the properties of the previously detected Parkes bursts.

lspitler@mpifr-bonn.mpg.de

<sup>1</sup> Max-Planck-Institut für Radioastronomie, D-53121 Bonn, Germany

<sup>2</sup> Department of Astronomy and Space Sciences, Cornell University, Ithaca, NY 14853, USA

<sup>3</sup> ASTRON, Netherlands Institute for Radio Astronomy, Postbus 2, 7990 AA, Dwingeloo, The Netherlands

<sup>4</sup> Astronomical Institute “Anton Pannekoek”, University of Amsterdam, Science Park 904, 1098 XH Amsterdam, The Netherlands

<sup>5</sup> Department of Physics and Astronomy, West Virginia University, Morgantown, WV 26506, USA

<sup>6</sup> Department of Physics and Astronomy, Franklin and Marshall College, Lancaster, PA 17604-3003, USA

<sup>7</sup> Naval Research Laboratory, 4555 Overlook Ave SW, Washington, DC 20375, USA

<sup>8</sup> Department of Physics, McGill University, Montreal, QC H3A 2T8, Canada

<sup>9</sup> Physics Department, University of Wisconsin – Milwaukee, Milwaukee WI 53211, USA

<sup>10</sup> Leibniz Universität, Hannover, D-30167 Hannover, Germany

<sup>11</sup> Max-Planck-Institut für Gravitationsphysik, D-30167 Hannover, Germany

<sup>12</sup> Columbia Astrophysics Laboratory, Columbia University, New York, NY 10027, USA

<sup>13</sup> Arecibo Observatory, HC3 Box 53995, Arecibo, PR 00612, USA

<sup>14</sup> Center for Gravitational Wave Astronomy, University of Texas at Brownsville, TX 78520, USA

<sup>15</sup> Kavli institute for Astronomy and Astrophysics, Peking University, Beijing 100871, P. R. China

<sup>16</sup> Jodrell Bank Centre for Astrophysics, School of Physics and Astronomy, University of Manchester, Manchester, M13 9PL, UK

<sup>17</sup> NRAO, Charlottesville, VA 22903, USA

<sup>18</sup> Department of Physics and Astronomy, University of British Columbia, 6224 Agricultural Road Vancouver, BC V6T 1Z1, Canada

<sup>19</sup> Department of Physics and Astronomy, University of New Mexico, NM, 87131, USA

## 1. INTRODUCTION

Radio pulsar surveys sample the sky at high time resolution and are thus sensitive to a range of time variability and source classes. Over the last decade, there has been renewed interest in expanding the purview of pulsar search pipelines, which traditionally exploit the periodic nature of pulsars, to also search for single dispersed pulses. This led to the discovery of Rotating Radio Transients (RRATs; McLaughlin et al. 2006), which are believed to be pulsars that are either highly intermittent in their radio emission or have broad pulse-energy distributions that make them more easy to discover using this technique (Weltevrede et al. 2006). Of the now nearly 100 known RRATs<sup>20</sup>, the vast majority emit multiple detectable pulses per hour of on-sky time, though a few have thus far produced only one observed pulse (Burke-Spolaor & Bailes 2010; Burke-Spolaor et al. 2011b). The dispersion measures (DMs) of the RRATs are all consistent with a Galactic origin, according to the NE2001 model for Galactic electron density (Cordes & Lazio 2002).

Single-pulse search methods have also discovered a new class of fast radio bursts (FRBs) in wide-field pulsar surveys using the 13-beam, 1.4-GHz receiver at the Parkes radio telescope (Lorimer et al. 2007; Keane et al. 2012; Thornton et al. 2013). Most have been found far from the Galactic plane and have DMs that are anomalously high for those lines-of-sight. Lorimer et al. (2007) reported the first such burst with a Galactic latitude of  $b = -42^\circ$  and  $DM = 375 \text{ pc cm}^{-3}$ . The expected DM contribution for that line-of-sight from the ionized interstellar medium (ISM) in our Galaxy is only  $25 \text{ pc cm}^{-3}$  according to the NE2001 model. The DM excess has been interpreted as coming from the ionized intergalactic medium (IGM) and led to the conclusion that FRBs are extragalactic.

More recently, Thornton et al. (2013) reported four FRBs with Galactic latitudes of  $|b| > 40^\circ$  and DMs ranging from  $521$  to  $1072 \text{ pc cm}^{-3}$ . The expected Galactic DM contribution along the lines-of-sight of these bursts is  $30 - 46 \text{ pc cm}^{-3}$ , i.e. only  $3 - 6\%$  of the observed DM can be attributed to our Galaxy. An additional FRB candidate was reported by Keane et al. (2012) and is at a lower Galactic latitude ( $b = -4^\circ$ ) than the other five reported Parkes FRBs. This source could be of Galactic origin given that the measured  $DM = 746 \text{ pc cm}^{-3}$  is only 1.3 times the maximum expected DM from NE2001 along this line-of-sight. The dispersion delay of all of the published FRBs are consistent with the expected  $\nu^{-2}$  dispersion law. Additionally, the burst reported by Lorimer et al. (2007) showed frequency-dependent pulse broadening that scaled as  $\nu^{-4.8 \pm 0.4}$ , consistent with the expected value of  $-4.0$  to  $-4.4$  (Lambert & Rickett 1999) for scattering by the ISM. The brightest burst reported by Thornton et al. (2013) showed a clear exponential tail and a pulse duration that scaled as  $\nu^{-4.0 \pm 0.4}$ . This provides additional credence to the interpretation that the signal is of astrophysical origin.

Generally, FRBs have been found in minute to hour-long individual observations; multi-hour follow-up observations at the same sky positions have thus far failed

to find repeated bursts. Thus, FRBs are considered a different observational phenomenon from RRATs based on DMs in excess of the predicted Galactic contribution and the fact that none of the FRBs has been seen to repeat. At this point, however, we can not be certain that the bursts are non-repeating. Detecting an astrophysical counterpart will be an important step in determining whether we expect repeated events.

The progenitors and physical nature of the FRBs are currently unknown. The FRBs have brightness temperatures well in excess of thermal emission ( $T_b > 10^{33} \text{ K}$ ) and therefore require a coherent emission process. One possible source of repeating, extragalactic FRBs is extremely bright, rare Crab-like giant pulses from extragalactic pulsars, which repeat over much longer time scales than currently constrained. Proposed extragalactic sources of non-repeating, fast radio transients include evaporating primordial black holes (Rees 1977), merging neutron stars (Hansen & Lyutikov 2001), collapsing supramassive neutron stars (Falcke & Rezzolla 2013), and superconducting cosmic strings (Cai et al. 2012). Alternatively, Loeb et al. (2013) suggest a repeating, Galactic source - flares from nearby, magnetically active stars, in which the DM excess is due to the star's corona. In this scenario, additional pulses could also be observed and potentially at a different DM. Localizing FRBs with arcsecond accuracy is technically challenging but will help identify potential host galaxies, or stars, and multi-wavelength counterparts.

In any pulsar survey, the vast majority of statistically significant signals are due to man-made radio frequency interference (RFI), which can originate far from the telescope or be locally generated. RFI can also mimic some of the characteristics of short-duration astronomical signals. Thus, care is needed when interpreting whether a particular signal is astronomical in origin, and claims of a new source class require due consideration and skepticism. The situation is further complicated by the discovery of ‘‘peryttons’’ (Burke-Spolaor et al. 2011a). Peryttons are which are short duration radio bursts observed in pulsar surveys over a narrow range of DMs but have patchy spectra and are observed in many beams simultaneously. The fact that FRBs have so far been observed with only the Parkes telescope has raised some concern - even though the observed brightness distribution and event rate can explain why other experiments have so far not detected any similar signals.

In this article we report the discovery of an FRB with the Arecibo Observatory. The FRB was found as part of the Pulsar ALFA (PALFA) survey of the Galactic plane (Cordes et al. 2006). This detection, made with a different telescope at a different geographic location, bolsters the astrophysical interpretation of a phenomenon seen until now only with Parkes. The outline for the rest of this paper is as follows. In §2, we describe the PALFA survey and the observations that led to the discovery of the new FRB. The burst's properties are discussed in §3 and the implied FRB event rate is described in §4. A discussion of the possible origin of this FRB, both astrophysical and otherwise, is outlined in §5. In §6 we discuss the implications of our discovery for FRBs in general and present our conclusions.

<sup>20</sup> <http://astro.phys.wvu.edu/rratalog/>

PALFA is a pulsar survey of the Galactic plane that uses the 305-m Arecibo telescope and the Arecibo L-band Feed Array<sup>21</sup> (ALFA, Cordes et al. 2006). ALFA is a seven-beam feed array with a single center pixel (beam 0) surrounded by a hexagonal ring of six pixels (beams 1–6) that spans the frequency range 1225–1525 MHz. The full-width half-maximum (FWHM) of each beam is approximately  $3.5'$ , and the beams are separated from each other by roughly one beam-width on the sky. (See Figure 1 for a map of the power pattern.) A tessellation of three pointings is required to sample the sky to the half-power point. The system temperature ( $T_{\text{sys}}$ ) is 30 K. The on-axis gain of beam 0 is  $10.4 \text{ K Jy}^{-1}$ , and the average on-axis gain of the other six beams is  $8.2 \text{ K Jy}^{-1}$ . The peak gain of the sidelobes (about  $\sim 5'$  from the beam centers) is  $1.7 \text{ K Jy}^{-1}$ , over twice as high as the on-axis gain of the Parkes beams. The seven pixels yield an instantaneous field-of-view (FOV) of  $0.022 \text{ deg}^2$  within the FWHM, though the effective FOV is larger as the sidelobes have enough sensitivity to detect FRBs.

The survey began in 2004 and targets low Galactic latitudes ( $|b| \leq 5^\circ$ ) in two ranges of Galactic longitude: inner Galaxy ( $30^\circ < l < 78^\circ$ ) and outer Galaxy ( $162^\circ < l < 214^\circ$ ). Initially the PALFA survey data were recorded with the Wideband Arecibo Pulsar Processors (WAPPs, Dowd et al. 2000), and the single-pulse analysis of these data is presented in Deneva et al. (2009). In March of 2009, PALFA began observing with the Mock/PDEV<sup>22</sup> spectrometers (hereafter, Mock spectrometers). The Mock spectrometers cover the entire ALFA frequency range in two frequency subbands, which are separately recorded as 16-bit data. The 16-bit subband data are converted to 4-bit data to reduce storage requirements. The subbands are merged prior to processing and the resulting data have 322.6 MHz of bandwidth, 960 frequency channels, and a time resolution of  $65.5 \mu\text{s}$ . For a more detailed description of the Mock data see, e.g., Lazarus (2013).

The time-frequency data are processed with a PRESTO<sup>23</sup>-based pipeline to search for single dispersed pulses. The raw data are cleaned of RFI using the standard PRESTO RFI excision code (`rfifind`). The raw time-frequency data are dedispersed with 5016 trial DMs ranging from  $\text{DM} = 0 - 2038 \text{ pc cm}^{-3}$ ; the maximum DM searched is roughly twice as high as the maximum Galactic DM contribution expected for any line-of-sight covered in the survey. Single pulse candidates are identified in each dedispersed time series using a matched filtering algorithm. This algorithm increases the sensitivity to pulses wider than the original time resolution of the data by convolving each dedispersed time series with a series of boxcar matched filters (for a general discussion of this technique, see Cordes & McLaughlin 2003). After matched filtering, pulse candidates are identified by applying a threshold signal-to-noise ratio  $\text{S/N} > 5$ . The spectral modulation index statistic was calculated for each event to identify those caused by narrowband RFI (Spitler et al. 2012). Candidate pulses are identified by inspecting a standard set of single-pulse diagnostic plots (e.g. Figures 5 and 6 in Cordes & McLaughlin

2003). In practice, an isolated pulse needs a S/N ratio somewhat above the threshold ( $\text{S/N} \gtrsim 7$ ) in order to verify that it is astrophysical. A repeated source of pulses found at a S/N close to the threshold, for example from an RRAT, could be recognized as astrophysical because of the underlying periodicity.

The analysis presented here includes data recorded with the Mock spectrometers from beginning with their deployment in March 2009 through December 2012, for a total of  $\sim 5,045$  pointings in the outer Galaxy. The distribution of the pointings in Galactic latitude is fairly uniform; the number of pointings in one-degree bins from  $|b| = 0 - 5^\circ$  is 8134, 5926, 7252, 7476, and 6279, respectively. For this analysis we do not consider the inner Galaxy pointings, because of the larger DM contribution makes finding extragalactic bursts more difficult. The outer Galaxy observations are conducted in piggy-back mode with our commensal partners, and pointing duration varies depending on their requirements. Roughly 70% of the pointings have a duration of 176 s, and 30% have a duration of 268 seconds. The total observing time of all the pointings is 283 h, or 11.8 d.

### 3. FRB 121102 BURST DESCRIPTION

A single, dispersed pulse was observed in ALFA beam 4 on 2 November 2012 (MJD = 56233.27492180) at 06:35:53 UT in a 176-s survey pointing toward the Galactic anticenter with an  $\text{S/N} = 14$ . Because we don't know for certain where in the beam the burst occurred, we give the position to be the center of beam 4 ( $b = -0.223^\circ$ ,  $l = 174.95^\circ$ ). The burst occurred 128 s into the observation. The burst properties are summarized in Table 1. Following the naming convention introduced by Thornton et al. (2013), we henceforth refer to this event as FRB 121102. A frequency versus time plot of the pulse, a dedispersed pulse profile, and the spectrum of the pulse are shown in Figure 2.

The DM of the pulse was calculated using a standard analysis technique also employed in pulsar timing. The data were divided into ten frequency subbands and times-of-arrival (TOAs) were determined from the highest five frequency subbands. The lower five subbands were not included because of the low S/N. The best-fit DM is  $557.4 \pm 3.0 \text{ pc cm}^{-3}$ . The NE2001 model predicts a maximum line-of-sight Galactic DM of  $188 \text{ pc cm}^{-3}$ , i.e. roughly one-third of the total observed column density. For comparison, PSR J0540+3207 has the larger DM of the two known pulsars within  $5^\circ$  of FRB 121102 with a DM of  $62 \text{ pc cm}^{-3}$  (Manchester et al. 2005) and a DM-derived distance of 2.4 kpc.

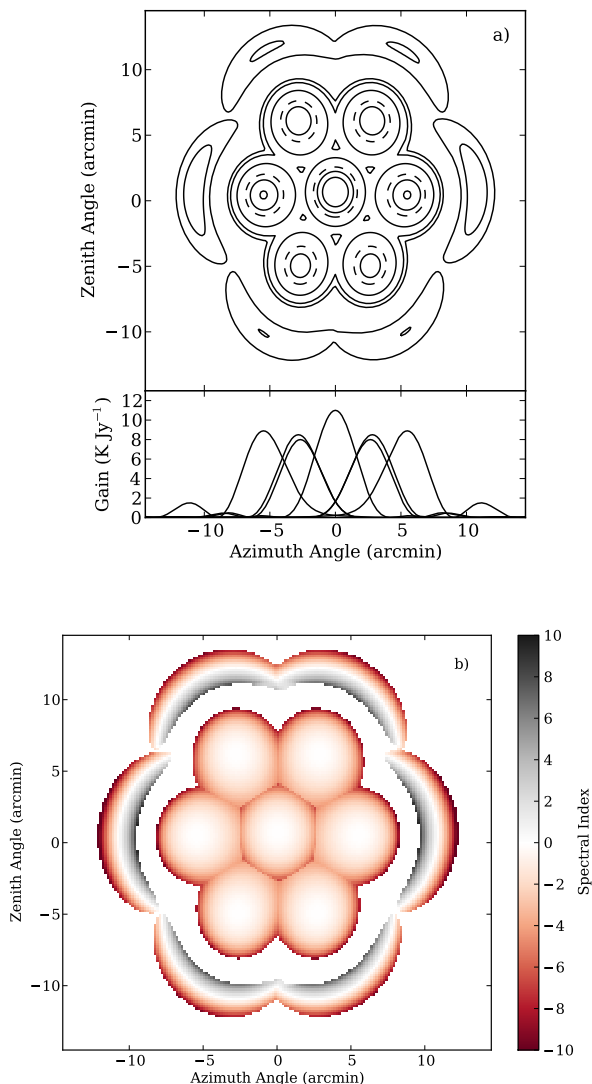
We also explored the possibility of a sweep in frequency that varies from the standard  $\nu^{-2}$  expected from dispersion in the ionized interstellar medium, i.e.  $\nu^\beta$ , where  $\beta$  is the DM index. The DM-fitting analysis described above determined a best-fit for the DM index of  $\beta = -2.01 \pm 0.03$ . Also, a least-squares fit for deviations from the  $\nu^{-2}$  law verified that a variation in  $\beta$  from -2 of up to 0.05 can be tolerated given the time resolution of the data. We also note that the value of DM is for  $\beta = 2$  because the units are otherwise inappropriate. As such, we report a final value of DM index of  $\beta = -2.01 \pm 0.05$ .

The remaining burst properties were determined by a least-squares fit of the time-frequency data with a two-dimensional pulse model doing a grid search over a range

<sup>21</sup> <http://www.naic.edu/alfa/>

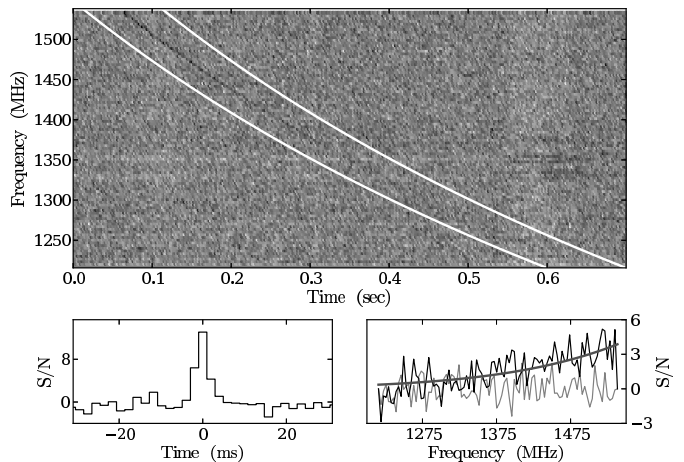
<sup>22</sup> <http://www.naic.edu/~phil/hardware/pdev/usersGuide.pdf>

<sup>23</sup> <http://www.cv.nrao.edu/~sransom/presto/>



**Figure 1.** Gain and spectral index maps for the ALFA receiver. Figure a): Contour plot of the ALFA power pattern calculated from the model described in Section 3 at  $\nu = 1375$  MHz. The contour levels are  $-13$ ,  $-10$ ,  $-6$ ,  $-3$  (dashed),  $-2$ , and  $-1$  dB (top panel). The bottom inset shows slices in azimuth for each beam, and each slice passes through the peak gain for its respective beam. Beam 1 is in the upper right, and the beam numbering proceeds clockwise. Beam 4 is, therefore, in the lower left. Figure b): Map of the apparent instrumental spectral index due to frequency-dependent gain variations of ALFA. The spectral indexes were calculated at the center frequencies of each subband. Only pixels with gain  $> 0.5$   $\text{K Jy}^{-1}$  were used in the calculation. The rising edge of the first sidelobe can impart a positive apparent spectral index with a magnitude that is consistent with the measured spectral index of FRB 121102.

of parameters. The model assumes a Gaussian pulse profile convolved with a one-sided exponential scattering tail. The amplitude of the Gaussian is scaled with a spectral index ( $S(\nu) \propto \nu^\alpha$ ), and the temporal location of the pulse was modeled as an absolute arrival time plus dispersive delay. For the least-squares fitting the DM was held constant, and the spectral index of  $\tau_d$  was fixed to be  $-4.4$ . The Gaussian FWHM pulse width, the spectral index, Gaussian amplitude, absolute arrival



**Figure 2.** Characteristic plots of FRB 121102. In each panel the data were smoothed in time and frequency by a factor of 30 and 10, respectively. The top panel is a dynamic spectrum of the discovery observation showing the 0.7 s during which FRB 121102 swept across the frequency band. The signal is seen to become significantly dimmer towards the lower part of the band, and some artifacts due to RFI are also visible. The two white curves show the expected sweep for a  $\nu^{-2}$  dispersed signal at a  $\text{DM} = 557.4$   $\text{pc cm}^{-3}$ . The lower left panel shows the dedispersed pulse profile averaged across the bandpass. The lower right panel compares the on-pulse spectrum (black) with an off-pulse spectrum (light gray), and for reference a curve showing the fitted spectral index ( $\alpha = 10$ ) is also overplotted (medium gray). The on-pulse spectrum was calculated by extracting the frequency channels in the dedispersed data corresponding to the peak in the pulse profile. The off-pulse spectrum is the extracted frequency channels for a time bin manually chosen to be far from the pulse.

time, and pulsar broadening were all fitted. The Gaussian pulse width (FWHM) is  $3.0 \pm 0.5$  ms, and we found an upper limit of  $\tau_d < 1.5$  ms at 1.4 GHz. The residual DM smearing within a frequency channel is 0.5 ms and 0.9 ms at the top and bottom of the band, respectively. The best-fit value was  $\alpha = 11$  but could be as low as  $\alpha = 7$ . The fit for  $\alpha$  is highly covariant with the Gaussian amplitude.

Every PALFA observation yields many single-pulse events that are not associated with astrophysical signals. A well-understood source of events is false positives from Gaussian noise. These events are generally isolated (i.e. no corresponding event in neighboring trial DMs), have low S/Ns, and narrow temporal widths. RFI can also generate a large number of events, some of which mimic the properties of astrophysical signals. Nonetheless, these can be distinguished from astrophysical pulses in a number of ways. For example, RFI may peak in S/N at  $\text{DM} = 0$   $\text{pc cm}^{-3}$ , whereas astrophysical pulses peak at a  $\text{DM} > 0$   $\text{pc cm}^{-3}$ . Although both impulsive RFI and an astrophysical pulse may span a wide range of trial DMs, the RFI will likely show no clear correlation of S/N with trial DM, while the astrophysical pulse will have a fairly symmetric reduction in S/N for trial DMs just below and above the peak value. RFI may be seen simultaneously in multiple, non-adjacent beams, while a bright, astrophysical signal may only be seen in only one beam or multiple, adjacent beams. FRB 121102 exhibited all of the characteristics expected for a broadband, dispersed pulse, and therefore clearly stood out from all other candidate events that appeared in the pipeline output for large DMs.

We also performed a thorough periodicity search on the discovery observation. We created a set of trial time-series around the burst DM, using an `rfifind` mask to excise RFI. Each trial DM was searched for periodicities using PRESTO's `accelesearch` and all candidate signals with an S/N greater than  $3\text{-}\sigma$  were folded and inspected by eye. This closer inspection, in addition to the blind periodicity search that had already been done as part of the normal survey processing, also failed to reveal any periodic candidates.

Reobservations of the source position showed no additional pulses at the discovery DM. First, the same 7-beam ALFA survey pointing direction was repeated in a 176-s observation on 4 November 2012. Second, targeted follow-up was done using the L-wide single-pixel receiver and the PUPPI spectrometer on 7 July 2013, during which the position of beam 4 was observed continuously for 1.66 hours. The L-wide receiver has a frequency range of 1.15 – 1.73 GHz and a FWHM of  $3.5'$ , while PUPPI provides a time resolution of  $40.96\ \mu\text{s}$  and a bandwidth of 800 MHz, which was divided into 2048 frequency channels. These data were processed using the single-pulse search algorithms and a narrow range of DMs spanning the burst's DM.

Lastly, because the uncertainty on the position of FRB 121102 is larger than the full-width half maximum of the ALFA beams, we performed a dense sampling of the region around the original beam 4 pointing center using three interleaved ALFA pointings of 2,600 s each and recorded with the Mock spectrometers on 9–10 December 2013. Combined, these covered a circular area with an approximate diameter of  $17'$ . An additional 2,385-s observation was conducted on 10 December 2013 using the Arecibo 327-MHz receiver and the PUPPI backend with the telescope pointed at the center of the beam 4 from the discovery observation. The FWHM of the 327 MHz receiver is  $14'$ , so this observation covered both the position of the main beam and side lobe of ALFA. The lower frequency observation was performed in the event that the single bright burst seen at 1.4 GHz was part of a broad distribution of pulses emitted from a source with a steep negative spectral index, as expected for pulsar-like coherent radiation. These observations were searched for single pulses over a narrow DM range and also for periodic signals at the burst's DM. No additional bursts or periodic astrophysical signals were found.

One peculiar property of FRB 121102 is the observed positive apparent spectral index of  $\alpha = 7$  to 11. If the coherent emission process for FRBs is similar to that of pulsars, we would expect an intrinsically negative spectral index. The spectral indices of the Thornton et al. (2013) are consistent with being flat. We therefore suspect that the observed positive spectral index is caused by frequency-dependent gain variations of ALFA. To explore this possibility we developed a model for the receiver using an asymmetric Airy function and coma lobes but no correction for blockage from the feed support structure. The left panel of Figure 1 is a map of ALFA's power pattern using this model. We also generated a map of the induced spectral index at the center frequencies of the two Mock subbands. The spectral index map is shown in the right panel of Figure 1. Most positions within the beam pattern, including the entire main beam, impart a negative spectral index. However, the rising

edge of the first sidelobe can impart a positive spectral index bias of  $0 \lesssim \alpha \lesssim 10$ . We therefore conclude that the burst was likely detected in the sidelobe and not the main beam. Note that we see no evidence for the burst in the co-added dedispersed time series from pairs of neighboring beams (beams 0 and 3 and beams 0 and 5) with  $S/N > 4$ .

It is also possible that the observed spectrum is additionally biased by RFI. Indeed, the lower of the two Mock subbands is significantly more affected by RFI contamination compared with the upper subband, which may contribute partly to the observed positive spectral index. In summary, given the uncertainty in the exact position, as well as the exact beam shape and other extrinsic effects, it is unfortunately impossible to adequately constrain the true spectral index of the burst.

Nonetheless, the sidelobe detection hypothesis allows us to better constrain both the position and flux of the burst. Conservatively, we consider a range of gain corresponding to the inner edge of the sidelobe of  $0.4$  to  $1.0\ \text{K Jy}^{-1}$  for a mean gain of  $0.7\ \text{K Jy}^{-1}$ . Estimating the peak flux density ( $S$ ) from the radiometer equation, we have  $S = 0.4_{-0.1}^{+0.4}\ \text{Jy}$ , where we have assumed  $S/N = 14$ ,  $T_{\text{sys}} = 30\ \text{K}$ , a bandwidth of 300 MHz, and a pulse duration of 3 ms. If instead FRB 121102 was detected on axis, the flux density is  $\sim 40\ \text{mJy}$ , which is an order-of-magnitude weaker than any other FRB.

#### 4. EVENT RATE ANALYSIS

We can estimate the occurrence rate of FRBs from our single FRB discovery, the total observing time included in this analysis, and the instantaneous FOV of ALFA. The gain variations of the receiver (see Figure 1) complicate the definition of the instantaneous FOV, but a practical definition is the region enclosed by a minimum system gain threshold. We calculate the rate using two different assumptions for minimum gain. The first is the area enclosed by the FWHM level of the seven beams ( $\Omega_{\text{FWHM}}$ ), and because the sidelobes of Arecibo have comparable sensitivity to Parkes, we also assume a lower minimum gain that encompasses the main beams and first side lobes ( $\Omega_{\text{MB+SL}}$ ). We use the numerical model of the ALFA beam pattern shown in Figure 1 to calculate the instantaneous FOV and a FOV-averaged system equivalent flux density  $S_{\text{sys}}$ .

The FWHM FOV is defined to be the area with a gain greater than half the peak gain of the outer beams, i.e. where  $G > 4.1\ \text{K Jy}^{-1}$ . This corresponds to  $\Omega_{\text{FWHM}} = 0.022\ \text{deg}^2$  and a FOV-averaged  $S_{\text{sys}} = 5\ \text{Jy}$ . Using the radiometer equation, a fiducial pulse width of 1 ms, a bandwidth of 300 MHz, two summed polarizations, and  $S/N = 10$ , we get that  $S_{\text{min}} = 65\ \text{mJy}$ . For 11.8 days of observing, the event rate is then  $R_{S>65\ \text{mJy}} = 1.6_{-1.5}^{+6} \times 10^5\ \text{sky}^{-1}\ \text{day}^{-1}$ . The uncertainty interval represents the 95% confidence interval assuming the occurrence of FRBs is Poisson distributed.

The main beam and sidelobe FOV was defined as the region with  $G > 0.4\ \text{K Jy}^{-1}$ . This value of gain was chosen because it corresponds to the average FWHM sensitivity of the Parkes multibeam receiver. The instantaneous FOV is  $\Omega_{\text{MB+SL}} = 0.109\ \text{deg}^2$ , and the FOV-averaged  $S_{\text{sys}} = 27\ \text{Jy}$ . Using the same parameters as above yields a minimum detectable flux density of

$S_{\min} = 350$  mJy. The corresponding event rate is then  $R_{S>350 \text{ mJy}} = 3.1_{-3.1}^{+12} \times 10^4 \text{ sky}^{-1} \text{ day}^{-1}$ .

Thornton et al. (2013) have the most robust event rate of FRBs published to-date with  $R_{S>3 \text{ Jy}} = 1_{-0.5}^{+0.6} \times 10^4 \text{ day}^{-1} \text{ sky}^{-1}$ . To determine whether this rate is consistent with our inferred rates, one must consider the relative volumes probed given each survey’s  $S_{\min}$ . If the FRBs do come from a population of sources at  $z \gtrsim 1$ , one must also account for cosmological effects, i.e. simple Euclidean geometry is no longer valid. Lorimer et al. (2013) introduce a model for the FRB population that properly handles the effect of cosmology on the detection rate, and for concreteness, they scale their predictions to the Thornton et al. (2013) FRB properties. Scaling our event rates using this prescription, we find that our inferred rates are roughly consistent with the cosmological model, but we caution that the model is predicated on a large number of uncertain assumptions. In particular, the distance (or redshift) of a burst is estimated from the observed DM and requires making an assumption about the contribution of the host Galaxy, which is highly uncertain. Furthermore, the intrinsic emission properties of the FRBs (e.g. spectral index, beaming fraction) is also known.

## 5. ORIGIN OF THE PULSE

In this section we describe three possible origins for FRB 121102: terrestrial, Galactic, or extragalactic. To avoid confusion we adopt different nomenclature for the two astrophysical possibilities, namely FRBg and FRBx for FRBs originating from Galactic and extragalactic sources, respectively.

### 5.1. Terrestrial

One possible terrestrial cause of FRB 121102 is RFI, but there are many reasons why this is unlikely. First, the burst was seen in only a single ALFA beam. Strong signals due to RFI are generally seen in several or all beams simultaneously due to their local origin (Burke-Spolaor et al. 2011a). To verify that this burst was localized to a single beam, we co-added the dedispersed time series for all beams except beam 4 and applied the same single-pulse detection algorithms described in Section 2. This resulted in no detected pulses contemporaneous with the beam 4 signal at a S/N > 4. Second, the frequency dependence of the dispersion sweep of FRB 121102 was measured to be  $-2.01 \pm 0.03$ , which is statistically consistent with the expected value of  $-2$  for the propagation of a radio wave in the ISM. This simple relation is known to hold extremely well along Galactic lines-of-sight (Hassall et al. 2012). Lastly, since there are no similar, isolated high-DM signals detected in our data set, an RFI interpretation would also require this to be quite a rare event.

Another possible terrestrial source are the so-called “peryttons”. Perytons are broadband radio bursts discovered with the Parkes multibeam receiver (Burke-Spolaor et al. 2011a; Kocz et al. 2012; Bagchi et al. 2012). They have typical durations of  $\sim 30$ – $50$  ms (ten times longer than FRBs) and have patchy spectra. They are dispersed in frequency with a narrow range of timescales (typically around  $\sim 360$  ms) but with dispersive frequency scalings that are not always

consistent with  $\nu^{-2}$ . Most notably they are seen in many beams simultaneously and are believed to be side-lobe detections of a bright source (Burke-Spolaor et al. 2011a) or near-field detections of atmospheric emission (Kulkarni et al. 2014). Whether the source is man-made or natural is still unclear. While the spectrum of FRB 121102 may be reminiscent of the spectra of perytons, in all other regards it is quite different. The flux density of FRB 121102 decreases smoothly with decreasing frequency until it drops below the noise level, and is therefore different than the patchy peryton spectra in which the signal fades in and out across the bandpass. The temporal widths of the perytons are at least two-times larger than FRB 121102. The dispersive sweeps of the perytons are at least two-times shorter than our FRB (per unit frequency). Perhaps most importantly, our burst was only seen in a single ALFA beam, while the perytons were always seen in multiple or all Parkes beams. We also note that we were explicitly looking for astrophysical-like signals, i.e. those that appear only in one or up to three neighboring beams. Our apparent non-detection of perytons should not be taken as a strong statement on their existence, as we were not looking for them.

### 5.2. Galactic

Because the observed DM is only three times the predicted DM from the NE2001 model ( $188 \text{ pc cm}^{-3}$ ), it is conceivable that FRB 121102 is an FRBg, and the DM excess is caused by localized density enhancements along the line-of-sight. We have investigated the possibility of unmodeled gas by checking H $\alpha$  and HII survey catalogs. The position of FRB 121102 was mapped by the Wisconsin H $\alpha$  Mapper (WHAM) Northern Sky Survey (Haffner et al. 2003) with 1-degree spatial resolution (see also Finkbeiner 2003). The emission measure (EM) inferred from the H $\alpha$  intensity is  $\text{EM} = 28 \text{ pc cm}^{-6}$ . The NE2001 model predicts  $\text{EM} = 15$  to  $70 \text{ pc cm}^{-6}$  using an outer scale for the electron-density spectrum of 10 to 100 pc, which is appropriate for the thick disk in the outer Galaxy. We also searched for nearby HII regions in two complementary catalogs. Paladini et al. (2003) compiled a catalog of 1442 HII regions from 24 previously published radio surveys, and Anderson et al. (2013) produced a catalog of over 8000 known and candidate HII regions using infrared images from the Wide-Field Infrared Survey Explorer (WISE) and archival radio data. The closest HII region in either catalog was greater than one degree away from the position of FRB 121102. In conclusion, we find no evidence for previously unmodeled dense gas along the line-of-sight that would explain the excess DM.

Figure 3 illustrates the Galactic DM excess for pulsars and FRBs quantified by the DM ratio,  $r_{\text{DM}} = \text{DM}_{\text{obs}}/\text{DM}_{\text{NE2001,max}}$ , where  $\text{DM}_{\text{obs}}$  is the observed DM for a source and  $\text{DM}_{\text{NE2001,max}}$  is the DM expected for the source’s line-of-sight integrated through the entire Galaxy. Four classes of sources are included: Galactic pulsars, RRATs, pulsars in the Small and Large Magellanic clouds (SMC and LMC), and FRBs. The data for the Galactic, SMC, and LMC pulsars are from the ATNF Pulsar Catalog<sup>24</sup> (Manchester et al. 2005). The

<sup>24</sup> <http://www.atnf.csiro.au/people/pulsar/psrcat/>

RRAT data are from the RRATalog, and the FRB data are from this paper; Lorimer et al. (2007); Keane et al. (2012); Thornton et al. (2013).

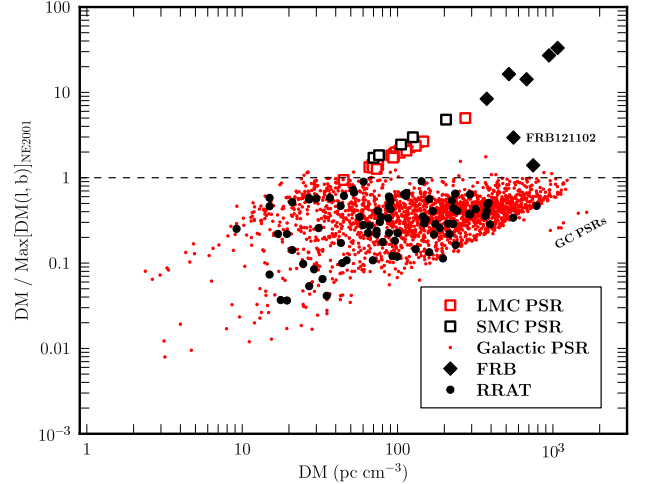
Galactic pulsars have  $r_{\text{DM}} < 1$ , except for a few pulsars whose observed DM is likely enhanced due to unmodeled local excesses in the ISM (e.g. HII regions). While this may suggest the DM excess of FRB 121102 could also be due to uncertainties in the NE2001 model, our analysis of H $\alpha$  and HII data described above makes this highly unlikely. The six known pulsars within  $\sim 100$  pc of the Galactic center (GC) are clustered at DM  $\sim 1000$  pc cm $^{-3}$  and  $r_{\text{DM}} \sim 0.2$ – $0.4$  and are offset in DM from the rest of the pulsar population due to the increased density of the ionized ISM in the Galactic center. RRATs have DM ratios consistent with Galactic pulsars. The pulsars in the LMC and SMC have  $r_{\text{DM}} = 1$  to 5, reflecting the additional contribution of the ionized electrons in the LMC, SMC, and possibly from the local IGM. The FRB from Keane et al. (2012) has the lowest DM ratio, which is lower even than some of the Galactic pulsars, suggesting this burst could be Galactic. In fact Bannister & Madsen (2014) infer that this FRB is Galactic with a 90% probability from an emission measure determined using optical spectroscopy. The five, high-Galactic-latitude bursts from Lorimer et al. (2007) and Thornton et al. (2013) have DM ratios greater than even the Magellanic clouds, which makes a Galactic interpretation difficult. The LMC and SMC pulsars and high-Galactic-latitude FRBs fall long a line because the maximum Galactic DM contribution at high Galactic latitudes is roughly constant (DM  $\sim 50$  pc cm $^{-3}$ ). The DM ratio of FRB 121102 is larger than all of the Galactic pulsars but only just. We also note that the inferred extragalactic DM contribution for FRB 121102 is  $\sim 370$  pc cm $^{-3}$ , which is larger than for the FRB from Lorimer et al. (2007).

If the burst is an FRB<sub>g</sub>, the most likely source is an RRAT. RRATs have been observed with only one pulse in an epoch (Burke-Spolaor & Bailes 2010; Burke-Spolaor et al. 2011b). But our lack of a detection in the 327 MHz follow-up observations suggests that FRB 121102 is not simply an unusually bright pulse of an otherwise weak pulsar. While we can not completely rule out that this burst is not an FRB<sub>g</sub>, it is highly unusual for Galactic sources.

### 5.3. Extragalactic

The final possibility is that FRB 121102 is an extragalactic burst. The root of this interpretation is an observed DM in excess of the expected Galactic DM. The most convincing examples of FRB<sub>x</sub>'s are the four Thornton et al. (2013) bursts, and many of the properties of FRB 121102 are similar to these bursts. FRB 121102's observed pulse width is consistent with those of the known population of FRBs, which have observed durations of  $\sim 1$ – $8$  ms, and like FRB 121102, they generally show little to no scattering (Thornton et al. 2013; Keane et al. 2012).

In Section 3 we derived a peak pulse flux density of  $S = 0.4_{-0.1}^{+0.4}$  Jy for FRB 121102. The flux of FRB 121102 is therefore consistent with the peak flux densities of 0.4 to 1.3 Jy for bursts reported by Thornton et al. (2013) and 0.4 Jy reported by Keane et al. (2012). On the other



**Figure 3.** DM ratio ( $r_{\text{DM}}$ ) of measured DM to maximum Galactic dispersion measure plotted against measured DM. The maximum Galactic DM is calculated by integrating the NE2001 model to the edge of the Galaxy for each pulsar line-of-sight. The dashed line shows the maximum unity ratio expected for Galactic objects if the electron density is accurate for all lines of sight. The six pulsars near the Galactic center are clustered on the far right of the plot. The RRATs have DM ratios consistent with the rest of the Galactic pulsar population. Known pulsars in the LMC and SMC have  $r_{\text{DM}} \sim 1$ – $5$ , and the seven FRBs have ratios from 1.2 to 33. The Keane et al. (2012) burst has the lowest DM ratio of the FRBs and is located to the lower right of FRB 121102. The Lorimer et al. (2007) burst and Thornton et al. (2013) bursts fall along the line that extends from the LMC and SMC pulsars with the Lorimer et al. (2007) burst being the left-most point. (See Section 5 for data source references.)

hand, the original Lorimer et al. (2007) FRB 010724 had a peak flux density ( $\sim 30$  Jy) that is still more than an order-of-magnitude larger than those discovered since.

The PALFA survey has to-date discovered only six pulsars in the outer Galaxy, and none of them are RRATs<sup>25</sup>. The outer Galaxy discovery with the highest DM is J0627+16 with DM = 113 pc cm $^{-3}$ . FRB 121102 is therefore much different than the other discoveries by PALFA in this region.

In summary, FRB 121102 shares many of the same observational properties with FRBs believed to be extragalactic, and the occurrence rate is consistent with previous discoveries. Therefore we believe that the Arecibo FRB is also likely extragalactic.

## 6. DISCUSSION AND CONCLUSIONS

Under the assumption that FRB 121102 is extragalactic in origin, and following Thornton et al. (2013), we can estimate the redshift,  $z$ , of the burst based on the observed total dispersion delay across the bandpass, which is fortuitously for ALFA  $\sim 1$  ms for each 1 pc cm $^{-3}$  of DM, i.e.  $\Delta t_{\text{obs}} = 552$  ms (Figure 2). The contributions to  $\Delta t_{\text{obs}}$  are from: (i) free electrons in the Galactic ISM ( $\Delta t_{\text{ISM}}$ ); (ii) the intergalactic medium ( $\Delta t_{\text{IGM}}$ ); (iii) the putative host galaxy ( $\Delta t_{\text{Host}}$ ). Adopting the NE2001 electron density for this line-of-sight, we find  $\Delta t_{\text{ISM}} \simeq 184$  ms. To be consistent with the estimates presented in Thornton et al. (2013), we make the same

<sup>25</sup> <http://www.naic.edu/~palfa/newpulsars/>

assumptions about  $\Delta t_{\text{IGM}}$  and  $\Delta t_{\text{Host}}$  as presented in their Figure S3. Using the DM scaling relationship for the intergalactic medium model of Inoue (2004), we find  $\Delta t_{\text{IGM}} \simeq 1200 z$  ms. For a host galaxy DM contribution of  $100 \text{ pc cm}^{-3}$ ,  $\Delta t_{\text{Host}} \simeq 100 \text{ ms}/(1+z)^2$ . The condition  $\Delta t_{\text{obs}} = \Delta t_{\text{ISM}} + \Delta t_{\text{IGM}} + \Delta t_{\text{Host}}$  is met when  $z = 0.26$ . The redshift value can be taken as an upper bound because it is plausible that a host galaxy can contribute more to the total delay than we have assumed. As was the case for the redshift estimates presented by Thornton et al. (2013) ( $z=0.45$  to  $0.96$ ), the contributions to  $\Delta t_{\text{obs}}$  are highly model dependent, and therefore the  $z$  value should be used with caution.

With these caveats in mind, the implied co-moving radial distance at  $z = 0.26$  would be  $D \sim 1$  Gpc. The FRB pseudo-luminosity  $SD^2 \sim 1 \times 10^{12} \text{ Jy kpc}^2$  and energy output is  $\sim 10^{38}$  ergs for isotropic emission and  $\sim 10^{37}$  ergs for emission beamed over 1 steradian. Both values are consistent with the FRBs from Thornton et al. (2013). Using this estimate of the co-moving distance, we can also constrain the brightness temperature, i.e.  $T_b \sim 1 \times 10^{34} D_{\text{Gpc}}^2 \text{ K}$ , where  $D_{\text{Gpc}}$  is the source distance in units of Gpc. This unphysically large brightness temperature requires a coherent emission process.

All of the FRBs observed to date show less temporal scattering than pulsars with similar DMs. Using a population of pulsars at low Galactic latitudes, Bhat et al. (2004) determined an empirical relation for pulse broadening timescale versus DM and observing frequency. For example, the predicted pulse broadening timescales for  $\text{DM} = 500$  to  $1000 \text{ pc cm}^{-3}$  are 2 to 2000 ms at 1.4 GHz, albeit with a large scatter in the observed distribution. By comparison, only FRB 110220 has a measurable scattering timescale of  $\sim 5$  ms with  $\text{DM} = 910 \text{ pc cm}^{-3}$  (Thornton et al. 2013), roughly a factor of 200 less than predicted by Bhat et al. (2004). Using this single FRB scattering measurement, Lorimer et al. (2013) scale the Bhat et al. (2004) relation. The scaled relation predicts a scattering timescale for FRB 121102 of  $\sim 0.04$  ms, which is shorter than the time resolution of the data. If this relation can in fact be applied broadly to FRBs, then it is not surprising that we detected no scattering. Lorimer et al. (2013) point out that for a given scattering screen, the largest observed scattering occurs when the screen is near the mid-point between the source and observer due to geometric effects. This suggests that the IGM or an intervening galaxy located midway along the line-of-sight would be the most important contribution to the scattering of FRBs. However, Cordes & McLaughlin (2003) show that for a source imbedded in a region of high scattering, for example near the center of the host galaxy or for a line-of-sight that passes through the host's galactic disk, the observed scattering can still be dominated by the host galaxy even at large distances. Observations of scattering along extragalactic lines-of-sight by Lazio et al. (2008) and more theoretical calculations by Macquart & Koay (2013) suggest that scattering in the IGM is several orders-of-magnitude lower than in the ISM, which is consistent with the observations of FRBs.

One caveat to the conclusions of this paper is that the search presented here, and all searches for dispersed radio bursts, are optimized for signals with a  $\nu^{-2}$  dispersive time delay. This simple approach introduces a selection

effect in what signals breach the S/N threshold used to identify candidates, and thus which signals are deemed worthy of close inspection. We note, however, that this selection effect is not severe in our case as the fractional bandwidth we have used here (20%) is just barely sufficient to see the quadratic curvature of the burst delay.

Although the poor localization of FRB 121102 prevents a detailed search for a multi-wavelength counterpart, we searched for any major high-energy events that were both contemporaneous and co-located on the sky. We checked the Gamma-ray Coordinates Network (GCN) archive of  $\gamma$ -ray bursts and found no potential association with FRB 121102. There are no plausible associations with X-ray transients detected by current all-sky monitors, and there are no observations of the field of FRB 121102 (within a  $20'$  radius) with X-ray telescopes. There is no source associated with this object in either the *ROSAT* All Sky Survey Catalog or the *Fermi* Source Catalog.

In summary, we have described the Arecibo discovery of FRB 121102, a single, highly dispersed pulse in the PALFA survey. This is the first claimed FRB detection that has been found with a telescope other than Parkes. The large DM excess, roughly three times what would be expected from the Galactic ISM along this line-of-sight, the absence of repeat bursts, and the low interstellar scattering suggest that this is an FRB and not a Galactic emitter such as an RRAT. Using the occurrence rate inferred from the PALFA discovery, we predict that, in the coming years, PALFA will find two to three more FRBs in the remaining outer Galaxy survey region.

We thank the referee for his or her extensive comments that significantly improved the clarity of this paper. We thank M. Kramer, B. Stappers, and R. Ekers for useful discussions. The Arecibo Observatory is operated by SRI International under a cooperative agreement with the National Science Foundation (AST-1100968), and in alliance with Ana G. Méndez-Universidad Metropolitana, and the Universities Space Research Association. These data were processed on the ATLAS cluster of the Max-Planck-Institut für Gravitationsphysik/Albert-Einstein Institut, Hannover, Germany. LGS and PCCF gratefully acknowledge financial support by the European Research Council for the ERC Starting Grant BEACON under contract no. 279702. JWTH acknowledges funding for this work from ERC Starting Grant DRAGNET (337062). Work at Cornell (JMC, SC) was supported by NSF Grant 1104617. VMK holds the Lorne Trottier Chair in Astrophysics and Cosmology and a Canadian Research Chair in Observational Astrophysics and received additional support from NSERC via a Discovery Grant and Accelerator Supplement, by FQRNT via the Centre de Recherche Astrophysique de Québec, and by the Canadian Institute for Advanced Research. Pulsar research at UBC is supported by NSERC Discovery and Discovery Accelerator Supplement Grants as well as by the CFI and CANARIE.

## REFERENCES

- Anderson, L. D., Bania, T. M., Balser, D. S., Cunningham, V., Wenger, T. V., Johnstone, B. M., & Armentrout, W. P. 2013, ArXiv e-prints



**Table 1**  
Observational Parameters of FRB 121102

Parameter	Value
Date	2012 Nov 02
Time	06:35:53 UT
MJD arrival time <sup>a</sup>	56233.27492180
Right Ascension <sup>b</sup>	05 <sup>h</sup> 32 <sup>m</sup> 09.6 <sup>s</sup>
Declination <sup>b</sup>	33°05′13.4″
Gal. long. <sup>b</sup>	174.95°
Gal. lat. <sup>b</sup>	-0.223°
DM (pc cm <sup>-3</sup> )	557.4 ± 2.0
DM <sub>NE2001,max</sub> (pc cm <sup>-3</sup> )	188
Dispersion index <sup>c</sup>	-2.01 ± 0.05
Pulse width (ms)	3.0 ± 0.5
Pulse broadening (ms) <sup>d</sup>	< 1.5
Flux density (Jy) <sup>e</sup>	0.4 <sup>+0.4</sup> <sub>-0.1</sub>
Spectral index range( $\alpha$ ) <sup>f</sup>	7 to 11

<sup>a</sup> Barycentered arrival time referenced to infinite frequency.

<sup>b</sup> The J2000 position of the center of beam 4.

<sup>c</sup>  $DM \propto \nu^\beta$

<sup>d</sup> Flux density at 1 GHz

<sup>e</sup> Flux estimation at 1.4 GHz assumes a side-lobe detection and a corresponding gain of  $0.7 \pm 0.3$  K Jy<sup>-1</sup>.

<sup>f</sup>  $S(\nu) \propto \nu^\alpha$

- Bagchi, M., Nieves, A. C., & McLaughlin, M. 2012, *MNRAS*, 425, 2501
- Bannister, K. W., & Madsen, G. J. 2014, ArXiv e-prints
- Bhat, N. D. R., Cordes, J. M., Camilo, F., Nice, D. J., & Lorimer, D. R. 2004, *ApJ*, 605, 759
- Burke-Spolaor, S., & Bailes, M. 2010, *MNRAS*, 402, 855
- Burke-Spolaor, S., Bailes, M., Ekers, R., Macquart, J.-P., & Crawford, III, F. 2011a, *ApJ*, 727, 18
- Burke-Spolaor, S., Bailes, M., Johnston, S., Bates, S. D., Bhat, N. D. R., Burgay, M., D’Amico, N., Jameson, A., Keith, M. J., Kramer, M., Levin, L., Milia, S., Possenti, A., Stappers, B., & van Straten, W. 2011b, *MNRAS*, 416, 2465
- Cai, Y.-F., Sabancilar, E., Steer, D. A., & Vachaspati, T. 2012, *Phys. Rev. D*, 86, 043521
- Cordes, J. M., Freire, P. C. C., Lorimer, D. R., Camilo, F., Champion, D. J., Nice, D. J., Ramachandran, R., Hessels, J. W. T., Vlemmings, W., van Leeuwen, J., Ransom, S. M., Bhat, N. D. R., Arzoumanian, Z., McLaughlin, M. A., Kaspi, V. M., Kasian, L., Deneva, J. S., Reid, B., Chatterjee, S., Han, J. L., Backer, D. C., Stairs, I. H., Deshpande, A. A., & Faucher-Giguère, C.-A. 2006, *ApJ*, 637, 446
- Cordes, J. M., & Lazio, T. J. W. 2002, ArXiv Astrophysics e-prints
- Cordes, J. M., & McLaughlin, M. A. 2003, *ApJ*, 596, 1142
- Deneva, J. S., Cordes, J. M., McLaughlin, M. A., Nice, D. J., Lorimer, D. R., Crawford, F., Bhat, N. D. R., Camilo, F., Champion, D. J., Freire, P. C. C., Edel, S., Kondratiev, V. I., Hessels, J. W. T., Jenet, F. A., Kasian, L., Kaspi, V. M., Kramer, M., Lazarus, P., Ransom, S. M., Stairs, I. H., Stappers, B. W., van Leeuwen, J., Brazier, A., Venkataraman, A., Zollweg, J. A., & Bogdanov, S. 2009, *ApJ*, 703, 2259
- Dowd, A., Sisk, W., & Hagen, J. 2000, in *Astronomical Society of the Pacific Conference Series*, Vol. 202, IAU Colloq. 177: Pulsar Astronomy - 2000 and Beyond, ed. M. Kramer, N. Wex, & R. Wielebinski, 275
- Falcke, H., & Rezzolla, L. 2013, ArXiv e-prints
- Finkbeiner, D. P. 2003, *ApJS*, 146, 407
- Haffner, L. M., Reynolds, R. J., Tuftes, S. L., Madsen, G. J., Jaehnig, K. P., & Percival, J. W. 2003, *ApJS*, 149, 405
- Hansen, B. M. S., & Lyutikov, M. 2001, *MNRAS*, 322, 695
- Hassall, T. E., Stappers, B. W., Hessels, J. W. T., Kramer, M., Alexov, A., Anderson, K., Coenen, T., Karastergiou, A., Keane, E. F., Kondratiev, V. I., Lazaridis, K., van Leeuwen, J., Noutsos, A., Serylak, M., Sobey, C., Verbiest, J. P. W., Weltevrede, P., Zagkouris, K., Fender, R., Wijers, R. A. M. J., Bähren, L., Bell, M. E., Broderick, J. W., Corbel, S., Daw, E. J., Dhillon, V. S., Eislöffel, J., Falcke, H., Grießmeier, J.-M., Jonker, P., Law, C., Markoff, S., Miller-Jones, J. C. A., Osten, R., Rol, E., Scaife, A. M. M., Scheers, B., Schellart, P., Spreeuw, H., Swinbank, J., ter Veen, S., Wise, M. W., Wijnands, R., Wucknitz, O., Zarka, P., Asgekar, A., Bell, M. R., Bentum, M. J., Bernardi, G., Best, P., Bonafede, A., Boonstra, A. J., Brentjens, M., Brouw, W. N., Brügger, M., Butcher, H. R., Ciardi, B., Garrett, M. A., Gerbers, M., Gunst, A. W., van Haarlem, M. P., Heald, G., Hoefl, M., Holties, H., de Jong, A., Koopmans, L. V. E., Kuniyoshi, M., Kuper, G., Loose, G. M., Maat, P., Masters, J., McKean, J. P., Meulman, H., Mevius, M., Munk, H., Noordam, J. E., Orrù, E., Paas, H., Pandey-Pommier, M., Pandey, V. N., Pizzo, R., Polatidis, A., Reich, W., Röttgering, H., Sluman, J., Steinmetz, M., Sterks, C. G. M., Tagger, M., Tang, Y., Tasse, C., Vermeulen, R., van Weeren, R. J., Wijnholds, S. J., & Yatawatta, S. 2012, *A&A*, 543, A66
- Inoue, S. 2004, *MNRAS*, 348, 999
- Keane, E. F., Stappers, B. W., Kramer, M., & Lyne, A. G. 2012, *MNRAS*, 425, L71
- Kocz, J., Bailes, M., Barnes, D., Burke-Spolaor, S., & Levin, L. 2012, *MNRAS*, 420, 271
- Kulkarni, S. R., Ofek, E. O., Neill, J. D., Zheng, Z., & Juric, M. 2014, ArXiv e-prints
- Lambert, H. C., & Rickett, B. J. 1999, *ApJ*, 517, 299
- Lazarus, P. 2013, in *IAU Symposium*, Vol. 291, IAU Symposium, 35–40
- Lazio, T. J. W., Ojha, R., Fey, A. L., Kedziora-Chudczer, L., Cordes, J. M., Jauncey, D. L., & Lovell, J. E. J. 2008, *ApJ*, 672, 115
- Loeb, A., Shvartzvald, Y., & Maoz, D. 2013, ArXiv e-prints
- Lorimer, D. R., Bailes, M., McLaughlin, M. A., Narkevic, D. J., & Crawford, F. 2007, *Science*, 318, 777
- Lorimer, D. R., Karastergiou, A., McLaughlin, M. A., & Johnston, S. 2013, *MNRAS*, 436, L5
- Macquart, J.-P., & Koay, J. Y. 2013, *ApJ*, 776, 125
- Manchester, R. N., Hobbs, G. B., Teoh, A., & Hobbs, M. 2005, *AJ*, 129, 1993
- McLaughlin, M. A., Lyne, A. G., Lorimer, D. R., Kramer, M., Faulkner, A. J., Manchester, R. N., Cordes, J. M., Camilo, F., Possenti, A., Stairs, I. H., Hobbs, G., D’Amico, N., Burgay, M., & O’Brien, J. T. 2006, *Nature*, 439, 817
- Paladini, R., Burigana, C., Davies, R. D., Maino, D., Bersanelli, M., Cappellini, B., Platania, P., & Smoot, G. 2003, *A&A*, 397, 213
- Rees, M. J. 1977, *Nature*, 266, 333
- Spitler, L. G., Cordes, J. M., Chatterjee, S., & Stone, J. 2012, *ApJ*, 748, 73
- Thornton, D., Stappers, B., Bailes, M., Barsdell, B., Bates, S., Bhat, N. D. R., Burgay, M., Burke-Spolaor, S., Champion, D. J., Coster, P., D’Amico, N., Jameson, A., Johnston, S., Keith, M., Kramer, M., Levin, L., Milia, S., Ng, C., Possenti, A., & van Straten, W. 2013, *Science*, 341, 53
- Weltevrede, P., Stappers, B. W., Rankin, J. M., & Wright, G. A. E. 2006, *ApJ*, 645, L149