



RAZORBACK HISTORY

IN THIS SECTION

Bud Walton Arena/Nolan Richardson Court.....	92
Bud Walton Arena Record By Year / Crowds.....	93-94
Barnhill Arena Record By Year.....	95
Bud Walton Arena Records.....	96
History & Memorable Games.....	97-107
All-Americans.....	108-109
Honors & Awards.....	110-113
All-Time Final Rankings.....	114-115
Razorbacks In The NBA.....	116-117
Letterwinners.....	118-119
Hall of Fame/Hall of Honor.....	120



THE BASKETBALL PALACE OF MID-AMERICA

BUD WALTON ARENA

Arkansas has played in Bud Walton Arena - The Basketball Palace of Mid-America - for 26 years and has drawn more than seven million fans. In that time, it has ranked among national attendance leaders every season and the Hogs have won 80 percent of their home games.

When Arkansas joined the Southeastern Conference in August of 1990, then-Razorback Athletic Director Frank Broyles knew the athletic facilities had to be upgraded to contend in America's most nationally competitive league.

His attention turned immediately to basketball. The Hogs were very successful, coming off a Final Four trip earlier that year, but had just a 9,000-seat home, Barnhill Arena.

One day, Bud Walton, co-founder of Walmart, visited Broyles and asked him what Arkansas needed most to be competitive in the SEC. Broyles mentioned the need for additional basketball seats and was asked by Walton what a new arena would cost. The figure \$30 million was discussed and Walton offered to pay half. From that visit, Bud Walton Arena was born.

Groundbreaking to grand opening was accomplished in a remarkable 18 months. The Razorbacks played in Bud Walton for the first time in November of 1993. Everything went perfectly during the first full year. Not only did Arkansas sell out the arena, the Razorbacks were unbeaten in their new home (16-0) and won the 1994 National Championship.

The Hogs carry a 359-85 (.809) record into the 2019-20 season.

In 26 seasons, Arkansas has an all-time average attendance of 16,004 in Bud Walton Arena. Arkansas has ranked in the top 30 nationally in attendance every year in BWA.

Entering the 2019-20 campaign, Arkansas has a combined mark of 663-179 in its last two home arenas for an outstanding home winning percentage of .787 over the last 62 years.

Bud Walton Arena houses the Tommy Boyer Hall of Champions (pictured right) that includes a tribute to Arkansas' 1994 NCAA Championship and multiple Final Four appearances as well as the history of Razorback basketball, track and field, baseball, tennis and golf. Eye-catching displays that were recently updated on the concourse level salute Razorback highlights.

Enhancements prior to the 2009 season included the addition of courtside seating, electronic signage at the scorer's table, new retractable seats in the lower level, electronic ribbon boards along the bottom of the upper deck, replacing the Razorback on the court with the classic Razorback logo and opening up the student section by converting it from chairback seats to benches.

Eight suites were added prior to the 2008 season, raising the total to 47.

The Razorbacks received an expanded locker room in 2005, which was redesigned in 2012 and includes a lounge with a spacious meeting area.

In the summer of 2015, a \$4 million investment was made to the arena to maximize fan experience. Fans will immediately notice a new center hung video board with four LED displays that will give Bud Walton Arena the largest video display of any basketball facility in the country. To go along with the visual enhancements, a brand new sound system was also installed to enhance volume and clarity for every seat in the arena.

As captivating as the displays, museum and championship banners are, the aspect of the facility demanding the most attention is spirit. Every game still produces an NCAA Tournament-type atmosphere with the exception of the crowd, which is anything but neutral.

According to Rosser International in Atlanta, when the arena was built, there were more seats in less space than in any such facility in the world. It's no wonder the noise level can be absolutely ear-splitting.

From pre-game to post-game, Bud Walton Arena is perfectly choreographed with the band, the spirit groups, the lighting system, the public address, the scoreboard and the team. Each game at Bud Walton Arena is a rich experience, leaving Razorback fans hungry for more.

NOLAN RICHARDSON COURT

Starting with the 2019-20 season, the court at Bud Walton Arena bears the name of Hall of Fame and legendary University of Arkansas men's basketball coach Nolan Richardson. A resolution submitted by Chancellor Joseph Steinmetz to the University of Arkansas System Board of Trustees to name the court was adopted March 28, 2019.

While the head basketball coach, Richardson led the Razorbacks to an overall record of 389-169, setting a school record for wins, and a .697 winning percentage. He led Arkansas to 13 NCAA Tournament appearances including six Sweet 16's, four Elite 8's, three Final Fours, a national runner-up finish and the 1994 NCAA Championship.

In Richardson's 22 combined years as a head coach - at Western Texas Junior College, the University of Tulsa and the University of Arkansas - he compiled a record of 508-206 (.711) and became the only head coach in college basketball history to win a National Junior College Championship, NIT Championship and NCAA Championship.





ARKANSAS' ALL-TIME RECORD AT BWA

Year	Record	SEC Record	Attendance	Average	Natl Rk
1994	16-0 (.1000)	8-0 (.1000)	322,146	20,134	4th
1995	14-1 (.933)	7-1 (.875)	301,212	20,081	4th
1996	14-4 (.778)	6-2 (.750)	346,698	19,261	5th
1997	15-3 (.833)	6-2 (.750)	329,540	18,308	5th*
1998	15-0 (.1000)	8-0 (.1000)	291,089	19,406	4th
1999	14-2 (.875)	6-2 (.750)	292,704	18,294	5th
2000	9-5 (.643)	5-3 (.625)	249,300	17,807	6th
2001	16-2 (.889)	7-1 (.875)	292,057	16,225	9th
2002	11-5 (.688)	5-3 (.625)	241,033	15,065	13th
2003	8-8 (.563)	3-5 (.375)	236,638	14,790	14th
2004	10-6 (.625)	4-4 (.500)	236,676	14,792	13th
2005	13-3 (.813)	5-3 (.625)	252,608	15,788	9th
2006	15-1 (.938)	7-1 (.875)	239,336	14,958	12th
2007	13-3 (.813)	5-3 (.625)	267,520	16,720	9th
2008	15-1 (.938)	7-1 (.875)	274,360	17,148	8th
2009	12-6 (.667)	2-6 (.250)	288,781	16,043	11th
2010	12-9 (.571)	5-3 (.625)	276,821	13,182	25th
2011	15-3 (.833)	5-3 (.625)	216,398	12,022	29th
2012	17-3 (.850)	5-3 (.625)	262,329	13,116	23rd
2013	17-1 (.944)	9-0 (.1000)	251,968	13,998	20th
2014	17-2 (.894)	7-2 (.778)	269,838	14,202	21st
2015	16-2 (.889)	7-2 (.778)	283,485	15,750	11th
2016	13-4 (.764)	6-3 (.667)	258,705	15,218	12th
2017	15-3 (.833)	6-3 (.667)	274,446	15,247	12th
2018	15-2 (.882)	7-2 (.778)	275,084	16,181	9th
2017	12-6 (.667)	5-4 (.556)	275,012	15,278	11th
Totals	359-85 (.809)	153-62 (.712)	7,105,784	16,004	

26 straight years in top 30 in national attendance

*National rank based on regular-season average of 19,321




The key contributor to Arkansas' world-class facility, Bud Walton.



BUD WALTON ARENA

Crowds of 20,000-Plus

Rk	Attendance	Opponent	Date
1.	20,320	Kentucky	01/26/97
2.	20,298	Auburn	02/24/99
	20,298	Kentucky	01/29/95
4.	20,275	Alabama	01/24/98
5.	20,274	Georgia	03/03/01
6.	20,272	Auburn	03/04/95
7.	20,270	Cincinnati	12/09/95
8.	20,268	Kentucky	01/29/05
	20,268	Alabama	01/24/95
10.	20,266	Kentucky	02/25/01
11.	20,264	LSU	01/31/95
12.	20,262	Alabama	02/16/94
13.	20,260	Memphis	02/09/95
14.	20,258	Missouri	12/06/97
	20,258	Ole Miss	02/18/95
16.	20,256	Missouri	12/05/95
17.	20,248	Ole Miss	02/05/98
	20,248	Alabama	02/28/96
19.	20,246	Vanderbilt	02/01/94
20.	20,242	Mississippi State	01/11/95
	20,242	Auburn	02/21/98
	20,242	Tulsa	12/23/94
23.	20,230	Florida	02/12/94
24.	20,224	Mississippi State	03/05/94
25.	20,214	Tennessee	01/07/95
26.	20,212	Missouri	12/2/93
27.	20,208	Louisville	12/21/96
	20,208	Auburn	02/26/94
	20,208	LSU	01/11/94
30.	20,202	South Carolina	02/18/98
31.	20,198	Kentucky	02/20/99
32.	20,190	Georgia	02/15/97
33.	20,186	Providence	01/23/99
34.	20,184	Mississippi State	02/13/99
	20,184	Delaware State	12/11/93
36.	20,168	Georgia	01/16/99
	20,168	Montevallo	02/25/95
38.	20,164	Vanderbilt	02/07/98
39.	20,162	Mississippi State	01/20/96
40.	20,158	LSU	01/30/96
41.	20,118	South Carolina	01/22/94
42.	20,114	LSU	01/27/99
	20,104	Ole Miss	01/09/98
	20,104	LSU	01/11/97
	20,104	Arizona	11/17/95
46.	20,102	Murray State	12/10/94
47.	20,098	Texas Southern	12/28/93
48.	20,096	Ole Miss	01/05/94
49.	20,084	Jackson State	12/18/93
50.	20,068	Tennessee	02/02/99
51.	20,048	Murray State	11/29/93
52.	20,034	Montevallo	02/05/94
53.	20,018	Florida A&M	12/21/94
54.	20,014	Centenary	12/06/94
55.	20,008	SMU	01/03/94
56.	20,006	Memphis	02/01/97
57.	20,002	UL Monroe	11/15/95



Corliss Williamson led Arkansas in scoring in the final game at Barnhill Arena and the first game at Bud Walton Arena.

HOME GAME RECORDS

Most Individual Points: 51, Rotnei Clarke vs. Alcorn St., 11/13/10

Team: 166, vs. U.S. International, 12/09/89

Combined Teams: 267 (UA 166, U.S. International 101), 12/09/89

Most Individual Field Goals: 20, Dean Tolson vs. Texas A&M, 03/02/74

Team: 68, vs. U.S. International, 12/09/89

Combined Teams: 108 (UA 68, U.S. International 40), 12/09/89

Most Individual Field Goals Attempted: 36, Dean Tolson vs. Texas A&M, 03/02/74

Team: 101, vs. U.S. International, 12/09/89

Combined Teams: 201 (UA 97, Western Kentucky 104), 12/03/74

Most Individual Free Throws: 22, Martin Terry vs. Texas A&M, 01/22/72

Team: 55, vs. Rice, 02/05/72

Combined Teams: 96 (UA 55, Rice 41), 02/05/72

Most Individual Rebounds: 23, Nick Davis vs. Jackson St., 11/21/97

Team: 77, vs. Jackson St., 11/22/02

Combined Teams: 114 (UA 50, Western Kentucky 64), 02/03/74



The Razorbacks were 304-94 in 36 seasons in Barnhill Arena, winning the final 26 Southwest Conference (SWC) games played there.

BARNHILL ARENA (First season 1954-55 • Final season 1992-93)

Year	Record	Conference	Avg. Att.	Year	Record	Conference	Avg. Att.
1955	7-2 (.778)	5-1 (.833)	NA	1978	12-0 (1.000)	7-0 (1.000)	6,305
1956	5-5 (.500)	5-1 (.833)	NA	1979	10-2 (.833)	6-2 (.750)	9,125
1957	6-4 (.600)	5-1 (.833)	NA	1980	12-0 (1.000)	8-0 (1.000)	9,129
1958	9-2 (.818)	6-1 (.857)	NA	1981	10-1 (.909)	7-1 (.875)	9,182
1959	5-4 (.556)	4-3 (.571)	NA	1982	11-0 (1.000)	8-0 (1.000)	9,198
1960	7-4 (.636)	4-3 (.571)	NA	1983	11-1 (.917)	7-1 (.875)	9,147
1961	8-2 (.800)	5-2 (.714)	NA	1984	11-0 (1.000)	8-0 (1.000)	8,840
1962	7-3 (.700)	4-3 (.571)	NA	1985	10-1 (.909)	7-1 (.875)	8,925
1963	6-3 (.667)	5-2 (.714)	NA	1986	4-7 (.364)	2-6 (.250)	8,641
1964	6-5 (.545)	4-3 (.571)	NA	1987	10-2 (.833)	6-2 (.750)	8,978
1965	5-5 (.500)	3-3 (.500)	NA	1988	11-1 (.917)	7-1 (.875)	8,725
1966	9-1 (.900)	6-1 (.857)	NA	1989	11-0 (1.000)	8-0 (1.000)	9,083
1967	3-5 (.375)	3-3 (.500)	NA	1990	10-1 (.909)	8-0 (1.000)	9,117
1968	5-4 (.556)	5-2 (.714)	NA	1991	13-1 (.929)	8-0 (1.000)	9,405
1969	5-5 (.500)	3-3 (.500)	NA	1992	10-1 (.909)	8-0 (1.000)	9,423
1970	3-4 (.429)	3-3 (.500)	NA	1993	9-2 (.818)	6-2 (.750)	9,435
1971	3-11 (.214)	0-7 (.000)	NA	Totals	322-105 (.754)	215-66 (.765)	8,916
1972	7-4 (.636)	4-3 (.571)	NA				
1973	9-5 (.643)	5-2 (.714)	NA				
1974	8-4 (.667)	5-2 (.714)	NA				
1975	12-2 (.857)	7-0 (1.000)	NA				
1976	11-1 (.917)	6-1 (.857)	NA				
1977	11-0 (1.000)	7-0 (1.000)	NA				

Note: Arkansas was a member of the Southwest Conference from 1924-91 and has been a member of the Southeastern Conference since 1992.

Note: Barnhill Arena's capacity was expanded from 5,000 to 6,200 in 1977 and to 9,000 in 1978.



BUD WALTON ARENA RECORDS

Arkansas Team

Points: 137 vs. Troy State, 12/10/96
 Field Goals Made: 57 vs. Troy State (57-99), 12/10/96
 Field Goals Att.: 99 vs. Troy State (57-99), 12/10/96
 Field-Goal Pct.: .623 vs. Jackson State (48-77), 11/22/96
 3-Pointers Made: 21* vs. Troy State (21-37), 12/10/96
 3-Pointers Att.: 54* vs. North Texas (19-54), 12/30/98
 3-Point Pct. (Min. 15 att.): .667* vs. Miss State (16-24) 1/9/16; vs. W. Carolina (14-21), 12/7/98
 Free Throw Made: 48 vs. Ole Miss (48-53), 1/17/04
 Free Throw Att.: 53 vs. Ole Miss (48-53), 1/17/04; Northeastern Ill. (35 of 53), 11/16/97
 Free-Throw Pct. (Min. 10 att.): .941 vs. LSU (16-17) 2/12/05
 Offensive Rebounds: 30 vs. Alcorn State, 12/3/95; vs. Northeastern Ill., 11/16/97
 Defensive Rebounds: 48 vs. Jackson State, 11/22/02
 Total Rebounds: 77 vs. Jackson State, 11/22/02
 Personal Fouls: 35 vs. Cincinnati, 12/9/95
 Assists: 40 vs. Troy State, 12/10/96
 Turnovers: 31 vs. Alcorn State, 12/3/95
 Blocked Shots: 18* vs. Missouri, 12/5/95
 Steals: 26* vs. La-Monroe, 11/25/00
 Points First Half: 71 vs. Alcorn State, 11/13/09
 Points Second Half: 75 vs. Missouri, 12/2/93

Opponent Team

Points: 98, Ole Miss, 2/4/09; Alabama, 2/28/96, Florida, 2/18/12
 Field Goals Made: 36, Northwestern State (36-70), 12/28/14
 Field Goals Att.: 93, Centenary (34-93), 12/6/94
 Field-Goal Pct.: .652, Auburn (33-54), 2/17/16
 3-Pointers Made: 17, Florida (17-31), 1/14/98
 3-Pointers Att.: 40, Jackson State (13-40), 11/21/97
 3-Point Pct. (Min. 15 att.): .652, Auburn (15-23), 2/17/16
 Free Throws Made: 38, Missouri (38-47), 12/15/95
 Free Throw Att.: 52, Ole Miss (32-52), 1/9/99
 Free-Throw Pct. (Min. 10 att.): .929, Ole Miss (13-14), 2/5/11, Georgia (26-28), 3/4/17
 Offensive Rebounds: 28, LSU, 1/11/97
 Defensive Rebounds: 35, Vanderbilt, 1/5/16
 Total Rebounds: 55, Missouri, 12/15/95
 Personal Fouls: 38, Northeastern Illinois, 11/16/97
 Assists: 23, Vanderbilt, 2/7/98
 Turnovers: 42, Bethune-Cookman, 12/2/97; Grambling, 12/31/00
 Blocked Shots: 12, Ole Miss, 2/5/11
 Steals: 18, Alcorn State, 12/3/95
 Points First Half: 60, Alabama, 2/28/96
 Points Second Half: 56, Jackson State, 11/30/94

ARKANSAS INDIVIDUAL

Points: 51, Rotnei Clarke vs. Alcorn State, 11/13/09
 Field Goals Made: 15, Rotnei Clarke (15-21) vs. Alcorn State, 11/13/09
 Field Goals Att.: 28, Pat Bradley (11-28) vs. North Texas, 12/30/98
 Field-Goal Pct. (Min. 8 att.): 1.000*, Daniel Gafford (8-8) vs. Montana State 11/21/18;
 Moses Kingsley (8-8) vs. Southern University, 11/13/15;
 Lee Wilson (9-9) vs. Montevallo, 2/25/95
 3-Pointers Made: 13*#, Rotnei Clarke (13-21) vs. Alcorn St., 11/13/09
 3-Pointers Att.: 24*#, Pat Bradley (10-24) vs. North Texas, 12/30/98
 3-Point Pct. (Min. 6 att.): 1.000, Patrick Beverley (6-6) vs. Auburn, 3/8/08
 Free Throw Made: 17, Corliss Williamson (17-22) vs. Ole Miss, 2/18/95
 Free Throw Att.: 22, Corliss Williamson (17-22) vs. Ole Miss, 2/18/95
 Free-Throw Pct. (Min. 10 att.): 1.000*, Dusty Hannahs (10-10) vs. Evansville, 12/8/15;
 Kareem Reid (14-14) vs. Memphis, 12/19/98;
 Alandise Harris (11-11) vs. SMU, 11/18/13;
 Julysse Nobles (10-10) vs. Auburn, 1/25/11
 Offensive Rebounds: 12, Dionisio Gomez vs. Georgia, 1/18/03 (17 total)
 Defensive Rebounds: 15, Nick Davis vs. Jackson State, 11/21/97
 Total Rebounds: 23*, Nick Davis vs. Jackson State, 11/21/97
 Assists: 15*, Kareem Reid vs. Jackson State, 11/22/96;
 Dontell Jefferson vs. Portland St., 11/18/05
 Turnovers: 8, Sonny Weems vs. Missouri, 11/28/07; Darian Townes vs. Tennessee, 2/24/07;
 Sunday Adebayo vs. Cincinnati, 12/9/95
 Blocked Shots: 10, Steven Hill vs. Texas St., 12/6/05
 Steals: 8, Clint McDaniel vs. Florida A&M, 12/21/94



Rashad Madden scored 20-plus points five times at home in 2013-14, helping the Razorbacks average 86.7 points per game at Bud Walton Arena.

OPPONENT INDIVIDUAL

Points: 45, Jodie Meeks, Kentucky, 2/14/09
 Field Goals Made: 17, Jodie Meeks (17-24), Kentucky, 2/24/09
 Field Goals Att.: 29, Nate Driggers (13-29), Montevallo, 2/25/95
 Field-Goal Pct. (Min. 8 att.): 1.000, Adam Wing (8-8), Evansville, 12/08/15
 3-Pointers Made: 9, Bryce Brown (9-14), Auburn, 02/17/16
 3-Pointers Att.: 14, Bryce Brown, Auburn, 02/17/16; Aijay Foreman, Centenary, 12/6/94;
 Joe Ervin, North Texas, 12/30/98;
 Travis Bader, Oakland, 11/16/11
 3-Point Pct. (Min. 6 att.): .714, Dan Cross (5-7), Florida, 2/12/94
 Free Throw Made: 18, Jason Sutherland (18-20), Missouri, 12/5/95
 Free Throw Att.: 20, Ansu Sesay (14-20), Ole Miss, 2/18/95;
 Jason Sutherland (18-20), Missouri, 12/5/95
 Free-Throw Pct. (Min. 10 att.): 1.000, Jared Harper (11-11), Auburn, 02/27/18;
 1.000, Deshon Taylor, Fresno State, 11/17/17
 Offensive Rebounds: 11, Sunday Adebayo, Memphis, 2/1/97
 Defensive Rebounds: 14, Jaime Lloreda, LSU, 1/6/04
 Total Rebounds: 18, Korvotney Barber, Auburn, 1/24/09
 Assists: 12, Perth Robinson, Georgia, 1/18/95
 Turnovers: 12, Devin Gibson, Texas-San Antonio, 12/12/07
 Blocked Shots: 10, PJ Roberson, Grambling St., 11/26/11
 Steals: 8, Terry Conerway, Southwest Texas State, 12/21/02

MISCELLANEOUS

Overall Record: 359-85 (.809)
 SEC Record: 153-62 (.712)
 Arkansas Points Scored: 34,538 (77.8); Opponents: 29,102 (65.5)
 Most Combined Points: 215 vs. Centenary (Arkansas 121, Centenary 94)
 Longest Winning Streak: 30 games (Memphis 2/1/97-North Texas 12/30/98)
 Longest Losing Streak: 3 (5x, last from 2/18/12-2/28/12)
 Field Goals: Arkansas: 13,147-28,302 (.465); Opponents: 10,498-25,947 (.405)
 Arkansas 100-Point Games: 43
 Arkansas 90-Point Games: 107
 Opponent 100-Point Games: 0
 Biggest Victory Margin: 58 vs. Montevallo (122-64), 2/5/94
 Biggest Defeat Margin: 30 vs. Florida (98-68), 2/18/12
 Record vs. Ranked Teams: 39-24
 Record vs. Top 10 Teams: 14-7
 Record vs. Top Five Teams: 7-4
 Last Ranked Team at BWA: No. 14 Auburn, 02/27/18 (W, 91-82)
 Highest Ranked Team at BWA: No. 2, 4x, Florida 2/5/13; Texas 1/5/10;
 Kentucky 2/19/03; Auburn 2/24/99
 Highest Attendance: 20,320 vs. Kentucky, 1/26/97
 Lowest Attendance: 7,096 vs. Indiana State, 3/18/14

* UA Record || # SEC Record

RAZORBACK BASKETBALL HISTORY

Championships were a tradition at Arkansas long before the Razorbacks earned the national title in 1994. The '94 championship was the grandest of them all, but the NCAA trophy isn't exactly the only one on the shelf in the fabulous Bud Walton Arena museum.

In fact, Arkansas has made six trips to the NCAA Final Four and earned 31 bids to the NCAA Tournament.

In conference play, Arkansas has won 24 league championships with 22 coming in the Southwest Conference between 1926 and 1991. The Hogs won the Southeastern Conference crown in 1992, their first year in the league, after winning three straight SWC titles. The Hogs have also won seven league tournament crowns.

Since joining the SEC, Arkansas has been a dominant member. The Razorbacks won overall titles in 1992 and 1994, Western Division titles in 1992, '93, '94 and '95, and won the tournament crown in 2000.

Arkansas has a long-standing tradition of winning in basketball. It started in the 1920s and has carried through to this time. Even though Arkansas didn't begin playing basketball until 1924, the Hogs won more SWC championships than any other school.

It didn't take long for the Hogs to have an impact on the SWC. Two years after starting the program, Arkansas won its first league championship. It was the first of five in a row. Francis Schmidt, Arkansas' first basketball coach, guided the Hogs to the 1926, '27, '28 and '29 titles. Chuck Bassett was the coach of the 1930 championship squad.

Wear Schoonover, Arkansas' first football All-American, captained the 1930 club. He earned All-SWC honors three times. In fact, the Razorbacks dominated the all-conference squads of the late 1920s. In 1928, Arkansas had four of the five All-SWC selections when Glen Rose, Tom Pickell, Gene Lambert Sr. and Schoonover were named all-league. Rose was also the first Razorback to earn All-America honors (1928), followed a year later by Pickell and Lambert.

The Hogs were loaded with all-conference talent during that time. Rose was a three-time All-SWC pick, as was Pickell.

Lambert and Rolla Adams made it twice as did Milan Creighton.

From 1926 through 1929, Arkansas was a combined 60-5.

When Schmidt left Arkansas as coach, he went to league rival TCU and was tough to beat until the Razorbacks hired Rose as head coach.

Rose began another glorious run with a co-championship in 1935. The Hogs won SWC titles in '36, '38, '41 and '42. The 1936 Razorbacks almost represented the United States in the Olympics, winning four games in an Olympic playoff before losing to a team of all-stars from California in the semifinals of the tournament.

Jim Lee Howell, Ike Poole, Taft Moody, Don Lockard, Jack Robbins, Howard Hickey and Johnny Adams were the stars of their day. Adams was an All-American in 1941. He was Arkansas' fifth All-American, but the last one until Martin Terry made it in 1973.



Scotty Thurman's clutch three-pointer with the shot clock winding down and 51 seconds left to play gave Arkansas a 73-70 lead in the 76-72 victory over Duke in the 1994 NCAA Championship game.



From 1945-1950, Arkansas had four second-place finishes and shared the 1949 title. The Razorbacks then went through a mild recession before claiming a co-championship in 1958. By winning a playoff game against SMU, Arkansas qualified for the NCAA Tournament. It wasn't a pleasant experience. Oklahoma State, which featured Eddie Sutton as a player, downed the Hogs by 25, 65-40, and Oscar Robertson exploded for 58 points as the Hogs were drilled by Cincinnati, 97-62, in a consolation game.

As unpleasant as the tournament experience was, Arkansas would have loved to have gone back, but it didn't happen for 19 years. Not even Rose, who led the Hogs to the '58 title in his second stint as coach, could return Arkansas to glory. He retired following the 1966 season, but neither of his two successors, Duddy Waller or Lanny Van Eman, put a contender on the floor.

Van Eman did, however, bringing excitement to the game. His teams regularly scored in the 80s and 90s at a time when the traditional powers played games in the 60s. Van Eman recruited Martin Terry from junior college and Terry set school single-season scoring records that still stand. He averaged 28.3 points per game as a senior. Even though he played only two seasons, Terry still ranks among Arkansas' top 20 all-time scorers.

Unfortunately, Van Eman's teams usually gave up more points than they scored. Twice in 1971, Arkansas scored 100 or more points and lost.

Van Eman's second club managed to win 16 games, but only five came in SWC play. Arkansas and Baylor, which paired for a thrilling 111-110 Baylor victory the year before, put on another wild show with the Razorbacks winning, 131-109, in Fayetteville, setting a league record for points scored by two teams in a conference game.

After the 1974 Hogs won just 10 games, Frank Broyles, newly appointed athletic director as well as an already established football coach, decided it was time to make a commitment to basketball. He turned things around by hiring Sutton.

Sutton caught the state's attention in his first season when the Razorbacks finished 17-9 and second in the SWC. By the time his second team finished its 19-9 campaign, construction workers were already renovating Barnhill Arena, a facility constructed in 1957.

The 1976 Hogs also featured the nucleus of what was to become one of the greatest teams in history. Ron Brewer and Marvin Delph were sophomores. Sidney Moncrief was a freshman and he quietly led the nation in field goal percentage (.665, 149-224), and Sutton knew he had something special.

With half of Barnhill's facelift completed before the 1977 season, a new wave of excitement swept through the entire state of Arkansas.

The Razorbacks blitzed through the SWC unbeaten, winning their first league title in 19 years. Brewer, Moncrief and Delph were the toast of the Ozarks. Arkansas finished 26-2, but lost in the first round of the NCAA Tournament when Moncrief fouled out, allowing Wake Forest to come from behind for a victory.

Expectations were high in 1978 and the Hogs didn't disappoint. For a week, the Razorbacks were even ranked No. 1 in the Associated Press poll. A loss at Houston after two victories earlier in the week dropped the Hogs from their position at the top.

Arkansas shared the SWC title with Texas, but was upset by Houston, again on a last-second shot at the SWC Tournament. Stunned, the Razorbacks returned home unsure of whether or not they would receive an at-large bid to the NCAA Tournament.



The 1944 Razorback men's basketball team.

The Hogs got in and victories over Weber State and No. 2 UCLA thrust Arkansas into the regional finals. Brewer hit a long jumper with less than a minute to play and Jim Counce scored on a layup at the end to seal a 61-58 victory over Cal-Fullerton, sending the Hogs to the Final Four.

No. 1-ranked Kentucky ended Arkansas' dreams of a national title with a semifinal victory, but Brewer hit another of his patented buzzer shots in the third-place game, giving Arkansas a thrilling 71-69 victory over Notre Dame.

With All-American Brewer and the sleek-shooting Delph gone, Moncrief and Steve Schall were left to lead the 1979 Hogs. It was almost a repeat performance of 1978.

Moncrief was brilliant. He simply refused to allow his team to lose. After a brief midseason slump, Arkansas won 14 straight games, including two at the SWC Tournament and two in the NCAA Tournament. A victory over Louisville sent Arkansas into the Midwest Regional finals against No. 1-ranked Indiana State and superstar Larry Bird.

Arkansas could not stop Bird, but ISU could not contain Moncrief. In one of the greatest games in UA history, the Hogs suffered a 73-71 setback, when a last-second Sycamore shot bounced twice and fell in. Arkansas finished 25-5 and the Moncrief era was history.

Sutton won three more SWC titles and left behind a legacy, when his teams won 20 or more games nine years in a row. Arkansas played in the NCAA Tournament in each of those nine seasons, but never came close to returning to the Final Four. The Razorbacks even featured a team that had three future first-round NBA draft choices when Scott Hastings, Darrell Walker and Alvin Robertson played together. Joe Kleine, another future NBA product, redshirted that year (1982).

When Sutton left for Kentucky, Broyles turned a completely different direction when he hired Nolan Richardson. Richardson's teams were noted for defense, just as Sutton's were, but it was a different style of defense. Richardson's defense usually turned quickly to offense and his teams at Tulsa had led the nation in scoring.

Inheriting a group of players recruited to play at a slower pace, Richardson had to bite the bullet as his first season resulted in a 12-16 finish. Then he started recruiting. His second team won 19 games and his third was 21-9. His 1989 squad won Arkansas' first SWC title since 1982 and breezed through the



league tournament. Arkansas set school scoring records and downed Loyola-Marymount in the first round of the NCAA Tournament before bowing out to Louisville.

By then, Richardson's style and players had converted Razorback fans. Barnhill Arena was hopping every time the Hogs played. It wouldn't have taken a Final Four appearance for the state to go nuts, but when the Razorbacks reached the 1990 Final Four, the state went crazy.

The Hogs were SWC champs again and dominated the SWC Tournament for the second consecutive year. Triumphs over Princeton, Dayton, North Carolina and Texas sent the Razorbacks into the Final Four. A loss to Duke in the semifinals ended the season at 30-5.

It nearly happened again in 1991. Arkansas won a school-record 34 games before falling to Kansas in the Southeast Regional finals. Arkansas ended its history in the Southwest Conference by winning the final three regular season and tournament championships.

A new era was launched in 1992 and the Razorbacks didn't miss a beat. Arkansas won the Southeastern Conference title with a 13-3 record. Included were two victories over Shaquille O'Neal-led LSU and a big win at Kentucky. The Todd Day-Lee Mayberry-Oliver Miller era ended with a 26-8 season and another trip to the NAAs.

After winning the SEC's Western Division in '93 and pushing North Carolina to the limit in a Sweet 16 loss to the eventual national champions, the Razorbacks enjoyed its best season ever in 1994. Arkansas won nearly everything possible. The Razorbacks were SEC champs, again sweeping LSU and winning at Kentucky, they made the school's fifth trip to the Final Four and completed their dream season by beating Arizona and Duke to win the national title.

A year later, Arkansas was No. 1 in all the preseason polls, but the Hogs stumbled early before making a late-season run. Arkansas repeated as Western Division champion, then downed Texas Southern, Syracuse, Memphis and Virginia to earn its sixth Final Four appearance.

A win over North Carolina in the semifinals allowed the Hogs to advance to the finals, but it was UCLA's year as the Bruins beat Arkansas for the 1995 crown.

With every starter gone from the back-to-back Final Four clubs, Arkansas was expected to struggle in 1996. Richardson, however, molded together a young team and the Hogs peaked late. Seeded 12th in the NCAA East Regional, Arkansas beat Penn State and Marquette to advance to the Sweet 16 before falling to top-ranked Massachusetts.

In 1997, Arkansas was forced to endure an NCAA inquiry, which proved fruitless, but it damaged the Hogs' recruiting. The streak of nine straight NCAA Tournament appearances ended but the Bud Walton Arena crowds were rejuvenated by three NIT games. Fans who never before had the opportunity to buy Razorback basketball tickets were able to attend and helped Arkansas advance to the NIT semifinals in New York.

It was back to the NAAs in 1998 as the Razorbacks, who got 10.4 points and an SEC-leading 9.8 rebounds per game from Nick Davis, won 24 games and reached the second round with a win over Nebraska.

Arkansas won its 10th straight NCAA Tournament first-round game in 1999 as Pat Bradley set school records for career three-point shooting (366-915, .400). Derek Hood recorded more double-doubles than anyone in Arkansas history (18) and also led the league in rebounding (10.3), and Kareem Reid broke Mayberry's career record for assists (748).

The Razorbacks also had one of the most unique weeks in its basketball history. The final two home games came over a five-day span against No. 5 Kentucky and No. 2 Auburn. Never before had Arkansas played two top 10 teams at home in the same week. Arkansas beat UK, 74-70, and topped Auburn, 104-88.

Following an up-and-down season in 2000, Arkansas won four games in four days, including wins over No. 16 Kentucky, No. 10 LSU and No. 23 Auburn to win the school's first SEC Tournament title. Brandon Dean was the MVP after averaging 15.2 points in the title run.

The 2001 club rebounded from an 0-3 league start with a six-game winning streak late in the year to earn Arkansas' 13th NCAA Tournament appearance in 14 years and its 15th straight post-season tournament berth.

The Nolan Richardson era came to an end in 2002 when he was released from his contract. The Razorbacks dropped to 14-15, including a 13-14 mark under Richardson. Mike Anderson was 1-1 as interim head coach for the last two games of the season.

Stan Heath rebuilt the roster with recruiting classes ranked as high as No. 13 by Rivals.com in 2004 and No. 7 by Hoop Scoop in 2003. In 2005, the Razorbacks won the Paradise Jam tournament title and went 18-12.

In 2006, Heath had Arkansas back in the NCAA Tournament, going 22-10 behind honorable mention All-American Ronnie Brewer (18.4 ppg), All-SEC guard Jonathon Modica (16.1 ppg) and SEC Sixth Man of the Year Eric Ferguson (8.1 ppg).

Arkansas earned another NCAA bid in 2007. The Razorbacks won the Old Spice Classic, reached the finals of the SEC Tournament and recorded the 27th 20-win season in school history by finishing 21-14. Patrick Beverley (13.9 ppg, 4.5 rpg) was the SEC Newcomer and Freshman of the year, and Steven Hill (6.2 ppg, 2.8 blocks) the SEC Defensive Player of the Year.

John Pelphrey, an honorable mention All-American as a player at Kentucky, became head coach for the 2008 season. His background included playing for Eddie Sutton and Rick Pitino at Kentucky, and working as an assistant coach for Sutton at Oklahoma State, and Billy Donovan at Marshall and Florida.

Pelphrey's first Razorback team went 23-12, was 6-2 against ranked teams, reached the finals of the SEC Tournament and advanced to the second round of the NCAA Tournament with a win over No. 24 Indiana. Sonny Weems (15.0 ppg, 4.5 rpg) was first-team All-SEC and won the College Slam Dunk championship.

The Razorbacks ushered in a new (old) style of basketball with the hiring of longtime Razorback assistant Mike Anderson for the 2011-12 campaign. Anderson left the program in 2002 when Richardson departed and went on to highly successful head coaching stints at UAB and Missouri before returning to Arkansas.

The Razorbacks were 169-102 in Anderson's eight seasons and made five postseason tournament berths – three in the NCAA (2015, 2017 and 2018) and two in the NIT (2014 and 2019). Anderson also produced NBA draft picks Bobby Portis and Daniel Gafford.

Eric Musselman was named Arkansas' 13th head men's basketball coach on April 7, 2019 and introduced to the fans on April 8. He has over 30 years of coaching experience, including four as a head coach at Nevada and 14 as a professional head coach.



MEMORABLE GAMES

The history of Razorback basketball is filled with thrilling and even heart-stopping moments. The Final Four, conference championships and last-second, game-winning jumpers shape the memories of the "greatest" moments in Arkansas history. Following are 10 of those:

No. 2 ARKANSAS 76, No. 6 DUKE 72
NCAA Championship Game
April 4, 1994, at Charlotte, N.C.

Despite Arkansas' incredible basketball success through the years, the Razorbacks had never played for the national championship until their battle with Duke at the Charlotte Coliseum. The Hogs had been ranked No. 1 much of the year, but Duke had won two national titles in the three previous seasons and had defeated Arkansas in the 1990 Final Four at Denver.

Duke controlled the tempo in the first half and Corliss Williamson, who had been nearly unstoppable in the entire tournament, missed his first five shots for the Razorbacks. The Blue Devils led by as many as five points in the opening period, but Scotty Thurman drilled a late three-pointer to give Arkansas a 34-33 halftime advantage.

Corey Beck hit a short jumper early in the second half to give the Hogs a 38-35 lead, but Duke scored 13 unanswered points and suddenly led 48-38 with 17:09 left. While the surge left Duke fans roaring their approval, it also sped up the tempo of the game. The Razorbacks trailed but actually had the Blue Devils right where they wanted them.

Playing at a quicker pace, Arkansas caught up in less than five minutes. When Al Dillard drilled a three with 8:08 remaining to give Arkansas a five-point lead, it looked like momentum had swung to the Hogs for good. Duke fought back and tied the game at 65-65 and finally 70-70 with 1:29 remaining. The Razorbacks took a timeout.

When Dwight Stewart fumbled a pass, he quickly passed it out to Thurman with the shot clock winding down. Thurman had no choice but to shoot. As his shot was narrowly clearing the outstretched hand of Antonio Lang, the shot clock hit zero. The shot, though, was true. It was a dagger to the hearts of the Blue Devils and surpassed U.S. Reed's halfcourt jumper against Louisville as the most famous shot in Arkansas history.

Duke never recovered. Three free throws in the final seconds clinched the 76-72 victory that gave Arkansas the 1994 national championship.

Arkansas 76, Duke 72
Final Four • National Championship Game • April 4, 1994
Charlotte Coliseum • Charlotte, N.C. • Att.: 23,674

#	Player	Tot-FG		3-Pt			Rebounds					PF	TP	A	TO	BLK	S	MIN
		FG	FGA	FG	FGA	FT	FTA	OF	DE	Tot								
21	Antonio Lang *	6	9	0	0	3	3	3	2	5	5	15	3	5	1	0	34	
33	Grant Hill *	4	11	1	4	3	5	1	13	14	3	12	6	9	3	3	38	
44	Cherokee Parks *	7	10	0	0	0	1	3	4	7	3	14	0	0	2	0	30	
5	Jeff Capel *	6	16	2	6	0	0	1	4	5	3	14	4	6	0	1	35	
20	Chris Collins *	4	11	4	8	0	0	0	0	0	1	12	1	1	1	1	34	
3	Marty Clark	1	6	0	2	1	2	1	0	1	2	3	3	2	0	0	15	
52	Erik Meek	1	2	0	0	0	0	3	4	7	1	2	0	0	0	0	14	
TEAM Totals		29	65	7	20	7	11	14	30	44	18	72	17	23	7	5	200	
FG%		1st Half: 15-39 .484			2nd Half: 14-34 .412			Game: .446			DEADBALL							
3-Pt. FG%		1st Half: 2-9 .222			2nd Half: 5-11 .455			Game: .350			REBOUNDS							
F Throw%		1st Half: 1-3 .333			2nd Half: 6-8 .750			Game: .636			1							

#	Player	Tot-FG		3-Pt			Rebounds					PF	TP	A	TO	BLK	S	MIN
		FG	FGA	FG	FGA	FT	FTA	OF	DE	Tot								
23	Ken Biley *	0	0	0	0	0	0	0	0	0	1	0	0	0	0	0	3	
34	Corliss Williamson *	10	24	0	0	3	5	7	1	8	3	23	3	5	2	2	35	
15	Dwight Stewart *	3	11	0	5	0	0	4	5	9	3	6	4	1	0	4	29	
14	Corey Beck *	5	11	0	1	5	8	2	8	10	3	15	4	3	0	1	35	
30	Scotty Thurman *	6	13	3	5	0	0	1	4	5	2	15	1	0	0	1	36	
12	Clint McDaniel	2	5	1	3	2	4	0	2	2	2	7	3	1	0	3	32	
44	Darnell Robinson	1	5	0	0	0	0	1	1	2	1	2	0	1	0	0	12	
3	Al Dillard	1	5	1	4	1	2	1	0	1	1	4	0	0	0	0	8	
22	Davor Rimac	0	1	0	0	0	0	0	0	0	0	0	0	0	1	0	5	
33	Lee Wilson	2	2	0	0	0	0	1	3	4	1	4	0	1	0	0	5	
TEAM Totals		30	77	5	18	11	19	19	25	44	17	76	15	12	3	11	200	
FG%		1st Half: 16-38 .421			2nd Half: 14-39 .359			Game: .390			DEADBALL							
3-Pt. FG%		1st Half: 2-5 .400			2nd Half: 3-13 .231			Game: .278			REBOUNDS							
F Throw%		1st Half: 0-0 .000			2nd Half: 11-19 .579			Game: .579			6							

Technical fouls: None

Score by Periods	1st	2nd	Total
Duke	33	39	72
Arkansas	34	42	76



Corey Beck had 15 points, a team-high 10 rebounds and four assists in the championship game victory over Duke.



ARKANSAS 65, No. 1 NORTH CAROLINA 64
Feb. 12, 1984, at Pine Bluff, Ark.

North Carolina was 19-0 and ranked No. 1 nationally when the Tar Heels visited Pine Bluff. Arkansas was on its way to a second-place finish in the Southwest Conference and had defeated SMU in Dallas the day before.

Violent weather kept the Hogs from flying to Pine Bluff until the morning of the game, and the Razorbacks arrived in town two hours before the nationally televised contest.

North Carolina had plenty of weapons. Michael Jordan, Sam Perkins and Brad Daugherty, all future NBA stars, were in the starting lineup along with Steve Hale, a guard from Tulsa whose second choice of schools was Arkansas.

The Hogs were armed with Joe Kleine and Alvin Robertson, but the unsung heroes were Darryl Bedford and Charles Balentine. Bedford, a freshman who had been a little used reserve, hit all six of his shots and scored 12 points. Balentine, of course, was the hero at the end.

A crowd of 7,529 was in a frenzy from the opening tipoff to the final buzzer. They watched Jordan score 21 points and Kleine answer with 20. Perkins had 17 and Hale 15. Leroy Sutton scored 11 points, Balentine 10 and Robertson nine for the Hogs.

The second half was a nailbiter and the Tar Heels led by one with only seconds to play. Balentine drove the baseline and hit an eight-footer to give Arkansas the lead before UNC missed a buzzer shot.

Arkansas 65, North Carolina 64

Pine Bluff Convention Center • Pine Bluff, Ark. • Att.: 7,529

North Carolina		Tot-FG		FT	FTA	Tot	PF	TP	A	TO	BLK	S	MIN
#	Player	FG	FGA										
44	Matt Doherty *	2	9	1	1	4	2	5	4	3	0	1	36
41	Sam Perkins *	5	10	7	8	11	3	17	0	1	0	0	34
42	Brad Daugherty *	0	3	2	2	3	5	2	1	1	1	1	22
25	Steve Hale *	5	9	5	5	0	4	15	6	2	0	4	37
23	Michael Jordan *	9	15	3	5	1	2	21	1	4	0	0	35
24	Joe Wolf	0	1	2	2	1	2	2	0	0	0	0	21
22	Buzz Peterson	1	2	0	0	0	1	2	0	2	0	1	13
35	Dave Popson	0	0	0	0	0	1	0	0	0	0	0	2
TEAM						2							
Totals		22	49	20	23	22	20	64	12	13	1	7	200
FG		1st Half: 11-22 .500		2nd Half: 11-27 .407		Game: .449		DEADBALL					
F Throw		1st Half: 12-13 .923		2nd Half: 8-10 .800		Game: .870		REBOUNDS		2			

Arkansas		Tot-FG		FT	FTA	Tot	PF	TP	A	TO	BLK	S	MIN
#	Player	FG	FGA										
24	Charles Balentine *	4	8	2	2	3	2	10	2	0	0	1	39
33	Leroy Sutton *	5	6	1	2	3	5	11	0	2	0	0	16
35	Joe Kleine *	5	12	10	10	2	20	0	3	1	1	39	
14	Ricky Norton *	1	3	0	0	5	2	2	5	3	0	2	33
21	Alvin Robertson *	3	7	3	6	2	4	9	10	3	0	2	34
12	Scott Rose	0	0	0	0	0	0	0	0	0	0	0	1
22	Robert Kitchen	0	0	0	0	0	1	0	0	1	0	0	5
54	Darryl Bedford	6	6	0	0	2	3	12	0	3	0	0	25
30	Mike Ratliff	0	0	1	2	0	0	1	0	1	0	0	4
52	Eric Poersckne	0	1	0	0	0	1	0	0	0	0	0	3
42	Robert Brannon	0	0	0	0	0	0	0	0	0	0	0	1
TEAM						1							
Totals		24	43	17	22	26	20	65	17	16	1	6	200
FG		1st Half: 13-26 .500		2nd Half: 11-17 .647		Game: .558		DEADBALL					
F Throw		1st Half: 12-14 .857		2nd Half: 5-8 .635		Game: .773		REBOUNDS		4			

Technical fouls: Arkansas - Eddie Sutton

Score by Periods	1st	2nd	Total
North Carolina	34	30	64
Arkansas	38	27	65



No. 1 INDIANA STATE 73, No. 5 ARKANSAS 71
NCAA Regional Final
March 17, 1979, at Cincinnati, Ohio

A Final Four team in 1978, Arkansas was not expected to return in 1979 with the loss of Ron Brewer and Marvin Delph, two of the famed "Triplets." Sidney Moncrief, however, almost single-handedly pushed his team to greater heights than anyone expected.

Moncrief, senior Steve Schall and a cast of sophomores and freshmen put together a 14-game winning streak late in the year and arrived at the Midwest Regional finals ready to challenge No. 1-ranked and unbeaten Indiana State, and superstar Larry Bird. The stakes were a spot in the Final Four.

Bird was awesome. The Hogs simply could not stop him. With 9:22 left, he already had 27 points. Razorback Coach Eddie Sutton then made the ultimate gamble. He put the 6-4 Moncrief on the 6-9 Bird for the final seven minutes.

Bird scored just four more points. Meanwhile, Moncrief was almost as unstoppable as Bird had been. He finished with 24 points and eight rebounds, and had his team in a position to win late. Arkansas had the ball with 1:31 left and holding for the last shot with the score tied 71-71. With 1:02 remaining, U.S. Reed tripped and was called for walking, giving the Sycamores the ball.

ISU held for the last shot, but could not get the ball to Bird, who was smothered by Moncrief. It was Bob Heaton who launched the shot with two seconds left and the Hogs watched helplessly as it hit both sides of the rim before dropping through, depriving the Hogs of a second straight trip to the Final Four.


Indiana State 73, Arkansas 71

Midwest Regional • Elite Eight • March 17, 1979
Riverfront Coliseum • Cincinnati, Ohio • Att.: 17,166

Indiana State		Tot-FG		FT	FTA	Tot	PF	TP	A	TO	BLK	S	MIN
#	Player	FG	FGA										
42	Alex Gilbert *	6	9	0	0	2	3	12	0	0	2	0	22
40	Brad Miley *	3	3	0	0	4	2	6	3	1	0	0	35
33	Larry Bird *	12	22	7	8	10	3	31	3	2	0	1	40
23	Steve Reed *	0	1	0	0	0	3	0	5	0	0	0	32
22	Carl Nicks *	5	11	3	4	0	4	13	3	3	0	0	33
30	Bob Heaton	4	5	0	0	1	0	8	0	0	0	0	16
44	Leroy Staley	1	4	1	3	3	1	3	0	1	0	1	22
TEAM						0							
Totals		31	55	11	15	20	16	73	14	7	2	2	200
FG		1st Half: 15-30 .500		2nd Half: 16-25 .640		Game: .564		DEADBALL					
F Throw		1st Half: 7-11 .636		2nd Half: 4-4 1.000		Game: .733		REBOUNDS		2			

Arkansas		Tot-FG		FT	FTA	Tot	PF	TP	A	TO	BLK	S	MIN
#	Player	FG	FGA										
20	Alan Zahn *	5	7	0	0	3	3	10	3	1	0	0	30
44	Scott Hastings *	3	7	4	4	3	2	10	3	3	0	0	40
30	Steve Schall *	6	7	0	2	4	4	12	2	1	0	0	40
24	U.S. Reed *	4	8	3	3	4	5	11	2	1	0	0	34
32	Sidney Moncrief *	10	16	4	4	8	2	24	2	3	0	0	40
40	Tony Brown	0	0	0	0	0	0	0	1	0	0	0	4
34	Mike Young	2	2	0	0	1	1	4	1	0	0	0	12
TEAM						2							
Totals		30	47	11	13	25	17	71	14	10	0	0	200
FG		1st Half: 16-25 .640		2nd Half: 14-22 .636		Game: .638		DEADBALL					
F Throw		1st Half: 7-9 .778		2nd Half: 4-4 1.000		Game: .846		REBOUNDS		0			

Score by Periods	1st	2nd	Total
Indiana St.	37	36	73
Arkansas	39	32	71



No. 5 ARKANSAS 74, No. 2 UCLA 70
NCAA Tournament Regional Semifinal
March 16, 1978, at Albuquerque, N.M.

It had been an incredible year for Arkansas. The Razorbacks repeated as Southwest Conference champs but had to nervously await an NCAA at-large bid when they were eliminated from the league tournament by Houston in the semifinals. The "Triplets," Ron Brewer, Sidney Moncrief and Marvin Delph, were the ringleaders.

Still, the Hogs were underdogs and a new kid on the NCAA block when they faced second-ranked UCLA in the third round at Albuquerque. David Greenwood was the leader of the Bruins, who weren't far removed from their incredible string of NCAA championships.

UCLA was stunned as Arkansas roared to a 40-22 lead that was cut to 42-29 by halftime. The Bruins didn't panic. They pressed the Hogs and took a 60-58 lead.

Brewer tied the game with two free throws, Steve Schall hit a short turnaround and Delph drilled a jump shot to put the Hogs back in front.

Delph sizzled by hitting 11 of his 14 shots, finishing with 23 points. Moncrief had 21 and Brewer 18. Greenwood finished with 17 for UCLA.

The victory moved the Razorbacks a step closer to their eventual trip to the Final Four.

Arkansas 74, UCLA 70
West Regional • Sweet 16 • March 16, 1978
University Arena • Albuquerque, N.M. • Att.: 17,750

UCLA		Tot-FG		Rebounds				TP	A	TO	BLK	S	MIN
#	Player	FG	FGA	FT	FTA	Tot	PF						
24	David Greenwood *	8	13	1	4	4	5	17	2	2	2	1	39
35	James Wilkes *	3	5	0	0	0	5	6	1	1	0	1	21
31	Gig Sims *	0	1	0	0	4	2	0	1	1	1	0	13
22	Raymond Townsend *	1	11	0	0	2	2	2	2	2	0	0	26
24	Roy Hamilton *	9	16	1	2	1	4	19	6	3	0	4	36
14	Brad Holland	5	8	0	0	0	2	8	2	1	0	0	20
32	Darrel Allums	6	7	0	2	10	4	12	0	2	0	1	27
50	Marvin Thomas	1	1	0	0	2	0	2	0	0	0	0	1
55	Kiki Vandeweghe	2	4	0	0	4	0	4	0	1	1	0	17
TEAM						3							
Totals		34	67	2	8	30	24	70	14	13	4	7	200

FG	1st Half: 14-28 .500	2nd Half: 20-39 .512	Game: .507	DEADBALL
F Throw	1st Half: 1-5 .200	2nd Half: 1-3 .333	Game: .250	REBOUNDS
				2

Arkansas		Tot-FG		Rebounds				TP	A	TO	BLK	S	MIN
#	Player	FG	FGA	FT	FTA	Tot	PF						
42	Jim Counce *	0	1	2	2	3	0	2	3	5	0	2	39
44	Marvin Delph *	11	14	1	1	10	2	23	0	3	0	1	40
30	Steve Schall *	4	7	0	0	2	4	8	1	2	1	2	20
10	Ron Brewer *	5	14	8	10	5	0	18	5	4	0	0	40
32	Sidney Moncrief *	7	13	7	13	11	2	21	1	1	1	0	39
20	Alan Zahn	1	1	0	0	2	3	2	1	1	0	0	21
24	U.S. Reed	0	0	0	2	0	0	0	0	0	0	0	1
TEAM						3							
Totals		28	50	18	28	36	12	74	11	16	2	5	200

FG	1st Half: 19-30 .633	2nd Half: 9-20 .450	Game: .560	DEADBALL
F Throw	1st Half: 4-5 .800	2nd Half: 14-23 .608	Game: .642	REBOUNDS
				3

Score by Periods	1st	2nd	Total
UCLA	29	41	70
Arkansas	42	32	74

FINAL FOURS

ARKANSAS IN THE FINAL FOUR

1941 - Tied for third	1990 - Tied for third
1945 - Tied for third	1994 - National Champion
1978 - Third	1995 - Runner-up

During Arkansas' long, illustrious history, the Razorbacks have been to the NCAA Final Four six times.

The Hogs have earned 30 bids to the NCAA Tournament and made 29 appearances, missing the 1944 event due to a car accident prior to the first-round games.

Only eight schools in the entire country have been to the Final Four more than Arkansas, and only eight schools have earned more than UA's 30 NCAA Tournament bids. Among SEC schools, only Kentucky has been to the NCAA Tournament more often. In fact, Arkansas, Kentucky, LSU, Georgia, Mississippi State and Florida are the only league schools to reach the Final Four.

It was tougher to get in the tournament in the early days, but it also took fewer games to win the title.

In the 1940s, only eight teams participated in the NCAA Tournament, which first became an event in 1939. Up to that point, the NIT was the top national post-season tournament. Twice in the '40s, the Razorbacks advanced to the Final Four.

The 1941 Hogs roared through the Southwest Conference with a 12-0 mark and carried a 19-2 record into the tournament. Arkansas downed Wyoming, 65-40, to reach the Final Four at Kansas City. Washington State handed the Razorbacks a 64-53 setback, meaning Arkansas and Pittsburgh tied for third since there was no third-place game.

Arkansas returned in 1945, again to Kansas City. Arkansas was 16-8 entering the tournament but edged Oregon, 79-76, to reach the Final Four. Eventual national champion Oklahoma State, which Arkansas had defeated once earlier in the season, downed the Hogs and UA tied Ohio State for third place.

It took 33 years for Arkansas to return. In 1978, the Hogs were SWC champs and beat Weber State, second-ranked UCLA and California-Fullerton to advance to the Final Four at St. Louis. Top-ranked Kentucky led by just one with two minutes to play and posted a 64-59 victory.

There was a third-place game and Ron Brewer hit a buzzer shot from the top of the circle to send the Razorbacks past Notre Dame, 71-69. Brewer had 20 points and Marvin Delph 21 in their final game as Razorbacks.

Nolan Richardson guided the Hogs to the Final Four in 1990, 1994 and 1995.

In 1990, wins over Princeton, Dayton, North Carolina and Texas earned Arkansas a trip to Denver. The Razorbacks were 30-4 heading into a semifinal showdown with Duke.



FINAL FOURS


Richardson took his club to Denver a day early to adjust to the altitude, but the Hogs fell behind early in both halves and used plenty of adrenaline to catch up. Arkansas led 69-62 with 10:38 remaining, but ran out of gas. Duke came back and won, 97-83, but also used most of its energy. The Blue Devils were beaten by Nevada-Las Vegas in the title game while Arkansas tied Georgia Tech for third.

The ultimate came in 1994. The Hogs downed North Carolina A&T, Georgetown, Tulsa and Michigan to advance to the Final Four at Charlotte, N.C. The win over Arizona was Arkansas' first ever in the national semifinals and set up a clash with Duke.

With the score tied with less than a minute to play, a well-defended Scotty Thurman hit a three-pointer to lead the Razorbacks to a 76-72 victory and the national title.

With every starter from the championship squad returning, the Hogs were favored to return to the Final Four in 1995, and they did. Texas Southern, Syracuse, Memphis and Virginia were knocked off along the way to the Final Four at Seattle, but none of the wins came by more than six points.

Arkansas fell behind early but rallied to get by North Carolina in the semifinals. Playing in the NCAA championship game for the second straight year, Arkansas came up short in an 89-78 loss to UCLA.



Corey Beck averaged 12.0 points, 7.0 rebounds and 4.0 assists in earning Final Four All-Tournament honors in 1994.



No. 20 ARKANSAS 74, No. 12 LOUISVILLE 73 NCAA Tournament Second Round March 14, 1981, at Austin, Texas

Defending NCAA champion Louisville and Southwest Conference champion Arkansas clawed at each other for 39 minutes and 55 seconds in the second round of the NCAA Tournament and the scoreboard read Louisville 73, Arkansas 72 after Derek Smith's short jumper for the Cardinals.

The Razorbacks, who had led by six points with 2:13 left, called timeout. U.S. Reed took the inbounds pass and coolly dribbled to midcourt near the sideline. With a second left on the clock, he launched a desperation 49-footer. The only thing desperate after the shot was the look on the faces of the Louisville players as they watched the ball hit nothing but net.

Reed shook hands with everyone on the press table after hitting a shot that will live forever in the minds of Razorback fans. He finished with 19 points. Darrell Walker had 23 and the Hogs were still alive in the NCAA Tournament.

Arkansas 74, Louisville 73 Midwest Regional • Second Round • March 14, 1981 Frank Erwin Center • Austin, Texas • Att.: 8,523

Arkansas		Tot-FG		FT		Rebounds		TP		A		TO		BLK		S		MIN	
#	Player	FG	FGA	FT	FTA	Tot	Pf	TP	A	TO	BLK	S	MIN						
40	Tony Brown*	1	3	0	0	2	5	2	0	2	0	1	3						
42	Keith Peterson*	2	4	4	6	6	3	8	0	2	0	1	39						
44	Scott Hastings*	2	8	8	8	8	4	12	0	2	0	0	32						
20	Darrell Walker*	9	15	5	7	4	3	23	3	1	0	2	40						
24	U.S. Reed*	7	14	5	6	6	3	19	6	5	1	3	40						
43	Greg Skulman	0	0	0	0	0	0	0	1	2	0	0	4						
34	Mike Young	4	7	2	2	0	2	10	1	5	0	0	25						
45	Carey Kelly	0	1	0	1	1	3	0	0	1	0	0	13						
12	Brad Friess	0	0	0	0	0	0	0	0	0	0	0	4						
TEAM						7													
Totals		25	52	24	30	34	23	74	11	20	1	7	200						

FG	1st Half: 15-34 .441	2nd Half: 10-18 .555	Game: .480	DEADB
F Throw	1st Half: 7-8 .875	2nd Half: 17-22 .772	Game: .800	REBOUNDS
				0

Louisville		Tot-FG		FT		Rebounds		TP		A		TO		BLK		S		MIN	
#	Player	FG	FGA	FT	FTA	Tot	Pf	TP	A	TO	BLK	S	MIN						
43	Derek Smith*	5	9	0	0	7	4	10	5	6	1	1	35						
22	Rodney McCray*	4	4	3	5	5	5	11	2	1	0	3	25						
33	Charles Jones*	4	4	2	4	3	3	10	0	1	4	0	31						
4	Lancaster Gordon*	3	6	2	3	4	2	8	1	2	1	1	30						
5	Jerry Eaves*	3	11	3	5	4	2	9	3	8	0	1	35						
21	Scotter McCray	5	9	1	4	4	4	11	0	0	2	2	23						
34	Roger Burkman	0	0	4	4	1	5	4	0	0	0	0	8						
44	Poncho Wright	2	5	6	6	0	1	10	1	1	0	2	10						
14	Greg Deuser	0	1	0	0	0	0	0	1	1	0	0	3						
TEAM						1													
Totals		26	49	21	31	29	26	73	13	20	8	10	200						

FG%	1st Half: 12-18 .667	2nd Half: 14-31 .452	Game: .531	DEADB
F Throw%	1st Half: 9-15 .600	2nd Half: 12-15 .800	Game: .677	REBOUNDS
				2

Technical fouls: None

Score by Periods	1st	2nd	Total
Arkansas	37	37	74
Louisville	33	40	73



No. 7 ARKANSAS 106, No. 23 LSU 92
March 3, 1992, at Fayetteville

It was Arkansas' first year as a member of the Southeastern Conference (SEC). Earlier in the season, Todd Day had exploded for a career-high 43 points as the Razorbacks defeated LSU, 101-90, at Baton Rouge. The Tigers recovered from the defeat, though, and by the time they arrived at Barnhill Arena, they had tied the Hogs for the SEC lead.

LSU's first ever visit to Fayetteville would determine the SEC championship.

The Tigers started strong. Shaquille O'Neal did his best to quiet an overflow crowd of 9,518 with 11 points in the opening half as LSU roared to a 51-36 advantage. O'Neal, however, scored his last points with 11:37 remaining to give the Tigers a 69-58 lead before the Razorbacks charged back.

Lee Mayberry, who hit a then-school record nine three-point field goals and finished with 35 points, teamed with Day, who finished with 27, to bring the Hogs from behind. Mayberry's last three-pointer tied the game at 87-all and Oliver Miller blocked O'Neal's shot at the buzzer to force overtime.

Arkansas blitzed the Tigers, 19-5, in the extra period. Day scored nine points and Mayberry had four during that time. The victory sent Barnhill Arena into a frenzy and the Razorbacks on the way to their first SEC title.

Arkansas 106, LSU 92 (OT)
Barnhill Arena • Fayetteville, Ark. • Att.: 9,518

#	Player	Tot-FG		3-Pt		FT	FTA	Rebounds			PF	TP	A	TO	BLK	S	MIN
		FG	FGA	FG	FGA			OF	DE	Tot							
22	Clarence Ceasar *	6	15	3	8	0	0	2	6	8	5	15	6	2	1	3	37
24	Vernel Singleton *	6	8	1	1	10	11	5	2	7	5	23	1	2	0	0	37
33	Shaquille O'Neal *	9	17	0	0	3	5	5	9	14	3	21	0	2	2	0	42
4	Jamie Brandon *	5	10	2	4	0	0	2	1	3	3	12	8	3	0	0	44
10	Maurice Williamson *	6	11	4	5	1	2	0	0	0	3	17	4	2	0	2	34
43	Geert Hammink	0	0	0	0	0	0	0	1	1	0	0	1	1	0	0	11
25	Paul Marshall	0	2	0	2	0	0	0	0	0	1	0	1	0	0	0	3
5	Justin Anderson	1	5	1	4	1	2	1	0	1	2	4	2	1	0	0	15
32	Harold Boudreaux	0	0	0	0	0	0	0	0	0	0	0	0	0	0	0	1
11	Mike Hansen	0	0	0	0	0	0	0	0	0	0	0	1	0	0	0	1
	TEAM							2	0	2							
	Totals	33	68	11	24	15	20	17	19	36	22	92	23	14	3	6	225

FG%	1st Half: 21-35 .571	2nd Half: 12-33 .364	Game: 485	DEADBALL
3-PL FG%	1st Half: 7-14 .500	2nd Half: 4-10 .400	Game: 417	REBOUNDS
F Throw%	1st Half: 2-5 .400	2nd Half: 13-15 .867	Game: 750	3

#	Player	Tot-FG		3-Pt		FT	FTA	Rebounds			PF	TP	A	TO	BLK	S	MIN
		FG	FGA	FG	FGA			OF	DE	Tot							
34	Roosevelt Wallace *	4	7	0	0	0	2	2	4	6	0	8	2	2	0	0	15
3	Warren Linn *	5	9	3	6	0	0	0	1	1	1	13	3	0	0	0	34
25	Oliver Miller *	4	6	0	1	2	4	3	7	10	4	10	2	2	3	3	41
10	Todd Day *	7	13	1	4	12	15	3	5	8	3	27	3	3	0	3	43
11	Lee Mayberry *	12	18	9	12	2	2	1	1	2	0	35	7	2	0	3	42
35	Isaiah Morris	1	4	0	0	0	0	0	0	0	1	2	0	0	0	0	9
21	Darrell Hawkins	4	7	0	0	3	3	0	0	0	3	11	0	1	0	0	28
23	Ken Biley	0	0	0	0	0	0	0	0	0	0	0	1	0	0	0	3
20	Robert Shepherd	0	0	0	0	0	0	0	0	0	0	0	1	0	0	0	8
12	Clint McDaniel	0	0	0	0	0	0	0	0	0	0	0	1	0	0	0	2
	TEAM							2	1	3							
	Totals	37	64	13	23	19	26	11	19	30	12	106	19	11	3	9	225

FG%	1st Half: 14-29 .483	2nd Half: 23-35 .657	Game: 578	DEADBALL
3-PL FG%	1st Half: 6-10 .600	2nd Half: 7-13 .538	Game: 565	REBOUNDS
F Throw%	1st Half: 2-7 .286	2nd Half: 17-19 .895	Game: 731	5

Score by Periods	1st	2nd	OT	Total
LSU	51	36	5	92
Arkansas	36	51	19	106

NATIONAL CHAMPIONSHIP

Without a senior in the starting lineup, playing in the most palatial arena in college basketball with the President of the United States attending four games and led by a coach with a system that could not be drawn up on a blackboard, Arkansas vaulted into the elite of the elite when the Razorbacks won the 1994 NCAA Championship.

Construction workers built Bud Walton Arena in record time and the 19,200-seat showcase dazzled fans and opponents as much as the Razorbacks did. Sellout crowds each time the doors were opened watched the Hogs go 16-0 at home. Only one game, the 84-83 victory over LSU, was decided by fewer than 10 points. Arkansas won those 16 games by an average of 30 points.

Arkansas blitzed Murray State, 93-67, in the Bud Walton Arena opener on Nov. 29, but the building was dedicated a few nights later when Missouri came to Fayetteville for an ESPN showcase game. The Dec. 2 game was decided in the first few minutes as Arkansas roared to a 120-68 victory over a Missouri club that went unbeaten in the Big Eight and came within one victory of reaching the Final Four.

Ranked No. 1 nationally for 10 weeks during the regular season, the Hogs lost only twice during the regular campaign. Alabama beat Arkansas, 66-64, in Tuscaloosa, and Mississippi State edged the Hogs, 72-71, in Starkville.

Sophomores Corliss Williamson and Scotty Thurman carried much of the load, while junior Corey Beck was the blue collar leader. When the Hogs had to score, they went inside to Williamson, who averaged 20.4 points per game. He shot 62.6 from the field and 70 percent at the free throw line.

Thurman, though, was the last-minute hero. His three-pointer with seven seconds left gave Arkansas a one-point victory at Tennessee. He hit another three in the last 30 seconds to lift the Hogs past LSU at Baton Rouge in overtime.

Beck did much of the dirty work, defending with tenacity and leading the team in assists. He and junior Clint McDaniel were probably the best defensive guards in college basketball. Head coach Nolan Richardson certainly thought so. McDaniel also provided perimeter firepower, as did junior Dwight Stewart, Arkansas' fifth starter who was more a forward than a center.

Richardson used a deep bench to guide the Hogs to a 24-2 regular season finish. Al Dillard brought instant offense into any contest with his incredible three-point shooting range. He was Arkansas' third-leading scorer behind Williamson and Thurman (15.9 ppg) with an 8.9 average even though he played just more than 12 minutes a game. Roger Crawford, one of only two seniors on the squad, also brought instant firepower off the bench, but he was injured early in the NCAA Tournament run and was not available for the Final Four.

In his honor, UA players wore a No. 31 patch on their jerseys.

Freshmen Darnell Robinson and Lee Wilson, a pair of 6-11 centers, gave the Hogs size they didn't have in 1993 when they won 22 games and reached the Sweet 16 before falling to eventual national champion North Carolina. Senior Ken Biley and junior Elmer Martin also made significant contributions.

When President Bill Clinton visited Bud Walton Arena for a Dec. 28 blowout of Texas Southern, no one realized it would be a preview of later visits to the NCAA Tournament. The nation's most recognizable Razorback fan later appeared on the cover of Sports Illustrated wearing sweat pants presented by Richardson.

A 13-game winning streak was snapped by Kentucky in the SEC Tournament, but the Razorbacks were still seeded first in the Midwest Regional at Oklahoma City. Williamson scored 24 points and had seven rebounds in a 94-79 first-round victory over North Carolina A&T. He followed with 21 points and Robinson, making a surprise start, added 13 in the 85-73 second-round win over Georgetown.

Earlier in the year, Tulsa gave Arkansas a scare before the Hogs won in overtime, 93-91, in Tulsa. The Golden Hurricane surprised UCLA and Oklahoma State to reach the Sweet 16 with Arkansas in Dallas. This one was no contest as Williamson and Thurman scored 21 each, and McDaniel 19 in a 103-84 victory.



NATIONAL CHAMPIONSHIP

Michigan was Arkansas' regional final foe and the Hogs could not contain Juwan Howard, but neither could the Wolverines handle Thurman. With Williamson smothered by Michigan's inside defense and held to 12 points, Thurman tossed in 20 as Arkansas reached the Final Four with a 76-68 win attended by President Clinton.

By the time the Hogs arrived at Charlotte, N.C., they were a confident bunch. They also had been somehow convinced by Richardson that they were not nationally respected, even though they had been ranked No. 1. Arizona was the semifinal opponent and the Wildcat guards, Damon Stoudamire and Khalid Reeves, were billed as the top offensive guards in the nation.

Beck and McDaniel were motivated to the hilt and smothered them. They combined to hit just 11 of their 43 shots, including just two of 22 three-point attempts. Williamson scored 29 points and grabbed 13 rebounds, and the Hogs advanced to the championship game with a 91-82 victory.

An entire state stood still on April 4, 1994. Arkansas fans who could not be there (more than 3,000 made the trip to Charlotte) watched and listened in every corner of the state. President Clinton was there again, and so was Duke, the 1991 and '92 national champion.

After an airtight first half that ended with Arkansas holding a 34-33 lead, Duke jumped out to a 10-point advantage in the first three minutes of the second half. However, the pace of the game picked up during the run and it never slowed down. The Razorbacks took advantage and were even with the Devils less than five minutes later.

When Arkansas built a 70-65 lead late in the contest it looked safe, but Grant Hill's three tied the game with 1:29 remaining.

Although Williamson finished with 23 points, there was no doubt who would take the next shot for Arkansas. Thurman launched a high-arching three-point attempt with only seconds left on the shot clock. The shot fell with 51 seconds left and when it settled through the net, the outcome had been determined. A pair of free throws by McDaniel and another by Dillard sealed Duke's fate, 76-72.

Once the national championship belonged to the Hogs, an entire state celebrated. President Clinton embraced Richardson on the court and later officially honored the Razorbacks at the White House.

The 1994 NCAA championship trophy is on display at Bud Walton Arena.



Corliss Williamson was named the Most Outstanding Player of the 1994 Final Four after averaging 26.0 points and 10.5 rebounds in Arkansas' two wins.



No. 3 ARKANSAS 103, TEXAS 96 Feb. 4, 1990, at Austin, Texas

Arkansas already had a two-game lead over Texas in the Southwest Conference when the Razorbacks invaded Austin for a nationally televised game.

The Hogs owned a four-game winning streak over the Longhorns, and it was a must-win situation for Texas. The Razorbacks led for most of the first half but Texas gained a five-point advantage midway through the second half. It was 77-72 'Horns when Todd Day fouled out for Arkansas 3:31 from the end.

Texas still led, 86-83, and had Travis Mays at the free throw line with 12 seconds left, but Mays missed the free throw and Lee Mayberry stunned the Texas crowd of more than 16,000 with a long three-pointer three seconds from the buzzer to send the game into overtime.

Arkansas made sure Texas never recovered. A three-pointer by Ernie Murry got the Hogs started and Mayberry's jumper at 3:20 put the Hogs in front to stay. Mayberry and Lenzie Howell each scored 23 points to offset 24 by Joey Wright, 23 by Mays and 22 by Lance Blanks. The victory gave Arkansas a three-game lead it never surrendered on its way to the SWC title.

Arkansas 103, Texas 96 (OT) Erwin Center • Austin, Texas • Att.: 16,231

Arkansas		Tot-FG		3-PT		FT		FTA		Rebounds		PF		TP		A		TO		BLK		S		MIN	
#	Player	FG	FGA	FG	FGA	FT	FTA	OF	DE	Tot	PF	TP	A	TO	BLK	S	MIN								
10	Todd Day *	7	16	0	0	3	4	3	2	5	17	1	3	2	3	33									
24	Lenzie Howell *	10	19	0	0	3	5	1	3	4	2	23	2	3	1	3	31								
55	Mario Credit *	0	2	0	0	0	0	1	1	2	2	0	0	0	1	2	10								
11	Lee Mayberry *	9	16	2	4	3	3	1	6	7	4	23	3	5	0	0	43								
20	Arlyn Bowers *	0	4	0	1	2	2	0	1	1	3	2	0	0	0	0	11								
14	Ernie Murry	3	6	2	3	1	1	1	3	4	2	9	2	0	0	2	18								
21	Darrell Hawkins	1	2	0	0	0	0	0	1	1	0	2	0	2	0	0	6								
22	Cannon Whitby	0	0	0	0	0	0	0	0	0	0	0	0	0	0	0	1								
25	Oliver Miller	3	11	0	0	2	2	5	8	13	4	8	0	4	10	4	32								
31	Ron Huery	4	7	0	0	7	9	0	3	3	4	15	4	1	2	0	32								
42	Larry Marks	2	3	0	0	0	0	0	0	0	0	4	0	0	0	0	8								
TEAM																									
Totals		39	86	4	8	21	26	13	32	45	26	103	12	18	16	14	225								
FG%		1st Half: 18-38 .473				2nd Half: 21-48 .437				Game: .453				DEADBALL											
3-Pt. FG%		1st Half: 1-4 .250				2nd Half: 3-4 .750				Game: .500				REBOUNDS											
F Throw%		1st Half: 7-9 .777				2nd Half: 14-17 .823				Game: .807				1											

Texas		Tot-FG		3-PT		FT		FTA		Rebounds		PF		TP		A		TO		BLK		S		MIN	
#	Player	FG	FGA	FG	FGA	FT	FTA	OF	DE	Tot	PF	TP	A	TO	BLK	S	MIN								
32	Lance Blanks *	4	15	1	4	13	14	1	4	5	3	22	5	2	0	4	45								
42	Locksley Collie *	4	14	0	0	7	12	9	7	16	5	15	1	4	0	0	38								
44	Guillermo Myers *	5	8	0	0	0	1	6	7	13	4	10	0	2	3	1	36								
12	Joey Wright *	7	15	3	6	7	7	2	4	6	3	24	4	9	0	1	44								
14	Travis Mays *	9	23	3	9	2	3	2	8	10	4	23	1	6	1	2	45								
3	Benford Williams	1	5	0	0	0	0	3	3	6	4	2	0	1	1	0	13								
11	Courtney Jeans	0	0	0	0	0	0	1	1	0	0	0	1	0	0	0	2								
55	George Muller	0	0	0	0	0	0	0	1	1	0	0	0	0	0	0	2								
TEAM																									
Totals		30	80	7	19	29	37	23	37	60	23	96	11	25	5	8	225								
FG%		1st Half: 13-35 .371				2nd Half: 17-45 .378				Game: .375				DEADBALL											
3-Pt. FG%		1st Half: 2-6 .333				2nd Half: 5-13 .385				Game: .368				REBOUNDS											
F Throw%		1st Half: 12-14 .857				2nd Half: 17-23 .739				Game: .784				4											

Score by Periods	1st	2nd	OT	Total
Arkansas	44	42	17	103
Texas	40	46	10	96



No. 12 ARKANSAS 73, No. 2 HOUSTON 68
March 4, 1984, at Fayetteville

Hakeem Olajuwon and Houston were on their way to their third consecutive Final Four, they were ranked second nationally and hadn't lost a Southwest Conference game in two years. The Cougars had gone 16-0 in 1983 and were 15-0 going into the regular season finale at Barnhill Arena.

Arkansas was outstanding as well. The Hogs already had upset top-ranked North Carolina at Pine Bluff, but at 13-2 couldn't catch Houston in the SWC standings. No one in the overflow crowd of 9,438 cared as they watched a terrific contest showcased by national television.

Olajuwon was held to 10 points before fouling out, but Michael Young picked up the slack with 22 and Alvin Franklin earned 21. They weren't as hot as the Hogs, though. Joe Kleine, whose inside power put Olajuwon in foul trouble, scored 22 points, hitting all 10 of his free throws. Charles Balentine added 16, Ricky Norton 14 and Alvin Robertson 13 points and nine assists.

Houston led at the half but saw its hopes dim when Olajuwon drew his fourth and fifth fouls in a 38-second span six minutes from the end while trying to stop Kleine inside. Kleine hit all four free throws and the Hogs had a huge victory.

Arkansas 73, Houston 68
Barnhill Arena • Fayetteville, Ark. • Att.: 9,438


Houston		Tot-FG		Rebounds		3-Pt		FT		A		TO		BLK		S		MIN	
#	Player	FG	FGA	FT	FTA	Tot	PF	TP	A	TO	BLK	S	MIN						
43	Michael Young *	7	16	8	9	4	2	22	2	0	0	0	40						
41	Rickie Winslow *	4	8	3	5	5	5	11	1	3	0	1	31						
35	Akeem Olajuwon *	5	6	0	0	6	5	10	0	1	5	0	33						
21	Alvin Franklin *	7	13	7	7	3	2	21	3	4	0	0	36						
45	Reid Gettys *	1	3	0	0	1	4	2	3	2	0	0	23						
33	Benny Anders	0	1	0	1	0	0	0	1	0	0	2	9						
11	Derek Giles	0	1	0	0	1	2	0	2	0	1	2	11						
55	Greg Anderson	1	2	0	0	3	1	2	0	1	0	0	13						
15	Eric Dickens	0	0	0	0	1	1	0	0	0	0	0	4						
TEAM Totals		25	50	18	22	26	22	68	11	12	6	5	200						

FG%	1st Half: 16-23 .696	2nd Half: 9-27 .333	Game: .500	DEADBALL
F Throw%	1st Half: 4-7 .571	2nd Half: 14-15 .933	Game: .818	REBOUNDS

Arkansas		Tot-FG		Rebounds		3-Pt		FT		A		TO		BLK		S		MIN	
#	Player	FG	FGA	FT	FTA	Tot	PF	TP	A	TO	BLK	S	MIN						
33	Leroy Sutton *	4	6	0	0	4	4	8	0	0	0	0	36						
24	Charles Balentine *	8	13	0	0	8	1	16	1	2	0	0	37						
35	Joe Kleine *	6	10	10	10	5	4	22	1	3	0	0	39						
14	Ricky Norton *	6	10	2	3	3	4	14	3	1	0	2	36						
21	Alvin Robertson *	3	9	7	9	4	4	13	9	4	0	1	38						
54	Darryl Bedford	0	2	0	0	0	1	0	0	0	0	0	4						
30	Mike Ratliff	0	0	0	0	0	2	0	0	1	0	0	2						
22	Robert Kitchen	0	1	0	0	0	0	0	1	0	0	0	2						
12	Scott Rose	0	0	0	0	0	0	0	0	1	0	0	2						
11	Jimmy Dykes	0	0	0	0	0	0	0	0	0	0	0	1						
23	Kennan DeBose	0	0	0	0	0	0	0	0	0	0	0	1						
52	Eric Poerschke	0	0	0	0	0	0	0	0	0	0	0	1						
TEAM Totals		27	51	19	22	25	20	73	15	12	0	3	200						

FG%	1st Half: 17-29 .586	2nd Half: 10-22 .455	Game: .529	DEADBALL
F Throw%	1st Half: 0-0 .000	2nd Half: 19-22 .864	Game: .864	REBOUNDS

Technical fouls: Houston - Olajuwon			
Score by Periods	1st	2nd	Total
Houston	36	32	68
Arkansas	34	39	73



ARKANSAS 104, No. 2 AUBURN 88
Feb. 24, 1999, at Fayetteville

Auburn hadn't won a SEC championship in 39 years but had already clinched the title and was ranked second nationally with a 25-1 record when the Tigers came to Bud Walton Arena for Arkansas' regular season home finale.

The Razorbacks had stunned fifth-ranked Kentucky four days earlier and believed a win over Auburn would clinch a spot in the NCAA Tournament. It was an emotional evening before the game started. Seniors Derek Hood, Pat Bradley and Kareem Reid, record-setters who persevered through four sometimes-difficult seasons, were introduced to the Bud Walton Arena fans for the final time.

Arkansas' fans created the noisiest environment Coach Nolan Richardson, his players and long-time followers of the program could ever remember. An overflow crowd of 20,298 nearly shook the building with an incredible level of exhortation. Not a player or coach on either side completed an interview without mentioning the crowd.

It was a one-point game with 16:26 left but a rebound basket by Hood spurred the Razorbacks to a 30-10 run that left Auburn in shock. Both teams were quick, but the Tigers must have thought there were more than five Hogs on the floor as the noise pushed Arkansas beyond its highest previous performance level of the campaign.

Arkansas 104, Auburn 88
Bud Walton Arena • Fayetteville, Ark. • Att.: 20,298

Auburn		Tot-FG		3-Pt		Rebounds		FT		A		TO		BLK		S		MIN	
#	Player	FG	FGA	FG	FGA	FT	FTA	OF	DE	Tot	PF	TP	A	TO	BLK	S	MIN		
4	Chris Porter *	7	15	1	2	9	10	3	8	11	3	24	1	4	1	1	32		
13	Bryant Smith *	3	8	0	1	5	7	6	1	7	2	11	0	1	0	0	27		
34	Mamadou N'diaye *	4	6	0	0	0	0	4	4	8	3	8	1	1	1	0	26		
10	Scott Poliman *	5	15	4	8	0	0	4	1	5	3	14	2	0	0	1	32		
50	Doc Robinson *	2	12	1	3	2	3	2	2	4	3	7	3	2	0	1	29		
42	Adrian Chillest	2	3	0	1	0	1	0	0	0	1	4	2	0	0	0	13		
3	Reggie Sharp	0	5	0	2	0	0	1	3	4	1	0	2	2	0	0	11		
23	Daymeon Fishback	5	6	3	3	0	0	2	2	4	2	13	1	1	0	0	16		
12	Jay Heard	1	6	1	4	0	0	1	0	1	3	3	0	2	0	1	6		
31	Mack McGadney	2	5	0	3	0	0	0	0	0	5	4	0	0	0	0	5		
45	Adrian Person	0	2	0	2	0	0	0	1	1	0	0	0	0	0	0	2		
TEAM Totals		31	83	10	29	16	21	27	23	50	26	88	13	13	2	4	200		

FG%	1st Half: 13-37 .351	2nd Half: 18-46 .391	Game: .373	DEADBALL
3-Pt. FG%	1st Half: 6-13 .462	2nd Half: 4-16 .250	Game: .345	REBOUNDS
F Throw%	1st Half: 8-12 .667	2nd Half: 8-9 .889	Game: .762	1

Arkansas		Tot-FG		3-Pt		Rebounds		FT		A		TO		BLK		S		MIN	
#	Player	FG	FGA	FG	FGA	FT	FTA	OF	DE	Tot	PF	TP	A	TO	BLK	S	MIN		
15	Chris Jefferies *	4	7	0	1	1	2	1	2	3	3	9	1	0	2	0	20		
41	Chris Walker *	6	11	5	7	4	6	3	4	7	1	21	2	3	0	0	32		
55	Derek Hood *	9	11	0	0	0	1	6	7	13	3	18	6	1	2	0	26		
12	Kareem Reid *	2	11	0	6	6	2	1	3	3	10	10	1	0	3	29			
22	Pat Bradley *	7	11	5	7	4	6	0	2	2	3	23	1	2	0	0	26		
5	T.J. Cleveland	1	4	0	3	1	2	1	5	6	2	3	2	2	0	1	22		
13	Brandon Dean	4	7	1	1	0	0	1	2	3	2	9	0	1	0	3	13		
23	Teddy Gipson	1	5	0	2	2	2	1	1	2	0	4	4	1	0	1	15		
52	Jason Jennings	0	0	0	0	2	4	0	3	3	2	2	0	0	0	0	5		
54	Joe Dean Davenport	0	0	0	0	2	2	1	0	1	0	2	0	0	2	0	8		
24	Lance Keeling	0	1	0	1	0	0	1	0	1	0	0	1	1	0	0	2		
4	Jason Gilbert	1	2	1	2	0	0	0	0	0	0	3	0	0	0	0	2		
TEAM Totals		35	70	12	30	22	31	17	29	42	19	104	27	12	6	8	200		

FG%	1st Half: 14-33 .424	2nd Half: 21-37 .568	Game: .500	DEADBALL
3-Pt. FG%	1st Half: 7-14 .500	2nd Half: 5-16 .313	Game: .400	REBOUNDS
F Throw%	1st Half: 9-12 .750	2nd Half: 13-19 .684	Game: .710	4

Score by Periods	1st	2nd	Total
Auburn	40	48	88
Arkansas	44	60	104



NCAA LEADERS

NCAA INDIVIDUAL STATISTICAL LEADERS

1991	Oliver Miller, 70.4 field goal percentage (254-361)
1976	Sidney Moncrief, 66.5 field goal percentage (149-224)*
1974	Rickey Medlock, 91.6 free throw percentage (87-95)
1961-63	Tommy Boyer, 89.2 career free throw pct. (315-353)**
1963	Tommy Boyer, 44 consecutive free throws**
1963	Tommy Boyer, 91.3 free throw percentage (147-161)
1962	Tommy Boyer, 93.3 free throw percentage (125-134)

* All-time NCAA record for a freshman

** Since broken

NCAA TEAM STATISTICAL LEADERS

2000	6.65 turnover margin (
1999	292 three-point field goals made
1995	361 three-point field goals made*
1995	721 assists
1995	3,416 points scored
1995	445 steals
1995	39 games played
1994	91.2 winning percentage (31-3)
1994	301 three-point field goals made
1994	687 assists
1994	20.2 assists per game
1994	91.2 winning percentage (31-3)
1994	17.9-point margin of victory (93.4-75.6)
1992	674 assists
1991	3,783 points scored
1991	467 steals
1989	11.6 steals (372 in 32 games)
1978	54.6 field goal percentage (1,060-1,943)
1977	54.5 field goal percentage (849-1,558)
1962	77.6 free throw percentage (502-647)

* All-time NCAA record



No. 9 ARKANSAS 94, No. 5 KENTUCKY 92 Jan. 29, 1995, at Fayetteville

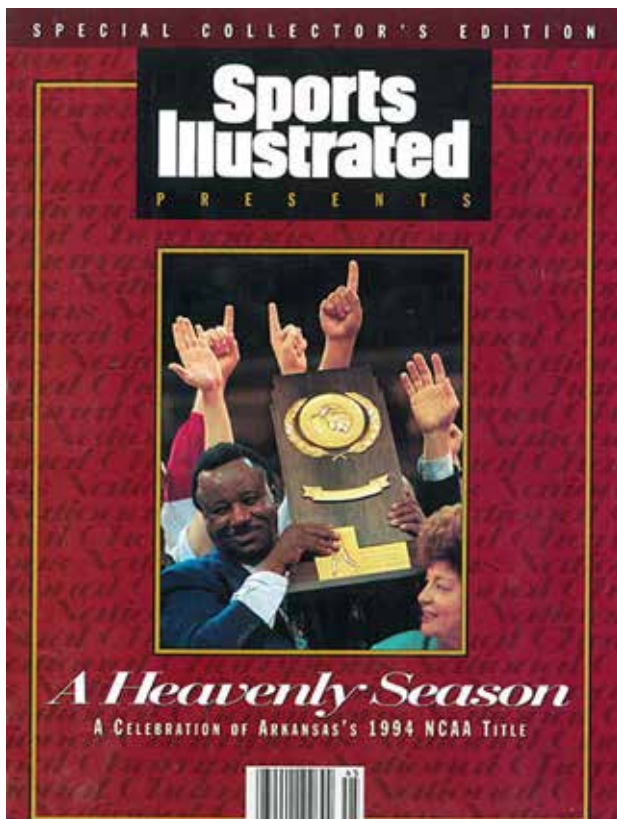
Kentucky's second-ever trip to Fayetteville was a highly-anticipated event. CBS moved the game to Super Bowl Sunday to ensure a large audience for the nationally televised event.

By halftime it was obvious another special event was taking place, just as every Arkansas-Kentucky game had been. The Wildcats led by one when Reggie Garrett stunned the visitors with a halfcourt buzzer shot to give Arkansas a 49-47 halftime lead.

Arkansas was tied or led the entire second half until Walter McCarty's short jumper gave Kentucky an 82-80 lead with 5:19 left. From that point on, neither team led by more than four, and there were three ties and three lead changes.

Scotty Thurman, Arkansas' greatest last-second shot maker ever, made sure the crowd went home happy. He drove past UK defenders, pulled up and hit an 18-footer with eight seconds to go to put the Razorbacks in front for good. McDaniel made a baseline steal in the final second and hit a free throw for the final margin.

Thurman and Corliss Williamson combined for 50 points as the Hogs won their fourth straight regular season game over the Wildcats.



Arkansas 94, Kentucky 92 Bud Walton Arena • Fayetteville, Ark. • Att.: 20,298

Kentucky

#	Player	Tot-FG		3-Pt			Rebounds			PF	TP	A	TO	BLK	S	MIN	
		FG	FGA	FG	FGA	FT	FTA	OF	DE								Tot
12	Rodrick Rhodes *	4	13	1	6	2	2	0	3	3	2	11	7	4	0	2	35
40	Walter McCarty *	7	9	2	3	0	0	2	5	7	4	16	2	0	0	0	24
10	Andre Riddick *	1	6	0	0	0	1	3	5	8	4	2	1	1	3	0	24
00	Tony Delk *	9	15	6	9	7	8	1	2	3	3	31	2	3	0	1	35
15	Jeff Sheppard *	5	9	2	5	2	2	1	2	3	5	14	2	3	0	0	26
32	Jared Prickett	1	2	0	0	0	0	0	1	1	2	2	0	1	0	0	9
25	Anthony Epps	2	3	2	3	2	2	0	0	0	0	8	4	1	0	1	15
24	Antoine Walker	1	3	1	1	0	0	0	1	1	3	1	2	1	0	0	12
41	Mark Pope	1	2	0	0	3	4	1	1	2	4	5	0	0	0	0	16
3	Chris Harrison	0	1	0	1	0	0	0	0	0	0	1	0	0	0	0	1
34	Scott Padgett	0	0	0	0	0	0	0	0	0	0	0	0	0	0	0	1
22	Allen Edwards	0	1	0	1	0	0	0	0	0	0	0	0	0	0	0	2
TEAM																	
Totals		31	64	14	29	16	19	10	22	32	26	92	19	15	4	4	200

FG	1st Half: 15-30 .500	2nd Half: 16-34 .471	Game: .484	DEADBALL
3-Pt. FG	1st Half: 9-16 .563	2nd Half: 5-13 .385	Game: .483	REBOUNDS
F Throw	1st Half: 8-11 .727	2nd Half: 8-8 1.000	Game: .842	2

Arkansas


#	Player	Tot-FG		3-Pt			Rebounds			PF	TP	A	TO	BLK	S	MIN	
		FG	FGA	FG	FGA	FT	FTA	OF	DE								Tot
34	Corliss Williamson *	9	15	0	0	10	13	2	7	9	1	28	3	2	3	2	33
30	Scotty Thurman *	5	6	4	5	8	8	0	4	4	2	22	2	2	0	1	37
15	Dwight Stewart *	2	7	2	5	0	0	0	3	3	5	6	2	3	2	0	19
12	Clint McDaniel *	2	5	1	4	4	6	1	0	1	2	9	4	2	0	2	30
14	Corey Beck *	2	5	0	1	4	5	2	4	6	4	8	8	4	0	1	36
23	Reggie Garrett	3	6	1	2	1	1	0	0	0	4	8	0	1	0	0	17
44	Darnell Robinson	4	8	0	2	0	0	2	2	4	1	8	1	3	1	1	16
3	Al Dillard	2	4	1	2	0	0	0	0	0	1	5	0	1	0	0	8
33	Lee Wilson	0	1	0	0	0	0	1	1	2	0	0	0	0	1	0	3
21	Landis Williams	0	0	0	0	0	0	0	0	0	0	0	0	0	0	0	1
TEAM																	
Totals		29	57	9	21	27	33	9	24	33	20	94	20	18	7	7	200

FG	1st Half: 14-28 .500	2nd Half: 15-29 .517	Game: .509	DEADBALL
3-Pt. FG	1st Half: 7-12 .583	2nd Half: 2-9 .222	Game: .429	REBOUNDS
F Throw	1st Half: 14-16 .875	2nd Half: 13-17 .765	Game: .818	3


Score by Periods	1st	2nd	Total
Kentucky	47	45	92
Arkansas	49	45	94



JOHN ADAMS
 1941 - Helms Foundation - 1st
 Converse Yearbook - 2nd




TOMMY BOYER
 1963 - UPI, Converse - HM



RON BREWER
 1978 - Converse, USBWA, WA - 1st
 Helms Foundation
 AP - 2nd
 BW - 3rd
 1977 - Helms Foundation



RONNIE BREWER
 2006 - Basketball Times - 3rd
 AP, CollegeInsider.com - HM




JERRY CARLTON
 1962 - Converse - HM
 1961 - Converse - HM



TODD DAY
 1992 - WA - 1st
 NABC, SN, BW - 2nd
 AP & UPI - 3rd
 1991 - WA - 1st
 AP - 2nd
 BT, NABC, BW - 3rd
 1990 - Basketball Times - 3rd




MARVIN DELPH
 1978 - Converse Yearbook - 2nd
 1977 - AP, TSN - HM




BILL FLYNT
 1946 - Helms Foundation - 2nd



DANIEL GAFFORD
 2019 - Associated Press - HM



FRED GRIM
 1958 - Associated Press - HM



SCOTT HASTINGS
 1982 - Helms Foundation
 1981 - Helms Foundation



JOE JOHNSON
 2001 - Associated Press - HM




GEORGE KOK
 1948 - Associate Press 3rd
 1946 - Sporting News 2nd



GENE LAMBERT
 1929 - Helms Foundation - 1st




LEE MAYBERRY
 1992 - AP, Basketball Times &
 NABC 3rd



SIDNEY MONCRIEF
 1979 - AP, Converse, NABC, USBWA,
 WA, Helms Foundation - 1st
 TSN, UPI - 2nd
 1978 - WA - 1st
 UPI 2nd
 AP, NABC - 3rd
 1977 - AP, TSN - HM




TOM PICKELL
 1929 - College Humor Magazine



IKE POOLE
 1936 - Helms Foundation - 1st
 Converse - 2nd



BOBBY PORTIS
 2015 - AP, USBWA - 2nd
 Sporting News - 3rd



CLYDE RHODEN
 1960 - Converse - HM




JACK ROBBINS
 1938 - NEA - 3rd



ALVIN ROBERTSON
 1984 - UPI- 2nd
 AP - 3rd



GLEN ROSE
 1928 - Helms Foundation - 1st
1978 NABC
Golden Anniversary Award



WEAR SCHOONOVER
 1930 - College Humor - 2nd



JAMES "DOC" SEXTON
 1932 - College Humor Magazine - 3rd
 1931 - College Humor Magazine - 3rd



MARTIN TERRY
 1973 - Helms Foundation



SCOTTY THURMAN
 1995 - Basketball Times - 3rd
 Associated Press - HM
 1994 - Associated Press - HM



DARRELL WALKER
 1983 - Helms Foundation
 AP, Converse, UPI - 2nd



CORLISS WILLIAMSON
 1995 - TSN, WA, BW - 1st
 AP, NABC, UPI, USBWA - 2nd
 1994 - WA 1st
 AP, NABC, UPI, USBWA, BW - 2nd
 BT 3rd



CLAYTON WYNNE
 1943 - Pic Magazine - 3rd

FRESHMEN ALL-AMERICANS



PATRICK BEVERLEY
 2007
 CollegeInsider.com - 1st
 Basketball Times - 2nd
 Rivals.com - 3rd
 CollegeHoops.net - 3rd



RONNIE BREWER
 2004
 Rivals.com - 2nd
 College Basketball News - 3rd



COURTNEY FORTSON
 2009
 CollegeHoops.net - 3rd




JOE JOHNSON
 2000
 Basketball Times - 2nd



MARSHAWN POWELL
 2010
 Rivals.com - 3rd



SCOTTY THURMAN
 1993
 Sporting News - 1st



CORLISS WILLIAMSON
 1993
 Sporting News - 1st

Note: AP (1948-Present) and UPI (1949-96) selected only a first team until 1951; *College Humor Magazine* selected teams from 1929-33 and in 1936; *Converse Yearbook* selected teams from 1932-83; the Helms Foundation (1905-83) selected only a first team; the NABC selected only a first team until 1948; NEA (Newspaper Enterprise Association) selected teams from 1917-73; *Pic Magazine* selected teams from 1942-44; The Sporting News selected teams from 1943-46 and since 1997; the USBWA (United States Basketball Writers Association) selected a 10-player first team from 1957-83, five-player first and second teams from 1984-97 and added a third team in 1998; and the Wooden Award has selected a first and second team since 1977.

Legend
 AP - Associated Press
 BT - *Basketball Times*
 BW - *Basketball Weekly*
 Converse - Converse Magazine
 NABC - National Association of Basketball Coaches
 NEA - Newspaper Enterprises Association
 SN - Sporting News
 UPI - United Press International
 USBWA - United States Basketball Writers Association
 WA - Wooden Award



Scotty Thurman is the only player in program history to earn first team All-SEC honors three times.

1993	Scotty Thurman	1st	2nd
	Darrell Hawkins	2nd	3rd
	Corliss Williamson	2nd	-
1992	Todd Day	1st *	1st
	Lee Mayberry	1st *	1st
	Oliver Miller	-	3rd

* One, 11-man team for 1992 season.

SEC ALL-FRESHMAN SELECTIONS

2019	Isaiah Joe
2018	Daniel Gafford
2015	Anton Beard
2014	Bobby Portis
2012	BJ Young
2010	Marshawn Powell
2009	Courtney Fortson
2007	Patrick Beverley
2005	Darian Townes
2004	Ronnie Brewer
	Olu Famutimi
2003	Jonathon Modica
2000	Joe Johnson
1997	Glendon Alexander
1996	Kareem Reid
1994	Darnell Robinson
1993	Scotty Thurman
	Corliss Williamson

SEC PLAYER OF THE YEAR (Coaches)

2015	Bobby Portis
1995	Corliss Williamson
1994	Corliss Williamson

SEC PLAYER OF THE YEAR (AP)

2015	Bobby Portis
1995	Corliss Williamson
1994	Corliss Williamson

SEC NEWCOMER PLAYER OF THE YEAR (AP)

2007	Patrick Beverley
2000	Joe Johnson

SEC FRESHMAN OF THE YEAR

2007	Patrick Beverley
------	------------------

SEC DEFENSIVE PLAYER OF THE YEAR

2007	Steven Hill
------	-------------

SEC ALL-DEFENSIVE TEAM

(Selected in '91 and '92; and started again in '08)

2019	Daniel Gafford
2017	Moses Kingsley
2016	Moses Kingsley
2011	Delvon Johnson
2008	Steven Hill
1992	Lee Mayberry

SEC SIXTH MAN OF THE YEAR

2006	Eric Ferguson
------	---------------

SEC PRESEASON PLAYER OF THE YEAR

2016	Moses Kingsley
2005	Ronnie Brewer
2001	Joe Johnson

SEC PLAYERS OF THE WEEK

2019	Daniel Gafford	Nov. 19
	Isaiah Joe *	Dec. 3
	Daniel Gafford	Mar. 11
2018	Daryl Macon	Dec. 18
	Daryl Macon	Jan. 1
	Daryl Macon	Jan. 29
2017	Daryl Macon	Feb. 20
2016	Anthlon Bell	Jan. 11
	Moses Kingsley	Feb. 1
2015	Michael Qualls	Dec. 1
	Bobby Portis	Jan. 12
	Bobby Portis	Feb. 16
2013	BJ Young	Dec. 31
	Marshawn Powell	Feb. 18
2011	Rotnei Clarke	Jan. 31
	Rotnei Clarke	Feb. 28
2010	Rotnei Clarke	Nov. 16
	Courtney Fortson	Feb. 8
2009	Michael Washington	Nov. 17
	Courtney Fortson *	Dec. 15
	Michael Washington	Jan. 5
2008	Sonny Weems	Feb. 4
2007	Gary Ervin	Jan. 8
	Gary Ervin	Mar. 5
2006	Jonathon Modica	Feb. 6
2005	Jonathon Modica	Feb. 14
2002	Jannero Pargo	Dec. 23
	Jannero Pargo	Jan. 28
2001	Jannero Pargo	Jan. 22
1998	Kareem Reid	Dec. 15
1995	Corliss Williamson	Feb. 13
	Scotty Thurman	Feb. 20
1994	Scotty Thurman	Feb. 7
	Scotty Thurman	Feb. 21
	Corliss Williamson	Feb. 28
1992	Todd Day	Jan. 13
	Todd Day	Mar. 2

* - won Player of the Week as a Freshman

SEC FRESHMAN POW (Beginning in 2007)

2018	Daniel Gafford	Dec. 11
	Daniel Gafford	Jan. 22
	Daniel Gafford	Feb. 19
2015	Anton Beard	Feb. 23
2013	Bobby Portis	Dec. 9
	Bobby Portis	Jan. 6
	Bobby Portis	Feb. 10
2012	BJ Young	Jan. 9
2010	Marshawn Powell	Feb. 1
2009	Courtney Fortson	Dec. 22
2007	Patrick Beverley	Nov. 13
	Patrick Beverley	Nov. 27
	Patrick Beverley	Feb. 19



Moses Kingsley is the only Razorback to be named All-SEC and SEC All-Defensive team twice.

ALL-SEC

		Coach	AP
2019	Daniel Gafford	1st	1st
2018	Jaylen Barford	1st	2nd
	Daryl Macon	2nd	1st
2017	Moses Kingsley	2nd	2nd
2016	Moses Kingsley	2nd	2nd
2015	Bobby Portis	1st	1st
	Michael Qualls	2nd	2nd
2014	Bobby Portis	2nd	-
2013	BJ Young	2nd	HM
	Marshawn Powell	2nd	HM
2012	BJ Young	2nd	HM
2011	Rotnei Clarke	2nd	HM
2010	Courtney Fortson	2nd	HM
2009	Mike Washington	2nd	2nd
2008	Sonny Weems	1st	2nd
2007	Patrick Beverley	2nd	-
2006	Ronnie Brewer	1st	1st
	Jonathon Modica	2nd	HM
2005	Ronnie Brewer	1st	2nd
2004	Jonathon Modica	2nd	-
2002	Jannero Pargo	3rd	3rd
2001	Joe Johnson	2nd	3rd
	Jannero Pargo	3rd	3rd
2000	Joe Johnson	3rd	2nd
1999	Derek Hood	2nd	2nd
1998	Nick Davis	2nd	1st
	Pat Bradley	2nd	2nd
1997	Pat Bradley	3rd	3rd
	Derek Hood	3rd	3rd
1995	Scotty Thurman	1st	1st
	Corliss Williamson	1st	1st
	Corey Beck	-	3rd
	Clint McDaniel	-	3rd
1994	Scotty Thurman	1st	1st
	Corliss Williamson	1st	1st



Bobby Portis became the first player in program history with 1,000 points and 500 rebounds as a sophomore, leading Arkansas back to the NCAA Tournament in 2015.

SEC COMMUNITY SERVICE TEAM

- 2019 Ario Bailey
- 2018 Trey Thompson
- 2017 Moses Kingsley
- 2016 Keaton Miles
- 2015 Moses Kingsley
- 2014 Kikko Haydar
- 2013 Kikko Haydar
- 2012 Michael Sanchez
- 2011 Marcus Britt
- 2010 Rotnei Clarke
- 2009 Michael Sanchez
- 2008 Darian Townes
- 2007 Sean McCurdy
- 2006 Dontell Jefferson
- 2005 Steven Hill
- 2004 Billy Pharis
- 2003 Blake Eddins
- 2002 Blake Eddins
- 2001 Brandon Davis
- 2000 Brandon Davis
- 1999 Pat Bradley

SEC ACADEMIC HONOR ROLL

- 2019 Jonathan Holmes • Gabe Osabuohien
- 2018 Trey Thompson
- 2017 Robert Glasper • Jonathan Holmes
Moses Kingsley • Manuale Watkins
- 2016 Anthlon Bell • Lorenzo Jenkins
Moses Kingsley • Dustin Thomas
Trey Thompson, • Manuale Watkins
Jimmy Whitt Jr.
- 2015 Nick Babb • Dusty Hannahs,
Moses Kingsley • Bobby Portis
Trey Thompson • Manuale Watkins
- 2014 Kikko Haydar • Moses Kingsley
Bobby Portis • Manuale Watkins
- 2013 Kikko Haydar • Charlie Henderson
- 2012 Kikko Haydar • Rickey Scott
- 2011 Kikko Haydar • Jeff Peterson
Rickey Scott
- 2010 Stephen Cox

- 2009 Stephen Cox • John Paul Noland
Michael Sanchez
- 2008 Stephen Cox • Steven Hill
- 2007 Sean McCurdy
- 2006 Preston Cranford • Steven Hill
Sean McCurdy
- 2005 Preston Cranford • Steven Hill
- 2004 Preston Cranford • Billy Pharis
- 2003 Eric Ferguson
- 2001 Dionisio Gomez
- 1999 Lance Keeling
- 1995 Scotty Thurman
- 1994 John Engskov • Dwight Stewart
Scotty Thurman

NATIONAL ASSOCIATION OF BASKETBALL COACHES (NABC) ALL-DISTRICT

- 2019 Daniel Gafford 2nd
- 2018 Jaylen Barford 1st
Daryl Macon 2nd
- 2017 Moses Kingsley 2nd
- 2015 Bobby Portis 1st
Michael Qualls 2nd
- 2013 Marshawn Powell 2nd
- 2009 Michael Washington 2nd
- 2008 Sonny Weems 2nd
- 2007 Patrick Beverley 2nd
- 2006 Ronnie Brewer 1st
- 2005 Ronnie Brewer 1st
- 2002 Jannero Pargo 1st
- 2001 Joe Johnson 1st
- 1999 Derek Hood 2nd
Kareem Reid 2nd
- 1998 Kareem Reid 2nd
- 1997 Kareem Reid 2nd
- 1995 Corliss Williamson 1st
Scotty Thurman 2nd
- 1994 Scotty Thurman 1st
Corliss Williamson 1st
- 1993 Scotty Thurman 2nd
- 1992 Todd Day 1st
Lee Mayberry 2nd
Oliver Miller 2nd
- 1991 Todd Day 1st
Lee Mayberry 1st
Oliver Miller 1st
- 1990 Todd Day 1st
Lenzie Howell 1st
Lee Mayberry 1st
Oliver Miller 1st
- 1988 Andrew Lang 1st
- 1985 Charles Ballentine 1st
Joe Kleine 1st
- 1984 Alvin Robertson 1st
Joe Kleine 2nd
- 1983 Darrell Walker 1st
- 1982 Scott Hastings 1st
- 1981 Scott Hastings 1st
U.S. Reed 1st
- 1980 U.S. Reed 1st
Scott Hastings 2nd
- 1979 Sidney Moncrief 1st
- 1978 Ron Brewer 1st
Marvin Delph 1st
Sidney Moncrief 1st

- 1977 Ron Brewer 1st
Marvin Delph 1st
Sidney Moncrief 1st
- 1976 Marvin Delph 3rd
Daryll Saulsberry 3rd
- 1975 Kent Allison 1st
Rickey Medlock 3rd
- 1974 Dean Tolson 2nd
- 1973 Martin Terry 1st
Dean Tolson 3rd
- 1972 Martin Terry 3rd
- 1968 James Eldridge 3rd
- 1967 Tommy Rowland 2nd
- 1966 Ricky Sugg 2nd
- 1965 Ricky Sugg 3rd
- 1964 Jim Magness 2nd
- 1963 Tommy Boyer 2nd
- 1962 Jerry Carlton 1st
Tommy Boyer 2nd
- 1960 Clyde Rhoden 1st
- 1958 Fred Grim 1st
- 1957 Terry Day
- 1956 Jerald Barnett
- 1955 Buddy Smith
- 1954 Jerald Barnett
- 1953 Gene Lambert
- 1950 Robert Ambler
James Cathcart

UNITED STATES BASKETBALL WRITERS ASSOCIATION (USBWA) ALL-DISTRICT VII

- 2019 Daniel Gafford
Isaiah Joe
- 2018 Jaylen Barford
Daryl Macon
- 2017 Moses Kingsley
- 2016 Moses Kingsley
- 2015 Bobby Portis
Michael Qualls
- 2014 Bobby Portis
- 2013 Marshawn Powell
BJ Young
- 2012 BJ Young
- 2011 Rotnei Clarke
- 2010 Rotnei Clarke
- 2009 Michael Washington
- 2008 Sonny Weems
- 2007 Patrick Beverley
- 2006 Ronnie Brewer
- 2005 Ronnie Brewer
- 2004 Jonathon Modica

USBWA ALL-DISTRICT POY

- 2015 Bobby Portis

USBWA ALL-AMERICA SECOND TEAM

- 2015 Bobby Portis



ALL-TOURNAMENT

FINAL FOUR

- 1995 Clint McDaniel
Corliss Williamson
- 1994 Corey Beck
Scotty Thurman
Corliss Williamson - MVP
- 1978 Ron Brewer

Final Four All-Tournament teams started in 1952

**NCAA TOURNAMENT
 ALL-REGIONAL MIDWEST**

- 1995 Scotty Thurman
Corliss Williamson - MVP
- 1994 Clint McDaniel
Scotty Thurman
Corliss Williamson
- 1990 Lenzie Howell - MVP
Lee Mayberry
Oliver Miller
- 1991 Todd Day
Oliver Miller
- 1979 Sidney Moncrief
Steve Schall

MIDEAST

- 1983 Darrell Walker

WEST

- 1978 Ron Brewer - MVP
Marvin Delph
Sidney Moncrief

SEC TOURNAMENT

- 2017 Daryl Macon
- 2015 Michael Qualls
- 2008 Charles Thomas
Darrian Townes
- 2007 Sonny Weems
- 2001 Joe Johnson
- 2000 Brandon Dean - MVP
Joe Johnson
- 1999 Derek Hood
Kareem Reid
- 1995 Scotty Thurman
Corliss Williamson
- 1994 Corliss Williamson
- 1992 Todd Day

NABC ALL-STAR GAME PARTICIPANTS

- 1993 Darrell Hawkins
- 1992 Lee Mayberry
- 1991 Ron Huery
- 1988 Andrew Lang
- 1984 Alvin Robertson
- 1983 Darrell Walker
- 1982 Scott Hastings
- 1979 Sidney Moncrief

SEC LEGENDS

- 2019 Corey Beck
- 2018 Jonathan Modica
- 2017 Oliver Miller
- 2016 Pat Bradley
- 2015 Darrell Walker
- 2014 Clint McDaniel
- 2013 Jerry Carlton
- 2012 Nolan Richardson
- 2011 George Kok
- 2010 Jim Counce
- 2009 Scotty Thurman
- 2008 Corliss Williamson
- 2007 U.S. Reed
- 2006 Marvin Delph
- 2005 Scott Hastings
- 2004 Todd Day
- 2003 Lee Mayberry
- 2002 Ron Brewer
- 2001 Joe Kleine
- 2000 Tommy Boyer
- 1999 Sidney Moncrief

COACH OF THE YEAR

NATIONAL

- 1994 Nolan Richardson - NABC, Naismith, Chevrolet/CBS, Atlanta Tipoff Club, Kodak
- 1978 Eddie Sutton - AP, UPI, USBWA

NABC DISTRICT 9

- 1994 Nolan Richardson
- 1991 Nolan Richardson
- 1990 Nolan Richardson
- 1978 Eddie Sutton
- 1977 Eddie Sutton

SEC

- 1998 Nolan Richardson - Coaches' & Birmingham Tipoff Club (Rupp Cup)

TEAM USA

OLYMPIANS

- 1984 Joe Kleine
Alvin Robertson

TEAM USA

- 2006 Joe Johnson
- 2008 Joe Johnson
- 2009 Ronnie Brewer



Eddie Sutton was named national coach of the year following the Final Four season of 1978.



Martin Terry earned All-SWC first-team honors in 1972 and 1973.


- | | | |
|------|------------------|----------------------|
| 1975 | Kent Allison | Jack Robbins |
| | Robert Birden | 1937 Don Lockard |
| 1974 | Dean Tolson | Jack Robbins |
| 1973 | Martin Terry | 1936 Elwin Gilliland |
| 1972 | Martin Terry | Jim Lee Howell |
| 1963 | Tommy Boyer | Ike Poole |
| 1962 | Jerry Carlton | 1935 Taft Moody |
| | Tommy Boyer | Ike Poole |
| 1961 | Jerry Carlton | 1934 Taft Moody |
| | Clyde Rhoden | 1933 Tom Murphy |
| | Pat Foster | 1932 Tom Murphy |
| 1960 | Clyde Rhoden | James "Doc" Sexton |
| 1958 | Fred Grim | 1931 Milan Creighton |
| 1956 | Jerald Barnett | 1930 Wear Schoonover |
| | Manuel Whitley | Milan Creighton |
| 1951 | D.L. Miller | Roy Prewitt |
| 1950 | Jim Cathcart | 1929 Tom Pickell |
| 1949 | Kenneth Kearns | Gene Lambert Sr. |
| 1948 | George Kok | Wear Schoonover |
| 1947 | Alvin Williams | 1928 Glen Rose |
| 1946 | George Kok | Tom Pickell |
| 1945 | George Kok | Gene Lambert Sr. |
| 1944 | Deno Nichols | Wear Schoonover |
| | Billy Flynt | 1927 Glen Rose |
| 1943 | Gordon Carpenter | Harold Steele |
| | Clayton Wynne | Tom Pickell |
| 1942 | R.C. Pitts | 1926 Rolla Adams |
| 1941 | Johnny Adams | Elbert Pickell |
| | John Frieberger | Glen Rose |
| | Howard Hickey | Curtis Parker |
| 1940 | Howard Hickey | 1925 Rolla Adams |
| 1939 | Johnny Adams | |
| 1938 | Don Lockard | |

AII-SWC

ALL-SOUTHWEST CONFERENCE

(First team only)

- | | |
|------|-----------------|
| 1991 | Todd Day |
| | Lee Mayberry |
| | Oliver Miller |
| 1990 | Todd Day |
| | Lee Mayberry |
| 1989 | Keith Wilson |
| 1988 | Ron Huery |
| 1985 | Joe Kleine |
| 1984 | Joe Kleine |
| | Alvin Robertson |
| 1983 | Darrell Walker |
| 1982 | Scott Hastings |
| 1981 | Scott Hastings |
| 1980 | Scott Hastings |
| 1979 | Sidney Moncrief |
| 1978 | Ron Brewer |
| | Marvin Delph |
| | Sidney Moncrief |
| 1977 | Ron Brewer |
| | Marvin Delph |
| | Sidney Moncrief |



Alvin Robertson was a All-SWC first team selection in 1984, the same year he earned All-America honors.



ALL-TIME FINAL RANKINGS

1977

Associated Press

- Michigan
- UCLA
- Kentucky
- UNLV
- North Carolina
- Syracuse
- Marquette
- San Francisco
- Wake Forest
- Notre Dame
- Alabama
- Detroit
- Minnesota
- Utah
- Tennessee
- Kansas St.
- UNC-Charlotte
- ARKANSAS**
- Louisville
- Virginia Military

United Press International

- Michigan
- San Francisco
- North Carolina
- UCLA
- Kentucky
- UNLV
- ARKANSAS**
- Tennessee
- Syracuse
- Utah
- Kansas St.
- Cincinnati
- Louisville
- Marquette
- Providence
- Indiana St.
- Minnesota
- Alabama
- Detroit
- Purdue

1978

Associated Press

- Kentucky
- UCLA
- DePaul
- Michigan St.
- ARKANSAS**
- Notre Dame
- Duke
- Marquette
- Florida St.
- Kansas
- San Francisco
- New Mexico
- Indiana
- Utah
- North Carolina
- Texas
- Detroit
- Miami (Ohio)
- Pennsylvania

UPI

- Kentucky
- UCLA
- Marquette
- New Mexico
- Michigan St.
- ARKANSAS**
- DePaul
- Kansas
- Duke
- North Carolina
- Notre Dame
- Florida St.
- San Francisco
- Louisville
- Indiana
- Houston

- Utah St.
- Utah
- Texas
- Georgetown

1979

Associated Press

- Indiana St.
- UCLA
- Michigan St.
- Notre Dame
- ARKANSAS**
- DePaul
- LSU
- Syracuse
- North Carolina
- Marquette
- Duke
- San Francisco
- Louisville
- Pennsylvania
- Purdue
- Oklahoma
- St. John's (N.Y.)
- Rutgers
- Toledo
- Iowa

UPI

- Indiana St.
- UCLA
- North Carolina
- Michigan St.
- Notre Dame
- ARKANSAS**
- Duke
- DePaul
- LSU
- Syracuse
- Iowa
- Georgetown
- Marquette
- Purdue
- Texas
- Temple
- San Francisco
- Tennessee
- Louisville
- Detroit

1981

Associated Press

- DePaul
- Oregon St.
- Arizona St.
- LSU
- Virginia
- North Carolina
- Notre Dame
- Kentucky
- Indiana
- UCLA
- Wake Forest
- Louisville
- Iowa
- Utah
- Tennessee
- Brigham Young
- Wyoming
- Maryland
- Illinois
- ARKANSAS**

1982

Associated Press

- North Carolina
- DePaul
- Virginia
- Notre Dame
- Missouri
- Georgetown
- Minnesota
- Idaho
- Memphis St.

- Tulsa
- Fresno St.
- ARKANSAS**
- Alabama
- West Virginia
- Kentucky
- Iowa
- Ala.-Birmingham
- Wake Forest
- UCLA
- Louisville

UPI

- North Carolina
- DePaul
- Virginia
- Oregon St.
- Missouri
- Minnesota
- Georgetown
- Idaho
- Memphis St.
- Fresno St.
- Tulsa
- Alabama
- ARKANSAS**
- Kentucky
- Wyoming
- Iowa
- West Virginia
- Kansas St.
- Wake Forest
- Louisville

1983

Associated Press

- Houston
- Louisville
- St. John's (N.Y.)
- Virginia
- Indiana
- UNLV
- UCLA
- North Carolina
- ARKANSAS**
- Missouri
- Boston College
- Kentucky
- Villanova
- Wichita St.
- UT-Chattanooga
- N.C. St.
- Memphis St.
- Georgia
- Oklahoma St.
- Georgetown

UPI

- Houston
- Louisville
- St. John's (N.Y.)
- Virginia
- Indiana
- UNLV
- UCLA
- North Carolina
- ARKANSAS**
- Kentucky
- Villanova
- Missouri
- Boston College
- N.C. St.
- Georgia
- UT-Chattanooga
- Memphis St.
- Illinois St.
- Oklahoma St.
- Georgetown

ESPN/USA Today

- N.C. State
- Houston
- Minnesota
- Georgia
- Virginia

- Kentucky
- North Carolina
- St. John's (N.Y.)
- Indiana

1984

Associated Press

- North Carolina
- Georgetown
- Kentucky
- DePaul
- Houston
- Illinois
- Oklahoma
- ARKANSAS**
- Texas-El Paso
- Purdue
- Maryland
- Tulsa
- UNLV
- Duke
- Washington
- Memphis St.
- Oregon St.
- Syracuse
- Wake Forest
- Temple

1984

Associated Press

- North Carolina
- Georgetown
- Kentucky
- DePaul
- Houston
- Illinois
- Oklahoma
- ARKANSAS**
- Texas-El Paso
- Purdue
- Maryland
- Tulsa
- UNLV
- Duke
- Washington
- Memphis St.
- Oregon St.
- Syracuse
- Wake Forest
- Temple

UPI

- North Carolina
- Georgetown
- Kentucky
- DePaul
- Houston
- Illinois
- ARKANSAS**
- Oklahoma
- Texas-El Paso
- Maryland
- Purdue
- Tulsa
- UNLV
- Washington
- Memphis St.
- Syracuse
- Indiana
- Auburn
- Oregon St.

ESPN/USA Today

- Georgetown
- Houston
- Kentucky
- North Carolina
- Illinois
- DePaul
- Virginia
- Wake Forest
- Memphis State
- UNLV
- Indiana
- Maryland
- ARKANSAS**
- Oklahoma
- Dayton
- Louisville
- Purdue
- Syracuse
- Washington
- Texas-El Paso
- Tulsa

- Duke
- Michigan
- SMU
- Temple

1985

ESPN/USA Today

- Villanova
- Georgetown
- St. John's (N.Y.)
- Georgia Tech
- Memphis State
- Oklahoma
- North Carolina
- Louisiana Tech
- Michigan
- N.C. State
- Illinois
- Loyola (Ill.)
- Duke
- Auburn
- Boston College
- Kansas
- Syracuse
- Maryland
- Va. Commonwealth
- UNLV
- UAB
- Alabama
- UCLA
- Kentucky
- ARKANSAS**

1989

UPI

- Arizona
- Georgetown
- Illinois
- North Carolina
- Oklahoma
- Indiana
- Duke
- Missouri
- Syracuse
- Michigan
- Seton Hall
- Stanford
- Louisville
- UNLV
- Iowa
- Florida St.
- ARKANSAS**
- N.C. St.
- West Virginia
- Alabama

ESPN/USA Today

- Michigan
- Seton Hall
- Illinois
- Duke
- Georgetown
- Syracuse
- Arizona
- North Carolina
- UNLV
- Indiana
- Missouri
- Oklahoma
- Louisville
- N.C. State
- Virginia
- Iowa
- Minnesota
- West Virginia
- Ball State
- ARKANSAS**
- Stanford
- Florida State
- Texas-El Paso
- South Alabama
- UCLA

1990

Associated Press

- Oklahoma
- UNLV
- Connecticut

- Michigan St.
- Kansas
- Syracuse
- ARKANSAS**
- Georgetown
- Georgia Tech
- Purdue
- Missouri
- La Salle
- Michigan
- Arizona
- Duke
- Louisville
- Clemson
- Illinois
- LSU
- Minnesota
- Loyola (Calif.)
- Oregon St.
- Alabama
- New Mexico St.
- Xavier (Ohio)

1991

Associated Press

- UNLV
- ARKANSAS**
- Indiana
- North Carolina
- Ohio St.
- Duke
- Syracuse
- Arizona
- Kentucky
- Utah
- Nebraska
- Kansas
- Seton Hall
- Oklahoma St.

UPI

- Oklahoma
- UNLV
- Connecticut
- Michigan St.
- Kansas
- Syracuse
- Georgia Tech
- ARKANSAS**
- Georgetown
- Purdue
- Missouri
- Arizona
- La Salle
- Duke
- Michigan
- Louisville
- Clemson
- Illinois
- Alabama
- New Mexico St.

ESPN/USA Today

- UNLV
- Duke
- Georgia Tech
- ARKANSAS**
- Connecticut
- Purdue
- Michigan St.
- Minnesota
- Loyola (Calif.)
- Syracuse
- Oklahoma
- Texas
- Clemson
- Kansas
- Georgetown
- Alabama
- Xavier (Ohio)
- Michigan
- La Salle
- Missouri
- Arizona
- Ball State
- UCLA
- Louisville
- North Carolina

1992

Associated Press

- Duke
- Kansas
- Ohio St.
- UCLA
- Indiana
- Kentucky
- UNLV
- Southern Cal
- ARKANSAS**
- Arizona
- Oklahoma St.
- Cincinnati
- Alabama
- Michigan St.
- Michigan
- Missouri
- Massachusetts
- North Carolina
- Seton Hall
- Florida St.

- New Mexico St.
- UCLA
- East Tenn. St.
- Princeton
- Alabama
- St. John's (N.Y.)
- LSU
- Mississippi St.
- Texas
- DePaul
- Southern Miss

UPI

- UNLV
- ARKANSAS**
- Indiana
- North Carolina
- Ohio St.
- Duke
- Arizona
- Syracuse
- Nebraska
- Utah
- Seton Hall
- Kansas
- Oklahoma St.
- UCLA
- East Tenn. St.
- Alabama
- New Mexico St.
- Mississippi St.
- St. John's (N.Y.)
- Princeton
- LSU
- Michigan St.
- Georgetown
- N.C. St.
- Texas

ESPN/USA Today

- Duke
- UNLV
- Kansas
- North Carolina
- ARKANSAS**
- Seton Hall
- St. John's (N.Y.)
- Ohio State
- Indiana
- Arizona
- Temple
- Utah
- Oklahoma St.
- Alabama
- Connecticut
- Syracuse
- Kentucky
- E. Michigan
- Nebraska
- Georgetown
- Pittsburgh
- New Mexico St.
- N.C. State
- E. Tenn. St.
- UCLA



ALL-TIME FINAL RANKINGS

21. Syracuse
22. Georgetown
23. Oklahoma
24. DePaul
25. LSU

UPI

1. Duke
2. Kansas
3. UCLA
4. Ohio St.
5. Arizona
6. Indiana
7. Southern Cal
8. **ARKANSAS**
9. Kentucky
10. Oklahoma St.
11. Michigan St.
12. Missouri
13. Alabama
14. Cincinnati
15. North Carolina
16. Florida St.
17. Michigan
18. Seton Hall
19. Georgetown
20. Syracuse
21. Massachusetts
22. Oklahoma
23. DePaul
24. St. John's (N.Y.)
25. Tulane

ESPN/USA Today

1. Duke
2. Indiana
3. Michigan
4. Ohio State
5. Cincinnati
6. Kentucky
7. Kansas
8. UCLA
9. Oklahoma St.
10. **ARKANSAS**
11. Southern Cal
12. North Carolina
13. Seton Hall
14. Florida State
15. Massachusetts
16. Arizona
17. Memphis St.
18. Missouri
19. Alabama
20. Michigan St.
21. Georgia Tech
22. Texas-El Paso
23. Georgetown
24. Syracuse
25. LSU

1993

Associated Press

1. Indiana
2. Kentucky
3. Michigan
4. North Carolina
5. Arizona
6. Seton Hall
7. Cincinnati
8. Vanderbilt
9. Kansas
10. Duke
11. Florida St.
12. **ARKANSAS**
13. Iowa
14. Massachusetts
15. Louisville
16. Wake Forest
17. New Orleans
18. Georgia Tech
19. Utah
20. Western Kentucky
21. New Mexico
22. Purdue
23. Oklahoma St.

24. New Mexico St.
25. UNLV

UPI

1. Indiana
2. North Carolina
3. Michigan
4. Kentucky
5. Arizona
6. Seton Hall
7. Cincinnati
8. Vanderbilt
9. Kansas
10. Duke
11. Florida St.
12. **ARKANSAS**
13. Iowa
14. Louisville
15. Wake Forest
16. Massachusetts
17. Utah
18. New Orleans
19. Georgia Tech
20. Purdue
21. UNLV
22. Oklahoma St.
23. Virginia
24. Western Kentucky
25. New Mexico St.

ESPN/USA Today

1. North Carolina
2. Michigan
3. Kentucky
4. Kansas
5. Indiana
6. Cincinnati
7. Florida State
8. Vanderbilt
9. Duke
10. **ARKANSAS**
11. Seton Hall
12. Arizona
13. Temple
14. Wake Forest
15. Louisville
16. Western Kentucky
17. California
18. Virginia
19. Iowa
20. Utah
21. George Washington
22. Massachusetts
23. Xavier-Ohio
24. UCLA
25. Minnesota

1994

Associated Press

1. North Carolina
2. **ARKANSAS**
3. Purdue
4. Connecticut
5. Missouri
6. Duke
7. Kentucky
8. Massachusetts
9. Arizona
10. Louisville
11. Michigan
12. Temple
13. Kansas
14. Florida
15. Syracuse
16. California
17. UCLA
18. Indiana
19. Oklahoma St.
20. Texas
21. Marquette
22. Nebraska
23. Minnesota
24. St. Louis
25. Cincinnati

UPI

1. **ARKANSAS**
2. North Carolina
3. Purdue
4. Connecticut
5. Missouri
6. Duke
7. Massachusetts
8. Kentucky
9. Arizona
10. Louisville
11. Michigan
12. Temple
13. Kansas
14. Syracuse
15. Florida
16. California
17. UCLA
18. Indiana
19. Oklahoma St.
20. Marquette
21. Texas
22. St. Louis
23. Minnesota
24. Nebraska
25. Ala.-Birmingham

ESPN/USA Today

1. **ARKANSAS**
2. Duke
3. Arizona
4. Florida
5. Purdue
6. Missouri
7. Connecticut
8. Michigan
9. North Carolina
10. Louisville
11. Boston College
12. Kansas
13. Kentucky
14. Syracuse
15. Massachusetts
16. Indiana
17. Marquette
18. Temple
19. Iowa
20. Maryland
21. Oklahoma St.
22. UCLA
23. Minnesota
24. Texas
25. Pennsylvania

1995

Associated Press

1. UCLA
2. Kentucky
3. Wake Forest
4. North Carolina
5. Kansas
6. **ARKANSAS**
7. Massachusetts
8. Connecticut
9. Villanova
10. Maryland
11. Michigan St.
12. Purdue
13. Virginia
14. Oklahoma St.
15. Arizona
16. Arizona St.
17. Oklahoma
18. Mississippi St.
19. Utah
20. Alabama
21. Western Kentucky
22. Georgetown
23. Missouri
24. Iowa St.
25. Syracuse

UPI

1. UCLA
2. Kentucky

3. Wake Forest
4. Kansas
5. North Carolina
6. **ARKANSAS**
7. Massachusetts
8. Connecticut
9. Villanova
10. Michigan St.
11. Maryland
12. Purdue
13. Arizona
14. Virginia
15. Arizona St.
16. Oklahoma St.
17. Mississippi St.
18. Utah
19. Oklahoma
20. Alabama
21. Syracuse
22. Missouri
22. Iowa St.
24. Oregon
25. Stanford

* UPI poll discontinued following 1996 season

ESPN/USA Today

1. UCLA
2. **ARKANSAS**
3. North Carolina
4. Oklahoma St.
5. Kentucky
6. Connecticut
7. Massachusetts
8. Virginia
9. Wake Forest
10. Kansas
11. Maryland
12. Mississippi St.
13. Arizona State
14. Memphis
15. Tulsa
16. Georgetown
17. Syracuse
18. Missouri
19. Purdue
20. Michigan St.
21. Alabama
22. Utah
23. Villanova
24. Texas
25. Arizona

1996

ESPN/USA Today

1. Kentucky
2. Massachusetts
3. Syracuse
4. Mississippi St.
5. Kansas
6. Cincinnati
7. Georgetown
8. Connecticut
9. Wake Forest
10. Texas Tech
11. Arizona
12. Utah
13. Georgia Tech
14. Louisville
15. Purdue
16. Georgia
17. Villanova
18. **ARKANSAS**
19. UCLA
20. Iowa State
21. Virginia Tech
22. Iowa
23. Marquette
24. North Carolina
25. New Mexico

1998

Associated Press

1. North Carolina
2. Kansas
3. Duke
4. Arizona

5. Kentucky
6. Connecticut
7. Utah
8. Princeton
9. Cincinnati
10. Stanford
11. Purdue
12. Michigan
13. Ole Miss
14. South Carolina
15. TCU
16. Michigan St.
17. **ARKANSAS**
18. New Mexico
19. UCLA
20. Maryland
21. Syracuse
22. Illinois
23. Xavier
24. Temple
25. Murray St.

ESPN/USA Today

1. Kentucky
2. Utah
3. North Carolina
4. Stanford
5. Duke
6. Arizona
7. Connecticut
8. Kansas
9. Purdue
10. Michigan St.
11. Rhode Island
12. UCLA
13. Syracuse
14. Cincinnati
15. Maryland
16. Princeton
17. Michigan
18. West Virginia
19. South Carolina
20. Ole Miss
21. New Mexico
22. **ARKANSAS**
23. Valparaiso
24. Washington
25. TCU

1999

Associated Press

1. Duke
2. Michigan St.
3. Connecticut
4. Auburn
5. Maryland
6. Utah
7. Stanford
8. Kentucky
9. St. John's (N.Y.)
10. Miami (Fla.)
11. Cincinnati
12. Arizona
13. North Carolina
14. Ohio St.
15. UCLA
16. Col. of Charleston
17. **ARKANSAS**
18. Wisconsin
19. Indiana
20. Tennessee
21. Iowa
22. Kansas
23. Florida
24. UNC-Charlotte
25. New Mexico

ESPN/USA Today

1. Connecticut
2. Duke
3. Michigan St.
4. Ohio St.
5. Kentucky
5. St. John's (N.Y.)
7. Auburn
8. Maryland
9. Stanford
10. Utah

11. Cincinnati
12. Miami (Fla.)
12. Gonzaga
14. Temple
15. Iowa
16. Arizona
17. Florida
18. North Carolina
19. Oklahoma
20. Miami (Ohio)
21. UCLA
22. Purdue
23. Kansas
24. SW Missouri St.
25. **ARKANSAS**

2015

Associated Press

1. Kentucky (65)
2. Villanova
3. Wisconsin
4. Duke
5. Arizona
6. Virginia
7. Gonzaga
8. Notre Dame
9. Iowa State
10. Kansas
11. Northern Iowa
12. Maryland
13. Oklahoma
14. Wichita State
15. North Carolina
16. Baylor
17. Louisville
18. SMU
19. Utah
20. West Virginia
21. **ARKANSAS**
22. Georgetown
23. Michigan State
24. Butler
25. VCU

ESPN/USA Today

1. Duke (29)
2. Wisconsin
3. Kentucky (2)
4. Arizona
5. Notre Dame
6. Gonzaga
7. Michigan State
8. Virginia
9. Villanova
10. Louisville
11. Wichita State
12. North Carolina
13. Oklahoma
14. Northern Iowa
15. Utah
16. Maryland
17. Kansas
18. West Virginia
19. Iowa State
20. **ARKANSAS**
21. Baylor
22. Xavier
23. Butler
24. NC State
25. Oregon



ALL-TIME NBA DRAFT PICKS (38)

Player	Year	Team	Round	Overall
Daniel Gafford	2019	Chicago Bulls	2nd	38
Bobby Portis	2015	Chicago Bulls	1st	22
Patrick Beverley	2009	Los Angeles Lakers	2nd	42
Sonny Weems	2008	Chicago Bulls	2nd	39
Ronnie Brewer	2006	Utah Jazz	1st	14
Joe Johnson	2001	Boston Celtics	1st	10
Darnell Robertson	1996	Dallas Mavericks	2nd	58
Corliss Williamson	1995	Sacramento Kings	1st	13
Todd Day	1992	Milwaukee Bucks	1st	8
Oliver Miller	1992	Phoenix Suns	1st	22
Lee Mayberry	1992	Milwaukee Bucks	1st	23
Isaiah Morris	1992	Miami Heat	2nd	37
Andrew Lang	1988	Phoenix Suns	2nd	28
Joe Kleine	1985	Sacramento Kings	1st	6
Charles Balentine	1985	Sacramento Kings	6th	120
Alvin Robertson	1984	San Antonio Spurs	1st	7
Leroy Sutton	1984	Dallas Mavericks	8th	176
Darrell Walker	1983	New York Knicks	1st	12
Scott Hastings	1982	New York Knicks	2nd	29
Tony Brown	1982	New Jersey Nets	4th	82
Keith Peterson	1982	Dallas Mavericks	8th	165
U.S. Reed	1981	Kansas City Kings	5th	104
Allan Zahn	1980	San Antonio Spurs	7th	153
Steve Schall	1980	San Antonio Spurs	10th	209
Sidney Moncrief	1979	Milwaukee Bucks	1st	5
Steve Schall	1979	San Antonio Spurs	5th	106
Marvin Delph	1979	Boston Celtics	6th	110
Ron Brewer	1978	Portland Trailblazers	1st	7
Marvin Delph	1978	Buffalo Braves	3rd	65
Dean Tolson	1974	Seattle Supersonics	5th	80
Dennis White	1974	Kansas City Kings	10th	167
Martin Terry	1973	Chicago Bulls	3rd	39
Jerry Carlton	1962	St. Louis Hawks	13th	96
Fred Grim	1958	Syracuse Nationals	5th	38
Walt Kearns	1953	Minneapolis Lakers	10th	87
Gene Lambert Jr.	1953	Rochester Royals	18th	117
Bob Ambler	1951	Tri-Cities Blackhawks	7th	62
Jim Cathcart	1950	Washington Capitols	7th	77

BY TEAM

Team	Selections
Atlanta*	2
Boston	2
Brooklyn&	1
Chicago	4
Dallas	3
Los Angeles Clippers @	1
Los Angeles Lakers #	2
Miami	1
Milwaukee	3
New York	2
Oklahoma City ^	1
Phoenix	2
Philadelphia!	1
Portland	1
Sacramento %	6
San Antonio	4
Utah	1

Team Guide

- * 1 as Tri-Cities Blackhawks
- * 1 as St. Louis Hawks
- & as New Jersey Nets
- @ as Buffalo Braves
- ^ as Seattle Supersonics
- ! as Syracuse Nationals
- % 2 as Kansas City Kings
- % 1 as Rochester Royals
- # 1 as Minneapolis Lakers

BY ROUND

Round	Selections
1st	12
2nd	7
3rd	2
4th	1
5th	4
6th	2
7th	3
8th	2
9th	0
10th	3
11th	0
12th	0
13th	1
18th	1

*The NBA Draft was reduced to two rounds in 1989


THE NUMBERS

- 38** All-Time NBA Draft Picks (*35 players)
- 16** All-Star Appearances
- 12** First Round Draft Picks
- 6** Top-10 Draft Picks
- 3** NBA Titles

*Marvin Delph and Steve Schall were both drafted twice

BY OVERALL SELECTION

Player	Year	Team	Round	Overall
Sidney Moncrief	1979	Milwaukee Bucks	1st	5
Joe Kleine	1985	Sacramento Kings	1st	6
Ron Brewer	1978	Portland Trailblazers	1st	7
Alvin Robertson	1984	San Antonio Spurs	1st	7
Todd Day	1992	Milwaukee Bucks	1st	8
Joe Johnson	2001	Boston Celtics	1st	10
Darrell Walker	1983	New York Knicks	1st	12
Corliss Williamson	1995	Sacramento Kings	1st	13
Ronnie Brewer	2006	Utah Jazz	1st	14
Oliver Miller	1992	Phoenix Suns	1st	22
Bobby Portis	2015	Chicago Bulls	1st	22
Lee Mayberry	1992	Milwaukee Bucks	1st	23
Andrew Lang	1988	Phoenix Suns	2nd	28
Scott Hastings	1982	New York Knicks	2nd	29
Isaiah Morris	1992	Miami Heat	2nd	37
Daniel Gafford	2019	Chicago Bulls	2nd	38
Fred Grim	1958	Syracuse Nationals	5th	38
Martin Terry	1973	Chicago Bulls	3rd	39
Sonny Weems	2008	Chicago Bulls	2nd	39
Patrick Beverley	2009	Los Angeles Lakers	2nd	42
Darnell Robertson	1996	Dallas Mavericks	2nd	58
Bob Ambler	1951	Tri-Cities Blackhawks	7th	62
Marvin Delph	1978	Buffalo Braves	3rd	65
Jim Cathcart	1950	Washington Capitols	7th	77
Dean Tolson	1974	Seattle Supersonics	5th	80
Tony Brown	1982	New Jersey Nets	4th	82
Walt Kearns	1953	Minneapolis Lakers	10th	87
Jerry Carlton	1962	St. Louis Hawks	13th	96
U.S. Reed	1981	Kansas City Kings	5th	104
Steve Schall	1979	San Antonio Spurs	5th	106
Marvin Delph	1979	Boston Celtics	6th	110
Gene Lambert Jr.	1953	Rochester Royals	18th	117
Charles Balentine	1985	Sacramento Kings	6th	120
Allan Zahn	1980	San Antonio Spurs	7th	153
Keith Peterson	1982	Dallas Mavericks	8th	165
Dennis White	1974	Kansas City Kings	10th	167
Leroy Sutton	1984	Dallas Mavericks	8th	176
Steve Schall	1980	San Antonio Spurs	10th	209



Bobby Portis was the No. 22 overall pick by the Chicago Bulls in the 2015 NBA Draft and the 12th first rounder in program history.



All-NBA Teams

2010 - Joe Johnson, Third Team, Atlanta
 1986 - Sidney Moncrief, Second Team, Milwaukee
 1986 - Alvin Robertson, Second Team, San Antonio
 1985 - Sidney Moncrief, Second Team, Milwaukee
 1984 - Sidney Moncrief, Second Team, Milwaukee
 1983 - Sidney Moncrief, First Team, Milwaukee
 1982 - Sidney Moncrief, Second Team, Milwaukee

All-Defensive Teams

2017 - Patrick Beverley, First Team, Houston
 2014 - Patrick Beverley, Second Team, Houston
 1991 - Alvin Robertson, First Team, Milwaukee
 1990 - Alvin Robertson, Second Team, Milwaukee
 1989 - Alvin Robertson, Second Team, San Antonio
 1988 - Alvin Robertson, Second Team, San Antonio
 1987 - Alvin Robertson, First Team, San Antonio
 1986 - Sidney Moncrief, First Team, Milwaukee
 Alvin Robertson, Second Team, San Antonio
 1985 - Sidney Moncrief, First Team, Milwaukee
 1984 - Sidney Moncrief, First Team, Milwaukee
 1983 - Sidney Moncrief, First Team, Milwaukee
 1982 - Sidney Moncrief, Second Team, Milwaukee

NBA Titles

Scott Hastings, 1990, Detroit
 Joe Kleine, 1998, Chicago
 Corliss Williamson, 2004, Detroit

All-Star Appearances

Joe Johnson - 7 ('07, '08, '09, '10, '11, '12, '14)
 Sidney Moncrief - 5 ('82, '83, '84, '85, '86)
 Alvin Robertson - 4 ('86, '87, '88, '91)

NBA Player of the Month

Joe Johnson (East) March '08
 Sidney Moncrief December '81
 Alvin Robertson December '85

NBA All-Rookie Team

Ron Brewer, 1978-79, First Team

NBA Sixth Man of the Year

Corliss Williamson, 2001-02

NBA Defensive Player of the Year

Sidney Moncrief, 1982-83 & 1983-84
 Alvin Robertson, 1985-86

NBA Most Improved Player

Alvin Robertson, 1985-86, San Antonio



Joe Johnson reached a historic milestone in 2016-17, becoming the 42nd player in NBA history to score 20,000 career points.

ALL-TIME NBA ROSTER

Corey Beck

Charlotte Hornets (1996, 1998), Detroit Pistons (1999),
 Charlotte Hornets (1999)

Patrick Beverley

Houston Rockets (2013-17), Los Angeles Clippers (2017-19)

Ron Brewer

Portland Trailblazers (1979-80, 1981), San Antonio Spurs (1981,
 1982), Cleveland Cavaliers (1982, 1983), Golden State Warriors
 (1983, 1984), San Antonio Spurs (1984, 1985) New Jersey Nets
 (1985), Chicago Bulls (1986), Cleveland Cavaliers (1986)

Ronnie Brewer

Utah Jazz (2007-10), Memphis Grizzlies (2010), Chicago Bulls
 (2011-12), New York Knicks (2013), Oklahoma City Thunder
 (2013), Chicago Bulls (2014), Houston Rockets (2014)

Tony Brown

Indiana Pacers (1985), Chicago Bulls (1986), New Jersey Nets
 (1987), Houston Rockets (1989), Milwaukee Bucks (1989-90),
 Los Angeles Lakers (1991), Utah Jazz (1991), Los Angeles
 Clippers (1992), Seattle Sonics (1992)

Coty Clarke

Boston Celtics (2016)

Todd Day

Milwaukee Bucks (1993-95, 1996), Boston Celtics (1996-97),
 Miami Heat (1998), Phoenix Suns (2000),
 Minnesota Timberwolves (2001)

Courtney Fortson

Los Angeles Clippers (2012), Houston Rockets (2012)

Daniel Gafford

Chicago Bulls (2019)

Scott Hastings

New York Knicks (1983), Atlanta Hawks (1983-88), Miami Heat
 (1989), Detroit Piston (1990-91), Denver Nuggets (1992-93)

Dusty Hannahs

Memphis Grizzlies (2019)

Steven Hill

Oklahoma City Thunder (2009)

Derek Hood

Charlotte Hornets (2000)

Byron Irvin

Portland Trailblazers (1990), Washington Bullets (1991, 1993)

Dontell Jefferson

Charlotte Bobcats (2009)

Joe Johnson

Boston Celtics (2002), Phoenix Suns (2002-05), Atlanta Hawks
 (2006-12), Brooklyn Nets (2013-15, 2016), Miami Heat (2016),
 Utah Jazz (2017), Houston Rockets (2018), Detroit Pistons
 (2019)

Joe Kleine

Sacramento Kings (1986-88, 1989), Boston Celtics (1989-93),
 Phoenix Suns (1994-96, 1997), Los Angeles Lakers (1997), New
 Jersey Nets (1997), Chicago Bulls (1998), Phoenix Suns (1999),
 Portland Trailblazers (2000)

Andrew Lang

Phoenix Suns (1989-92), Philadelphia 76ers (1993), Atlanta
 Hawks (1994-95, 1996), Minnesota Timberwolves (1996),
 Milwaukee Bucks (1997-98), Chicago Bulls (1999), New York
 Knicks (2000)



Corliss Williamson was the No. 13 pick by the Sacramento Kings in the 1995 NBA Draft.

Daryl Macon

Dallas Mavericks (2019), Miami Heat (2019)

Lee Mayberry

Milwaukee Bucks (1993-96), Vancouver Grizzlies (1997-99)

Clint McDaniel

Sacramento Kings (1996)

Melvin McGaha

New York Knicks (1949)

Oliver Miller

Phoenix Suns (1993-94), Detroit Pistons (1995), Toronto
 Raptors (1996), Dallas Mavericks (1997), Toronto Raptors (1997-
 98) Sacramento Kings (1999), Phoenix Suns (2000), Minnesota
 Timberwolves (2004)

Sidney Moncrief

Milwaukee Bucks (1980-89), Atlanta Hawks (1991)

Isaiah Morris

Detroit Pistons (1993)

Jannero Pargo

Los Angeles Lakers (2003, 2004), Toronto Raptors (2004), Chi-
 cago Bulls (2004-06), New Orleans Hornets (2007-08), Chicago
 Bulls (2010), Atlanta Hawks (2012), Washington Wizards (2013),
 Atlanta Hawks (2013) Charlotte Bobcats/Hornets (2013-15)

Bobby Portis

Chicago Bulls (2016-19); Washington Wizards (2019); New York
 Knicks (2019)

Alvin Robertson

San Antonio Spurs (1985-89), Milwaukee Bucks (1990-92, 1993),
 Detroit Pistons (1993), Toronto Raptors (1996)

Dean Tolson

Seattle Supersonics (1975, 1977-78)

Darrell Walker

New York Knicks (1984-86), Denver Nuggets (1987), Washington
 Bullets (1988-91), Detroit Pistons (1992, 1993), Chicago Bulls
 (1993)

Sonny Weems

Denver Nuggets (2009), Toronto Raptors (2010-11), Phoenix
 Suns (2016), Philadelphia 76ers (2016)

Corliss Williamson

Sacramento Kings (1996-2000), Toronto Raptors (2001), Detroit
 Pistons (2001-04), Philadelphia 76ers (2005), Sacramento
 Kings (2005-07)



LETTERWINNERS

A

Abron, Devonta	2012	Seagoville, Texas
Adams, Elmo	1950	Beebe, Ark.
Adams, Johnny	1939, 40, 41	Beebe, Ark.
Adams, Marvin	1952, 53, 54	Caddo, Okla.
Adams, O'Neal	1940, 41, 42	Beebe, Ark.
Adams, Robert	1948, 1950	Mulberry, Ark.
Adams, Rolla	1924, 25, 26	
Adebayo, Sunday	1998	Benin City, Nigeria
Alexander, Glendon	1997	Carrollton, Texas
Allison, Kent	1975	South Bend, Ind.
Ambler, Robert	1949, 50, 51	Texarkana, Ark.
Anderson, Bobby	1961, 62	Pine Bluff, Ark.
Ayers, James	1926	Dierks, Ark.

B

Babb, Nick	2015	Arlington, Texas
Bailey, Adrio	2017, 18, 19	Clarence, La.
Bailey, Alvin	1979	West Helena, Ark.
Baker, Carl	2000, 01, 02, 03	Palestine, Ark.
Baker, Shawn	1987, 88	Tulsa, Okla.
Balentine, Charles	1982, 83, 84, 85	Newport, Ark.
Bane, Jim	1963, 64	Branson, Mo.
Barford, Jaylen	2017, 18	Jackson, Tenn.
Barnes, Alton	1970	Pine Bluff, Ark.
Barnett, Jerald	1954, 55, 56	Harrison, Ark.
Bass, Jody	1972, 73	Denton, Texas
Bates, Steve	1978	Fort Wayne, Ind.
Beall, Elstner	1933	
Beard, Anton	2015, 16, 17, 18	N. Little Rock, Ark.
Beck, Corey	1993, 94, 95	Memphis, Tenn.
Bedford, Darryl	1983, 84	Smyrna, Ga.
Bell, Anthlon	2013, 14, 15, 16	Memphis, Tenn.
Bennett, Chris	1976, 78	Little Rock, Ark.
Benton, James	1937, 38	Fordyce, Ark.
Beverley, Patrick	2007, 08	Chicago, Ill.
Biggers, Ray	1992, 93, 94	Houston, Texas
Biley, Ken	1991, 92, 93, 94	Pine Bluff, Ark.
Birden, Robert	1974, 75, 76	Pine Bluff, Ark.
Blackburn, Clifford	1924	Danville, Ark.
Blackmon, Jamar	2003, 04	Little Rock, Ark.
Blasingame, John	1960, 61	Monette, Ark.
Borgsmiller, John	1950	
Boss, Ora Lee	1958, 59	Green Forest, Ark.
Bowers, Arlyn	1989, 90, 91	Memphis, Tenn.
Box, Larry	1972	Leachville, Ark.
Boyer, Tommy	1961, 62, 63	Fort Smith, Ark.
Bradley, A.B.	1942, 43	Clinton, Ark.
Bradley, Pat	1996, 97, 98, 99	Everett, Mass.
Brady, Harold	1937, 38	
Brannon, Robert	1983	Columbia, S.C.
Brasfield, Travis	1932, 33, 34	
Brewer, Ron	1976, 77, 78	Fort Smith, Ark.
Brewer, Ronnie	2004, 05, 06	Fayetteville, Ark.
Briggs, E.J.	1940	
Britt, Marcus	2008, 09, 10, 11	Madison, Ark.
Britt, Maurice	1939	Lonoke, Ark.
Brodie, Frank	1936, 37	
Brown, Mike	1972	White Hall, Ark.
Brown, Tony	1979, 80, 81, 82	Chicago, Ill.
Bryant, Gerald	1951	Many, La.
Bryant, Glenn	2010, 11	Detroit, Mich.
Buckner, Ray	1975, 76, 77	Pine Bluff, Ark.
Burk, Houston	1925, 26, 27	
Butler, Walter "Pete"	1955, 56	Jefferson City, Mo.
Byles, Tony	1946, 47	Robeline, La.

C

Campbell, Doug	1972, 73	Lyons, Kan.
Campbell, Johnny	1947, 48	Harrison, Ark.
Carlton, Jerry	1960, 61, 62	Sheridan, Ark.
Carpenter, Gordon	1941, 42, 43	
Carpenter, Jay	1957, 58, 59	Jefferson City, Mo.
Carpenter, Mike	1986	Knoxville, Tenn.
Carter, Alan	1943	
Cathcart, James	1948, 49, 50	
Chambers, Lendon	1939	
Chaney, Reggie	2019	Tulsa, Okla.

Clark, Andre	2009	N. Little Rock, Ark.
Clark, Carter	2001	Springfield, Mo.
Clarke, Coty	2013, 14	Birmingham, Ala.
Clarke, Rotnei	2009, 10, 11	Verdigris, Okla.
Cleveland, T.J.	1999, 2000, 01, 02	Birmingham, Ala.
Clifton, Gus	1932	
Coffman, M.B. "Skippy"	1962, 63	Little Rock, Ark.
Coleman, Paul	1948, 49	
Cone, Benton	1967, 68, 69	Wilmot, Ark.
Cook, Arlando	2017, 18	St. Louis, Mo.
Cook, Orval	1964, 65, 66	Cleveland, Okla.
Copeland, Jody	1945	
Corzine, Corky	1976	Florissant, Mo.
Counce, Jim	1975, 76, 77, 78	Memphis, Tenn.
Cox, Stephen	2008, 09, 10	Jonesboro, Ark.
Craft, Reggie	1979	
Crane, Jay	1984, 85, 86	Ft. Worth, Texas
Cranford, Preston	2004, 06, 07	Heber Springs, Ark.
Crawford, Roger	1993, 94	Birmingham, Ala.
Credit, Mario	1987, 88, 89, 90	Kansas City, Kan.
Croighton, Milan	1929, 30, 31	Gothenberg, Neb.
Crockett, James	1978, 79	West Helena, Ark.
Cutts, Willie	1983	Fort Worth, Texas

D

Davis, Brandon	1998, 99, 2000, 01	Camden, Ark.
Davis, Kendrick	2003, 04	Houston, Texas
Davis, Nick	1996, 97, 98	Columbia, S.C.
Davis, Shawn	1989, 90, 91, 92	Maud, Texas
Day, Terry	1955, 56, 57	Magnolia, Ark.
Day, Todd	1989, 90, 91, 92	Memphis, Tenn.
Dean, Brandon	1999, 2000, 01, 02	Monroe, La.
DeBose, Keenan	1983, 84	Killeen, Texas
Delph, Marvin	1975, 76, 77, 78	Conway, Ark.
Dickson, Joe	1955, 56, 57	Little Rock, Ark.
Dillard, Alex	1994, 95	Bassemer, Ala.
Donaldson, John	1938	
Dunn, Wayne	1956, 57, 58	Hampton, Ark.
Durham, Jabril	2015, 16	
Dykes, Jimmy	1982, 83, 84	Fayetteville, Ark.

E

Eddins, Blake	2000, 01, 02, 03	Montgomery, Ala.
Eidson, Harold	1929	Centerville, Ark.
Eldridge, James	1968, 69, 70	Green Forest, Ark.
Elkins, Orval	1952, 53, 54	Minden, La.
Embery-Simpson, Keyshawn	2019	Midwest City, Okla.
Engskov, John	1994, 95, 96	Berryville, Ark.
Ervin, Gary	2007, 08	Brooklyn, N.Y.

F

Famutimi, Olu	2004, 05	Flint, Mich.
Farmer, Jemal	2010, 11	Chicago, Ill.
Ferguson, Eric	2003, 04, 05, 06	Long Island, N.Y.
Fletcher, Clyde	1991, 92	Memphis, Tenn.
Flynt, Bill	1944, 45, 46	Lonoke, Ark.
Fortson, Courtney	2009, 10	Montgomery, Ala.
Foster, Pat	1959, 60, 61	Emerson, Ark.
Freeman, Allie	1985, 86, 87, 88	Little Rock, Ark.
Freeman, Wally	1966, 67	Sheridan, Ark.
Frieberger, John	1939, 40, 41	Point, Texas
Friess, Brad	1979, 80, 81, 82	Austin, Texas
Fulton, John	1935	Malvern, Ark.

G

Gafford, Daniel	2018, 2019	El Dorado, Ark.
Gammill, Gerald	1939, 40	
Garner, Ronnie	1959, 60, 61	Hot Springs, Ark.
Gehring, Ken	1977	Akron, Ohio
Gibson, Ray	1931, 32, 33	Prairie Grove, Ark.
Gilbert, Jason	1999	Mountain View, Ark.
Gilliland, Elwin	1935, 36, 37	Beebe, Ark.
Gipson, Teddy	1999, 2000, 01, 02	Farmerville, La.
Gomez, Dionisio	2000, 01, 02, 03	Fayetteville, Ark.
Green, Steve	1997	Monticello, Ark.
Grim, Fred	1956, 57, 58	Green Forest, Ark.
Grindle, LaVerne	1959, 60	Overton, Texas
Grisham, Larry	1957, 58	Jonesboro, Ark.
Grisham, Larry	1969	White Hall, Ark.
Guess, Charles	1965, 66	
Gulley III, Fred	2013, 14	Fayetteville, Ark.

H

Hagood, Leslie	1938	
Haizlip, Ralph	1927, 28	Hot Springs, Ark.
Hale, Arthur	1927, 28, 29	Fayetteville, Ark.
Hale, Harrison, Jr.	1930	Fayetteville, Ark.
Hall, Antwon	1996	Chicago, Ill.
Hall, Darius	2018	Little Rock, Ark.
Hamilton, Ray	1936, 37, 38	Lonoke, Ark.
Hankins, Justin	1999	Elkins, Ark.
Hankins, Zane	1958, 59	Newport, Ark.
Hannahs, Dusty	2016, 17	Little Rock, Ark.
Harris, Alandise	2014, 15	Little Rock, Ark.
Harris, Jalen	2019	Wilson, N.C.
Hastings, Scott	1979, 80, 81, 82	Independence, Kan.
Hawkins, Darrell	1989, 90, 92, 93	Prairie View, Texas
Haydar, Kikko	2011, 12, 13, 14	Fayetteville, Ark.
Hays, Dennie	1936	
Hazen, Brachen	2017	Columbia City, Ind.
Heider, Joel	1971, 72	Kansas City, Kan.
Henderson, Ethan	2019	Little Rock, Ark.
Henderson, Jethro	1930	Hot Springs, Ark.
Henry, Jason	2009	West Memphis, Ark.
Hess, Jack	1950, 51	Verden, Okla.
Hester, Bill (Toar)	1951	Hall Summit, La.
Hickey, Howard	1939, 40, 41	Clarksville, Ark.
Hill, Steven	2005, 06, 07, 08	Branson, Mo.
Hilliard, Keith	1980	Memphis, Tenn.
Hogue, Larry	1962, 63, 64	North Little Rock, Ark.
Holmes, Jonathan	2017, 18, 19	Columbia, Ill.
Holt, Ken	1929, 30, 31	
Honea, Robert	1942	
Honea, Elmer	1935	Fayetteville, Ark.
Hood, Derek	1996, 97, 98, 99	Kansas City, Mo.
Horrell, Scott	1980	Marmaduke, Ark.
Horsell, J.L.	1934, 35, 36	
Horst, Howard	1928	
Horton, Clifford	1947, 48	Marshall, Ark.
Howell, Jim Lee	1934, 35, 36	Lonoke, Ark.
Howell, Lenzie	1989, 90	Dallas, Texas
Hudspeth, Gerald	1949, 50	St. Joe, Ark.
Huery, Ron	1987, 88, 90, 91	Memphis, Tenn.
Hunter, Vincent	2004, 06, 07, 08	Little Rock, Ark.
Hurd, Anthony	1987	Kansas City, Mo.
Hutchison, Kenny	1985, 86, 87	New York, N.Y.

I

Irvin, Byron	1985, 86	Chicago, Ill.
--------------	----------	---------------

J

Jay, Jim	1963, 64	Lincoln, Ark.
Jefferies, Chris	1999	Fresno, Calif.
Jefferson, Dontell	2005, 06	Lithonia, Ga.
Jelks, J.L.	1931, 32, 33	Jonesboro, Ark.
Jenkins, Lorenzo	2016	Naples, Fla.
Jennings, Jason	1998, 99	Bald Knob, Ark.
Joe, Isaiah	2019	Fort Smith, Ark.
Johnson, Delvon	2010, 11	Chicago, Ill.
Johnson, Joe	2000, 01	Little Rock, Ark.
Joliff, Charles	1944, 45, 46	Manila, Ark.
Jones, Ben	1943, 44	Watlenson, Ark.
Jones, C.J.	2017, 18	Birmingham, Ala.
Jones, Loyd	1960	Lincoln, Ark.
Jones, Mason	2019	Desoto, Texas
Jones, Matt	2002, 04	Fort Smith, Ark.
Jones, Michael	2002, 03, 04, 05	Little Rock, Ark.
Jordan, Berry	2002	Jacksonville, Fla.

K

Kays, Paul	1928	Fayetteville, Ark.
Kearns, Kenneth	1945, 46, 48	
Kearns, Walter	1951, 52, 53	Denton, Texas
Keeling, Lance	1997, 99	St. Joe, Ark.
Keeter, Danny	1969, 70	Mountain Home, Ark.
Kelly, Carey	1980, 81, 82, 83	Canton, Miss.
Kendall, Bruce	1931, 32, 33	Berryville, Ark.
Kimbrell, Jacky	1967, 68, 69	Turrell, Ark.
King, Cyrus	1924, 25	Stuttgart, Ark.
Kingsley, Moses	2014, 15, 16, 17	Abuja, Nigeria
Kissee, Jim	1964, 65	Marshfield, Mo.
Kitchen, Robert	1983, 84	Muskegon Heights, Mich.
Kleine, Joe	1983, 84, 85	Slater, Mo.



Kok, George 1945, 46, 47, 48 Grand Rapids, Mich.
Kouassi, Willy 2016 Abidjan, Ivory Coast
Kretschmar, Joe 1956 Jefferson City, Mo.

L
Lambert, Eugene, Jr. 1951, 52, 53 Fayetteville, Ark.
Lambert, Eugene, Sr. 1928, 29 Augusta, Ark.
Lane, Alonzo 2000, 01, 02, 03 Canton, Miss.
Lang, Andrew 1985, 86, 87, 88 Pine Bluff, Ark.
Lee, Almer 1970, 71 Fort Smith, Ark.
Lewis, Tryon 1952 Fayetteville, Ark.
Linn, Warren 1990, 92, 93 Tulsa, Okla.
Lively, Charles 1943 Des Arc, Ark.
Lockard, Don 1936, 37, 38
Logue, Donald 1950 Fayetteville, Ark.
Lucas, Mike 1985 Dallas, Texas
Lucke, Joel 1951, 52, 53 Pine Bluff, Ark.
Lunday, Kenneth 1935, 36 Miami, Okla.

M
Macon, Daryl 2017, 18 Little Rock, Ark.
Madden, Rashad 2012, 13, 14, 15 Lepanto, Ark.
Magness, Jim 1963, 64 Hot Springs, Ark.
Mann, Marvin 1961 Hickory, Va.
Marks, Larry 1988, 89, 90 Columbia, Tenn.
Martin, Elmer 1992, 93, 94, 95 Memphis, Tenn.
Martin, Neal 1938, 39 Texarkana, Ark.
Martin, Robert 1936, 37
Mayberry, Lee 1989, 90, 91, 92 Tulsa, Okla.
McAlister, Leslie (Mack) 1968, 70 Jonesboro, Ark.
McClary, Cam 1977 Marshfield, Wis.
McCurdy, Sean 2006, 07 Westport, Conn.
McConnell, J.D. 1964, 65, 66 Fayetteville, Mo.
McDaniel, Clint 1992, 93, 94, 95 Tulsa, Okla.
McDonald, Leo 1954, 55 Many, La.
McGaha, Melvin 1944, 45, 46, 47 Oak Grove, La.
McGowan, Cyrus 2006, 07 Meridian, Miss.
McGuire, J.C. 1924
McKellar, Philip 1987 North Little Rock, Ark.
McKenzie, Robert 1968, 69, 70 White Hall, Ark.
Medlock, Rickey 1973, 74, 75 Cave City, Ark.
Merritt, Reggie 1993, 94, 95, 96 Little Rock, Ark.
Mickelson, Hunter 2012, 13 Jonesboro, Ark.
Miles, Keaton 2015, 16 Dallas, Texas
Miller, Oliver 1989, 90, 91, 92 Ft. Worth, Texas
Miller, D. L. 1950, 51 Van Buren, Ark.
Mills, William 1985, 86 Perkins, Ga.
Mitchell, A.E. 1930
Mitchell, Brandon 2012 Amite, La.
Modica, Jonathon 2003, 04, 05, 06 Smackover, Ark.
Moncrief, Sidney 1976, 77, 78, 79 Little Rock, Ark.
Monk, Marcus 2005 Lepanto, Ark.
Moody, Taft 1933, 34
Mooney, Fred 1970, 71 Jonesboro, Ark.
Moore, Brandon 2009 New Orleans, La.
Moore, Stephan 1985, 86, 87, 88 Cushing, Okla.
Morris, Isaiah 1991, 92 Richmond, Va.
Morrison, Alan 1960, 61 Texarkana, Ark.
Mosiman, Jake 2016 Lawrence, Kan.
Mukubu, Wen 2003, 04 Miami, Fla.
Munsey, Sammy 2006 Little Rock, Ark.
Murphy, Tom 1931, 32, 33 Batesville, Ark.
Murphy, Vernon 1971, 72 Texarkana, Texas
Murry, Ernie 1990, 91 Wabbeska, Ark.

N
Nash, Eugene 1979, 80, 81, 82 Tyroneza, Ark.
Newby, Jack 1934 Little Rock, Ark.
Nichols, Deno 1944
Nobles, Julysses 2010, 11, 12 Jackson, Miss.
Norton, Ricky 1981, 82, 83, 84 Okolona, Ark.
Nutt, Houston 1977 Little Rock, Ark.

O
Oliver, Tom 1930 Jacksonville, Ark.
Oshabuohien, Gabe 2018, 19 Toronto, Canada

P
Pargo, Jannero 2001, 02 Chicago, Ill.
Parker, Curtis 1924, 26 Winthrop, Ark.
Pauley, Dan 1974 Kansas City, Mo.

Peterson, Jeff 2011 Springfield, Mo.
Peterson, Keith 1979, 80, 81, 82 Little Rock, Ark.
Pharis, Billy 2004 Van Buren, Ark.
Pickell, Elbert 1924, 25, 26
Pickell, Tom 1927, 28, 29
Pickren, Jim 1929, 30, 31 Salem, Ark.
Pilgrim, Lawson 1977 Conway, Ark.
Pitts, R.C. 1940, 41, 42 Oxford, Miss.
Plummer, JT 2018 San Antonio, Texas
Poerschke, Eric 1984, 85, 86, 87 Houston, Texas
Poole, H.L. 1934, 35, 36 McGehee, Ark.
Portis, Bobby 2014, 15 Little Rock, Ark.
Powell, Marshawn 2010, 11, 13 Newport News, Va.
Prewitt, Roy 1928, 29, 30 Grady, Ark.
Price, Norman 1949, 50, 51 Mansfield, Ark.
Price, Steve 1973, 74, 75 Delray Beach, Fla.

Q
Qualls, Michael 2013, 14, 15 Shreveport, La.

R
Rankin, Tommy 1958, 59, 60 Jonesboro, Ark.
Rankin, Roxie 1944, 47 Fayetteville, Ark.
Ratliff, Mike 1984, 85, 86, 87 Brooklyn, N.Y.
Ray, Herman 1935 Little Rock, Ark.
Reed, U.S. 1978, 79, 80, 81 Pine Bluff, Ark.
Rehl, Kevin 1985, 86 Verma-Alma, Okla.
Reid, Kareem 1996, 97, 98, 99 Bronx, N.Y.
Renfro, Elza 1924 Fayetteville, Ark.
Rhoden, Clyde 1959, 60, 61 Hot Springs, Ark.
Richie, Ocie 1945
Rimac, Davor 1992, 93, 94, 95 Zagreb, Croatia
Rittman, Richard 1957, 58 Stuttgart, Ark.
Robbins, Jack 1936, 37, 38 Little Rock, Ark.
Robbins, Nobel 1941
Robertson, Alvin 1982, 83, 84 Barberton, Ohio
Robinson, Darnell 1994, 95, 96 Oakland, Calif.
Rogers, Jerry 1961, 62 North Little Rock, Ark.
Rose, Glen 1926, 27, 28 North Little Rock, Ark.
Rose, Scott 1983, 84, 85, 86 Memphis, Tenn.
Rousseau, Steve 1964, 65, 66 Dewitt, Ark.
Rowland, Tommy 1965, 66, 67 Little Rock, Ark.
Rucker, Paul 1934, 35 Bauxite, Ark.
Ruckman, Charles 1925, 26

S
Sagely, Floyd 1952, 53, 54 Van Buren, Ark.
Sailer, Bill 1952, 53 Branson, Mo.
Sanchez, Michael 2009, 10, 11, 12 Springdale, Ark.
Satchell, Larry 2000, 01, 02, 03 Waco, Texas
Saulsberry, Daryll 1975, 76 Albuquerque, N.M.
Schall, Steve 1976, 77, 78, 79 Raytown, Mo.
Schoonover, Wear 1928, 29, 30 Pocahontas, Ark.
Schulte, Jack 1974, 75, 76 Ellisville, Mo.
Schumchyk, Frank 1944, 45, 46 Long Island, N.Y.
Schumchyk, Mike 1944, 45, 46 Long Island, N.Y.
Scott, Darryl 1985, 86 Wynne, Ark.
Scott, David 1979 South Bend, Ind.
Scott Jr., Rickey 2011, 12, 13, 14 Irving, Texas
Scott, Tim 1987, 88 Little Rock, Ark.
Scroggins, Carroll 1953, 54, 55 Center Ridge, Ark.
Searles, John 1971 Pine Bluff, Ark.
Self, David 1966, 67, 68 El Dorado, Ark.
Self, Jewell 1959 Little Rock, Ark.
Sexton, Doc 1931, 32, 33
Shaw, Raymond 1952, 53, 54 Lafayette, La.
Shepherd, Robert 1992, 93 Chicago, Ill.
Sills, Desi 2019 Jonesboro, Ark.
Simmons, Tristan 2016 El Dorado, Ark.
Sims, Keith 1944
Skulman, Greg 1980, 81, 82 Ozark, Ark.
Smith, Buddy 1954, 55, 56 DeQueen, Ark.
Smith, Glenn 1939
Smith, Norman 1954, 55, 56 Bucyrus, Ohio
Smith, Sammie 1950, 51, 52 Little Rock, Ark.
Sneed, Brice 1959 Green Forest, Ark.
Snively, John 1982, 83 Pawhuska, Okla.
Southerland, Billy 1940 Pendleton, Texas
Spears, Roger 1972, 73, 74 Tulsa, Okla.
Spivey, Davion 2013 Ruston, La.
Steele, Harold 1925, 26, 27

Stephens, Gary 1967, 68, 69 N. Little Rock, Ark.
Stevens, Ty 2019 Republic, Mo.
Stewart, Dwight 1993, 94, 95 Memphis, Tenn.
Stolzer, Lawrence 1957, 58 Little Rock, Ark.
Stroud, Steve 1976, 77 Batesville, Ark.
Sugg, Ricky 1964, 65, 66 Berryville, Ark.
Sullinger, J.J. 2002 Columbus, Ohio
Sullivan, Rashard 2003, 04, 05 Ft. Lauderdale, Fla.
Sutton, Leroy 1980, 82, 83, 84 South Bend, Ind.

T
Talkington, John 1964, 65, 67 Midwest City, Okla.
Tanneberger, Ricky 1968, 69, 70 Little Rock, Ark.
Tatum, Charles 2000, 01, 02, 04 Midland, Texas
Terry, Charles 1975, 76 Emporia, Kan.
Terry, Martin 1972, 73 Emporia, Kan.
Thomas, Charles 2005, 06, 07, 08 Jackson, Miss.
Thomas, Dustin 2017, 18 Texarkana, Texas
Thompson, Ali 1996, 97, 98 Jonesboro, Ark.
Thompson, Harry 1957, 58, 59 Mount Pleasant, Ark.
Thompson, Matt 2012 Plano, Texas
Thompson, Trey 2015, 16, 17, 18 Madison, Ark.
Thurman, Scotty 1993, 94, 95 Ruston, La.
Tolson, Dean 1972, 73, 74 Kansas City, Mo.
Townes, Darian 2005, 06, 07, 08 Alexandria, Va.
Towns, Marlon 1996 Memphis, Tenn.
Trapp, Charles 1930 Little Rock, Ark.
Trumbo, Donald 1956 Fayetteville, Ark.
Trumbo, Trey 1976, 77 Fayetteville, Ark.
Tuck, Henry 1937

V
Vint, Bobby 1968, 70, 71 North Little Rock, Ark.
Vogel, Warren 1963, 64 Marion, Kan.

W
Wade, Mardracus 2011, 12, 13, 14 Memphis, Tenn.
Wagner, DeQuavious 2013, 14 Alexandria, La.
Waihe, Marvell 2011, 12 Toronto, Canada
Walker, Chris 1997, 98, 99, 00 Pine Bluff, Ark.
Walker, Darrell 1981, 82, 83 Chicago, Ill.
Walker, J.W. 1952 Russellville, Ark.
Wallace, Roosevelt 1991, 92 Cleveland, Ohio
Wallace, Tariq 1997, 98 Richmond, Va.
Waller, P.T. "Duddy" 1951 Emerson, Ark.
Washington, Mike 2007, 08, 09, 10 McGehee, Ark.
Watkins, Manuale 2014, 15, 16, 17 Fayetteville, Ark.
Watts, Donnie 1969, 71 Hot Springs, Ark.
Weems, Sonny 2007, 08 West Memphis, Ark.
Welsh, Stef 2007, 08, 09, 10 Newport News, Va.
West, James 1950, 51 Van Buren, Ark.
Wheeler, Paul 1944, 45, 46
Whitby, Cannon 1987, 88, 89, 90 Obion County, Tenn.
White, Dennis 1972, 73, 74 Independence, Mo.
Whitley, Manuel 1950, 53 Bismarck, Ark.
Whitney, Guy 1996, 97, 98 Bentonville, Ark.
Whitt, Jimmy 2016 Columbia, Mo.
Williams, Alvin 1946, 47, 48
Williams, Jacorey 2013, 14, 15 Birmingham, Ala.
Williams, Landis 1995, 96, 97, 98 Tulsa, Okla.
Williams, Robert 1949, 50, 51 Billings, Mo.
Williamson, Corliss 1993, 94, 95 Russellville, Ark.
Wilson, Jessie 1942, 43
Wilson, Jim 1962, 63 Cherry Valley, Ark.
Wilson, Lee 1994, 95, 96, 97 Waco, Texas
Wilson, Keith 1987, 88, 89 Fort Smith, Ark.
Windle, James 1959 Miami, Okla.
Wofford, Larry 1961, 62, 63 Fort Smith, Ark.
Wynne, Clayton 1941, 42, 43 Hulbert, Ark.

Y
Young, BJ 2012, 13 St. Louis, Mo.
Young, Mike 1978, 79, 80, 81 Wolflake, Ind.
Young, Ott 1942

Z
Zahn, Alan 1977, 78, 79, 80 Albuquerque, N.M.



ARKANSAS SPORTS HALL OF FAME

Established in January, 1959, to honor individuals who have made a special contribution to athletics in Arkansas. Only inductees that coached, played or were closely affiliated with University of Arkansas athletics are listed.

- 1959 Jim Lee Howell, football; Wear Schoonover, football
- 1960 Jim Benton, football; John Barnhill, football, college athletics; Steve Creekmore, football, golf
- 1961 Hugo Bezdek, football, baseball
- 1962 None
- 1963 Clyde Scott, football, track; George Cole, football, college athletics; Russell May, football
- 1964 **Glen Rose, basketball, football**; Dan Estes, football
- 1965 **Gordon Carpenter, basketball**; **Tom Murphy, basketball, football**; J.L. Carter, football
- 1966 Francis Schmidt, football
- 1967 Frank Broyles, football, college athletics
- 1968 Howard "Red" Hickey, football; Gene "Sodie" Davidson, football
- 1970 **Melvin McGaha, baseball, basketball**, football; Fred Thomsen, football
- 1971 Wilson Matthews, football; Pat Summerall, football
- 1972 Maurice "Footsie" Britt, football; Dave Hanner, football; Boyd Cypert, college athletics
- 1973 Ray Hamilton, football; Sam Coleman, high school athletics
- 1974 Jack Robbins, football
- 1975 Miller Barber, golf; Lamar McHan, football
- 1976 Billy Ray Smith, Sr., football
- 1977 Leon "Muscles" Campbell, football; **Tom Pickell, basketball**
- 1978 Fred Williams, football
- 1979 Lance Alworth, football; **Johnny Adams, basketball**
- 1980 Barry Switzer, football
- 1981 Clifford Shaw, officiating; Jim Mooty, football; Wayne Harris, football
- 1982 Aubrey "Cobb" Fowler, football, track; Milan Creighton, football

- 1983 Lou Holtz, football; **Eddie Sutton, basketball**
- 1984 Fred Akers, football; Kay Eakin, football
- 1985 **Eugene Lambert, basketball**; Floyd Sagely, football
- 1986 Loyd Phillips, football; W. Howard Pearce, football, stadium management
- 1987 John McDonnell, track; Jim Lindsey, football; Alton Baldwin, football
- 1988 **George Kok, basketball**; Dwight Sloan, football; Lewis Carpenter, football
- 1989 Ken Hatfield, football; Harold Horton, football; Brad Scott, football; R.H. Sikes, golf
- 1990 Henry Moore, football
- 1991 Norm DeBriyn, baseball; **Pat Foster, basketball**; Gerald Nesbitt, football
- 1992 Preston Carpenter, football; Dan Hampton, football
- 1993 **Sidney Moncrief, basketball**; Buddy Bob Benson, football
- 1994 Joe Ferguson, football; **Ron Brewer, basketball**; **Ike Poole, football, basketball**
- 1995 Billy Ray Smith, Jr., football; Chuck Dicus, football
- 1996 Bill Burnett, football; Kevin McReynolds, baseball; Raymond Peters, football
- 1997 Bill Montgomery, football; Billy Moore, football; Mike Conley, track & field
- 1998 **Nolan Richardson, basketball**; **Marvin Delph, basketball**; Jimmy Johnson, football; Firmon Bynum, football
- 1999 Ronnie Caveness, football; Jerry Jones, football
- 2000 **Tommy Boyer, basketball**; Bobby Burnett, football
- 2001 Orville Henry, journalism; Jerry Lamb, football; Ken Turner, football
- 2002 Steve Atwater, football; Brandon Burlsworth, football; **Joe Kleine, basketball**; Cliff Powell, football
- 2003 O'Neale Adams, football; Louis Schaufele, football, baseball; **Darrell Walker, basketball**
- 2004 Jesse Branch, football; Bud Campbell, journalism; Bud Canada, football; Steve Cox, football; Wayne Martin, football
- 2005 William "Bud" Brooks, football; **Scott Hastings, basketball**

- 2006 Gary Anderson, football; John Daly, golf; Paul Eells, television and radio play-by-play; **Fred Grim, basketball**; Bettye Fiscus Dickey, women's basketball
- 2007 Bobby Crockett, football; Tom Pagnozzi, baseball; George Walker, football; Jim Elder, journalism
- 2008 **Todd Day, basketball**; Bruce James, football; Jon Richardson, football
- 2009 Martine Bercher, football; R.C. Thielemann, football; **Corliss Williamson, basketball**; Jarrell Williams, football
- 2010 Bill Ferrell, trainer and baseball coach; Leotis Harris, football; **Scotty Thurman, basketball**; 1964 National Championship football team
- 2011 Dick Bumpas, football; **Jerry Carlton, basketball**; Ben Cowins, football; Quinn Grove, football; Cliff Horton, football; Cliff Lee, baseball
- 2012 Harry Jones, football; **Lee Mayberry, basketball**; **U.S. Reed, basketball**; Bob Ford, football; **1994 National Championship basketball team**
- 2013 Stacy Lewis, golf; Frank O'Mara, track & field
- 2014 David Bazzel, football; Gary Blair, women's basketball; Dennis "Dirt" Winston, football
- 2015 **Pat Bradley, basketball**; Ron Calcagni, football; Stephen Jones, football; Bowden Wyatt, football; Christy Smith, women's basketball
- 2016 **Almer Lee, basketball**; Greg Koch, football, Fred Marshall, football, Niall O'Shaughnessy, XC and track & field
- 2017 Darren McFadden, football; Larry Jackson, football
- 2018 Kevin Scanlon, football; Brison Manor, football; Dean Weber, training; Jerry Eckwood, football; Shawn Andrews, football
- 2019 Gary Adams, football; Madre Hill, football; Houston Nutt, football

UNIVERSITY OF ARKANSAS SPORTS HALL OF HONOR

The University of Arkansas Sports Hall of Honor was established in 1988 as a means of honoring the all-time great athletes and coaches that have done so much in establishing a tradition of excellence in University of Arkansas athletics. Only former Razorback lettermen are allowed to vote.

- 1988 Lance Alworth, John Barnhill, Frank Broyles, **Sidney Moncrief, Glen Rose**, Clyde Scott
- 1989 Jim Benton, George Cole, Wayne Harris, Wilson Matthews, Kevin McReynolds, **Wear Schoonover**
- 1990 Miller Barber, **Mel McGaha**, John McDonnell, Loyd Phillips, Jack Robbins, Jim Lee Howell
- 1991 Leon Campbell, Mike Conley, Norm DeBriyn, Dan Hampton, Dave Hanner, Fred Williams
- 1993 **Ron Brewer**, Chuck Dicus, Joe Ferguson, Lamar McHan, Pat Summerall
- 1994 **George Kok**, Maurice Britt, Bill Ferrell, Steve Little, Bettye Fiscus, Billy Ray Smith Sr., Niall O'Shaughnessy, John Daly
- 1995 Bill Burnett, Ken Hatfield, **Eddie Sutton**, R.H. Sikes, Tim Lollar, J. William Fulbright, Bud Brooks
- 1996 Preston Carpenter, Bob Cheyne, Joe Falcon, **Eugene Lambert**, Bill Montgomery, Billy Moore, **Nolan Richardson**, Barry Switzer, Melody Syc
- 1997 Harold Horton, Jim Mooty, Lon Farrell, Billy Ray Smith, Jr., Johnny Ray, Frank O'Mara, Jim Lindsey, Henry Moore, Floyd Sagely
- 1998 Steve Atwater, **Marvin Delph**, Paul Donovan, Bev Lewis, Eddie Bradford, **Ike Poole**, Steve Creekmore, Sr.
- 1999 Fred Akers, **Tommy Boyer**, Ronnie Caveness, Jimmy Johnson, Gordon Long, Gerald Nesbitt, Tom Pagnozzi, Stanley Redwine, George Walker
- 2000 Jesse Branch, Bobby Burnett, Lew Carpenter, Delmonica DeHorney, Howard "Red" Hickey, Jeff King, **Joe Kleine**, Tom Murphy, Dean Weber

- 2001 Alton Baldwin, Jim Bone, Deena Drossin, **Pat Foster**, Quinn Grove, Glen Ray Hines, Cliff Powell, Reuben Reina, Jarrell Williams
- 2002 **Todd Day**, Bobby Crockett, Martine Bercher, Rick Schaeffer, Deane Pappas, Amber Nicholas Shirey, Harold E. "Sonney" Henson, Ronnie Underwood, Ray Hamilton
- 2003 **Johnny Adams**, Gary Anderson, Bud Canada, Chip Hooper, Fred Marshall, Jerry Mazzanti, Cynthia Moore, Scott Tabor, **Corliss Williamson**
- 2004 Brandon Burlsworth, **Jerry Carlton**, Peter Doohan, Harry Jones, Jerry Jones, Seneca Lassiter, Wayne Martin, **Lee Mayberry**, Tracy Webb Rice
- 2005 Dick Booth, Bill Gray, Leotis Harris, **Scott Hastings**, Steve Krueger, Jerry Lamb, Jon Richardson, Christy Smith, R.C. Thielemann
- 2006 Scott Bull, Dick Bumpas, Jay Donathan, Ron Hightower, Bobby Proctor, Louis Schaufele, **Martin Terry**, Amy Yoder Begley, Lance Harter
- 2007 Jim Barnes, Jackie Brasuell, Ben Cowins, Megan Flowers, Dean Garrett, Brenden Pappas, Randy Stewart, Phillip Stidham, **Scotty Thurman**
- 2008 Rodney Brand, Tommy Brasher, Bruce James, Daniel Lincoln, Ryan Lundquist, George McKinney, Gi-Gi Miller, **Darrell Walker**, Steed White
- 2009 Shawn Andrews, Richard Bell, Ron Calcagni, Veronica Campbell-Brown, **Dr. Jim Counce**, Alistair Cragg, Billy Joe Moody, Tom Pucci
- 2010 Bubba Carpenter, **Milan Creighton**, Ike Forte, Karen Gorham, Greg Koch, Kevin Scanlon, **U.S. Reed**, Tracy Robertson, Terry Don Phillips, Erick Walder, Jim Williams
- 2011 Gary Adams, Steve Cox, Jessica Koch Dailey, **Fred Grim**, **Almer Lee**, Brison Manor Jr., Jessica Field Phelan, Godfrey Siamusiye, Pat Serret, Jimmy Walker
- 2012 Edrick Floreal, **Andrew Lang**, Bill McClard, Bruce Maxwell, Ronn Reynolds, **Clyde Rhoden**, Jody Rittenhouse, Lisa Sparks, Terry Stewart, Dennis Winston

- 2013 Barry Foster, Dickey Morton, **Charles Balentine**, Calvin Davis, Greg D'Alexander, Cheryl McArton Ward, Edel Hackett, Don Christian, Buddy Sutton
- 2014 **Pat Bradley**, Freddie Childress, Shemeka Christon, Robert Cox, Graham Hood, Kenoy Kennedy, Stacy Lewis, Pat Morrison, Louis Ramsay
- 2015 Niall Bruton, Deedee Brown-Campbell, Robin Ford, Lynn Garner, **Derek Hood**, Steve Korte, Mike Loggins, Ron Meyer, Kendall Trainor
- 2016 Gregory Lasker, **Oliver Miller**, Lou Holtz, Kendrick Moore, Roddie Haley, Christie Wurth-Thomas, Tammy Kincaid-Dustin, **Tom Pickell**, Danny Rhodes
- 2017 Ken Hamlin, Madre Hill, Troy Eklund, Jack O'Keefe, Melvin Lister, Amy Wright, Chin Bee Khoo, Louis Campbell, Bo Busby
- 2018 April Steiner Bennett, Ron Faurot, Greg Horne, Ivan Jordan, Bruce Lahay, Ewell Lee, Steve Loy, Dana McQuillin, **Rickey Medlock**, Sytia Messer, **Jonathon Modica**, Nick Schmidt, Jerry Spencer, Randy Stephens, Kim Storey Chronister
- 2019 Mike Bender, Tony Cherico, Bill Dorothy, Greg Kolenda, Jim Mabry, Ruthie Miller, Krystal Osborne, Maria Pavlidou, Dean Pryor, Tag Ridings, **James "Doc" Sexton**, Tim Siegel, Gerald Skinner, Shelly Wallace, Kevin Campbell, **James Cathcart**, Dick Cunningham David Dickey, **Joe Johnson**, David Lingmerth, Anthony Lucas, Hal McAfee, Aurelija Miseviciute, LaShaunte'a Moore, Tiffany Woolley Moyer, Wallace Spearmon Jr., Martin Smith, Tommy Trantham, Lee Yoder