



WATCH US WORK

FeverBasketball.com

@IndianaFever

presented by



2018 MEDIA GUIDE





FUN YOU LIKE WHERE YOU LIVE!



You can be a spectator or a participant with IndyStar's Things to Do app. We bring you the best local sports, outdoor fun and great family fun Indy has to offer. It's the fun you want, where you live.

Download the IndyStar Things to Do app today!

IndyStar.
PART OF THE USA TODAY NETWORK

TABLE OF CONTENTS

INTRODUCTION [WHITE] 1-8	2017 YEAR IN REVIEW [WHITE] 49-56	FRANCHISE HISTORY [WHITE] 87-124
Quick Facts 1	Record Breakdown 50	Great Dates In Franchise History 88-96
2018 Indiana Fever Schedule & Roster 2-3	Day-by-Day Results 51	Draft History 97
Bankers Life Fieldhouse 4-5	Final Statistics 52	Annual Statistics & Results (2000-2017)..... 98-106
Welcome to Indianapolis 6	Season Highs 53	All-Time Roster 107-122
Finish Line Jersey Partnership 7	Team & Individual Superlatives 54	Women's Basketball Hall of Fame Inductees..... 122
Media Information 8	Top Performances & Tendencies 55	Honor Roll..... 123-124
	Fever & Opponents Team Statistics 56	
FEVER FRONT OFFICE [BLUE]..... 9-22	REGULAR SEASON RECORDS [BLUE] 57-72	THE WNBA [BLUE] 125-142
PS&E Staff Directory 10-11	Annual Team Statistics and Coaching Records..... 58	Atlanta Dream 126
PS&E Owner and Chief Executives..... 12-13	Attendance and Annual Statistical Leaders 59	Chicago Sky..... 127
President Kelly Krauskopf 14	Fever vs. WNBA: All-Time Series & Venues 60-61	Connecticut Sun 128
PS&E Senior Management & VPs 15	Fever Team Records..... 62-63	Dallas Wings 129
Fever Basketball Corporation 16-17	Fever Individual Records 64-65	Las Vegas Aces 130
Game Entertainment – Freddy Fever & Inferno 18	Miscellaneous Individual Records 66	Los Angeles Sparks 131
Fever Broadcasters 18	Fever Rookie Records 67	Minnesota Lynx 132
Fever In The Community 19-21	Fever Top Scoring Performances 68	New York Liberty 133
Pacers Foundation, Inc. 22	Fever Double-Double Performances 69	Phoenix Mercury 134
	Opponent Team Records 70	Seattle Storm..... 135
MEET THE FEVER [GOLD] 23-48	Opponent Individual Records 71	Washington Mystics 136
Head Coach/GM Pokey Chatman 24-25	Opponent Top Scoring Performances..... 71	2017 WNBA Recap..... 137-139
Coaching Staff..... 26-27	Opponent Double-Double Performances..... 72	WNBA Playoff Format..... 140
Natalie Achonwa 28-29		WNBA Court Diagram 141
Kayla Alexander 30-31	PLAYOFF HISTORY AND RECORDS [GOLD] 73-86	
Hind Ben Abdelkader..... 32	Playoffs Summary, Annual Team Statistics	
Candice Dupree 33-35	and Coaching Records 74	
Jazmon Gwathmey 36	Seeding and Playoffs Attendance Records..... 75	
Shenise Johnson 37-38	All-Time Playoff Results 76-77	
Stephanie Mavunga..... 39	Fever Team Playoff Records..... 78-79	
Erica McCall 40-41	Fever Individual Playoff Records..... 80-83	
Kelsey Mitchell 42	Fever Top Scorers & Double-Doubles 84	
Tiffany Mitchell..... 43-44	Opponent Top Scorers & Double-Doubles..... 85	
Victoria Vivians..... 45	Opponent Single-Game Playoff Records..... 86	
Erica Wheeler 46-47		



[WHITE] [BLUE] [GOLD]
SECTION COLOR CORRESPONDS WITH PAPER COLOR IN PRINTED BOOKS

All WNBA and team insignia depicted in this publication are the property of WNBA Enterprises, LLC., and the respective teams and may not be reproduced for commercial purposes without the prior written consent of WNBA Enterprises, LLC. The information contained in this publication was compiled by the Indiana Fever and is provided as a courtesy to our fans and the press and may be used only for personal or editorial purposes. Any commercial use of this information is prohibited without the prior written consent of the Indiana Fever.

WRITTEN AND EDITED BY: David Benner, Wes Kaminski, Kevin Messenger **PHOTO CREDITS:** Frank McGrath and Jessica Hoffman, Pacers Sports & Entertainment; Ron Hoskins, NBAE/Getty Images; Visit Indy **COVER DESIGN BY:** Benchwarmers Marketing

FRANCHISE QUICK FACTS

ADDRESS

125 S. Pennsylvania Street
Indianapolis, Ind. 46204
Tel: (317) 917-2500
Fax: (317) 917-2799



FAN INFORMATION

Ticket Information.....(317) 917-2500
Single-Game Ticket Information(877) WNBA TIX
Website..... FeverBasketball.com
Facebook.....Facebook.com/IndianaFever
Twitter, Instagram, Snapchat @IndianaFever

QUICK FACTS

Conference..... Eastern
Arena Bankers Life Fieldhouse (7,862 WNBA | 16,785)
Colors..... Blue (PMS 282), Red (PMS 186), Gold (PMS 123)
TV..... FOX Sports Indiana, WISH-TV and MyIndyTV-23
Broadcasters Pat Boylan and Debbie Antonelli (FOX Sports Indiana)
..... Pat Boylan and Tamika Catchings (WISH-TV/MyIndyTV-23)

TEAM HISTORY

Franchise Evolution Indiana Fever, 2000 to present
Franchise Record..... 310-296 (.512)
Franchise Playoffs Record 35-33 (.515)
WNBA Titles 1 (2012)
WNBA Finals..... 3 (2009, 2012, 2015)
Playoff Appearances (13) 2002, 2005, 2006, 2007, 2008, 2009,
..... 2010, 2011, 2012, 2013, 2014, 2015, 2016
*** 12 consecutive playoff appearances between 2005-16 is a WNBA record and was the second-longest active playoff streak in American pro sports (MLB, MLS, NBA, NFL, NHL, WNBA) at the time it ended.*

2017 RECAP

Record 9-25
vs. Eastern Conference..... 4-12
Home 6-11
Road 3-14
Finish..... 11th in WNBA
Playoffs..... did not qualify

2018 SCHEDULE

PRESEASON

MAY		OPPONENT	TIME (ET)
Mon. 7		CHICAGO • <i>Choices for Champions</i>	12:30 PM
Sat. 12	at	Washington (at University of Delaware)	7:00 PM

REGULAR SEASON

MAY		OPPONENT	TIME (ET)	TV	LIVE STREAMING OPTIONS
Sat. 19		CHICAGO • <i>Youth Sports Day delivered by Papa John's</i>	1:00 PM	MyINDY-TV 23, NBATV	WNBA League Pass
Sun. 20	at	Washington	1:00 PM	NBATV	WNBA League Pass
Tue. 22		LOS ANGELES • <i>Hoosier Lottery Night</i>	7:00 PM		Twitter, WNBA League Pass
Thu. 24		WASHINGTON • <i>Sustainability Night presented by Republic Services</i>	7:00 PM		ESPN3.com
Sat. 26	at	Connecticut	7:00 PM		WNBA League Pass
JUNE					
Sat. 2		NEW YORK • <i>Faith and Family Night</i>	7:00 PM	FOX Sports Indiana	WNBA League Pass, FOX Sports GO
Fri. 8		DALLAS • <i>Unity Night presented by Indiana Civil Rights Commission</i>	7:00 PM		WNBA League Pass
Sun. 10	at	New York	3:00 PM		WNBA League Pass
Tue. 12		LAS VEGAS • <i>STEM Night presented by Honda Manufacturing</i>	7:00 PM		WNBA League Pass
Thu. 14	at	Atlanta	11:30 AM	NBATV	WNBA League Pass
Sat. 16		ATLANTA • <i>First Responders Night presented by Clif Bar Baking Company</i>	7:00 PM	MyINDY-TV 23	WNBA League Pass
Tue. 19	at	Los Angeles	10:30 PM		WNBA League Pass
Fri. 22	at	Seattle	10:00 PM		ESPN3.com
Sun. 24		CONNECTICUT • <i>Star Wars Night</i>	6:00 PM	FOX Sports Indiana	WNBA League Pass, FOX Sports GO
Wed. 27	at	Connecticut	7:00 PM	NBATV	WNBA League Pass
Fri. 29		PHOENIX	7:00 PM		WNBA League Pass
JULY					
Sun. 1		ATLANTA • <i>Pride Night presented by Marion County Health</i>	5:00 PM	MyINDY-TV 23	WNBA League Pass
Tue. 3	at	Minnesota	8:00 PM		Twitter, WNBA League Pass
Thu. 5	at	Dallas	8:00 PM		ESPN3.com
Wed. 11		MINNESOTA • <i>Kids Day presented by Steak n Shake</i>	12:00 PM	MyINDY-TV 23	WNBA League Pass
Fri. 13	at	Atlanta	7:00 PM		WNBA League Pass
Sun. 15		PHOENIX	5:00 PM	MyINDY-TV 23, NBATV	WNBA League Pass
Wed. 18	at	Minnesota	1:00 PM	NBATV	WNBA League Pass
Fri. 20	at	Los Angeles	10:30 PM		WNBA League Pass
Sun. 22	at	Las Vegas	6:00 PM		WNBA League Pass
Tue. 24		SEATTLE • <i>Hoosier Lottery Night</i>	7:00 PM		ESPN3.com
Sat. 28		WNBA ALL-STAR GAME (at Minneapolis, Minn.)	3:30 PM		
AUGUST					
Thu. 2		DALLAS • <i>Hoops For A Cure presented by St. Vincent</i>	7:00 PM	FOX Sports Indiana, NBATV	WNBA League Pass, FOX Sports GO
Sat. 4	at	New York	3:00 PM	NBATV	WNBA League Pass
Tue. 7		SEATTLE • <i>Inspiring Women Night presented by Merrill Lynch</i>	7:00 PM	FOX Sports Indiana, NBATV	WNBA League Pass, FOX Sports GO
Fri. 10	at	Phoenix	10:00 PM	FOX Sports Indiana, NBATV	WNBA League Pass, FOX Sports GO
Sat. 11	at	Las Vegas	10:30 PM		WNBA League Pass
Wed. 15		WASHINGTON • <i>IMS Night</i>	7:00 PM	NBATV	WNBA League Pass
Sat. 18		CHICAGO • <i>Fan Appreciation Night presented by Sport Graphics</i>	4:00 PM	FOX Sports Indiana, NBATV	WNBA League Pass, FOX Sports GO
Sun. 19	at	Chicago	6:00 PM		ESPN3.com

All times are ET | Times are subject to change

For season or group ticket information, call (317) 917-2528.

• Select games are telecast on FOX Sports Indiana (regional TV) and WISH/MyINDY-TV 23 (local TV). Additional games air nationally on NBATV.

• A live streaming webcast is available for all games on WNBA League Pass, ESPN3, FOX Sports GO or Twitter.

• WNBA League Pass webcasts during games televised on FOX Sports Indiana may not be available in local market areas due to blackout restrictions.

2018 INDIANA FEVER ROSTER

ALPHABETICAL ROSTER

NO	PLAYER	POS	HT	WT	BIRTHDATE	SCHOOL 'YR	WNBA YRS	PRONUNCIATION
11	Natalie Achonwa	C	6-3	190	11/22/1992	Notre Dame '14	3	Natalie ACHONWA – uh-CHON-wuh
40	Kayla Alexander	C	6-4	195	01/05/1991	Syracuse '13	5	
8	Hind Ben Abdelkader	G	5-8	160	07/21/1995	Belgium	R	HIND BEN ABDELKADER - ben-ab-DELL-kuh-dair
4	Candice Dupree	F	6-2	178	08/16/1984	Temple '06	12	
1	Jazmon Gwathmey	G	6-2	158	01/24/1993	James Madison '16	2	JAZMON GWATHMEY – JAZZ-min GWATH-mee
42	Shenise Johnson	G	5-11	172	12/08/1990	Miami '12	6	SHENISE Johnson – shuh-NIECE
23	Stephanie Mavunga	F	6-3	205	02/24/1995	Ohio State '18	R	Stephanie MAVUNGA – maah-VOONG-guh
22	Erica McCall	F	6-2	184	08/21/1995	Stanford '17	1	
0	Kelsey Mitchell	G	5-8	160	11/12/1995	Ohio State '18	R	
3	Tiffany Mitchell	G	5-9	152	09/23/1994	South Carolina '16	2	
35	Victoria Vivians	G	6-1	183	11/17/1994	Mississippi State '18	R	Victoria VIVIANS – VIV-ee-ens
17	Erica Wheeler	G	5-7	143	05/02/1991	Rutgers '13	3	

NUMERICAL ROSTER

NO	PLAYER	POS	HT	WT	BIRTHDATE	SCHOOL 'YR	WNBA YRS	PRONUNCIATION
0	Kelsey Mitchell	G	5-8	160	11/12/1995	Ohio State '18	R	
1	Jazmon Gwathmey	G	6-2	158	01/24/1993	James Madison '16	2	JAZMON GWATHMEY – JAZZ-min GWATH-mee
3	Tiffany Mitchell	G	5-9	152	09/23/1994	South Carolina '16	2	
4	Candice Dupree	F	6-2	178	08/16/1984	Temple '06	12	
8	Hind Ben Abdelkader	G	5-8	160	07/21/1995	Belgium	R	HIND BEN ABDELKADER - ben-ab-DELL-kuh-dair
11	Natalie Achonwa	C	6-3	190	11/22/1992	Notre Dame '14	3	Natalie ACHONWA – uh-CHON-wuh
17	Erica Wheeler	G	5-7	143	05/02/1991	Rutgers '13	3	
22	Erica McCall	F	6-2	184	08/21/1995	Stanford '17	1	
23	Stephanie Mavunga	F	6-3	205	02/24/1995	Ohio State '18	R	Stephanie MAVUNGA – maah-VOONG-guh
35	Victoria Vivians	G	6-1	183	11/17/1994	Mississippi State '18	R	Victoria VIVIANS – VIV-ee-ens
40	Kayla Alexander	C	6-4	195	01/05/1991	Syracuse '13	5	
42	Shenise Johnson	G	5-11	172	12/08/1990	Miami '12	6	SHENISE Johnson – shuh-NIECE

HEAD COACH: Pokey Chatman, LSU '91

ASSISTANT COACH: Jessie Miller, Illinois-Chicago '10

ASSISTANT COACH: Christie Sides, Louisiana Tech '99

ATHLETIC TRAINER: Todd Champlin, Daemen College '82

STRENGTH & CONDITIONING COACH: Chase Campbell, Ball State '15

PLAYER DEVELOPMENT COACH: Tully Bevilaqua, Australia

VIDEO COORDINATOR: Zach Hamer, Vanderbilt '17

BASKETBALL & OPERATIONS COORDINATOR: Wyatt Hopper, Tennessee '18

BANKERS LIFE FIELDHOUSE

With 750,000 square feet and 18,165 seats, this is a fairly new house that is, remarkably, in just its 15th year, an old home.

Bankers Life Fieldhouse, opened Nov. 6, 1999, when the Indiana Pacers hosted the Boston Celtics, is a step into the future while taking a walk back into history. It's big, yet comfortable. It has all the modern appliances, yet there's that favorite old picture on the wall. It is a building that is unique in today's sports society because the extra effort was made to make it that way. In other words, if you have a religion, you must build the appropriate cathedral.

In Indiana, basketball is religion. Bankers Life Fieldhouse is a cathedral. That's why the home of the Indiana Pacers and Indiana Fever is unique.

"We wanted this building to have a kind of special feeling to it, that when people came into it they felt part of the tradition that the building is for," said Donnie Walsh, then the Pacers Sports & Entertainment CEO & President who was instrumental in the Fieldhouse becoming a reality. "I think this is a pure basketball arena that reflects the game itself and the roots of the game."

Ground was broken on July 22, 1997 on the \$183 million multi-purpose facility and while there were blueprints, a scale model and dreams, it was hard for anyone at the time to fathom what would evolve. But what has risen 14 stories into the Indianapolis skyline is a fit perfect for the city, the state, the game of basketball at any level and the various events a facility of this type would host.

"There are so many features that make it one-of-a-kind," said Tom Proebstle, Project Designer for Ellerbe Beckett, the Fieldhouse design firm. "The most obvious feature is the two huge glass curtain walls facing east and west that mark the beginning of an incredible architectural promenade as you are approaching downtown on the highway and see the lit-up glass set against the Indianapolis skyline. No other arena in the world can claim this. I'm sure it will be copied many times over."

That's the view from the outside. Inside, the unique look and feel of Bankers Life Fieldhouse takes over. The Entry Pavilion is a vast gathering place that funnels fans to the Grand Staircase. As patrons make their way up the staircase, their view takes them to their first look at the seating bowl (another unique feature) or to large memorabilia cases on each side of the entrance to the Fieldhouse seating bowl.

From there, no matter which direction one takes, it's a nostalgic look. From the signage, to the concession stands, to the sponsor pavilions, to the bathrooms, to the one-of-a-kind TCU Practice Court, to the light fixtures, to the scoreboard, Bankers Life Fieldhouse is unique, distinct and, as Pacers' great Reggie Miller described, "Unbelievable. Absolutely unbelievable. Far beyond my expectations."

Bankers Life Fieldhouse has suites (62), club seats (2,400) and state-of-the-art amenities. But it has a look and feel unlike any other indoor facility.

This unique feel has brought many comparisons and compliments to Bankers Life Fieldhouse. The USA Today calls the Fieldhouse "A Cathedral to Basketball" and Amusement Business Magazine refers to Bankers Life Fieldhouse as "The Camden Yards of Basketball." NBC's Bob Costas said Bankers Life Field-



house "is winning raves all around the league, many think it's the best building in the NBA."

A 2006 survey by the Sports Business Journal ranked Bankers Life Fieldhouse as the No. 1 venue in the NBA. An informal ranking in the Orange County Register, in 2008, echoed the same rating.

The Fieldhouse will host the NBA All-Star Game in February 2021.

In addition to hosting the Indiana Pacers and Fever, the Fieldhouse has hosted major boxing events and visits from Pavarotti, Bill Cosby, Bon Jovi, Bruce Springsteen, Elton John and Billy Joel, Bob Seger, George Strait & Reba McEntire, The Boston Pops, John Mellencamp, Paul McCartney, Tim McGraw & Faith Hill, The Dixie Chicks, NSync, AC/DC, Britney Spears, Carrie Underwood, Crosby Stills, Nash & Young, Kid Rock, U2, Hannah Montana, Disney On Ice

and Dancing With The Stars. It has also played host to the 2002 FIBA World Basketball Championships, the 2004 FINA World Short Course Swimming Championships and the United States Gymnastics Championships. In April 2011 and 2016, it played host to the NCAA Women's Final Four, and welcomed the NCAA men's regional basketball tournament in 2017. In 2012 the Fieldhouse provided a border to the east side of the Super Bowl Village for Super Bowl XLVI. It has been a nearly annual host of the Big Ten Conference men's and women's basketball tournaments, and a gathering point for the National FFA Convention – the nation's largest annual youth gathering.

Additionally, Bankers Life Fieldhouse has been cited for its compliance and exceeding of ADA (Americans with Disabilities Act) requirements.



Bankers Life Fieldhouse was the host site of the 2011 and 2016 NCAA Women's Final Fours, crowning Texas A&M and Connecticut as national champions.

BANKERS LIFE FIELDHOUSE

QUICK FACTS

- Ground breaking was on July 22, 1997.
- Approximately 300,000 cubic yards of dirt were removed from the construction site.
- The world’s largest crane was brought in to install tresses on top of building. The crane was so large it was disassembled before being brought into the structure and reassembled on the ground level once inside the structure.
- Was the first retro-styled facility in the NBA.
- Main Concourse width ranges from 24 to 60 feet.
- 62 luxury suites available for sale and two hospitality suites available for rent.
- Founders Level Suites are 16 rows from courtside seating.
- Approximately five trips around the Main Concourse equal a mile.
- Four main stairwells with approximately 1,014 steps.
- Assisted listening devices available for events as well as sign language interpreters
- Concierge on staff at all events on all levels to assist with guest needs
- Heating ducts under plazas melt ice during cold weather
- The ice that is used for hockey takes approximately eight hours to make. (Pipes under the floor are filled with a substance that freezes the floor to approximately 12-15 degrees.)



ADDITIONAL FACTS AND FIGURES

Owner:	Capital Improvements Board, City of Indianapolis
Construction Managers:	Huber, Hunt & Nichols, Inc./Smoot in conjunction with J. Beard Management Associates
Architect:	Ellerbe Becket Architects & Engineers
Operator:	Pacers Sports & Entertainment
Cost:	\$183 million
Capacity:	18,165 (for basketball)
Acres:	6.2
Square Feet:	750,000
Cubic Feet of Volume:	10,000,000
Limestone:	1,800 pieces totaling 660 tons; 6,500 linear feet
Blocks:	550,000
Bricks:	600,000
Glass:	58,000 square feet, 782 panes
Cable:	38,000 miles
Lights:	8,917
Roof:	14 stories high (approximately 170') (2,600 tons of steel)
Workers to build:	1,200 (approximately 1,461,359 man-hours)
Concession stands:	54 (106 points of sale)
Restrooms:	71 (570 fixtures)
Drinking Fountains:	33
Elevators:	7
ATM Machines:	4
	Star Financial – Indiana University Health Entry Pavilion
	Star Financial – Main Concourse, Section 3
	Old National Bank – Main Concourse, Section 19
	Indiana Members Credit Union – Balcony Level, Section 211
First Aid offices:	3
Box Office windows:	18
Cat Walk:	approximately 148' from Event Level
Main Scoreboard:	Installed in 2012: Rectangular, center-hung design with two 50' by 21' and two 25' by 14' 1080p HD Mitsubishi Electric Diamond Vision 6mm LED video screens
Seat size:	20" on Lower/Balcony Levels; 21" on Krieg DeVault Club Level; 22 in Suites
Naming Rights Partner:	Bankers Life & Casualty Company
Sponsor Pavilions:	Indiana Union Construction Industry, Indianapolis Motor Speedway, Sun King, Maker's Mark
Level Partners:	2 (Krieg DeVault Club Level, Keybank Level)
The basketball in gift shop:	18' across (each section is 18'x 9'x 6'); 3,860 lbs.; 820 man-hours to construct; 6,870 dimples (hand carved and painted by one man); makes one revolution per minute and rotates at a 22 degree incline; powered by a 1/4 HP motor; constructed out of steel and wrapped with fiberglass

WELCOME TO INDIANAPOLIS

What's to love about Indianapolis?

Plenty.

Indianapolis is a natural destination for people who love sports. There are big-time professional and college sports, led by the NBA Indiana Pacers, the 2012 WNBA champion Indiana Fever and past NFL Super Bowl champion Indianapolis Colts. Don't forget about the world-famous Indianapolis Motor Speedway, home to the world's two largest single-day sporting events (the Indianapolis 500 and the Brickyard 400).

As a premier sports destination, Indy has played host to more than 400 national and international sporting events over the past 30 years, from the Super Bowl and NCAA Final Fours to U.S. Olympic Team Trials and of course the Indy 500.

Besides the Indianapolis Motor Speedway, the city boasts three of the finest sports venues in the world: Bankers Life Fieldhouse (home to the Pacers and Fever), Lucas Oil Stadium (home to the Colts) and Victory Field (home to the Triple-A Indianapolis Indians), not to mention historic Hinkle Fieldhouse on the campus of Butler University. Just a short walk from the NCAA offices and NCAA Hall of Champions are another pair of world-class venues downtown, on the campus of Indiana University-Purdue University Indianapolis (IUPUI). The IUPUI Natatorium has been a frequent host to U.S. Olympic Trials, and the Michael Carroll Track & Field Stadium hosts Indy Eleven Soccer games and frequent Olympic Trial events and the USA Outdoor Track & Field Championships.

Indy is home to six unique "cultural districts," each bustling with its own distinct flavor, flair and mix of pubs, restaurants, shops, arts and attractions. From Mass Ave to Fountain Square, these districts are connected by the recently completed "Cultural Trail." Flanked with \$26 million in public art, the 8-mile trail is an incredible way to explore the city.

Then there is the world-class urban park, White River State Park, with seven major attractions creating a border around it. Stroll from the Indianapolis Zoo to the Indiana State Museum to the NCAA Hall of Champions to the Eiteljorg Museum of American Indians and Western Art to the Medal of Honor Winners Memorial. In the summertime, you can also catch a concert performed by renowned recording artists at The Lawn or a baseball game at one of the best minor league ballpark in the country, Victory Field.

White River State Park also serves as the portal to the enchanting Central Canal, an ideal place to walk, jog or ride by bike or boat.

The park is just one of more than 50 major attractions located within Indy's deliberately designed downtown, loaded with dozens of hotels, more than 300 restaurants, shopping, cultural attractions and sports venues within walking distance. Even better, most are connected by the city's system of enclosed skywalks.



Just a short distance from downtown, the Children's Museum of Indianapolis, the world's largest, beckons to the young and young of heart. Nearby you'll find the Indianapolis Museum of Art, which houses one of the largest general collections in the United States.

Other major attractions include the delightful Conner Prairie, a living history museum that instantly transports visitors to 19th century Indiana and Traders Point Creamery, an organic farm producing all of the yogurt for Whole Foods nationwide.

But as much as there is to love about Indiana's capital city, it's only getting better.

The 63,000-seat Lucas Oil Stadium opened in August 2008. Featuring a retractable roof, this multi-function stadium is not just home to the Colts, but the 2010 and 2015 NCAA Men's Final Fours, Big Ten Football Championship Games since 2011, the 2012 Super Bowl, music competitions, conventions, trade shows and concerts.

In January 2022, Lucas Oil Stadium will host the College Football Playoff national championship game.

The new \$1 billion Weir Cook Terminal also has opened at Indianapolis International Airport. It is the first terminal to be constructed post-9/11 and features state-of-the-art security and convenience.

Recently completed is a complex of four hotel properties known as Marriott Place. The complex, adjacent to White River State Park and the Indiana Convention Center, includes 1,600 rooms and brings to 4,700 rooms (most in the country) connected to a convention center complex.

Whatever your pleasure – nightlife, museums, sports, music, arts, dining, shopping – you'll find it in Indy, all contained in a remarkable package of ease and convenience. That's why we #LoveIndy.

Head to www.visitindy.com for more information, events, hotels, contests and deals.

FINISH LINE



Just hours before Indiana hosted Game 3 of the WNBA Finals on Oct. 19, 2012, Pacers Sports & Entertainment and the Indiana Fever announced a marquee partnership with athletic retailer Finish Line that will feature the Finish Line logo on Fever team jerseys beginning in the 2013 season. The Finish Line brand will be integrated into Fever television broadcasts and team merchandise, team advertising and signage at Bankers Life Fieldhouse.

Where the Fever players are shown in uniform, Finish Line will be there too.

The multi-year agreement combines brand awareness with the Fever as well as activation of the Finish Line Ball Kids Program to be executed at all home games for the Fever and Indiana Pacers. Finish Line also will receive in-game advertising as part of the Pacers and Fever radio networks, and web links on FeverBasketball.com and BankersLifeFieldhouse.com.

A multi-year extension was agreed upon in 2015. By the end of its second term, beginning in 2016, the Fever-Finish Line relationship will become the longest-tenured jersey partnership in WNBA history

"I am proud to partner with the Indiana Fever, one of the premiere women's professional sports teams in America," said Glenn Lyon, chairman and chief executive officer of Finish Line. "We are both teams that show dedication, commitment to our community and passion to be the best."

"Reaching agreement with Finish Line is one of the landmark moments in our franchise history," said Kelly Krauskopf, whose team won the 2012 WNBA championship just two days later. "Finish Line is a widely respected national brand in the athletic retail market. Partnering with such a reputable and prestigious company as Finish Line will enhance our own branding and visibility in the Indiana sports community and abroad."

Consumers in Central Indiana and all 12 WNBA markets will see the Finish Line logo during Fever radio and TV broadcasts as well as the Fever's Live Stream Webcast presented by Finish Line. Visitors to Bankers Life Fieldhouse will see the Finish Line logo aligned with the Fever on banners inside the building as well as on LED, courtside and scoreboard advertising during all Fever home games. A "Race to the Finish Line" scoreboard promotion also will take place during every Fever home game.

One of the most consistently competitive franchises in the WNBA, Indiana's jersey sponsorship became the sixth of its kind in the then-16-year league.

[Pictured with Fever top executive Kelly Krauskopf are: Glenn Lyon, chairman and CEO of Finish Line; Herb Simon, owner and CEO of Pacers Sports & Entertainment, and Jim Morris, then president of Pacers Sports & Entertainment.]

MEDIA INFORMATION AND GUIDELINES

INDIANA FEVER MEDIA RELATIONS CONTACT INFORMATION

Address.....	125 S. Pennsylvania Street, Indianapolis, Ind. 46204
Kevin Messenger, Fever Media Relations Director	(317) 917-2844/office; (317) 370-3437/cell; kmessenger@pacers.com
Wes Kaminski, Pacers/Fever Media Relations Assistant.....	(317) 917-2853/office; (812) 631-2091/cell; wkaminski@pacers.com
Pacers Sports & Entertainment	(317) 917-2500
Office FAX machine.....	(317) 917-2799
Press Room.....	(317) 917-2966

CREENTIALS MUST BE VISIBLE AT ALL TIMES.

All media with access to restricted areas will be required to produce a photo ID, and all bags and equipment will be subject to inspection.

CREENTIALS

Seating at Bankers Life Fieldhouse's press tables is restricted to accredited working media representatives. Non-working media will be seated in reserved seat areas when seats are available.

Single-game credentials must be requested no later than noon the day before the game (Friday noon for Sunday games).

You may request credentials via email to the Fever's media relations director at kmessenger@pacers.com.

Credentials are good for admittance to Bankers Life Fieldhouse, the Bill York Media Room and home and visiting locker rooms.

Pre-arranged credentials may be picked up before the game at the media entrance.

AUTOGRAPHS

SEEKING AUTOGRAPHS OR SOUVENIR ITEMS FROM PLAYERS OR COACHES IS STRICTLY PROHIBITED AND SUBJECT TO FORFEITURE OF CREDENTIAL.

MEDIA ENTRANCE

The media entrance is located at the southeast corner of Bankers Life Fieldhouse, on Delaware Street. Only media members who hold Indiana Fever or WNBA media credentials will be admitted through this entrance.

BILL YORK MEDIA ROOM

Located on the Event Level of Bankers Life Fieldhouse in the southeast corner, it is accessible by elevator or stairs near the Media Entrance.

The media room is limited to members of the media when valid Fever or WNBA media credentials are presented. It is impossible to accommodate family members, friends, guests or others.

The professional intent of the room is to provide a meeting and working place for the media and game personnel. Any abuse of the media room and/or media privileges will cause forfeiture of your credential.

SERVICES

Complete statistics, along with pregame notes, line-ups, information regarding injuries and other pertinent facts will be furnished by the Fever's Media Relations Department.

Play-by-play and halftime boxscores will be delivered directly to the press table. Complete final boxscores, play-by-play, postgame quotes and notes will be available following the game in the media room.

Complimentary wireless Internet access is available in the media room and the seating bowl.

PRESS ROW

Your cooperation is asked in maintaining a working atmosphere at press row. Smoking is prohibited in Bankers Life Fieldhouse.

LOCKER ROOMS

Both the Fever and visitors' locker rooms will be open to the media for 30 minutes, beginning 90 minutes before tipoff. For example, the locker rooms will be open from 5:30 p.m. to 6:00 p.m. for a 7:00 p.m. tip.

Both locker rooms will be open for 30 minutes following the game. Players will remain in uniform for the media availability period.

Cell phone use by media is prohibited inside team dressing rooms.

PHOTOGRAPHY GUIDELINES

Only those photographers on assignment will be allowed space on the floor and their photo credentials must be worn prominently at all times. Space permitting, other photographers may be allowed on the floor.

Credentials are good for admittance to Bankers Life Fieldhouse, Bill York Media Room and the designated photographer areas on The Fieldhouse floor. Only television photographers doing postgame interviews will have access to locker room areas.

Photographers are allowed only within the designated photographers' area at each end of the court. All spaces will be assigned by the Fever's Media Relations Department.

All photographers and camera operators must stay at least six feet behind the baseline at all times. Photographers must remain stationary and seated at all times, except during quarter breaks and halftime.

Photographers are not permitted on the court at any time during the game.

No food or drink is allowed on the playing floor.

Photographers cannot photograph from public walkways or vomitories.

PHOTOGRAPHER'S EQUIPMENT

Photographers located on the baseline or sideline will be permitted only one standard size "Domke" bag, which must be placed behind the photographer during the game. Equipment not needed during the game must be stored off the court. One additional camera can be stored either beside or directly behind the photographer.

Each photographer will be permitted one monopod - NO TRIPODS - at courtside. No stand-alone remotes or seats other than "lawn-type" photographer seats will be permitted.

RUBBER LENS SHADES

In order to reduce the risk of injury to players, rubber lens shades are required for all still photographers, broadcasters, news and entertainment video and film crews who are authorized to shoot WNBA game action.

Any additional light sources or sun guns must either be removed or covered with bubble wrap.

As a courtesy, rubber lens covers are available by contacting the Fever Media Relations Department.

The only exception to this policy will be for those photographers utilizing telephoto lenses (i.e. 300 and 400 mm lenses) when such lenses are used to shoot game action at the opposite end of the court. These lenses must be stored behind the photographer when the action is in the near side of the court.

PHOTOGRAPHY IN LOCKER ROOMS

No still photography is permitted in either team's locker room.

CLOTHING

All photographers must leave any outerwear (i.e. coats, hats, etc.) in the Bill York Media Room during game action.

TV NEWS CREWS

Credential requests must be received by noon the day of the game.

News crews are restricted to crowd interviews in the Entry Pavilion, Balcony and Main Concourse. Interviews are not allowed in the vomitories on any level of Bankers Life Fieldhouse. News crews are not allowed on the First Financial Bank Level or Krieg DeVault Club Level, unless accompanied by a member of the Fever's Media Relations Department. In order to enter a Suite, each news crew must have permission from the individual Suite Holder to enter their respective Suite. During game action, news crews must shoot crowd reaction from designated areas. No interviews will be allowed within the seating bowl once game action begins.

INTERNATIONAL MEDIA

All international media (affiliations distributed outside of the U.S.) requests are handled by the NBA International PR Department. Any international media member interested in covering an Indiana Fever regular season game must first submit a request in writing to the WNBA/NBA. Please do not contact the Fever individually.

All credential requests must be received at least three business days prior to the first games requested.

Photo identification will be required when picking up confirmed credentials at the Media Entrance.

Requests may be FAXED to the attention of:

NBA International

FAX: (212) 407-8044

Additional information on international media policies may be obtained by contacting the NBA International PR Department at (212) 407-8000.



WATCH US WORK

FeverBasketball.com

@IndianaFever

presented by



FEVER FRONT OFFICE



PACERS SPORTS & ENTERTAINMENT

Pacers Sports & Entertainment (PS&E) is the corporate identity exemplified by the Indiana Pacers, Indiana Fever, Fort Wayne Mad Ants, Bankers Life Fieldhouse, the Pacers Foundation, Inc., and Pacers Gaming. Its team of inspired and dedicated employees promises to deliver quality entertainment and unparalleled service.

One Bankers Life Court
125 S. Pennsylvania Street
Indianapolis, Ind. 46204
Main Business Number: (317) 917-2500

Pacers.com | FeverBasketball.com | FtWayneMadAnts.com
BankersLifeFieldhouse.com | PacersFoundation.org | PacersGaming.com

STAFF DIRECTORY

EXECUTIVE

Owner, Chairman, CEO and NBA Governor	Herbert Simon
Owner and Alternate NBA Governor.....	Stephen Simon
Vice Chairman	Jim Morris
President of Basketball Operations	Kevin Pritchard
President/Chief Operating Officer.....	Rick Fuson
Advisor to the President of Basketball Operations.....	Larry Bird
Consultant/Basketball Operations.....	Donnie Walsh
Office Manager/Administrative Assistant to President/COO.....	Carrie Tipton
Administrative Assistants	Susy Fischer, Brenda Lawson

LEGAL COUNSEL

Senior Vice President/General Counsel.....	Frank Pulice
Risk Manager	Paula Maxwell
Associate Counsel.....	Catherine Corsaro
Legal Assistant	Joy Smith

PACERS BASKETBALL, LLC

General Manager.....	Chad Buchanan
Senior Vice President/Basketball Operations.....	Peter Dinwiddie
Head Coach	Nate McMillan
Assistant Coaches.....	Bill Bayno, Dan Burke, Ronald "Popeye" Jones
Player Development Coach	David McClure
Advance Scout	Jimmy Powell
Senior Director of Medical Operations/Head Athletic Trainer	Josh Corbeil
Senior Director of Basketball Operations	Sonya Clutinger
Director/Player Personnel	Ryan Carr
Director/Indiana Pacers Media Relations	David Benner
Director of Sports Performance/Assistant Athletic Trainer	Shawn Windle
Director/Basketball Information and Technology.....	Hansen Wong
Director of Executive Protection.....	Joe Smith
Associate Director/Indiana Pacers Media Relations	Krissy Myers
Manager of Scouting Administration.....	Jason Buckner
Scouts	Vance Catlin, Jose Galilea, Pat Knight, Kevin Mackey
Manager/Basketball Administration.....	Aleksandar Pajovic, Curt Pickering, KJ Pritchard, Brian Winters
Assistant Video Coordinators	Spencer Anderson
Basketball Analytics Coordinator.....	Ben Eblen, Jared Bartling
Scouting Coordinator.....	Ryan Renteria
Video Coordinator	Harrison Greenberg
Associate Head Athletic Trainer/Physical Therapist.....	Tim Dather
Assistant Sports Performance Coach.....	Carl Eaton
Massage Therapist.....	Andy Martin
Equipment Manager.....	Andrei Mikhailau
Basketball Operations Coordinators.....	Josh Conder
Media Relations Assistant	Tim Brown, Aaron Weaver
Administrative Assistant, Sports Medicine	Wes Kaminski
Seasonal Assistant	Zach Eagle
Team Physician/Team Orthopedist.....	Josh Henderson
Team Internist.....	Tim Hupfer, M.D.
Team Cardiologist	Steve Samuels, M.D.
Team Performance Psychologist.....	King Yee, M.D.
Team Dentist.....	Chris Carr, Ph.D.
Team Ophthalmologist	Robin Thoman, DDS
Physical Therapist Consultant.....	John Abrams, M.D.
	Dan Dyrek

PLAYER DEVELOPMENT

Director/Player Development	Karen Atkeson
Director/Player Programs & Franchise Development.....	Tamika Catchings
Player Development Manager	Carl Nicks
Player Development Coordinator	Michael Hornback



FEVER BASKETBALL, LLC

Senior Vice President/President.....	Kelly Krauskopf
Chief Operating Officer.....	Julie Graue
Head Coach/General Manager.....	Pokey Chatman
Assistant Coaches.....	Kevin Messenger, Christie Sides
Player Development Coach	Jessie Miller, Tully Bevilacqua
Director/Basketball Operations	Sheli Kuhl
Director/Media Relations	Kevin Messenger
Director/Community & Player Relations	Roberta Courtright
Senior Manager/Fever Ticket Sales & Service	Jeff Hughes
Fever Events and Service Specialist.....	Katie Burch
Fever Senior Sales & Service Consultant	Kelby Lambe
Fever Sales & Service Consultants.....	Christina Ferguson, Ashley Peavey, Taylor Ringen
Fever Senior Group Events Specialist	Ryan Cramer
Fever Group Events Specialist.....	Taylor Kelso
Equipment Manager.....	Wyatt Hopper
Strength and Conditioning Coach.....	Chase Campbell
Team Physician	Patrick Kersey, MD
Team Orthopedist.....	Stephen Kollias, M.D., Scott A. Lintner, M.D.

FORT WAYNE MAD ANTS

President	Tim Bawmann
Vice President.....	Buck Rogers
General Manager.....	Brian Levy
Head Coach	Steve Gansey
Assistant Coaches	Norman Richardson, Jhared Simpson
Video Coordinator	Alex Cerda
Athletic Trainer	Daniel Rosselli
Physical Therapist/Assistant Athletic Trainer.....	Collin Brown
Director of Basketball Operations	Chris Taylor
Controller	Lacey Ault
Business Development Managers	Kevin Bloom, Allie Lane
Community Development Manager.....	Ron Howard
Media/Community Relations Manager	Ryan Stevens
Creative Services Manager	Logan Wiening
Strength & Conditioning Coach	Jason Manikowski
Group Sales Representative	Quila Jackson
Equipment Manager.....	Jon Mohr
Dance Team Coach	Sheenah Johnson
Game Operations Assistants.....	Collin Kerschner
Public Announcer	Jim Shovlin
Radio Announcer	Bill Hazen
Music Director	Shaun Carrick
On-Court Emcee	Kyle Etheridge
Videographer.....	Terry O'Brien

PACERS ESPORTS, LLC

Senior Vice President/President.....	Kelly Krauskopf
Director of Esports Operations.....	Cody Parent
Director Content Production/Pacers Gaming	Spencer Martin

FINANCE

Chief Financial Officer/Executive Vice President.....	Kevin Bower
Vice President/Controller	Matt Albrecht
Director/Accounting	Kyle Heidelberger
Senior Accountant.....	Ryan Yurko
Senior Manager Accounts Payable	Theresa Walsh
Financial Analyst.....	Brenda Thomas
Travel Specialist	Tambra Brenner
Accounting Manager	Ann Scott

HUMAN RESOURCES

Senior Vice President/Human Resources.....	Donna Wilkinson
Senior Director of Human Resources/Payroll	Angela Lee
Human Resources Payroll Manager.....	Nancy Doyle
Payroll Specialist.....	Michella Jameson

PACERS SPORTS & ENTERTAINMENT

MANAGEMENT INFORMATION TECHNOLOGY

Chief Technology Officer..... Carl Ceresoli
 Vice President/Technology..... Courtney Cole
 Senior Information Technology Technician..... Bob Cary
 Principal Architect..... Wendel Dunham
 Helpdesk Manager..... Jennifer Spray

MARKETING

Sr. Vice President/Chief Sales & Marketing Officer..... Todd Taylor
 Associate Director/Marketing Integration..... Shayna Sangster
 Vice President/Brand Strategy & Development..... Ethan Brown
 Innovation Manager..... Molly Carlino

CORPORATE/PUBLIC RELATIONS/COMMUNITY RELATIONS

Sr. Vice President Corporate/Community & Public Relations..... Brent Rockwood
 Vice President/Communications..... Quinn Buckner
 Director/Pacers Foundation..... Bill Benner
 Director/Corporate Communications..... Eddie White
 Director/Community Relations..... Kelli Towles
 Director of Photography..... Frank McGrath
 Associate Director/Camps/Clinics & Alumni Relations..... Darnell Hillman
 Community Relations Manager..... Richard Smith
 Community Relations Coordinator..... Kristina Wadsworth
 Team Photographer..... Jessica Hoffman
 Statistics Crew Directors..... Scott Fishman, Dana Rutley
 Statistics Crew, Pacers..... Bob Bernath, Trudy Bernath, Clara Caito, Jakob Fischer, Randy Fishman,
 David George, Scott George, Jon Glesing, Ed Hruskocy, Marie Kabrich, Beth Masariu,
 Judy Schneider, Elliott Segal, Geoff Sherman, Angela Williams

BROADCASTING

Vice President/Broadcasting..... Jamie Berns
 Director/Broadcast Engineering..... Greg Smith
 Broadcast Coordinator..... Chelsea Pylitt
 Video Production Tech..... Joe Bell
 Multimedia Producer and On-Air Talent..... Pat Boylan
 Public Address Announcer..... Jerry Baker
 Radio Announcers, Pacers..... Mark Boyle, Austin Croshere, Bob Leonard
 Television Announcers, Pacers..... Quinn Buckner, Chris Denari, Eddie Gill, Jeremiah Johnson
 Radio/Television Announcers, Fever..... Debbie Antonelli, Tully Bevilacqua, Chris Denari

ENTERTAINMENT

Vice President/Game Operations..... Dean Heaviland
 Associate Director/Game Operations and Fan Development..... Doug Morgan
 Associate Director/Studio Production/Senior Editor..... Matthew Scott
 Senior Manager/Game Operations and Fan Development..... Jamie Russell
 Studio Event Production Manager/Editor..... Brian Rogat
 Dance Teams Manager..... Michelle Duggan
 Senior Producer/Editor..... Gary Joe Rice
 Producer/Editor..... Richard Geers
 Coordinating Producer of In-Arena/Studio Production..... Christopher Patton
 Game Operations Assistant..... Ray Henderson

STRATEGIC MARKETING

Vice President/Strategic Marketing..... Derek Throneburg

Marketing

Director of Fan Engagement Marketing..... Emily Cornforth
 Associate Director/Creative Services..... Jeff Johnson
 Manager of Fan Engagement Marketing..... Briana Rupenthal
 Manager of Marketing Automation..... Alana Galardo

Digital

Director of Digital Marketing..... Celeste Ballou
 Director Digital Marketing Fever Basketball..... John Weiss
 Web Content Manager..... Wheat Hotchkiss
 Web Coordinator..... Greg Rappaport
 Advertising and Digital Marketing Coordinator..... Christina Glover
 Digital Marketing Coordinators..... Kyle Grand, Kaitlyn Sintkowski
 Digital Marketing Coordinators, e-Commerce..... Pete Mackin, Luke Magsamen

Customer Loyalty

Associate Director of Premium Experience..... Kristyn Rogers
 Associate Director of Customer Loyalty..... Joe English
 Senior Season Ticket Experience Manager..... Chris Bush
 Season Ticket Experience Managers..... Brandon Sherman, Michael Smith, Jenna Weigand
 Season Ticket Experience and Events Manager..... Kelsey Seger
 Premium & Guest Experience Manager..... Cody Sparks
 Premium Experience Manager..... Meaghan Banks

CORPORATE PARTNERSHIPS

Vice President/Corporate Partnerships..... Terry Tiernon
 Director/Corporate Partnership Activation..... Sarah Baird
 Corporate Partnership Sales Directors..... Wes Collier, Debbie Fellmeth, Chris Inderstrod,
 Michael Lake, Chris Melby
 Senior Corporate Partnerships Business Manager..... Matthew Lowstetter
 Partnership Activation Managers..... Rachel James, Chelsie Krill
 Partnership Activation Coordinator..... Mei Chao
 Creative Signage Coordinator..... Joel Dale
 Marketing Coordinator..... Melinda Doehrmann
 Corporate Partnership Business Coordinator..... Katelyn Buckman

TICKET SALES & SERVICES

Vice President/Ticket Sales Development..... Barry Gibson
 Senior Director/Ticket Sales- Premium & Corporate Ticket Sales..... Justin Ramquist
 Director of Consumer Sales & Service..... Nic Hendrix
 Director/Group Sales..... Bryan Stine
 Director of Ticket Technology and Logistics..... Dayna Pawelak
 Associate Director/Corporate Ticket Sales..... Andrew Boehner
 Associate Director of Ticket Logistics..... Brenda Smith
 Ticket Technology Manager..... Leticia Liput
 Suite Sales Manager..... Mike White
 Premium Sales Managers..... Kyle Krol, Timothy Streets
 Sales and Marketing Analyst..... Lucas Hunt
 Ticket Sales Business Manager..... Steve Reitan
 Ticket Logistics Coordinator..... Scott Dunblazier
 Ticket Technology Coordinator..... Michelle Harrell
 Corporate Ticket Sales Managers..... Robert Brown, Alex Contis, Alex Dobrzenecki, Mark Kohlmann,
 Sean Mann, Hannah Quinn
 Senior Group Events Specialist..... Sam Elmore
 Pacers Group Event Specialists..... Addie Ball, Beau Dries, Kalee Grant, Clayton Hamilton, Steve Miknis
 Group Services Coordinator..... Tess Hamer
 Consumer Experience Executives..... Alexa Grady, John Hummel, McKenzie Pipes
 Consumer Sales Executives..... Hunter Daniels, Kevin Hyland, Neece Jennings
 Essence King, Connor Mullin, Mary Elise Schlich

FACILITIES

Senior Vice President/Facilities Operations..... Mel Raines
 Senior Director/ Guest and Culinary Experience..... Erin Dlouhy
 Associate Director of Guest Experience..... Shannon Jones
 Guest Relations Manager..... B.J. Brown
 Guest Relations Coordinator..... Michele Hoosier
 Facilities Operations Coordinator..... Kim Case
 Services/Merchandising & Production/Operations Assistant..... Beth Springman
 Receptionist..... Janice Hinkle
 Event Receptionists..... Ashley Burkman, Jenna Corrie, Louise Lewis, Dorothy Taylor, Shirley Wright

BOX OFFICE

Senior Director/Event Finances/Box Office..... Paul Congress
 Director/Box Office..... Tricia Brown
 Box Office Manager..... Katie Gent
 Assistant Box Office Manager..... Beth Schumacher
 Senior Box Office Ticket Seller..... Jared Salisbury
 Box Office Ticket Seller..... Julie Clark

OPERATIONS/EVENT PRODUCTION

Vice President/Engineering and Construction..... Lori Miser
 Vice President/Event Production and Facility Operations..... Andy Arnold
 Senior Director/Event Production & Sustainability..... Doug Weitkamp
 Senior Event Coordinator..... Stephen Staker
 Event & Special Projects Coordinator..... Mariah Bird
 Central Plant Coordinator/Electrician..... Curt Isenberg
 Director/Facilities Maintenance..... Scott Sermersheim
 Stage Foreman..... Jerry Horne
 Houseman..... Michael Wecht
 Central Plant Manager..... Bob Taft
 Housekeeping/Conversion Manager..... Steve Zimmerman
 Facility Operations Manager..... Jeff Kistler
 Assistant Manager/Facility Operations..... Mark Gruber
 Housekeeping Supervisor..... Brandon Hixon
 Housekeeping Night Supervisor..... Rebecca Stevens
 Event Housekeeping Supervisor..... Amanda Jones
 Conversion..... Rodney Jenkins, Salvador Reyes
 General Housekeeping..... Melissa Duerson
 Central Plant Shift Engineers..... Darren Habig, Dan Karch, Cody Moore
 Utility Setup..... Bob Haegele, Jason Harvey, Sam James, Jacob January

SECURITY & EVENT SERVICES

Vice President/Security and Event Services..... John Ball
 Building Safety and Crowd Services Assistant Manager..... Mariah Barber

TEAM STORE
 Director of Merchandising and Retail..... Lauren Roa
 Associate Buyer..... Taylor Nefouse
 Assistant Retail Operations Manager..... Drew Igel

CONTRACTED SERVICES

Live Nation Director/Booking..... Marty Bechtold
 ESG Security..... Steve Thorpe
 IST Management Services..... Darrin Cook, Dana Moore, Brian Tharp
 The Levy Restaurants Vice President of Hospitality..... Alana Barnett
 The Levy Restaurants/Director of Operations..... Joe Graves
 The Levy Restaurants/Executive Chef..... Chris Albano
 Virginia Avenue Garage/Parking Manager..... Jeff Allsup

PACERS SPORTS & ENTERTAINMENT - OWNERSHIP

HERBERT SIMON
OWNER/CHAIRMAN, CEO AND NBA GOVERNOR



Herbert Simon is Chairman Emeritus of Simon Property Group, Inc., which owns or has an interest in more than 326 retail properties worldwide. Born in Brooklyn, N.Y., along with brothers Melvin and Fred, and raised in the Bronx, Mr. Simon earned his bachelor's degree at City College of New York.

Mr. Simon, together with his late brother Melvin, led the company to a leadership position within the industry which it continues to maintain today. Some of the "breakthrough" retail projects that have drawn worldwide industry and media attention under Simon leadership include The Forum

Shops at Caesars in Las Vegas, Nev., The Fashion Centre at Pentagon in the Washington, D.C. metro area and Circle Centre in Indianapolis, Ind., one of the key components in the revitalization of the city's downtown. Mr. Simon helped lead the effort to build another key component for downtown, Bankers Life Fieldhouse, which is the Pacers' home. It is widely regarded as one of the best indoor arenas in the world.

Mr. Simon and Melvin purchased the Pacers in 1983 to ensure the team would stay in Indianapolis and currently is Owner/CEO of Pacers Sports & Entertainment.

A firm supporter of professional, environmental and community groups, Mr. Simon has served on the Boards of numerous organizations and served a term as Chairman of the NBA Board of Governors.

Mr. Simon is married and has eight children.

STEVE SIMON
OWNER AND ALTERNATE NBA GOVERNOR




Stephen H. Simon, is a co-founder of Simon Equity Partners, LLC and has been a managing member since January 2007. From February 1997 to December 2006, Mr. Simon served as president and chief executive officer of Melvin Simon & Associates, Inc., a privately-held real estate and investment company. Mr. Simon serves on the board of directors of the Pacers Basketball Corporation, Yes To, Inc., Coalition, Inc. and Guideboat Co. Mr. Simon is a director for the Herbert Simon Family Foundation and serves on the boards of the following non-profit organizations; Conscious Alliance and HeadCount.

Mr. Simon holds a degree in General Studies with a concentration in Public and Environmental Affairs from Indiana University.

PACERS SPORTS & ENTERTAINMENT - EXECUTIVE STAFF

JIM MORRIS
VICE CHAIRMAN



Jim Morris is in his 11th year with Pacers Sports & Entertainment, and his third year as the franchise's Vice Chairman.

Morris joined PS&E in 2007 as a Special Advisor to then CEO/President Donnie Walsh and was named President, April 16, 2008. A graduate of Indiana University with a master's degree from Butler University, Morris has spent much of his life in Indianapolis in a variety of key positions. He started with American Fletcher National Bank in 1965 and from 1967-73 served former Mayor Richard G. Lugar as chief of staff. In 1973, he went to the Lilly

Endowment, serving as its president from 1984-88 and from 1989-2002; he was the chairman and chief executive officer for IWC Resources Corporation and Indianapolis Water Company.

Before joining PS&E, Morris was the executive director for five years for the United Nations World Food Programme (WFP) where he led the world's largest humanitarian agency. That took him to many struggling parts of the world as he worked on behalf of the hungry and poor, particularly children. He also served as the Secretary General's Special Envoy for the humanitarian crisis in southern Africa during those same years.

Morris has received many honors, including 17 honorary degrees. His public service includes serving as a trustee and board chairman for both Indiana State University and Indiana University. He serves on the National Advisory Board for the Boy Scouts of America, was Treasurer of the US Olympic Committee and currently as Treasurer of the US Gymnastics Federation, Chairman Emeritus of the Board for Riley Children's Foundation, and has been a member of the Board of Governors of the American Red Cross. He serves on the Boards of One America, Old National Bank, Hulman & Company and the Indianapolis Motor Speedway, Elanco, Indianapolis Children's Choir, Eiteljorg Museum Board and the Indianapolis Power and Light Advisory Board.

Morris is happily married to Jackie and they have three children, eight grandchildren, and two wonderful King Charles Cavalier puppies, Buster and Lucy.

RICK FUSON
PRESIDENT/CHIEF OPERATING OFFICER



Since joining the Pacers' organization in 1984, Rick Fuson has been influential in shaping events within Market Square Arena, Bankers Life Fieldhouse and many other events elsewhere in Indianapolis.

A graduate of Indiana University and a life-long resident of Indianapolis, he joined the staff of Market Square Arena in 1984 as director of special events and was promoted the following year to vice president. Fuson helped oversee the Pacers' move to Bankers Life Fieldhouse in September 2000. He was promoted to Executive Senior Vice President of Pacers Sports &

Entertainment in November 2001. Rick was named Chief Operating Officer in April 2008. In September 2014 he became President/COO. In his current role, Fuson is responsible for operation of all aspects of the business and facilities elements of Pacers Sports & Entertainment.

Through the years, Fuson has been active in pursuing major events for Bankers Life Fieldhouse and the City of Indianapolis. He served as Co-Chair of the 2012 Super Bowl Village Committee. In the past, he was a member of the Executive Committee for the 1991 World Gymnastics Championships and served as chairman for the opening ceremonies. He was co-chairman of special events for the 1991, 1997 and 2000 NCAA Final Four, served on the Local Organizing Committee for the 2006 and 2010 NCAA Final Four. Fuson was instrumental in bringing the NCAA Men's Basketball Division 1 First and Second Round Tournament Games to Bankers Life Fieldhouse for the first time in 2017. He produced the opening ceremonies of the 2001 World Police & Fire Games and the closing ceremonies of the Pan American Games in 1987. Fuson served on the Local Organizing Committee for the 2002, 2004, 2006, 2008-2012 and 2014-2016 Big Ten Basketball Championships, 2002 FIBA World Basketball Championships, and 2004 FINA World Swimming Championship. He also served on the Local Organizing Committee for the 2015 P&G Gymnastics Championships. Fuson recently served on the Local Organizing Committee for the 2015 P&G Gymnastics Championships. He is Co-Chair for the 2017-2022 Big Ten Basketball Championships Local Organizing Committee. Fuson is leading the effort to bring the 2021 NBA All-Star Game to Indianapolis.

Throughout his career, he has received such honors as Recipient of the Indianapolis Ambassadors 1988 Community Service Award, Indianapolis Business Journal's "Who's Who in Hospitality," "Who's Who in Sports" and "Forty Under Forty." He has also been active with the Indianapolis Fellowship of Christian Athletes, the 1985 NBA All-Star weekend, the grand opening of the Indianapolis Zoo in 1988, the White River Park State Games and Indianapolis Downtown Space 2010.

Fuson is a professional member of the International Association of Assembly Managers. He currently serves on the Board of Directors for Indianapolis Downtown, Inc., Indianapolis Urban League, Indy Chamber and Visit Indy. He is an Advisor to the Indiana Sports Corporation Board of Directors and currently serves as Chair of the Pacers Foundation.

Rick is married to Karen Ferguson Fuson. Fuson's family includes three children: Amy Fuson-Massillamany, Emily (Jimmy) Fuson Weber and Matthew Fuson; two grandchildren: Jackson and Sullivan Massillamany; and, Karen's two children: Kaela and Kyle Crotchfelt.

PACERS SPORTS & ENTERTAINMENT - EXECUTIVE STAFF

KELLY KRAUSKOPF
PRESIDENT, INDIANA FEVER



Kelly Krauskopf is in her 19th season as the Indiana Fever's top executive, engineering the franchise from its birth in 1999 and directing the club's business and basketball interests all the way to three WNBA Finals appearances since 2009 and its first league championship in 2012. The club's chief operating officer through 16 seasons and general manager for 12 seasons since 2006, she was promoted to President in October 2012. She relinquished her general manager's role following the 2017 season.

A Senior Vice President for Pacers Sports & Entertainment, Krauskopf was named last fall to oversee the launch of the Pacers eSports business as the Pacers will field a team in the NBA2k league in 2018. Krauskopf will provide leadership and guidance over the new venture to include branding, marketing, operations and financials for the team.

Specific to the Fever and WNBA, she is the longest-tenured senior team executive in the league, dating beyond the Fever to her time as the league's first Director of Basketball Operations in 1996. The only chief executive in Fever history, Krauskopf has been the guiding force of the Fever from building the team roster to building a fan base for Indiana's WNBA franchise. In her role with the Fever, Krauskopf oversees all aspects of the team's operation.

Since moving to Indianapolis and beginning the task of building a WNBA franchise, Krauskopf has engineered numerous player moves enabling the Fever to sustain arguably the highest level of consistency the 20-year WNBA has ever seen.

Krauskopf has guided the franchise to 13 playoff berths in its first 18 seasons – including a run of 12 consecutive from 2005 to 2016. Indiana has become one of the WNBA's most successful franchises, joining the Los Angeles Sparks as the only clubs in league history to post eight 20-win seasons. In fact, the Fever is the league's only franchise ever to post seven 20-win seasons in an eight-year span (2005-12).

Under Krauskopf's guidance, the Fever secured identical 21-13 records in 2005, 2006, 2007, 2010 and 2011; and set its club standard with 22-12 records in each of its first two seasons reaching the WNBA Finals - 2009 and 2012.

Though Indiana reached the WNBA Finals in 2009 and though the franchise had achieved such consistent, annual success, the Fever had never won the title -- until the 2012 season culminated in a magical playoff run resulting in the city's first professional basketball crown since the 1973 ABA Indiana Pacers.

The Krauskopf-built Fever is the most stable the franchise has ever been, transitioning from the 16-year presence of perennial All-Star and four-time Olympic gold medalist Tamika Catchings, to a new mix of youth and experience that includes Candice Dupree, Shenise Johnson, Tiffany Mitchell, Erica Wheeler and 2018 first-round draft picks Kelsey Mitchell and Victoria Vivians.

The hiring of Lin Dunn as head coach in 2008 helped the club establish stability in both the WNBA and its local market. Inducted into the Women's Basketball Hall of Fame in 2014, Dunn joined the franchise as a scout in 2003, an assistant coach in 2004, and led the franchise to unprecedented playoff success in seven seasons as head coach.

Following Dunn's retirement, Krauskopf tabbed Stephanie White as the club's fifth head coach. White, an Indiana prep and collegiate icon before

her own career in the WNBA and later broadcasting and coaching, was Krauskopf's very first trade acquisition in 1999, joining the Fever for the club's inaugural season.

After Dunn's successful tenure, White's hiring proved no less fruitful, guiding Indiana to the WNBA Finals in her first season and another playoff berth in her second.

White's return to the college level coincided with the club's transition without Catchings, and Krauskopf tabbed former Chicago coach Pokey Chatman as the Fever's sixth head coach in November 2016.

Annually one of the league's most active GMs, Krauskopf's key trades and free agent signings re-tooled the Fever roster over the years - including the 2017 offseason trade that brought Dupree, a five-time All-Star, to the Circle City.

Besides Dupree and a February 2008 deal to land hometown star Katie Douglas, other moves have resulted in the acquisitions of past stars Erin Phillips, Tangelia Smith, Natalie Williams, Yolanda Griffith, and Kelly Miller. A midseason move during the 2002 campaign brought veteran guard Coquese Washington to the Fever to ignite a late run to the franchise's first appearance in the WNBA Playoffs.

The cornerstone of the franchise was solidified by the draft selection of Catchings in the 2001 WNBA Draft. The third overall selection in the 2001 Draft, Catchings was named Rookie of the Year in 2002 and Defensive Player of the Year in 2005, 2006, 2009, 2010 and 2012. The 10-time WNBA All-Star and 12-time All-WNBA selection finally earned a long-deserved MVP honor in 2011, finishing in the top five in MVP balloting 10 times. She won her first WNBA crown while earning Finals MVP honors in 2012.

Through 2012, Krauskopf served consistently on USA Basketball's Women's Senior National Team Committee, helping select WNBA players to develop U.S. National Team rosters. Krauskopf joined the committee in 2000, helping select the gold-medal winning roster for the 2004 Summer Olympics in Athens, and again for Beijing in 2008 and London in 2012.

Krauskopf has been in the forefront of the development of the WNBA. In September 1996, she was named the WNBA's first Director of Basketball Operations. In that role, she was involved in all phases of the league's start-up operation and initiatives. She also developed the league's first set of playing rules, officiating policies, scheduling and other league standards, while working daily with WNBA team general managers and operations personnel.

Before joining the WNBA, Krauskopf was the Managing Director of League Development for Media Sports Partnership, Limited in Dallas, Tex. From 1990 to 1994, she was Assistant Commissioner for the Southwest Conference. In addition to overseeing league marketing, she was the chief administrator for all eight women's sports programs in the conference. She served from 1986 to 1990 as Texas A&M's Assistant Athletic Director for Women's Sports/Marketing.

Krauskopf currently serves on the boards of the Patachou Foundation, Women's Basketball Hall of Fame and United Way of Central Indiana. Previous community service includes the Women's Fund of Central Indiana, Citizenship for Sports Alliance, Indiana Sports Corporation President's Council and the Texas A&M's Lettermen's Association. She also played a prominent role in bringing the 2011 and 2016 Women's Final Fours to Bankers Life Fieldhouse.

In 2013, she was named a Sports Business Journal Game-Changer for impact on the industry.

A 1983 graduate of Texas A&M University with a bachelor of arts degree in journalism, she was a three-year letterwinner in basketball for the Lady Aggies after transferring from Stephen F. Austin University where she played her freshman year under legendary coach Sue Gunter.

PACERS SPORTS & ENTERTAINMENT - SENIOR MANAGEMENT & VPs



KEVIN PRITCHARD
President/
Basketball Operations



KEVIN BOWER
Chief Financial Officer/
Executive Vice President



CARL CERESOLI
Chief Technology Officer



PETER DINWIDDIE
Vice President,
Basketball Operations



FRANK PULICE
Senior Vice President,
General Counsel



MEL RAINES
Senior Vice President,
Facilities Operations



BRENT ROCKWOOD
Sr. VP/Corporate, Community &
Public Relations



TODD TAYLOR
Senior Vice President,
Chief Sales & Marketing Officer



DONNA WILKINSON
Senior Vice President,
Human Resources



MATT ALBRECHT
Vice President,
Controller



ANDY ARNOLD
VP, Event Production and
Facility Operations



JOHN BALL
Vice President,
Security and Event Services



JAMIE BERNS
Vice President,
Broadcasting



ETHAN BROWN
Vice President, Brand
Strategy and Development



QUINN BUCKNER
Vice President,
Communications



COURTNEY COLE
Vice President,
Technology



BARRY GIBSON
Vice President,
Ticket Sales Development



DEAN HEAVILAND
Vice President,
Game Operations



LORI MISER
Vice President, Engineering
and Construction



DEREK THRONEBURG
Vice President,
Ticket Sales Strategy



TERRY TIERNON
Vice President,
Corporate Partnerships

FEVER BASKETBALL CORPORATION**JULIE GRAUE**
CHIEF OPERATING OFFICER**@Julie_Graue**
TWITTER

Beginning her 17th season with the Indiana Fever, Julie Graue has managed business operations for the franchise since 2005. She was promoted to Chief Operating Officer following the 2016 season.

In 2001, she joined the Fever organization as a sales manager. She managed sales accounts, ticket pricing and the development of ticket packages for all individual and corporate accounts. She oversaw all Fever sales campaigns and ticket-related events, and was named director of Fever ticket sales in October 2004.

She came to the organization after a 12-year stint with Ambassador Travel Club. She served in a variety of roles including her capacity as advertising sales manager for the airline's in-flight magazine, Journey Magazine, before she joined the Fever. During her tenure with Ambassador, she also managed tour operations and helped in the development of new tours and products.

Graue is a 1989 graduate of Ball State University where she completed her undergraduate degree in public relations. Born and raised in Greensburg, Ind., she has been an active participant in sports all of her life – taking part in basketball, volleyball, softball, track and tennis.

Graue married her husband Geoff in November 2003, and the couple has a daughter, Sierra (12). A resident of Noblesville, Ind., she enjoys supporting her daughter's cheer and gymnastics activities. She is a member of Woman's Life Chapter 611 and was a volunteer mentor for the Common Goal Task Force, an initiative of the Greater Indianapolis Chamber of Commerce to help raise high school graduation rates in Marion County.

TAMIKA CATCHINGS
DIRECTOR OF PLAYER PROGRAMS
& FRANCHISE DEVELOPMENT**@Catchin24**
@CatchTheStars24
@TeasMeIndy
TWITTER

A four-time Olympic gold medalist and 16-year WNBA superstar with the Indiana Fever, Tamika Catchings was named Director of Player Programs and Franchise Development with Pacers Sports & Entertainment in April 2017. Catchings' position includes work with all three PS&E basketball franchises – the Indiana Pacers, the Indiana Fever and the Fort Wayne Mad Ants.

Catchings' presence adds enhanced value to career and community programming which already exists with the Pacers. Her addition helps install new programs with the Fever and Mad Ants.

She serves as a bridge while helping maintain program continuity for all three franchises. Catchings aids with structure and implementation of player development programs, player relations and community outreach. Programs for the Fever and Mad Ants are designed to build chemistry and continuity among players, assist each franchise in recruiting free agents, and help with leadership development and professional skills for all players. As an additional resource for all teams, the position expands Pacers Sports & Entertainment's ability to educate and prepare players for their post-playing careers.

Catchings works one-on-one with individual players on speaking and presentation skills, and the development of athlete foundations or other business interests. A longtime president of the WNBA player's association, Catchings also assists in the planning and execution of league, NBAPA and WNBAPA meetings, and other team and player programming.

Widely regarded for her own community work and professional leadership as a player, Catchings is uniquely qualified for her new position. She joined the Indiana franchise in 2001 when she was the club's first-round draft selection – just one year after the Fever was established. As a face of the Fever franchise through 16 seasons, she has been a constant ambassador and respected representative of the NBA, WNBA and Pacers Sports & Entertainment throughout her career.

More than a basketball player, Catchings has routinely earned distinction as one of the nation's finest citizen-athletes with committed community engagement throughout the country and even internationally. In 2015, she was inaugural winner of the ESPN Sports Humanitarian of the Year. Last summer, she became the first two-time recipient of the WNBA's Dawn Staley Community Leadership Award and the first three-time winner of the WNBA's Kim Perrot Sportsmanship Award. Last November, she was honored in consecutive weeks with the Pathfinder Award by the Indiana Sports Corporation, honoring those who improve the lives of America's youth; and the Musial Award by the St. Louis Sports Commission, for extraordinary sportsmanship.

The 38-year old Catchings matched an Olympic basketball record for men or women while earning her fourth Olympic gold medal last summer. The 12-time All-WNBA recipient and 10-time WNBA All-Star helped lead the Fever to a league-record 12 consecutive playoff appearances, 13 overall. The 2011 league MVP and 2012 Finals MVP, she is the leading rebounder in WNBA history, and its No. 2 all-time scorer. She was named the WNBA Defensive Player of the Year an unprecedented five times.

Catchings continues to serve as a national and international ambassador for the NBA and WNBA, and was recently named to USA Basketball's Women's Developmental National Team Committee.

She also began a broadcasting career as a college basketball analyst during the 2016-17 college season with ESPN. She begins her second year covering Fever games broadcast on MyINDY-TV 23, alongside Pat Boylan.

Married in February 2016 to former Pike High School and University of Buffalo basketball player Parnell Smith, she added local business owner to her resume when she purchased a tea shop, TeasMeIndy, in March 2017. She is the daughter of former NBA star Harvey Catchings, and her sister, Tauja, was drafted by the Phoenix Mercury in 2000. Tamika and Tauja established the Catch The Stars Foundation in 2004.

For Catchings' WNBA career details, please see page 109.

FEVER BASKETBALL CORPORATION

ROBERTA COURTRIGHT DIRECTOR OF COMMUNITY & PLAYER RELATIONS



@FeverCares
TWITTER



In her 11th season with the Fever, Roberta Courtright handles all day-to-day community efforts of the franchise, plus scheduling for player and coach appearances. She was promoted to director of community and player relations following the 2012 season.

Courtright joined the Indiana franchise after two years with the Detroit Pistons and Detroit Shock. She served a community relations internship in 2005 before acting as the Pistons' community relations auction manager during most of the 2006-07 NBA season.

A graduate of Aquinas College in her hometown of Grand Rapids, Mich., she was a member of the Aquinas softball team in 2001-02, and traveled with the U.S. Coast-to-Coast Softball Team, representing the United States in an international softball tournament in the Netherlands and Belgium. She graduated from Aquinas while majoring in business administration/sports management, and receiving a minor in coaching.

She also coached the Grand Rapids Christian High School softball team for four years, the same school from which she graduated and played softball. She served as a basketball statistician and volunteered with a variety of community programs when she was a student, and participated in an exchange student program by spending two weeks in Japan during 2000.

Courtright has been an active participant in the Big Brothers Big Sisters program since 2002. She serves on an advisory board for the Integrating Women Leaders, Inc. annual conference and the Girl Scouts of Central Indiana board; as well as committees for the Adult Congenital Heart Walk and the Julian Center's Hoops for Heroes event.

KEVIN MESSENGER DIRECTOR OF MEDIA RELATIONS



@KMess65
@IndianaFeverPR
TWITTER



Kevin Messenger is in his 16th year as the Fever's director of media relations, responsible for all duties related to the team's publicity, media operations and public information. He also serves as a PR contact for Bankers Life Fieldhouse events including concerts, ice shows, circus and rodeo events, and high school and college sports events.

A native of Denver, Colo., he attended the University of the Pacific in Stockton, Calif., before embarking on a career which included collegiate stints at UNLV, Indiana State, Pacific and Maryland. Most recently, he worked with the Maryland football and women's basketball teams in 1999 and 2000 before directing media efforts for three seasons with the Terrapins' nationally prominent men's basketball program.

While at Maryland, he worked in a media market comprising the Baltimore and Washington, D.C. metro areas - the largest media concentration of its kind among U.S. colleges. He twice attended the Final Four with the Terrapins' basketball team while working daily with local, regional and national media outlets.

A college sports information director dating to his college years in California, Messenger has worked with baseball, basketball, football, golf, soccer, water polo and volleyball teams during his career. He boasts distinction as having been a part of three NCAA championship teams - 1985 and 1986 Pacific women's volleyball, and 2002 Maryland men's basketball.

This is his second career stop in Indianapolis, having spent three years in Indy from 1995 to 1998, working with U.S. Water Polo and a professional indoor soccer franchise before making a return to college athletics.

Messenger received a bachelor's degree in communications from UOP in 1987. His professional career began as an assistant sports information director at UNLV in summer of 1987. He was hired as the SID at Indiana State University in 1989, and made a return to his alma mater for a four-year stint as SID from 1991-95.

He also works regularly as a football and basketball statistician, working primarily with Big Ten Network and Westwood One Radio. He resides in Brownsburg with wife Melissa and stepdaughter Madison (16).

GAME ENTERTAINMENT

FREDDY FEVER

The friendliest Fever fan of them all! During Fever games, it's easy to pick out Fever fans of all shapes and sizes, but no one has the shape and size of the Fever's team mascot, Freddy Fever.

One of the top mascots in the WNBA, Freddy can be seen throughout Bankers Life Fieldhouse before, during and after Fever games. The lovable and huggable character is a fan favorite among children and adults. Freddy does it all – from dancing, riding goofy scooters, aggravating officials, performing hysterical skits and much more. He keeps fans laughing from tipoff to the final buzzer.

Freddy has the ability to tickle anyone's funny bone, but there's also a softer and lovable side to him. Freddy loves the Fever's fans and enjoys interacting with fans on a one-on-one basis and in groups. Freddy is often involved in numerous charitable efforts throughout the Indianapolis community. His schedule is hectic year round, but he wouldn't have it any other way.

In addition to being at every Fever game, Freddy is also available for birthday parties, corporate events and other similar-type events. For more information about Freddy, or to book the biggest Fever fan for your next event, call (317) 917-2500.



INFERNO DANCE TEAM

Since the Indiana Fever hit the hardwood in the summer of 2000, the Fever Inferno has been right by the team's side. This exciting, energetic and enthusiastic group of young males and females has evolved into one of the WNBA's best hip-hop dance squads!

Coordinated and choreographed by former Pace-mate Michelle Duggan, the Inferno is made up of a diverse group of young dancers that provide energetic entertainment during timeouts of Fever home games. Explosive tumbling and high-energy hip-hop dance routines are performed during every Fever home game. These youngsters are definitely fan favorites. Watch them once and you're hooked on their energy.

Along with performing at Fever home games, the Inferno makes appearances throughout the spring and summer months. The dance team joins the Fever players, coaches and front office staff in various community events.

For more information on the Inferno, or to schedule an appearance at your next event, call (317) 917-2500.

FEVER BROADCASTERS

PAT BOYLAN

TV & WEBCAST PLAY-BY-PLAY



@PatBoylanPacers
TWITTER



Pat Boylan is in his fourth season calling play-by-play with the Fever, handling coverage of games on MyIndyTV-23 and all webcasts on WNBA League Pass. Beginning in 2018, Boylan is the full-time Voice of the Fever, also handling telecasts on FOX Sports Indiana. He also serves as host of "Fever Film Room," a webshow on FeverBasketball.com.

Boylan recently finished his fourth year as host of the Indiana Pacers radio network and a contributor to Pacers telecasts on FOX Sports Indiana.

He also is a play-by-play announcer for various high school state championship events with the Indiana High School Athletic Association (IHSAA).

Boylan graduated from nearby Carmel High School and Ball State University, where he was a finalist for the Jim Nantz Award, presented to the country's top collegiate broadcaster. A native of Carmel, Ind., he resides in downtown Indianapolis, only a stone's throw from Bankers Life Fieldhouse.

DEBBIE ANTONELLI

TV ANALYST



@DebbieAntonelli
TWITTER



Debbie Antonelli is in her 17th season with the Fever broadcast team after spending five seasons as a Charlotte Sting broadcaster. She joins Pat Boylan as the color analyst for each of the team's regional telecasts on FOX Sports Indiana.

Antonelli also has worked as an NBA analyst for with the Charlotte Bobcats, and she formerly covered WNBA games for three seasons on the Oxygen Network.

A graduate of NC State where she played basketball for Naismith Hall of Fame Coach Kay Yow, Antonelli is in her 31st year in broadcasting. She covers college basketball for ESPN, CBS, Raycom and Westwood One.

She is an analyst for ACC men's basketball and in 2017 became the first woman in 22 years to serve as an analyst for CBS/Turner for the men's NCAA tournament.

Antonelli's college basketball broadcasting resume includes stints as the lead analyst for the ACC, Big XII, and SEC. She is an influential voice on the women's college basketball landscape, and serves on the board of directors for the Kay Yow Cancer Fund.

Since 2000, Antonelli has been the analyst for CBS/NCAA Westwood One Radio coverage of the NCAA Women's Final Four.

Antonelli lives with her husband, Frank, in Mount Pleasant, S.C. The couple has three children, Joey, Frankie, and Patrick.

FEVER IN THE COMMUNITY

PACERS SPORTS & ENTERTAINMENT MISSION

At Pacers Sports & Entertainment, our Core Purpose is Winning Championships & Serving Community.

COMMUNITY RELATIONS MISSION

In alignment with our organization’s overall core purpose, the Pacers and Fever community relations departments strive to impact youth & families through our Education, Social Responsibility and Health & Wellness programs.. Through these programs we are able to GIVE back through our spirit of helping, SHARE the resources necessary to encourage success and INSPIRE our youth to reach their fullest potential.

Questions? Contact:

Roberta Courtright, Director of Community and Player Relations
rcourtright@feverbasketball.com
(317) 917-2500



EDUCATION

CHOICES FOR CHAMPIONS PRESENTED BY COMMUNITY HEALTH NETWORK

The Indiana Fever hosts Choices for Champions each year within the school year. The Indiana Fever bring in members from the Indianapolis community to speak to youth about the importance of education, living a healthy lifestyle and anti-bullying. Fever players also share their insight and experience encouraging students to make champion choices in their own lives.

For more information on how your class can attend the next Choices for Champions event, please call 317-917-2500 and ask to speak to a Group Events Specialist or a member of the Indiana Fever Community Relations staff.

READ LIKE A PRO PRESENTED BY THE INDIANA STATE TEACHERS ASSOCIATION

The Read Like a Pro program promotes the value of reading and online literacy while encouraging families and adults to read regularly with young children. The goal of this initiative is to build a lifelong love of reading in young people by providing greater access to books and technology.



Reading Timeouts feature guest readers that include members of the Fever team and staff. Guests read stories to youth in K-3rd grade from large oversized books. Each visit is approximately one hour in length. Participants have the opportunity to win Fever prizes including books, autographed items and game tickets.

If you are interested in signing your school or summer program up for a Read Like A Pro Reading Timeout please contact Roberta Courtright at rcourtright@feverbasketball.com.

Information about Indiana Pacers Reading Timeouts can be found at pacers.com.

CALL-THE-FEVER

The Indiana Fever teams with the Indianapolis-Marion County Public Library to present Call-The-Fever as part of the Indianapolis-Marion County Public Library’s Call-A-Story program. This annual program allows callers to listen to featured Fever players or coaches read a children’s story.

Fans of all ages can call (317) 275-4444, to hear members of the Fever read pre-selected children’s stories. Phone lines are open 24 hours a day, and may be accessed by up to four listeners at a time. Call-The-Fever was created to encourage school-age children to read and visit their neighborhood library. All stories run for one week during the month of August.

SERVICE

INSPIRING WOMEN

The Indiana Fever host an Annual Inspiring Women Night each season to showcase inspirational women in the community. The inspiring women are featured during a pregame event, and inspirational messages are played throughout the game.

HOOPS FOR TROOPS

The NBA, WNBA and D-League are committed to supporting our active and retired service men and women and their families around the world. Through the WNBA Hoops for Troops program, teams and current and former players honor military and their families through a variety of activation including in-arena nights, military base visits, ticket programs, in-game activation and meet & greets with Wounded Warriors.



FEVER IN THE COMMUNITY

WNBA GREEN

With efforts toward becoming more environmentally conscious, the Fever and Republic Services continue to improve the environmental performance of our organizations as well as help spread the message to our fans. Go Green addresses environmental conservation policies within our offices and educates our fans with a Protect Our Blue Planet Night on ways they can protect our blue planet.



WNBA PRIDE

The WNBA, its teams and players celebration of inclusion and equality in support of the LGBT community.

FEVER FRIENDS

In partnership with Big Brothers Big Sisters of Central Indiana, the Indiana Fever provide young boys and girls with their adult mentors to attend Fever games throughout the season. Through this program, Fever Friends matches receive a special experience in the Fever Locker Room and can write letters to their favorite Fever players. Fever Friends began during the Fever inaugural season.

FEVER CARES FUND INDIANA FEVER BOWLING TOURNAMENT

The Annual Indiana Fever Bowling Tournament is the premier fundraising event for the Fever Cares Fund of the Pacers Foundation Inc. The event has been hosted at Pinheads in Fishers. For more information on the Fever Cares Fund of the Pacers Foundation Inc., the Annual Indiana Fever Bowling Tournament and grants, visit www.pacersfoundation.org. To create a team for the bowling tournament or make a donation to the Fever Cares Fund, contact Roberta Courtright at rcourtright@fever-basketball.com.

SEASON OF GIVING

As part of the Pacers Sports & Entertainment's Service Initiative, the Indiana Pacers and Indiana Fever celebrate a "Season of Giving" during the year each with a variety of community outreach efforts throughout the month to give back to the community that has given so much to us. Season of Giving include events such as the "Come to Our House" Thanksgiving Dinner, Children's Hospital Visits, Toy Give-a-way and Shop with a Pacer.

"Come to Our House" Thanksgiving Dinner

In celebration of the NBA's Season of Giving Campaign, the annual "Come to Our House" Thanksgiving Dinner presented by US Foods offers the opportunity for disadvantaged men, women & children to receive a home-cooked Thanksgiving Meal. In addition, participants also have the opportunity to interact with Pacers players & coaches and receive cold-weather items to help them cope with the cold Indiana winters. Members of the Indiana Pacers, including players, coaches and training staff, along with Fever players & coaches, Indiana Pacemates, Boomer, Freddy Fever, Pacers alumni and members of the local media are on hand to help serve dinner, mingle with the guests, and distribute goodie bags with cold-weather and personal hygiene items.

Pacers Cares and Fever Cares Toy Giveaway

Each year the Indiana Pacers and Indiana Fever partner with JAKKS Pacific to provide toys to deserving youth in Indiana. 50,000 toys are donated each year to a variety of community organizations and thousands of children with assistance provided by the Indiana National Guard and UPS. These toys are distributed during Holiday events in November and December.

PS&E COMMUNITY SERVICE DAYS

As part of our continuing community outreach efforts, the staff of Pacers Sports & Entertainment participates in a community service project on a quarterly basis. The goal of the program is to emphasize one of PS&E's Core Purposes – Serving Community – by organizing four days per year where we can "Reach Out Together" as a company. This program builds upon the work of our Community Relations Department and Pacers Foundation and allows our employees to contribute in a real and consistent way to our community.



KROGER BALL EXCHANGE

As part of the Kroger Ball Exchange, 12 children are presented a basketball autographed by an Indiana Fever player during the pre-game player introductions. In addition, each child receives a Kroger Ball Exchange t-shirt. To register your group to participate in the Kroger Ball Exchange, please call 317-917-2500 and ask to speak to a Group Events Specialist.

FEVER POSTGAME AUTOGRAPH SESSIONS

At select games throughout the Fever season two Fever players sign autographs for fans in the Home Court Gift Shop after the game. Fans must have passes to enter the line and receive one autograph per player per pass. To sign your group up for a Fever postgame autograph session, please call (317) 917-2500 and ask to speak to a Group Events Specialist.



FEVER PLAYERS HONORED WITH WNBA COMMUNITY ASSIST AWARDS

The WNBA connects with fans of all ages through extensive community outreach. Every month of the WNBA season, the WNBA chooses one player from across the league to receive the WNBA Cares Community Assist Award. The award honors the WNBA player who best reflects the passion that the league and its players have for giving back to their communities. The Fever has consistently had outstanding female role models who have won Community Assist Awards.

WNBA CARES COMMUNITY ASSIST AWARD

2015: August-Briann January | May-Jeanette Pohlen

2014: August-Briann January

2013: August-Katie Douglas | July-Tamika Catchings

2011: July-Tamika Catchings

2010: August-Katie Douglas

2006: July-Tamika Catchings | Offseason-Olympia Scott

2005: July-Tamika Catchings | Offseason-Ebony Hoffman

2004: August-Natalie Williams | June-Tamika Catchings | Offseason-Niele Ivey

2003: August-Tamika Catchings | June-Nikki McCray | Offseason-Kelly Schumacher

2002: August-Tamika Catchings | Offseason-Tamika Catchings

FEVER IN THE COMMUNITY

DAWN STALEY LEADERSHIP AWARD

The Dawn Staley Leadership Award was created to honor the WNBA player who best exemplifies the characteristics that reflect Dawn Staley's contagious leadership, spirit, charitable efforts and love of the game. The WNBA selects one player each year for the Dawn Staley Community Leadership Award, and donates \$10,000 to the charity of her choice. All WNBA teams are asked to nominate a player for the award, which is awarded at the start of the following season.

Tamika Catchings was the inaugural recipient in 2007, and earned the award again in 2015, for her work with the Catch the Stars Foundation.



DAWN STALEY LEADERSHIP AWARD

2015: Tamika Catchings
2007: Tamika Catchings

HEALTH

HOOPS FOR A CURE PRESENTED BY ST. VINCENT

As part of the Pacers Sports & Entertainment's Health Initiative and WNBA Breast Health Awareness Initiative, the Indiana Fever hosts a special Hoops for a Cure Night presented by St. Vincent at a select Fever game. During this special game, the Fever concentrates on bringing awareness to breast cancer by wearing pink jerseys and gear. In conjunction with this special promotion, the Fever conducts a health fair in Bankers Life Fieldhouse, where several organizations distribute educational materials about breast cancer. Pink ribbons and other giveaways are distributed, and breast cancer survivors are recognized during the pregame Kroger Ball Exchange and halftime parade.



The Indiana Fever also host the annual Auction which has raised over \$2000,000 for breast cancer non-profits since its inception in 2010. Items include the pink game worn jerseys, shoes and gear along with various other items.

For more information on the WNBA Breast Health Awareness Initiative, please visit wnba.com. For more information on the Fever Hoops for a Cure Auction, please contact Roberta Courtright at rcourtright@feverbasketball.com.

GET FEVER FIT PRESENTED BY FINISH LINE, KROGER AND ST. VINCENT

As part of the Pacers Sports & Entertainment's Health Initiative and WNBA Fit program, the Get Fever Fit program holds monthly Get Fever Fit clinics throughout the WNBA season. Fever coaches, players and/or Fever staff teach proper exercise techniques, show how being active can be fun with basketball drills, and teach about healthy living styles. The clinics last approximately one hour and vary in the number of children attending, depending on gym size.

The WNBA will embrace its responsibility as the preeminent women's professional sports league with powerful role



models to continue to deliver important messages and program related to the areas of health, fitness, nutrition and self-esteem. WNBA Fit will encourage teens and women of all ages to learn more about their bodies and the importance of physical fitness. Programming has been developed to encourage teens and women to get started on "being fit" through small changes in their daily regimen.

For information on how to schedule a Get Fever Fit event, please contact Roberta Courtright at rcourtright@feverbasketball.com. For more information on the WNBA Fit program visit wnba.com. Get Pacers Fit program, visit pacers.com.

FEVER AND PACERS YOUTH BASKETBALL

As part of the Pacers Sports & Entertainment Health Initiative, the Indiana Pacers and Indiana Fever launched an initiative geared toward supporting youth basketball throughout Indiana.

Join The National Basketball Academy and the Indiana Pacers for the nation's premier basketball camps and clinic programs offered right here in Indiana. Our expert coaches will help you take your game to the next level. You'll also experience all the fun and excitement of NBA basketball via various giveaways, contests and special surprises!

For more information or to sign up a facility near you, visit www.pacerscamps.com or contact Camps and Clinics Director Adam Branch at 317-452-0349 or abranch@thebasketballacademy.com.



PACERS FOUNDATION, INC.

Behind every statistic can be a story about a kid, at-risk, who needs help.

From abuse to bullying to obesity to drugs, Indiana's youth can face many obstacles. That is why the Pacers Foundation gets involved by funding programs that help provide positive opportunities and experiences for our young people.

Since its inception in 1993, Pacers Foundation has contributed more than \$7 million in contributions, community partnerships, scholarships and tickets to Pacers and Fever games.

We are committed to making a positive difference in the lives of at-risk youth in Indianapolis and throughout Indiana. In doing so, we can help make our Hoosier communities better places to live, work and play.



COMMUNITY PARTNERSHIPS

In the most recent fiscal year, the Pacers Foundation awarded nearly \$400,000 in grants to 58 youth-serving non-profits throughout the state of Indiana. We are especially interested in forming partnerships that serve not only our youth but the greater good in our communities. One such partnership is with the Indianapolis Parks Foundation in a continuing effort to refurbish outdoor and indoor basketball courts at City Parks throughout Marion County. As the courts are refurbished, they are co-branded with Fever, Pacers and We Grow Basketball Here logos. More recently, the Pacers Foundation provided a grant to the Indianapolis Police Foundation to aid public safety personnel in fostering positive relationships with youth in some of Indianapolis' most high-risk neighborhoods.

BE A PART OF THE SOLUTION

We are not a traditional corporate foundation, supported solely by our corporate parent. We strongly believe that helping Indiana's youth make winning life choices requires all of us in the community to do our part. Therefore, we invite you to join us in this effort by supporting our two major fundraising events, the Pacers Foundation Golf Outing in September and, in partnership with the Simon Youth Foundation, the Masquerade in October. Yet another form of support can come by purchasing a Pacers Foundation license plate through the Indiana Bureau of Motor Vehicles.

INDIANA FEVER BOWLING TOURNAMENT/FEVER CARES FUND

Members of the Fever team and coaching staff serve up strikes at an annual bowling tournament which benefits the Fever Cards Fund of the Paces Foundation. Fever sponsors, season ticket holders and fans are treated to a night of bowling fun, pizza, a silent auction and autographs from the Fever team and other celebrities.

The 2017 event raised over \$18,000. The 2017 tournament will take place at Pinheads in Fishers on Tuesday, July 31.

The vision of the Fever Cares Fund is to be recognized as a leading funding resource for programs that encourage the development of valuable life skills among young women throughout the state of Indiana. These programs build self-esteem, promote a positive body image and educate about dating violence while providing services to those who have experienced such violence.

Specific to the Fever Cares Fund, organizations benefiting since 2001, among others, are the Children's Bureau, Girls Inc. of Indianapolis, Girl Scouts, The Susan G. Komen Breast Cancer Foundation, The Julian Center, and the Social Health Association.

For information, contact Roberta Courtright at rcourtright@feverbasketball.com.





WATCH US WORK

FeverBasketball.com

@IndianaFever

presented by



MEET THE FEVER



COACHING STAFF

POKEY CHATMAN HEAD COACH & GENERAL MANAGER



@PokeyChatman
TWITTER



The sixth head coach in Indiana Fever history, Pokey Chatman boasts an accomplished record with success at every level of women's basketball. After six seasons as head coach and general manager of the Chicago Sky, Chatman was named to her post with the Fever on Nov. 18, 2016.

Assuming duties as general manager last fall, Chatman begins her second season in Indiana after engineering Chicago's ascent in the WNBA's Eastern Conference, guiding the Sky to their first playoff appearance in 2013 and leading the franchise to the WNBA Finals a year later. She finished her assignment in the Windy City with

a 106-98 regular season record, four straight playoff appearances and an 8-12 mark in the postseason.

Prior to her time in the WNBA, she enjoyed a 20-year career at Louisiana State that included four seasons as a starting point guard, followed by assignments as assistant coach, associate coach and, for three seasons from 2004-07, head coach. During her lengthy tenure at LSU, she attended three Final Fours and was a part of 15 NCAA Tournament teams. As acting head coach and head coach, she led the Tigers to three consecutive Final Fours including a 2005 loss in the national semifinals at the RCA Dome in Indianapolis. She earned national coach of the year accolades in her first full season in 2005.

Her diverse resume also includes a pair of EuroLeague titles with Spartak Moscow, first as an assistant in 2008, and another while serving as head coach of the Russian powerhouse for four seasons from 2009-13.

Internationally, Chatman was a part of two gold-medal teams with USA Basketball. As a player, she won gold with the USA's U18 squad that won the FIBA Americas championship in Brazil in 1988. She was an assistant coach with the U.S. team at the World University Games in 2005 in Turkey. She also coached the national team of Slovakia for two seasons.

LSU

A 1987 graduate of Hahnville High School and a native of Ama, La., Chatman dazzled LSU fans for four years as LSU's starting point guard in the late 1980s and early 1990s. Her fiery demeanor and floor leadership helped her transition to coaching and a 16-year tenure on the LSU coaching staff. She served as a student assistant coach for one season (1991-92) before accepting a full-time post as assistant coach in 1992-93. Chatman was elevated to associate coach in 1999. She was the Lady Tigers' acting head coach in 2003-04 after hall of fame coach Sue Gunter took a midseason medical leave. Chatman became the school's fourth head coach in April 2004.

There are few coaches in basketball history that can match the success that Chatman enjoyed in her three-plus years as head coach of the LSU women's basketball program. Counting her time as acting head coach, LSU won 105 games (105-19), advanced to three NCAA Final Fours, won two Southeastern Conference regular season titles and earned a No. 1 seed in two NCAA Tournaments.

In fact, in Chatman's first 50 games as a head coach, she won an astonishing 47 times. That 47-3 record was noted as the second-best record after 50 games in women's basketball history. Soon after she assumed head coaching reigns late in 2003-04, she introduced LSU to its first NCAA Final Four, with subsequent appearances each year thereafter.

Once regarded as one of the nation's best recruiters, she quickly became known as one of the top up-and-coming coaches in the collegiate ranks.

Since her promotion to associate coach in 1999, the Lady Tigers participated in nine consecutive NCAA Tournaments.

Chatman assumed LSU's recruiting efforts in the mid-1990s and the program climbed instantly. The Lady Tigers had eight straight classes rank among the top 20 in the nation, including a 2004 freshman class with three Parade All-Americans and future WNBA draft picks: Sylvia Fowles, Quianna Chaney and Erica White. Chatman later helped land Seimone Augustus, now a perennial WNBA All-Star who finished her LSU career as a two-time national player of the year and the WNBA's No. 1 draft pick (2006).

Chatman helped sign Aiysha Smith, a 2003 first-round pick of the Washington Mystics; DeTrina White, the 1998-99 national freshman of the year and a second-round pick of the Fever in 2003; current WNBA player Doneeka Hodges and Temeka Johnson, a first-round pick of the Washington Mystics and the 2005 WNBA Rookie of the Year who broke Chatman's career assists record.

Besides Johnson and White whom she recruited, Chatman helped tutor some of the finest guards in the country. Marie Ferdinand was a 2001 Kodak All-America selection who became a first-round WNBA draft pick and a WNBA All-Star. Elaine Powell enjoyed a lengthy career with three WNBA titles as part of the Detroit Shock. Pietra Gay was a member of the 1997 WNBA champion Houston Comets.

Inducted into the LSU Athletics Hall of Fame in 1999 prior to her head coaching role with the Lady Tigers, Chatman quickly rose to the top of her profession. Capping her first season as head coach in 2005, she won multiple national coach of the year accolades. She was named the Black Coaches Association Coach of the Year in 2004 and 2005, and the Louisiana Coach of the Year in 2005 and 2006.

EUROPE, CHICAGO SKY & WORLD'S GREATEST PLAYERS

Chatman made her entrance into the WNBA, with the Sky in 2011, in the midst of a six-year coaching run in Europe. Success on both continents helped cement her status as one of the world's most versatile, top young coaches.

Hired to coach the Slovakian national team in 2008, she served simultaneously as an assistant coach with Spartak Moscow, a star-studded Russian club that annually employed one of Europe's top teams. Chatman was elevated to head coaching status with Spartak prior to the 2009-10 campaign which netted a 16-0 EuroLeague record and the club's fourth consecutive EuroLeague championship.

The following summer, her Slovakian team narrowly missed an upset bid to the 2010 FIBA World Championships. Months later, Chatman accepted her position as the Sky's general manager and head coach, Oct. 29, 2010, just as she embarked on her second of four seasons as head coach with Spartak.

During four seasons with Spartak, Chatman's rosters were filled with a myriad of Olympians and All-Stars, comprising many of the world's greatest women's players: U.S. Olympians Augustus and Fowles from her LSU teams, U.S. Olympic co-captains Sue Bird and Diana Taurasi; foreign Olympic stars Lauren Jackson and Sonja Petrovic; and American veteran stars Candice Dupree, Becky Hammon, Epiphanny Prince and Taj McWilliams-Franklin.

Chatman and Spartak returned to the EuroLeague Finals again in 2011, and posted Final Eight finishes in 2012 and 2013, just as she began reversing WNBA fortunes in Chicago.

The Sky recorded a pair of 14-20 campaigns in 2011 and 2012 before Chatman nabbed Elena Delle Donne with the second selection of the 2013 WNBA Draft. Chatman surrounded Delle Donne, the 2013 WNBA Rookie of the Year and a future MVP, with additional young talent through the draft. She executed trades for star veterans Cappie Pondexter and Erika de Souza.

Chatman and the Sky reached the playoffs for the first time in club history in 2013 to begin a four-year playoff run. In 2014 she led the WNBA's youngest team to the team's second postseason appearance and, following series wins over Atlanta and Indiana, guided the Sky into the 2014 WNBA Finals.

COACHING STAFF

POINT GUARD

Long before turning the Sky into a playoff contender in Chicago, Chatman began breaking barriers as a college point guard. She helped LSU to its first Southeastern Conference Tournament title as a senior point guard, and later helped the program climb the national rankings as both an assistant and head coach.

Playing for the legendary Gunter from 1987-91, Chatman led the Lady Tigers to the 1991 conference tourney championship while earning honors as the tournament MVP. It capped a career that featured three All-SEC awards and her naming as a Kodak All-American as a senior. She played in four NCAA Tournaments at LSU and left the playing floor with an 82-38 record.

Still the school's record-holder in career steals (346), she owned the LSU assists standard for 14 seasons before she watched it fall while patrolling the sidelines. The Louisiana native ushered in the 3-point era at LSU by pacing the Lady Tigers in 3-point percentage in each of four seasons. She led the SEC in 3-point field goals made as a junior and senior.

Born June 18, 1969, Chatman earned a bachelor's degree in general studies from LSU in December of 1991.



CHATMAN'S CAREER FILE

COLLEGIATE PLAYING & COACHING HISTORY

YEAR	TEAM	POSITION	NOTES
1987-88	LSU (18-11)	Player	NCAA 1st Round
1988-89	LSU (19-11)	Player	NCAA Sweet Sixteen
1989-90	LSU (21-9)	Player	NCAA 1st Round
1990-91	LSU (24-7)	Player	SEC Tournament Champion NCAA 2nd Round
1991-92	LSU (16-13)	Student Asst. Coach	
1992-93	LSU (9-18)	Assistant Coach	
1993-94	LSU (11-16)	Assistant Coach	
1994-95	LSU (7-20)	Assistant Coach	
1995-96	LSU (21-11)	Assistant Coach	WNIT
1996-97	LSU (25-5)	Assistant Coach	NCAA Sweet Sixteen
1997-98	LSU (19-13)	Assistant Coach	WNIT Final Four
1998-99	LSU (22-8)	Assistant Coach	NCAA Sweet Sixteen
1999-00	LSU (25-7)	Assoc. Head Coach	NCAA Elite Eight
2000-01	LSU (20-11)	Assoc. Head Coach	NCAA 2nd Round
2001-02	LSU (18-12)	Assoc. Head Coach	NCAA 2nd Round
2002-03	LSU (30-4)	Assoc. Head Coach	SEC Tournament Champion NCAA Elite Eight
2003-04	LSU (27-8)	Assoc. Head Coach	NCAA Final Four
2004-05	LSU (33-3)	Head Coach	SEC Reg. Season Champion NCAA Final Four
2005-06	LSU (31-4)	Head Coach	SEC Reg. Season Champion NCAA Final Four
2006-07	LSU (26-7)	Head Coach	

Record at LSU – 90-14, .865 (three seasons)

OVERSEAS & INTERNATIONAL COACHING HISTORY (Russian League, EuroLeague)

YEAR	TEAM	POSITION	NOTES
2007-08	Spartak Moscow (21-1, 15-1)	Assistant Coach	Russian League Champion EuroLeague Champion
2008	Slovakia National Team	Head Coach	
2009	Slovakia National Team	Head Coach	EuroBasket 8th Place
2009-10	Spartak Moscow (15-1, 16-0)	Head Coach	EuroLeague Champion
2010-11	Spartak Moscow (15-3, 11-6)	Head Coach	EuroLeague Runner-Up
2011-12	Spartak Moscow (14-4, 14-7)	Head Coach	EuroLeague 6th Place
2012-13	Spartak Moscow (14-4, 13-4)	Head Coach	EuroLeague 5th Place

Russian League Record at Spartak Moscow – 58-12, .829 (four seasons)

EuroLeague Record at Spartak Moscow – 54-17, .761 (four seasons)

Overall Record at Spartak Moscow – 112-29, .794 (four seasons)

WNBA COACHING HISTORY (Regular Season, Postseason)

YEAR	TEAM	POSITION	NOTES
2011	Chicago (14-20)	Head Coach & GM	5th in East
2012	Chicago (14-20)	Head Coach & GM	5th in East
2013	Chicago (24-10, 0-2)	Head Coach & GM	1st in East, East Semis
2014	Chicago (15-19, 4-5)	Head Coach & GM	4th in East, WNBA Finals
2015	Chicago (21-13, 2-2)	Head Coach & GM	2nd in East, East Semis
2016	Chicago (18-16, 2-3)	Head Coach & GM	2nd in East, WNBA Semis
2017	Indiana (9-25)	Head Coach	11th in WNBA

Regular season record at Chicago – 106-98, .520 (six seasons)

Regular season record at Indiana – 9-25, .360 (one season)

Postseason record at Chicago – 8-12, .400 (four seasons)

Overall College & Pro Coaching Record as head coach in the United States (including playoffs) – 213-149, .588 (10 seasons)

Overall College & Pro Coaching Record as head coach (including playoffs) – 325-178, .646 (14 seasons)

USE BASKETBALL/INTERNATIONAL HIGHLIGHTS

- 8th place (of 16) at 2009 EuroBasket Championship in Latvia (Slovakia head coach)
- Gold medal in 2005 World University Games in Turkey (USA assistant coach)
- Gold medal in 1988 U18 FIBA Americas Championship in Brazil (USA player)

HONORS & ACHIEVEMENTS

- Head Coach in WNBA All-Star Game (East), 2015
- EuroBasket.com All-Europe Coach of the Year, 2010
- Head Coach in EuroLeague All-Star Game, 2010
- Louisiana Coach of the Year, 2005 & 2006
- Victor Award Female Coach of the Year, 2005
- Naismith National Coach of the Year, 2005
- Russell/WBCA National Coach of the Year, 2005
- USBWA National Coach of the Year, 2005
- Black Coaches Association Coach of the Year, 2004 & 2005
- LSU Athletics Hall of Fame, 1999
- 13 NCAA Tournament appearances (4 as player, 9 as coach)
- Three-time All-SEC selection (1989, 1990, 1991)
- SEC Tournament Champion & Tournament MVP, 1991

PERSONAL

Education: B.A. in general studies, LSU, 1991

High School: Hahnville HS

Hometown: Ama, La.

Born: June 18, 1969 in Ama, La.



COACHING STAFF

CHRISTIE SIDES ASSISTANT COACH



Veteran college, international and WNBA coach Christie Sides has joined the Indiana coaching staff for 2018. Most recently at Northwestern University, Sides is re-united with Pokey Chatman, with whom she has spent a combined 12 years at Louisiana State, overseas in Russia and Slovakia, and with the Chicago Sky.

"Christie's a veteran coach with a wealth of WNBA experience," said Chatman who was aided by Sides during the Sky's run to an Eastern Conference championship and trip to the WNBA Finals in 2014. "Her ability to effectively communicate, and develop players with enthusiasm, is

simply unmatched. Having previously worked together in college, abroad and in the WNBA, I am confident she will positively impact our team and organization."

Sides was an assistant coach at Northwestern during the 2016-17 season, and named in May 2017 as associate head coach. She resigned prior to the 2017-18 season to begin her new post with the Fever. Prior to her stint with the Wildcats, she spent six seasons as assistant coach at Chatman's side with the Sky.

From 2009-13, Sides served as an assistant for Spartak Moscow Region in Russia, where she helped Chatman lead Spartak to consecutive FIBA EuroLeague Championships in 2009 and 2010, and five Final Eight finishes overall. Sides also served as Chatman's assistant with the Slovakian Women's National Team for two years in the same period, helping the program to an eighth-place finish at the European Championships in 2009.

When Chatman accepted the Sky's position as head coach and GM prior to the 2011 season, the duo maintained their Russia-to-Chicago schedule for three years as they began building the Sky into a conference contender.

From 2004-07, Sides was an assistant on the LSU staff with Chatman as head coach. She helped guide the Lady Tigers to three Final Fours and two Southeastern Conference regular season titles in three seasons with the team.

Prior to LSU, Sides spent the 2003-04 season at Louisiana Tech as an assistant coach. Sides began her coaching career as the head JV coach and assistant varsity coach at Ruston (La.) High School. While at Ruston, Sides helped guide the Lady Bearcats to consecutive state playoff appearances.

As a player, Sides played her first two college seasons at Ole Miss for Hall of Fame coach Van Chancellor and helped the Rebels to a 34-22 overall record. She transferred to Louisiana Tech where she finished her playing career for fellow Hall of Fame coach Leon Barmore. Sides helped the Lady Techsters to a 61-6 record in two seasons, including a trip to the 1999 Final Four. She still holds the career record at Tech for 3-point field goal percentage (.448).

Born Jan. 17, 1977, Sides is a native of Baton Rouge where she led Central Private High School to a state championship as a senior and earned the Louisiana Gatorade Player of the Year award and all-state honors. She ended her high school playing career ranked No. 1 in school history with 3,375 points.

JESSIE MILLER ASSISTANT COACH



A former college player who played five seasons professionally in Germany, Jessie Miller begins her second year as assistant coach with the Indiana Fever.

It is Miller's first WNBA coaching position, after serving ten seasons in an operations and video capacity with the Chicago Sky.

Pokey Chatman brought Miller from her staff in Chicago where she spent the previous two years as the club's video coordinator and aided in player development.

Miller managed opponent scouting operations and video coaching with the Sky, participating in daily practices

at home, and on the road.

Miller coached with DJK Brose Bamberg in Bamberg, Germany the past two seasons, following five years playing with the team.

A captain and four-year starter at Illinois-Chicago, Miller helped the Flames to the WNIT before playing overseas with DJK Brose Bamberg, from 2010-15.

"I'm excited about adding Jessie to our coaching staff," said Chatman who spent the past six seasons leading the Sky. "Having watched her grow over the past six years, I am confident she will impact our opponent scouting/preparation, player development, and in-game strategy. She understands the league and will be key as we continue to build on the success of our franchise."

A native of Burnsville, Minn., Miller received a B.S. in kinesiology from UIC in 2010. She has continued post-graduate coursework in Bamberg.

COACHING STAFF

TODD CHAMPLIN ATHLETIC TRAINER



Beginning his seventh season with the Indiana Fever, Todd Champlin is a licensed athletic trainer and board-certified sports physical therapist provided to the Indiana Fever by St.Vincent Sports Performance. He has been a team sports practitioner for nearly 20 years.

He began work with the Fever during the club's WNBA championship season of 2012.

Hockey has been Champlin's focus of attention for much of the past decade as team athletic trainer for the USHL's Indiana Ice from 2004-14, and the CHL's Indianapolis Ice from 2000 to 2003. He also has worked several seasons with the Buffalo Bandits, a

professional indoor lacrosse team.

In Summer 2011, Champlin was the athletic trainer for Team USA when it won the gold medal at the Five Nations Tournament in Huttwil, Switzerland.

Before arriving in Indianapolis, Champlin owned his own private practice and sports therapy business for ten years in Buffalo, New York.

He received a bachelor of science in physical therapy from Daemen College in Buffalo prior to receiving a master's degree in sports physical therapy from the University of Pittsburgh. He is a member of the National Athletic Trainers Association, the National Strength and Conditioning Association and the American Physical Therapy Association.

Champlin is a native of Buffalo, NY, but now makes his home in Noblesville, Ind. He is married to wife, Victoria. The couple has three children: Andrew, Lindsey, and Lauren; and a granddaughter, Payson.



CHASE CAMPBELL STRENGTH COACH & PERFORMANCE SPECIALIST



Chase Campbell begins his second season as strength coach and performance specialist for the Indiana Fever. Campbell is a contracted professional as part of the team's agreement with St. Vincent Sports Performance.

Responsible for the design and implementation of training programs for the Indiana Fever, Campbell also serves as the assistant strength and conditioning coach at Butler University, where he works primarily with softball, tennis and swim teams. He also assists with training programs involving athletes from men's basketball, football, baseball, golf and volleyball teams.

Prior to his time with Butler and St. Vincent Sports Performance, Campbell spent a year working as the strength coach for men's and women's basketball teams at Miami University in Oxford, Ohio. He also worked with athletes from golf, track and tennis teams.

He was a strength and conditioning intern at Vanderbilt University during the summer of 2015, following a two-year stint as a graduate assistant at his alma mater, Ball State. During the same time, he was a strength and conditioning intern with the Indiana Pacers during the summer of 2014.

Originally from Fort Wayne, Ind., Campbell is a Certified Strength and Conditioning Specialist through the National Strength and Conditioning Association. He received a bachelor of science degree in exercise science from Ball State in 2013. He earned a masters degree in sports performance from Ball State in 2015.

TULLY BEVILAQUA PLAYER DEVELOPMENT COACH



After six record-setting seasons as an Indiana Fever point guard and recent coverage of the club as a local TV analyst, Tully Bevilaqua begins her second season as player development coach for the Fever.

A native of Merredin, Australia, and recently named to the Western Australia Hall of Champions, Bevilaqua earned a silver medal in the 2008 Olympics with the Australian National Team, and a gold medal at the 2006 World Championships. She completed 14 WNBA seasons between Cleveland (1998), Portland (2000-02), Seattle (2003-04), Indiana (2005-10) and San Antonio (2011-12). She also won a pair of WNBL championships in Australia as part of a 20-year pro career that began in 1991 with the Perth Breakers in her home country.

After winning the 2004 WNBA title as a reserve guard with Seattle, Bevilaqua signed a free agent deal with Indiana and made an instant impact. Spurred by an engaging personality and Australian accent, she became a fan favorite at Bankers Life Fieldhouse and, since her first season with the Fever, Indiana has never failed to reach the playoffs.

Named as a member of the Fever's All-Decade Team in 2009, Bevilaqua joined Tamika Catchings to spark a resurgence reflected by Indiana's current WNBA-record 12 straight postseason appearances, three trips to the WNBA Finals and a 2012 championship. Bevilaqua was the club's starting point guard for six straight years, leading Indiana to its first Finals appearance in 2009 and aiding in the development of future star Briann January who has been the Fever's point guard ever since.

The 2007 recipient of the WNBA's Kim Perrot Sportsmanship Award, Bevilaqua was a six-time member of the WNBA All-Defense Team – all with Indiana and all beside Catchings. Her 573 steals still rank 10th among WNBA career leaders. Her 356 steals with the Fever are second in club history. She started an Indiana-record 116 consecutive games spanning the 2006-08 seasons, and started 188 of 197 Fever games overall, the fourth-highest figure in franchise history. Elsewhere in the Indiana record book, she ranks fourth in 3-point field goals and fourth in assists.

"Signing Tully back in 2005 was a turning point in our franchise," said Krauskopf, "so I am thrilled to have her back on the floor as a player development coach as we start a new era of Fever basketball. She brings tremendous knowledge, experience and work ethic. I am proud to add a former player to our staff who has been such an integral part of our success."

Since her retirement as a player, Bevilaqua has maintained residence in Indianapolis and become certified as a personal trainer. She is co-owner of Gym41, a local gym she established in 2011 that specializes in boot camp training, small group training, cardio boxing and yoga classes. She has spent the past two years as a volunteer assistant coach with the Zionsville High School girls basketball team, helping the Eagles to back-to-back sectional championships.

Bevilaqua and wife Lindsay have two children: Parker (7) and Mackenzie (5).



SHELI KUHL
Director, Fever Basketball
Operations
3rd Season with Franchise



WYATT HOPPER
Equipment Manager/
Operations Coordinator
1st Season with Franchise



ZACH HAMER
Video Coordinator
1st Season with Franchise

NATALIE ACHONWA



POSITION: Center

WNBA YEARS: 3

HEIGHT: 6-3

WEIGHT: 190

BORN: November 22, 1992 in Guelph, Ontario

HIGH SCHOOL: St. Mary's Catholic (Hamilton, Ontario)

COLLEGE: Notre Dame '14

DRAFTED: By Indiana, first round, 2014 WNBA Draft (9th overall)

SIGNED: Feb. 5, 2015

11



@NatAchon
TWITTER



@NatAchon11
INSTAGRAM

- **Two-time Olympian (2012, 2016) with Canada**
- **2015 WNBA All-Rookie Team**
- **Career 55 percent FG shooting is 2nd in Fever history**
- **Led Notre Dame to four consecutive NCAA Final Fours**

Pronunciation: Achonwa — uh-CHON-wuh

Natalie Achonwa has completed three WNBA seasons with Indiana, following her first-round selection (9th overall) in the 2014 WNBA Draft...Achonwa missed the 2014 season with an ACL injury sustained in the 2014 NCAA Tournament, and played her rookie campaign in 2015...she earned All-Rookie accolades in 2015, made 24 appearances in 2016 and made 17 starts in 34 games last season...in 2015, Achonwa led all WNBA rookies with a 55.0 percent shooting clip...she finished fourth among first-year players in scoring and rebounding...missing part of the WNBA season to honor commitments with the Canadian National Team, she helped Canada to gold medals at the FIBA Americas Championship and the Pan Am Games...she made a second Olympics appearance with Canada during the 2016 Olympics in Rio de Janeiro, Brazil.

PRO - WNBA

2017: The third-year center averaged 7.1 points and 3.7 rebounds during a career-best 18.3 minutes of action...she reached double-figure scoring nine times, including a career-high 19 points on 8-of-10 shooting against New York, 7/28...she matched a career-high with nine rebounds at Atlanta, 8/26...she led the Fever in scoring with 13 points and career highs of seven FTs on eight attempts at Dallas, 5/30...she was second on the club in shooting with a 55.7 percent field-goal clip...she reached double-digit scoring in three straight games, 5/28 to 6/3, to match the longest streak of her career.

2016: Achonwa appeared in 24 games off the bench, averaging 3.6 points and 2.0 rebounds per game...she played in 8.1 minutes per game while shooting 36-of-66 (54.5%) from the floor...she scored a season-high 12 points on 5-of-9 shooting against Washington, 8/27...she contributed seven points and a season-high eight boards against Atlanta, 5/29.

2015: A member of the WNBA All-Rookie Team, Achonwa completed her rookie season with averages of 8.0 points and 3.5 rebounds during 17.3 minutes per game...her 55 percent shooting led all WNBA rookies, and she ranked fourth among rookies in scoring and rebounding...she managed a season-high 14 points against Minnesota, 6/6, and a season-high nine rebounds vs. Atlanta, 9/11...she made 17 starts in 28 total appearances...Achonwa replaced Erlana Larkins in the starting lineup early in the year and earned WNBA Rookie of the Month honors, becoming the first Fever player ever to win the award...during June, she paced all rookies with 10.2 points per game...she shot 52.6 percent for the month with 4.6 rebounds and 21.5 minutes per game...Achonwa reached double-figure scoring in seven of her first 10 games...she finished with 11 double-figure scoring efforts, overall.

2014: Achonwa resided in Indianapolis following her final year of college while rehabbing the ACL injury sustained as a senior...she doubled as the director of basketball operations with Notre Dame, through another trip to the NCAA Final Four.

PLAYOFFS

2016: Achonwa contributed four points and four rebounds in a Round 1 loss to Phoenix.

2015: Appearing in six playoff games, Achonwa averaged just seven minutes per game...she was a starter in her playoff debut against Chicago, finishing with four points and four rebounds, which both were playoff highs for the rookie...she totaled 10 minutes while appearing in Games 1 and 2 of the WNBA Finals against Minnesota.

COLLEGE

2013-14: "Ace" finished her career ranked 12th on Notre Dame's career scoring list (1,546), fourth in rebounds (970), tied for fifth in double-doubles (28) and sixth in career field goal percentage (.562)...she helped Notre Dame reach four consecutive Final Four appearances...she earned Associated Press All-America Third Team, All-ACC Second Team and NCAA Notre Dame Regional All-Tournament Team honors during her senior season...she started 33 games and averaged a career-high 14.9 points to go along with 7.7 rebounds and a career-best 2.8 assists per game...Achonwa posted a team-high eight double-doubles...she finished second in the ACC, third nationally and seventh in Notre Dame single-season history with a .611 field goal percentage...her season ended when an ACL injury knocked her from the NCAA Regional Final against Baylor.

2012-13: Achonwa earned Associated Press All-America Team honorable mention, First-Team All-Big East and NCAA Norfolk Regional All-Tournament Team honors...she started all 37 games while averaging 13.8 points and a career-high 9.5 rebounds per game...she set a school record and led the Big East with 19 double-doubles, including three during the NCAA Tournament...she shot 52.0 percent from the field and 80.0 percent from the free throw line.

2011-12: As a sophomore, she played in 36 games and made one start while averaging 7.6 points and 4.4 rebounds per game...she finished third in the Big East with a team-high .557 field goal percentage...she was named to the NCAA Raleigh Regional All-Tournament Team and helped the Irish reach the NCAA National Championship Game.

2010-11: Named to the Big East All-Freshman Team, Achonwa appeared in all 39 games off the bench during her freshman season...she averaged 6.9 points and 5.3 rebounds in 18.3 minutes per game with a .566 field goal percentage.

PRO-OVERSEAS

2017-18: Achonwa led Woori Bank to a 29-6 record and WKBL regular season and tournament championship in South Korea...she played in the WKBL All-Star Game.

2016-17: In 34 games, Achonwa shot 50 percent from the floor while averaging 12.0 points and 6.9 rebounds per game with KEB Hanabank in South Korea.

2015-16: Achonwa played with Napoli (Italy) in EuroCup competition, averaging 12.3 points and 6.9 rebounds. In the Italian League, she posted 19.8 points and 8.8 rebounds per game.

INTERNATIONAL

2016: Making her second Olympics appearance, Achonwa played in all six games for the Canadian team that reached the

Olympic quarterfinals in Rio de Janeiro, Brazil...she averaged 5.0 points and 2.8 rebounds during 11.4 minutes per game.

2015: Achonwa helped Canada to gold-medal finishes at both the Pan Am Games (Toronto, Canada) and the FIBA Americas Championship (Edmonton, Canada) while qualifying for the 2016 Olympics...Canada went undefeated in both events, defeating Cuba in the Americas Championship to reach a second second straight berth in the Olympics...Achonwa averaged 10.0 points and 3.5 rebounds off the bench in six games...she shot 54.5 percent in the tournament.

2013: Natalie helped the Canada Senior Women's National Team earn a silver medal and qualify for the 2014 FIBA World Championships at the 2013 FIBA Americas Championship in Mexico... she averaged 7.5 points and 5.0 rebounds per game in six games.

2012: Achonwa appeared in six games for the Canadian team that reached the Olympic quarterfinals in London...she averaged 7.2 points, 3.8 rebounds and 2.2 assists in 19 minutes per game.

2010: She played in eight games for Team Canada at the 2010 FIBA World Championships in the Czech Republic, averaging 4.6 points and 3.9 rebounds in eight games.

2009: She made her Canadian Senior National Team debut at age 16 at the 2009 FIBA Americas Championship in Brazil... Achonwa helped Team Canada win a bronze medal and a berth in the 2010 FIBA World Championships...she played in all five games during the tournament while averaging 6.6 points and 4.2 rebounds per game...earlier in the summer, she appeared in nine games for the Junior Women's National Team at the FIBA U19 World Championships in Thailand.

2008: Achonwa made her international debut at age 15 for Canada's Junior Women's National Team at the FIBA U18 Americas Championship in Argentina...she helped her team win the silver medal with a 4-1 record as she averaged 7.2 points and 5.8 rebounds per game.

PERSONAL

Last name is pronounced uh-CHON-wuh...native of Guelph, Ontario...engaged on 7/2/17 to Mario Crawford, the couple resides in the Indianapolis suburb of Brownsburg and is expected to be married 10/7/18...Crawford, whose sister also attended Notre Dame, is a member of the U.S. Army Reserve...Achonwa is the daughter of Marion and Manny Achonwa...she has one older brother, Adrian, and one younger sister, Kendra...her brother, Adrian, played basketball at the University of Guelph (Ontario)... in 2009, she was selected as one of Guelph's "top 40 influential people under 40" by the Guelph Mercury...she graduated in May 2014 from Notre Dame's Mendoza College of Business with her bachelor's degree in management-consulting.

CAREER TRANSACTIONS

(1) Drafted by the Indiana Fever with the 9th overall pick, first round, in the 2014 WNBA Draft, 4/14/14. (2) Signed with the Fever, 2/5/15.

NATALIE ACHONWA

ACHONWA'S STATISTICS

REGULAR SEASON

YR/TEAM	G-GS	MIN	FGM-A	PCT	3FGM-A	PCT	FTM-A	PCT	OR	DR	TR	AVG	AST	PF-DQ	ST	TO	BKS	PTS	AVG
2015 IND	28-17	484	88-160	.550	0-0	.000	47-63	.746	40	57	97	3.5	17	58-0	14	37	14	223	8.0
2016 IND	24-0	195	36-66	.545	0-0	.000	14-20	.700	16	31	47	2.0	6	27-0	10	12	1	86	3.6
2017 IND	34-17	623	98-176	.557	0-0	.000	45-59	.763	37	90	127	3.7	25	76-0	14	31	17	241	7.1
3 YEARS	86-34	1303	222-402	.552	0-0	.000	106-142	.746	93	178	271	3.2	48	161-0	38	80	32	550	6.4

PLAYOFFS

YR/TEAM	G-GS	MIN	FGM-A	PCT	3FGM-A	PCT	FTM-A	PCT	OR	DR	TR	AVG	AST	PF-DQ	ST	TO	BKS	PTS	AVG
2015 IND	6-1	42	4-15	.267	0-0	.000	3-6	.500	2	7	9	1.5	2	10-0	0	7	1	11	1.8
2016 IND	1-0	9	2-3	.667	0-0	.000	0-0	.000	1	3	4	4.0	1	0-0	0	0	0	4	4.0
2 YEARS	7-1	51	6-18	.333	0-0	.000	3-6	.500	3	10	13	1.9	3	10-0	0	7	1	15	2.1

ACHONWA'S CAREER HIGHS

REGULAR SEASON

MIN: 31:52, vs. MIN, 6/6/15
 FGM: 8, vs. NY, 7/28/17
 FGA: 11, vs. DAL, 6/3/17
 vs. CHI, 6/14/15
 at NY, 6/9/15
 vs. MIN, 6/6/15
 3-Pt FGM: 0
 3-Pt FGA: 0
 FTM: 7, at DAL, 7/25/17
 at DAL, 5/30/17
 FTA: 8, at DAL, 7/25/17
 at DAL, 5/30/17
 OR: 7, at ATL, 8/26/17
 DR: 6, at ATL, 5/29/16
 at ATL, 9/11/15
 TR: 9, at ATL, 8/26/17
 at ATL, 9/11/15
 AST: 3, vs. SA, 7/12/17
 ST: 2, nine times
 (most recent at ATL, 8/26/17)
 BKS: 3, vs. WAS, 8/20/17
 vs. LA, 6/24/17
 PTS: 19, vs. NY, 7/28/17

PLAYOFFS

MIN: 15:34, at CHI, 9/17/15
 FGM: 2, vs. PHO, 9/21/16
 FGA: 6, at CHI, 9/17/15
 3-pt FGM: 0
 3-pt FGA: 0
 FTM: 2, at CHI, 9/17/15
 FTA: 2, vs. CHI, 9/19/15
 at CHI, 9/17/15
 OR: 2, at CHI, 9/17/15
 DR: 3, vs. PHO, 9/21/16
 TR: 4, vs. PHO, 9/21/16
 at CHI, 9/17/15
 AST: 1, vs. PHO, 9/21/16
 at MIN, 10/4/15
 at NY, 9/23/15
 ST: 0
 BKS: 1, at CHI, 9/17/15
 PTS: 4, vs. PHO, 9/21/16
 at CHI, 9/17/15

KAYLA ALEXANDER



POSITION: Center

WNBA YEARS: 5

HEIGHT: 6-4

WEIGHT: 195

BORN: January 5, 1991 in North York, Ontario

HIGH SCHOOL: Milton District (Milton, Ontario)

COLLEGE: Syracuse '13

DRAFTED: By San Antonio, first round, 2013 WNBA Draft (8th overall)

ACQUIRED: From Las Vegas with a 2019 third-round draft pick, in exchange for a 2019 second-round draft pick, 2/1/18



40



@KJAlexan40
TWITTER



@KJAlexan40
INSTAGRAM

- Long, athletic post player acquired from Las Vegas in February 2018
- Started final 10 games of 2017 in San Antonio
- Member of Canadian National Team
- Second Syracuse player ever chosen in the WNBA Draft

A five-year WNBA veteran, Kayla Alexander begins her first season with Indiana following a February trade with the Las Vegas Aces...she is an athletic post player with offensive efficiency and finesse, and is expected to enhance Indiana's post play beside Erlana Larkins and fellow Canadian Natalie Achonwa.

Achonwa and Alexander both are from Ontario and train with the Canadian National Team.

PRO - WNBA

2017: Alexander averaged 6.2 points and 3.1 rebounds while appearing in all 34 games with 10 starts with San Antonio...she shot a team-high and career-best 58.2 percent from the floor and made 20-of-22 free throws for the season...she scored career highs with nine field goals and 19 points against New York, 8/1, and contributed double-figure scoring in six of her last ten games including 11 points at Bankers Life Fieldhouse the season finale against the Fever, 9/2...her nine rebounds at New York a day earlier, 9/1, were a season high.

2016: Appearing in 25 games, Alexander averaged 8.0 points and 4.5 rebounds in 19.5 minutes per game, the highest season averages of her career...she sustained a concussion on Aug. 28 at Washington and missed the remainder of the season...she led the Stars with 47 offensive rebounds and ranked second in field goal percentage (.546)...she reached scored double-figure scoring 10 times and 10-plus rebounds twice...she managed a double-double on at Los Angeles, 6/2, with 14 points and 10 rebounds, setting two season highs in points and offensive rebounds (6)...the six offensive rebounds were the most by a Stars player in 2016...she played a season-high 26 minutes versus Minnesota, 7/12.

2015: In her third WNBA season, Alexander came off the bench in 29 games to average 3.3 points and 3.3 rebounds per game...she led the Stars in rebounding with a career-high 11 total rebounds (3 offensive, 8 defensive) against Minnesota, 7/12...twice, she recorded a season-high eight points: vs. Tulsa, 6/14 and vs. Atlanta, 7/29.

2014: Alexander played in 33 of 34 regular season games, averaging 2.8 points and 2.0 rebounds...she grabbed a season-high seven rebounds vs. Chicago, 7/29...she scored seven points on 3-of-4 shooting in just 13 minutes vs. Tulsa, 7/22...she scored a season-high 11 points at Phoenix, while playing just 14 minutes and shooting 5-of-6 from the field...she collected a season-high six rebounds against Tulsa, 5/17.

2013: As a rookie, Alexander averaged 2.8 points in 33 games with San Antonio...she led Stars' rookies in rebounds per game (3.0)...she tied a season-high 10 points at Tulsa, 8/23, while also recording a team-high eight rebounds and two blocks against the Shock...she tallied a season-high 10 points at Seattle, 8/9...she had four points and a team-high tying five rebounds in her professional debut against Indiana, 5/24.

PLAYOFFS

2014: Alexander played one minute in Game 2 of the Western Conference Semifinals against Minnesota.

PRO - OVERSEAS

2016-17: With Bourges Basket, Alexander shot 50 percent from the floor while averaging 10.2 points and 7.3 rebounds per game in the French LFB...she averaged 9.4 points and 7.7 boards in 16 EuroLeague games...Bourges won the French Cup.

2015-16: Alexander split overseas action between Russian teams in Dynamo and Spartak...in 20 games with Dynamo, she averaged 19.1 points per game...in 10 outings with Spartak, she averaged 8.9 points and 7.7 rebounds and helped the team to the Russian PBL semifinals and EuroCup quarterfinals.

2014-15: With Vologda-Chevakata in Russia, she scored 10.5 points per game with 50 percent shooting and led her team with 8.0 rebounds over 22 games...in eight games of EuroCup action, she averaged 12.0 points and 9.9 rebounds while shooting 59 percent from the floor.

2013-14: In her first season overseas, Alexander played 23 games with Energy Ivanovo in Russia...she scored 14.7 points per game and averaged 9.1 rebounds per contest, earning mention by Eurobasket.com as a member of the Russian PBL All-Imports Team and PBL second team.

INTERNATIONAL

2018: Participated in training camp with the Canadian National Team in February.

2012: She was invited to Canada's senior women's national team tryouts and played in five games as a member of the Development Team, averaging 14.9 minutes, 6.6 points and 4.2 rebounds per game.

2009: The Ontario native represented Canada at the U19 World Championships in Thailand, averaging 11.3 points and 11.3 rebounds in 25 minutes per game.

2008: Alexander played in five games for Team Canada at the FIBA Americas U18 Championship, helping the team to a 4-1 record and silver medal...she led the team with 11.6 points per game and 10.4 rebounds per contest, shooting 61.8 percent from the field...she also was a member of Team Ontario for the 2008 U17 National Championships...she scored 20 points on 8-of-13 shooting and gathered seven rebounds in the gold-medal game...she was named a First-Team All-Star in the U17 National Championships.

2006: Alexander debuted with Team Canada while playing with the U15 National Team...she was a member of Team Ontario for the U17 Juvenile National Championships, helping her team to a sixth-place national finish.

2005: She helped Team Ontario to a gold medal during the U15 Midget National Championships.

COLLEGE

Alexander finished her Syracuse career as the program's all-time leader in points (2,024), blocks (350), field goals (736), free throws made (552), free throws attempted (750) and games played (140)...an honorable mention All-American and three-time All-Big East selection, she set Syracuse single-season marks in scoring and blocked shots...throughout her four college seasons, she was a consistent member of Big East All-Academic Teams and the SU Athletic Director's Honor Roll.

2012-13: An Associated Press All-America Honorable Mention squad and All-Big East first team selection, Alexander averaged 19.7 points and 8.7 rebounds per game...she finished second in the league in points, third in rebounds...her 2.9 blocks per game led the Big East...she set the school's single-season record for points (573) and field goals (211), and was the Big East player of the week twice...she finished her career with 31 double-double performances, 12 as a senior...she became the first Syracuse player ever to eclipse 2,000 points.

2011-12: Named to the All-Big East second team, Alexander started all 37 games, finishing 19th in the nation and first in the Big East with 2.6 blocked shots per game...she set a school record with 96 blocks for the season...she was second on the team and 10th in the conference with 14.8 points per game and ninth in the league with 7.5 rebounds per game...she was a member of the WNIT All-Tournament Team, helping the Orange to the WNIT Final Four while averaging 16.2 points and 8.8 rebounds per game.

2010-11: As a sophomore, she was named to the All-Big East first team while leading SU in points, blocks, field goal percentage and free throw percentage.

2009-10: Alexander was named to the Big East All-Freshman Team, finishing with a team-high 69 blocked shots...her 10.8 points per game was third on the team.

PERSONAL

Kayla Janine Alexander was born Jan. 5, 1991 in North York, Ontario, Canada...she is the daughter of Audrey and Joseph Alexander...she has a younger brother, Kyle, who stars on the University of Tennessee men's basketball team, and a younger sister, Kesia...she graduated from Syracuse in 2013 with a degree in social studies education and a minor in French and francophone studies...she prepped at Milton District High School, leading her team to a city championship in 2009 as team MVP...when not playing basketball, she is an illustrator with pencil, pen, watercolor and illustrative marker...her primary focuses are on fashion, basketball, natural hair and travel...she enjoys journaling thoughts on life experiences, faith in God and current events...she maintains a personal website at KaylaAlexander.net.

CAREER TRANSACTIONS

(1) Drafted by the San Antonio Stars with the eighth pick, first round, in the 2013 WNBA Draft, 4/11/13. (2) Traded to Indiana, 2/1/18 with a 2019 third-round draft pick, in exchange for a 2019 second-round draft pick.

KAYLA ALEXANDER

ALEXANDER'S STATISTICS

REGULAR SEASON

YR/TEAM	G-GS	MIN	FGM-A	PCT	3FGM-A	PCT	FTM-A	PCT	OR	DR	TR	AVG	AST	PF-DQ	ST	TO	BKS	PTS	AVG
2013 SAN	33-1	371	35-84	.417	0-0	.000	22-30	.733	43	56	99	3.0	10	46-0	4	35	14	92	2.8
2014 SAN	33-0	298	33-76	.434	0-0	.000	26-31	.839	27	39	66	2.0	6	39-0	4	22	10	92	2.8
2015 SAN	29-0	358	37-89	.416	0-0	.000	22-34	.647	29	66	95	3.3	6	43-0	6	24	24	96	3.3
2016 SAN	25-0	489	77-141	.546	0-0	.000	46-61	.754	47	66	113	4.5	13	55-0	11	28	13	200	8.0
2017 SAN	34-30	522	96-165	.582	0-0	.000	46-61	.909	45	62	107	3.1	17	68-0	15	32	17	212	6.2
5 YEARS	154-11	2038	278-555	.501	0-0	.000	136-178	.764	191	289	480	3.1	52	251-0	40	141	78	692	4.5

PLAYOFFS

YR/TEAM	G-GS	MIN	FGM-A	PCT	3FGM-A	PCT	FTM-A	PCT	OR	DR	TR	AVG	AST	PF-DQ	ST	TO	BKS	PTS	AVG
2014 SAN	1-0	1	0-0	.000	0-0	.000	0-0	.000	0	0	0	0.0	0	0-0	0	0	0	0	0.0

ALEXANDER'S CAREER HIGHS

REGULAR SEASON

MIN:	33, at NY, 9/1/17 at MIN, 6/25/17
FGM:	9, at NY, 8/1/17
FGA:	13, vs. NY, 8/1/17 vs. CON, 6/3/17
3-pt FGM:	0
3-pt FGA:	0
FTM:	
FTA:	
OR:	6, at LA, 6/2/16
DR:	8, at NY, 9/1/17 at MIN, 7/2/15
TR:	11, at MIN, 7/2/15
AST:	3, vs. PHO, 7/7/17 at MIN, 7/12/15
ST:	3, vs. NY, 8/1/17
BKS:	3, vs. NY, 8/1/17 vs. TUL, 6/14/15 at ATL, 6/11/15
PTS:	19, vs. NY, 8/1/17

HIND BEN ABDELKADER



POSITION: Guard

WNBA YEARS: Rookie

HEIGHT: 5-8

WEIGHT: 160

BORN: July 21, 1995 in Brussels, Belgium

COLLEGE: California (as freshman in 2013-14)

ACQUIRED: Signed as a free agent, 2/9/18

8



@HindBenA
TWITTER



@Hind_Bena
INSTAGRAM

- *Sharpshooting Belgian guard who hopes to make Fever squad as an undrafted free agent*
- *Joins Emma Meesseman and Ann Wauters as third Belgian player ever to sign with a WNBA team*
- *Top scorer with 22.0 ppg in U20 European Championships in 2015*
- *Represented Belgian national teams since 2011*

Pronunciation:

Hind — rhymes with wind

Ben Abdelkader — ben-ab-DELL-kuh-dair

The 22-year old, fourth-year pro is best known for a quick release and deep shooting range...a 5-8 point guard, the high-scoring Ben Abdelkader is the third Belgian player ever to sign with a WNBA team...she is the second Belgian player ever drafted or signed by Indiana, following guard Julie Allemand who was drafted 33rd overall (third round) by the Fever in 2016, but did not attend training camp...Ben Abdelkader played 20 games during a freshman season at the University of California in 2013-14 before returning to her home club in Belgium...she is a part of the Belgian Cats national team program, but is not currently on the 2018 FIBA World Cup roster...she won a bronze medal in the 2014 FIBA 3x3 World Championships, helping Belgium past Czech Republic, 14-12, for third place...Belgium fell to eventual champion USA team, including Fever teammate Tiffany Mitchell, in the semifinal round, 18-14.

PRO — OVERSEAS

2017-18: In her fourth pro season, Ben Abdelkader averaged 17.5 points, 3.2 rebounds and 2.4 assists while helping Hatay to a 20-4 record and second-place finish in the Turkish League...she averaged 16.2 points, 2.6 boards and 1.9 assists through 14 EuroCup contests...teammates with Hatay included WNBA stars Courtney Paris and Leilani Mitchell.

2016-17: In 37 games with Wisla Krakow in Poland, she averaged 12.9 points, 3.2 rebounds and 3.3 assists per game, including 52 percent shooting overall and 40 percent from 3-point range...she averaged 10.3 points in 14 EuroLeague games with the Polish runner-up...she was named second-team All-Polish League by Eurobasket.com.

2015-16: With Cavigal Nice in France, Ben Abdelkader averaged 11.1 points, 3.3 rebounds and 3.0 assists in the French LFB in her second pro season.

2014-15: In her first year as a pro, she averaged 10.9 points, 3.1 rebounds and 1.4 assists in 29 games in the Spanish LFB with Cadi La Seu...she helped her team to the LFB semifinals.

2013-14: Ben Abdelkader returned to Sainte Catherine Wavre in the Belgian League following her stint at the University of California...in 7 games she averaged 13.3 points, 3.4 rebounds and 1.6 assists.

2012-13: In the Belgian League with Sainte Catherine Wavre, she led the league in scoring with 22.0 points per game, adding 4.9 rebounds and 1.7 assists per game...in six EuroCup games, she averaged 13.8 points...in addition to first-team all-league honors, she was named the league's domestic player of the year and its best guard.

2011-12: In 25 Belgian League games with Dexia Namur, Ben Abdelkader averaged 9.7 points, 2.6 rebounds and 1.2 assists per game...she averaged 6.9 points during an eight-game introduction to EuroCup action.

2009-10 and 2010-11: She began her career with CRF AWBB in Brussels during the 2010 season, then averaged 4.8 points during 21 games with Belgian League champ Waregem in the 2011 campaign.

INTERNATIONAL

2016: Ben Abdelkader began training with Belgium's senior national team...with Belgium's 2017 European Championships qualifying team, Ben Abdelkader averaged 5.5 points in two appearances as Belgium finished 5-1 and in third place.

2015: As a 19-year old, Ben Abdelkader was the leading scorer with 22 points per game in the European Championships in the Canary Islands...Belgium finished in 11th place despite her tournament scoring high...she was named to the All-European Championships second team by Eurobasket.com...in June, her Belgian 3x3 team took part in the 2015 European Games in Baku, Azerbaijan, but failed to reach the quarterfinals.

2014: Ben Abdelkader helped Belgium to a bronze medal at the 2014 FIBA Women's 3x3 World Championships held in Moscow...Belgium was 5-0 in pool play and remained unbeaten before falling to the eventual champion United States in the semifinals, 18-14...Belgium beat Czech Republic, 14-12, for third place...Ben Abdelkader won a silver medal in the women's skills challenge.

2012: In the U17 European Championships, she averaged 18.6 points, 3.7 rebounds and 3.2 assists as Belgium finished 15th.

2011: Ben Abdelkader was named a finalist for the FIBA Europe Young Women's Player of the Year...In the U16 European Championships, she averaged 18.9 points, 4.2 boards and 3.3 assists as Belgium finished second to Spain. Ben Abdelkader had a tournament-best 29 points in a semifinal win over Italy...she was named the tournament's MVP as its second-leading scorer.

2010: In the U16 European Championships, she averaged 9.1 points and 3.7 rebounds as Belgium finished eighth...then still a 15-year old, Ben Abdelkader also appeared in the U17 World Championships with Belgium, averaging 3.0 points in a reserve capacity as the Belgians finished fourth.

COLLEGE

2013-14: As an NCAA freshman, Ben Abdelkader appeared in 20 games with the University of California, averaging 5.0 points and 1.5 rebounds per game prior to returning to her native Belgium on Feb. 3, 2014...the Golden Bears would eventually finish 22-10 and reach the second round of the NCAA Tournament behind eventual WNBA players Brittany Boyd and Reshanda Gray.

PERSONAL

Hind Ben Abdelkader was born in Brussels, Belgium on July 21, 1995...she is the daughter of Mohamed and Nadia Ben Abdelkader...her father is an accountant and her mother is a nurse...she is the youngest of three siblings including a brother, Bilal, and a sister, Sanaa...the family has origins in Morocco where Ben Abdelkader meant "son of Abdelkader" and the name stuck after generations of use...she speaks four languages - French, English, Spanish and Dutch, with French being the language she was taught as a child...she attended Cal in 2013 because it had been a dream of hers to play in the United States...since returning to pro ball in Europe, she has always desired to play in the WNBA...her favorite NBA player is Kyrie Irving, and the women's player she most admired is Diana Taurasi...she enjoys soccer, going to the movies and spending time with her family...her favorite TV shows are "Scandal" and "How to Get Away with Murder."

CAREER TRANSACTIONS

(1) Signed a free agent contract with Indiana, 2/9/18.

BEN ABDELKADER'S EUROPEAN STATISTICS

TURKISH LEAGUE

YR/TEAM	G	MIN	FGM-A	PCT	3FGM-A	PCT	FTM-A	PCT	OR	DR	TR	AVG	AST	PF	ST	TO	BKS	PTS	AVG
2017-18 HATAY	25	724	165-325	.508	66-156	.417	43-54	.796	18	62	80	3.2	61	54	14	41	14	438	17.5

EUROCUP

YR/TEAM	G	MIN	FGM-A	PCT	3FGM-A	PCT	FTM-A	PCT	OR	DR	TR	AVG	AST	PF	ST	TO	BKS	PTS	AVG
2017-18 HATAY	14	447	75-168	.446	43-100	.430	34-39	.872	7	29	36	2.6	26	40	9	27	6	227	16.2

CANDICE DUPREE



POSITION: Forward

WNBA YEARS: 12

HEIGHT: 6-2

WEIGHT: 178

BORN: August 16, 1984 in Midwest City, Okla.

HIGH SCHOOL: Paul R. Wharton (Tampa, Fla.)

COLLEGE: Temple '06

DRAFTED: By Chicago, first round, 2006 WNBA Draft (6th overall)

ACQUIRED: From Phoenix, with a 2017 second-round draft pick, as part of a three-team trade; Indiana sent Lynetta Kizer and first-round draft pick to Connecticut, 2/21/17



4



@Dupree.Candice
INSTAGRAM

- 12-year WNBA veteran and former No. 6 draft pick (first player chosen in Chicago Sky history)
- Ranks 9th in WNBA career rebounds and 10th in points
- Has scored more 2-point field goals (2,280) than any player in league history
- WNBA Champion in 2014 with Phoenix
- Six-time WNBA All-Star
- WNBA All-Rookie Team in 2006
- 64 career double-doubles, 12 consecutive seasons of double-figure scoring average, played 32 or more games in 11 of 12 WNBA seasons

An accomplished pro in the WNBA, overseas and in international competition, Candice Dupree played her first season in Indiana in 2017 following a three-team trade involving Phoenix and Connecticut...following Tamika Catchings, Katie Douglas and Tangela Smith, Dupree is the fourth player ever to represent the Fever with more than 5,000 points during their WNBA career...she is 398 points shy of becoming the eighth player in league history with 6,000 career points.

Dupree ranks ninth among all-time rebounders (2,569) in the WNBA and is 10th on the WNBA's career scoring chart (5,602)...she boasts more 2-point FG's (2,280) than any player in league history, passing Lisa Leslie (2,210) last season...her 50.2 career field goal percentage is 18th in WNBA history...Dupree is a six-time WNBA All-Star (2006, 2007, 2009, 2014, 2015, 2016)...she was a member of the All-Rookie Team in 2006, and she has received Western Conference Player of the Week honors four times.

She is regarded as an active, athletic rebounder and defender, boasting 64 career double-doubles including a franchise-record 32 career double-doubles with Phoenix...she owns 26 career games with at least 20 points and 10 rebounds...she set a Mercury record with 10 double-doubles during 2011, and another record with four consecutive from June 10-21, 2011...her 34 double-digit rebounding games with Phoenix are the most in franchise history...she holds three of the top four single-game rebounding efforts in Mercury history, including a record 19 rebounds on Sept. 3, 2011...she has averaged double-figure scoring through each of 12 seasons, and boasts career averages of 14.7 points and 6.8 rebounds per game.

Drafted by Chicago in 2006, she started all but one contest with the Sky through four seasons before being dealt to Phoenix in a three-team trade on March 30, 2010...her 66.4 percent shooting in 2010 was a Phoenix franchise record for a season...her career shooting percentage in the postseason (.569) is seventh in league history...she shot 9-of-9 on June 12, 2010 to set the Mercury record for most shots made without a miss, and her 14 consecutive field goals made from June 10-12, 2010, tied the second-best mark in WNBA history.

Defensively, she averages just shy of one steal (0.9) and one blocked shot (0.7) per game in her WNBA career...durability has long been a Dupree characteristic, including at least 33 starts in six of the past eight seasons...she has played 32 or more games in 11 of her 12 WNBA seasons...in all, Dupree has started 376 of 380 games since her arrival in the league in 2006...she started 151 consecutive games from 8/5/07 to 6/17/12, the ninth-longest streak in league history...the final 77 games of that streak

stand as the fifth-longest streak in Phoenix history...she started every game of the Mercury's championship season of 2014, and helped lead Phoenix to at least the conference finals or WNBA semifinals in each of six playoff appearances...in six playoff seasons with the Mercury, she was a 56.9 percent shooter while averaging 14.8 points and 5.7 rebounds per game.

Noting international and overseas experience, Dupree was a finalist for the 2016 U.S. Olympic Women's Basketball Team...she is a two-time gold medalist with USA world championship teams in 2010 and 2014...playing overseas in Poland, Slovakia, Russia and China, she was named the top power forward in Europe in 2011 by EuroBasket.com, and the EuroLeague Defensive Player of the Year in 2010.

Dupree starred at Temple under coach Dawn Staley, and joined Staley in 2006 as the only coach-player duo ever to compete against each other in the WNBA, prior to Staley's retirement from playing after the 2006 season.

Her smooth, efficient game is often compared to that of Tim Duncan...as a longtime Indiana opponent, she owns two of the top seven opponent rebounding marks against the Fever...she posted a career-high 20 boards at Chicago (8/7/07) and 18 at Phoenix (6/19/11)...she owns four career double-double games against the Fever, and added four with the Fever in 2017.

Dupree was married Nov. 4, 2016, to former Mercury teammate DeWanna Bonner...the couple gave birth to twin girls on July 27, 2017 with Dupree scoring 14 points at Bankers Life Fieldhouse the following day against New York, then missing her only game of the season, 7/30, at Connecticut...she plays alongside Fever teammate and sister-in-law Erica McCall, who is Bonner's younger half-sister.

PRO-WNBA

2017: In her first year with Indiana, Dupree played and started in 33 games, missing only one contest to be with family following the birth of her twin girls...she led the Fever with 15.0 points and 5.8 rebounds per game, shooting 49.4 percent from the floor...she contributed four double-doubles and scored in double digits 29 times...season-high 31 points came on 15-of-21 shooting in an upset win over Minnesota, 8/6...she had a season-high 13 rebounds while adding 19 points in the season finale vs. San Antonio, 9/2...she represented the Fever in the WNBA All-Star Game played in Seattle.

2016: Dupree started and played in 32 regular season games for Phoenix, averaging 11.3 points and 5.3 rebounds per game...she shot 54.1 percent from the floor to mark her fourth straight season above 50 percent shooting, and the sixth in seven years...she finished ninth in the WNBA in FG percentage...she reached double-figure scoring 18 times to move into 15th place among the league's all-time scoring leaders...she moved into 11th place among WNBA career rebounders...she posted season highs with 26 points at New York, 6/26, and 10 rebounds at Connecticut, 9/2.

2015: Selected as a starter for the WNBA All-Star Game, it marked Dupree's fifth All-Star appearance overall and her first as a starter...she averaged 14.1 points and 5.1 rebounds per game, and finished the season ranked sixth in the WNBA in field goal percentage (51.2%) and minute per game (31.2)...she scored in double figures 26 times and finished with six games of

20+ points...Dupree netted a season-high 27 points in a win at Atlanta, 8/2...she made a season-high 10 field goals two days later against Tulsa, 8/4...it was her only season with the Mercury without at least one double-double...she recorded over 1,000 minutes of playing time for the ninth time in her career.

2014: During the Mercury's championship season, Dupree started all 34 regular season games, with averages of 14.5 points and 7.6 rebounds per game...she also dished a career-best 80 assists...she finished the season ranked sixth in the WNBA in field goals made (210), eighth in FG percentage (53.3%) and ninth in minutes played (1062)...she scored in double-digits on 25 occasions, including 20 straight from June 7 to July 31...she scored a season-high 26 points twice, with 12 field goals made in each game: at San Antonio, 6/7, and vs. Chicago, 7/2...her field goal percentage was the second-best of her career...she recorded eight double-doubles tied teammate Brittney Griner for 10th in the WNBA...she scored 18 or more points 13 times overall, with a streak of five straight from June 7-18...she was named to her fourth All-Star Game appearance.

2013: Dupree played and started in 32 games for the Mercury, posting a 15.2-point scoring average, one of four seasons with an average of 15 points or more...she scored in double figures in 29 of 32 games, including a streak of 23 in-a-row from June 27 to Sept. 11...it was the second-longest streak of her career and the third-longest in the WNBA in 2013...she averaged 6.4 rebounds overall...she averaged 16.1 points and 6.5 boards over her final 24 games...Dupree shot better than 60 percent 11 times, and finished the year at 51.5 percent from the floor...her 89.7 percent clip from the foul stripe was sixth-best in the WNBA...she had a pair of 20-point, 10-rebound efforts and four double-doubles, the most of any Phoenix player...she was suspended one game, 6/14, for making contact with a game official during a win over Indiana, 6/8.

2012: Despite entering the season with just one game missed in her career, Dupree missed 21 games due to a left knee injury...she missed 21 of the team's last 25 games, after previously missing just one of 212 games to begin her career...before the injury, she reached double-figure scoring in eight straight games to start the season, including a 31-point effort at Tulsa, 5/22...it was the second 30+ scoring performance of her career...she finished her shortened season with averages of 13.2 points and 4.8 rebounds.

2011: Dupree was the only Mercury player to start all 34 games, finishing the season with the 10th longest streak of consecutive starts (142) in WNBA history, then the longest active streak in the league...she ranked fifth in the league with a franchise-record 8.2 rebounds per game, and 13th in the WNBA with 14.6 points per game...she ranked second in the league while shooting 54.8 percent from the field...she led Phoenix in minutes played (1,075), field goal percentage and rebounding...she shot at least 60 percent from the field 14 times...she surpassed the 3,000-point plateau for her career on Aug. 23, and on Sept. 8 became the 19th player in WNBA history with 3,000 career points and 1,500 career rebounds...she posted four consecutive double-double efforts (June 10-21) to match the longest streak in Mercury history...she scored a season-high 27 points at Washington, 8/28, and pulled down a franchise-record 19 rebounds against LA, 9/3...she had 22 points to go with

CANDICE DUPREE

19 boards in the game against LA, and had another game with 21 points and 18 rebounds, 6/19 against Indiana...her 279 total rebounds set a new Phoenix single-season mark, and her 11 games with double-digit rebounds set another Phoenix record.

2010: Dupree started all 34 games in her first season with the Mercury, averaging 15.7 points and 7.6 rebounds per game...she ranked second in the WNBA with a career-high 93.6 percent free throw clip...she was seventh in the WNBA in rebounding and 12th in scoring...she set a Mercury record with a 66.4 percent shooting clip for the season, leading the WNBA with the second-best figure in league history...she made 14 consecutive field goals from June 10-12, tying the second-longest streak in WNBA history...she recorded team highs of 17 points and 10 rebounds vs. Los Angeles, 5/15, in her Phoenix debut...she set a franchise record for the most field goals made in a game without a miss (9-of-9) vs. Tulsa, 6/12...she shot better than 80 percent from the field in eight games...in July alone, she averaged 22.3 points and 9.3 rebounds per game, while shooting 69.7 percent (85-of-122) and recording three double-doubles...she was named Western Conference player of the week after a season-high 25 points and a game-high 12 rebounds against LA, 7/6...the 1,000th rebound of her career pushed her over 2,000 points and 1,000 rebounds, 5/25 at Tulsa.

2009: Dupree earned her third All-Star nod while averaging 15.7 points and 7.9 rebounds with Chicago...starting all 34 games for the Sky, she finished third in the WNBA in rebounding, 11th in scoring and second in minutes (34.9)...she netted a career-high 24 3-pointers (24-of-62, 38.7%), but has never made more than one in any other season...she registered a season-high 28 points at Seattle, 7/12...she reached 20 points on 11 occasions, and double-figure rebounds also 11 times...her nine double-doubles ranked third in the WNBA.

2008: In 34 starts for the Sky, Dupree posted 16.3 points per game and 7.9 rebounds per game...her 270 total rebounds were the most of her career...she ranked 11th in the WNBA in scoring and third in rebounding...she was fifth in the league with 45 total blocked shots, and ninth with 1.3 blocks per game...she scored a season-high 28 points on two occasions: at Phoenix, 6/20 and at Houston, 7/26.

2007: An All-Star reserve for the second straight season, she appeared in and started 33 games for the Sky...her 16.5-point scoring average was the best of her career, and 11th in the WNBA...she grabbed 7.7 rebounds per contest including a Sky record 20 against Indiana, 8/7...she had a season-high 29 points vs. Connecticut, 5/31...she was named Eastern Conference player of the week, 6/17.

2006: In her first pro season, Dupree was a member of the WNBA All-Rookie Team and earned her first All-Star appearance...chosen with the sixth pick in the WNBA Draft, she averaged 13.7 points and 5.5 points per game for Chicago...she played in all 34 games, starting 31...she posted a season-high 25 points on 10-of-16 shooting against Indiana, 7/30...she eclipsed 20 points on five occasions, three times against New York and twice against the Fever...she finished her first pro season with 24 points on 10-of-14 shooting at Bankers Life Fieldhouse, 8/13...she posted two double-doubles as a rookie, including 12 points and a season-high 12 rebounds vs. Seattle, 6/15.

PLAYOFFS

Dupree helped lead Phoenix to at least the conference finals or WNBA semifinals in each of six playoff appearances...in six playoff seasons with the Mercury, she was a 56.9 percent shooter while averaging 14.8 points and 5.7 rebounds per game...her postseason shooting percentage of 56.9 percent is 7th in WNBA history...her career scoring high in the postseason came in her 2010 playoff debut against San Antonio, 8/26, netting 32 points on 12-of-17 shooting.

2016: Dupree had 5-game playoff averages of 9.6 points and 3.8 rebounds while helping lead No. 8-seed Phoenix past No. 5 Indiana and No. 3 New York in first- and second-round upsets...Phoenix fell to top-seeded Minnesota, 3-0, in the WNBA Semifinals...her high scoring game was 14 points in a second-round win at New York, 9/24.

2015: Dupree averaged 11 points and 45.2 percent shooting in four playoff games for Phoenix...Phoenix dispatched Tulsa 2-0 in the West semifinals before falling 2-0 to Minnesota in the West finals...she posted a season-high 16 points in a Game 2 loss to the Lynx, 9/27, in Phoenix.

2014: Helping Phoenix to a WNBA championship, Dupree averaged 16.4 points on 66.3 percent shooting in eight Mercury playoff games...she pulled down 5.5 cars per game in the

Mercury's playoff run...she shot 74.4 percent (29-of-39) while averaging 20.0 points in three WNBA Finals games against Chicago...her 13 FGs (13-of-17) in Game 1 at Chicago tied the second-most in a Finals game (14 by Nykeshia Sales in 2004; 13 by Angel McCoughtry in 2010)...she had season highs of 26 points in Game 1 against Chicago, 9/7; and 24 points on 11 FGs (11-of-16) in the Game 3 clincher at Chicago, 9/12.

2013: Dupree averaged 15.0 points and 6.4 rebounds during a five-game playoff stint against Los Angeles and Minnesota...her scoring high was a 22-point performance in a Game 3 West Semifinals clincher at LA, 9/23.

2011: She contributed 15.4 points and 5.6 rebounds per game during two Western Conference series against Seattle and Minnesota...Dupree scored a season-high 29 points in Game 2 of the West semis against Seattle, 9/17, and helped Phoenix advance with 20 points against the Storm in Game 3, 9/19.

2010: Phoenix swept San Antonio 2-0 in the West semis, then lost 0-2 to Seattle in the West finals...Dupree reached double-figure scoring in all four games and contributed 11 rebounds in Game 2 at San Antonio, 9/28, and Game 1 at Seattle...she poured in a career-high 32 points in her postseason debut against San Antonio, 8/26.

PRO-OVERSEAS:

Dupree is a three-time EuroLeague Women All-Star (2011, 2010, 2009) and a starter in 2010 and 2011...Eurobasket.com tabbed her as the top power forward in EuroLeague in 2011.

2016-17: With USK Praha in Czech Republic, Dupree averaged 15.7 points and 6.4 rebounds in domestic league action...she averaged 10.9 points and 4.9 rebounds in EuroLeague play.

2015-16: She played in five games for USK Praha in the Czech League before breaking her finger and missing the remainder of the season...she averaged 12.6 points on 52.6 percent shooting and 4.2 rebounds per game.

2014-15: Dupree played 10 games with Zhejiang Far East in China, with averages of 18.5 points and 10.6 rebounds, before moving to Nadezhda Orenburg in the Russian League...she posted 14.6 points and 6.1 rebounds in domestic action, and 11.7 points with 6.1 boards in EuroLeague.

2013-14: In Russia with Dynamo Kursk, Dupree averaged 11.1 points and 5.5 rebounds in domestic action, and 14.4 points and 7.4 boards in EuroLeague.

2012-13: Dupree scored 12.1 points with 7.0 rebounds per contest with Spartak Moscow Region under coach Pokey Chatman...she averaged 14.6 points and 6.6 rebounds while helping Spartak to a fifth-place EuroLeague finish.

2011-12: Fifth in the Russian League with 15.0 points per game, Dupree helped Spartak Moscow Region to a sixth-place EuroLeague finish with 14.1 points and 6.2 rebounds per game.

2010-11: Playing for Good Angels in Kosice, Slovakia, she averaged a double-double with 15.4 points and 10.2 rebounds in 13 EuroLeague games...she was fourth in EuroLeague in rebounding and named the league's top power forward by Eurobasket.com.

2009-10: Dupree was the top rebounder and shot blocker in EuroLeague, posting averages of 11.0 rebounds and 1.4 blocks per game with Good Angels in Kosice, Slovakia...she was third in scoring with 18.9 points per game.

2008-09: Dupree played in Krakow, Poland with Wisla Can-Pack, averaging 12.0 points and 5.8 rebounds in the Polish League. She posted EuroLeague averages of 12.3 points and 9.2 rebounds per game.

2007-08: Dupree averaged 12.5 points and 6.5 rebounds per game in the Polish League, she scored 9.5 points and pulled down 6.3 cars per contest with Wisla-Can Pack in Krakow.

2006-07: Dupree signed with NUR Kazan in the Russian Superleague, but left the club in November.

INTERNATIONAL

Dupree has been a two-time finalist for U.S. Olympic Women's Basketball Teams (2012, 2016), and a two-time gold medalist with USA world championship teams (2010, 2014).

2016: She was a 2016 U.S. Olympic Team finalist.



2014: Dupree won a gold medal with Team USA at the FIBA World Championships for Women in Turkey, where she averaged 5.7 points and 3.5 rebounds.

2013: She participated in the 2013 USA National Team mini-camp Oct. 4-6 in Las Vegas.

2012: She was a 2012 U.S. Olympic Team finalist.

2010: A member of the 2010 USA World Championship Team that posted a 9-0 slate, captured the gold medal and qualified the U.S. for the 2012 Olympic Games, Dupree started five games and averaged a team-best 6.0 rpg...she shot a USA World Championship record 75.0 percent (39-52 FGs) from the field in fewer than 17 minutes a game...she helped the USA to a 3-1 pre-World Championship exhibition slate, including 13 points and eight boards as the USA National Team defeated the WNBA Stars, 99-72, in the "WNBA vs. USA Basketball: Stars at the Sun" game, 7/10.

2009: Dupree aided the USA to a 3-0 mark and the 2009 UMMC Ekaterinburg International Invitational title.

2005: She was a member of the 2005 USA World University Games Team that claimed the gold medal with a perfect 7-0 record in Izmir, Turkey.

COLLEGE

Graduated from Temple University, where she played for WNBA great Dawn Staley. The two later became the only coach-player duo to compete against each other in the WNBA in 2006...as a senior, played in every game for the Owls, averaging 17.4 points and 8.0 rebounds...during her four years at Temple, the Owls posted an 87-37 record (.702), earned three Atlantic 10 Conference Tournament crowns and competed in three NCAA Tournaments...in the 2005, the Owls earned their first win in NCAA Tournament history...Dupree was a WBCA/State Farm Wade Trophy, John R. Wooden Award, Naismith Award and Senior C.L.A.S.S. Award finalist as a senior...she earned AP All-America honors twice: third team (2006) and honorable mention (2005)...she was a two-time Atlantic 10 Player of the Year, Atlantic 10 Defensive Player of the Year and Philadelphia Big Five Player of the Year (2005, 2006)...she earned All-A10 honors and was named to the A10 All-Defensive Team from 2004-06...she was part of the Atlantic 10 All-Rookie Team in 2003, and the A-10 Tournament MVP in 2004, 2005 and 2006.

CANDICE DUPREE

PERSONAL

Born Candice Joanna Dupree on Aug. 16, 1984, she hails from Tampa, Fla....she was married Nov. 4, 2016, to former Mercury teammate DeWanna Bonner...the couple gave birth to twin girls, Cali and Demi, on July 27, 2017...she plays alongside Fever teammate and sister-in-law Erica McCall, who is Bonner's younger half-sister...Dupree is the daughter of Patricia Mungenast and Toussaint Dupree...she has two sisters: Crystal, a twin, and Shayna, several years younger...both her mother and father are retired from the Air Force...she remains close to her mother, who she describes as her biggest inspiration and craziest fan...she plays the saxophone and has a dog named Little Bit, a Shihpoo (half schitzoo and half toy poodle)...one of the most interesting places she's visited is Auschwitz, Poland, near where she played during the 2007-08 and 2008-09 winter seasons...she loves to shop for sneakers and owns a women's clothing boutique in Tampa, Fla., she was named 2002 Federal Division and Tampa Tribune Player of the Year while at Wharton High School...Dupree was named all-state second team and All-Suncoast first team in 2002...she also played volleyball in high school, earning one district title.

CAREER TRANSACTIONS

(1) Drafted by the Chicago Sky with the sixth overall pick, first round, in the 2006 WNBA Draft, 4/5/06. (2) Traded by Chicago to Phoenix, 3/30/10, as part of a three-team trade with the Sky, Mercury and Liberty. (3) Signed contract extension with Phoenix, 9/21/13. (4) Signed contract extension with Phoenix, 8/17/14. (5) Acquired by Indiana in a three-team trade involving Phoenix and Connecticut, 2/21/17. (6) Signed contract extension with Indiana, 3/6/18.

DUPREE'S STATISTICS

REGULAR SEASON

YEAR	G-GS	MIN	FG-A	PCT	3FG-A	PCT	FT-A	PCT	OR	DR	TR	AVG	AST	PF-DQ	ST	TO	BLK	PTS	AVG
2006 CHI	34-31	1034	186-407	.457	0-5	.000	95-122	.779	55	133	188	5.5	60	72-0	43	60	25	467	13.7
2007 CHI	33-33	1078	210-471	.446	0-5	.000	124-160	.775	79	175	254	7.7	46	82-1	29	81	41	544	16.5
2008 CHI	34-34	1119	208-455	.457	1-7	.143	138-177	.780	77	193	270	7.9	78	78-0	36	98	45	555	16.3
2009 CHI	34-34	1186	205-476	.429	24-62	.387	102-130	.785	76	192	268	7.9	75	54-0	35	81	41	534	15.7
2010 PHO	34-34	1014	231-348	.664	0-1	.000	73-78	.936	75	182	257	7.6	45	84-0	35	67	28	535	15.7
2011 PHO	34-34	1075	198-361	.548	1-6	.167	98-115	.852	86	193	279	8.2	61	74-1	19	67	25	495	14.6
2012 PHO	13-12	345	71-147	.483	0-1	.000	30-37	.811	16	46	62	4.8	17	20-0	8	27	7	172	13.2
2013 PHO	32-32	1057	204-396	.515	0-3	.000	78-87	.897	48	156	204	6.4	61	58-0	34	65	13	486	15.2
2014 PHO	34-34	1062	210-394	.533	0-0	.000	73-86	.849	41	216	257	7.6	80	47-0	29	48	18	493	14.5
2015 PHO	33-33	1028	192-375	.512	0-1	.000	81-101	.902	40	128	168	5.1	55	46-0	34	48	12	465	14.1
2016 PHO	32-32	930	152-281	.541	0-1	.000	57-72	.792	39	132	171	5.3	61	58-1	26	34	5	361	11.3
2017 IND	33-33	1049	214-433	.494	0-2	.000	67-76	.882	35	156	191	5.8	54	62-0	31	45	15	495	15.0
12 YEARS	380-376	11,977	2280-4544	.502	26-94	.277	1016-1241	.819	667	1902	2569	6.8	693	735-3	359	719	275	5602	14.7

PLAYOFF STATISTICS

YEAR	G-GS	MIN	FG-A	PCT	3FG-A	PCT	FT-A	PCT	OR	DR	TR	AVG	AST	PF-DQ	ST	TO	BLK	PTS	AVG
2010 PHO	4-4	129	34-54	.630	0-0	.000	15-16	.938	10	23	33	8.3	5	13-0	6	2	3	83	20.8
2011 PHO	5-5	163	35-58	.603	0-1	.000	7-8	.875	11	17	28	5.6	3	16-1	3	10	4	77	15.4
2013 PHO	5-5	170	35-71	.493	0-0	.000	5-6	.833	5	27	32	6.4	10	12-0	2	10	1	75	15.0
2014 PHO	8-8	273	61-92	.663	0-1	.000	9-10	.900	8	36	44	5.5	9	14-0	12	17	4	131	16.4
2015 PHO	4-4	121	19-42	.452	0-0	.000	6-8	.750	6	15	21	5.3	6	5-0	5	4	0	44	11.0
2016 PHO	5-5	157	21-43	.488	0-0	.000	6-6	1.000	4	15	19	3.8	9	9-0	3	7	1	48	9.6
6 YEARS	31-31	1013	205-360	.569	0-2	.000	48-54	.889	44	133	177	5.7	42	69-1	31	50	13	458	14.8

DUPREE'S CAREER HIGHS

REGULAR SEASON

MIN: 52, vs. SEA, 7/14/10
 FGM: 15, vs. MIN, 8/6/17
 FGA: 26, at DET, 7/10/07
 3-pt FGM: 3, at SEA, 7/12/09
 vs. ATL, 6/12/09
 3-pt FGA: 5, vs. CON, 8/1/09
 vs. ATL, 6/12/09
 FTM: 11, vs. PHO, 6/7/17
 at ATL, 8/2/15
 FTA: 13, at ATL, 8/2/15
 OR: 8, vs. IND, 6/19/11
 vs. LA, 6/3/08
 DR: 17, at SAN, 8/17/14
 TR: 20, vs. IND, 8/7/07
 AST: 7, vs. WAS, 8/20/17
 vs. DET, 8/31/08
 ST: 5, at SAC, 7/7/09
 BKS: 4, four times
 (most recent: vs. LA, 5/26/12)
 PTS: 32, at MIN, 7/24/10

PLAYOFFS

MIN: 40, at CHI, 9/12/14
 at MIN, 8/31/14
 FGM: 13, vs. CHI, 9/7/14
 FGA: 19, at LA, 9/23/13
 3-pt FGM: 0
 3-pt FGA: 1, vs. LA, 8/22/14
 at SEA, 9/19/11
 FTM: 8, vs. SAN, 8/26/10
 9, vs. SAN, 8/26/10
 OR: 5, at SEA, 9/2/10
 DR: 8, at MIN, 9/24/15
 at MIN, 8/31/14
 at SAN, 8/28/10
 TR: 12, at MIN, 9/24/15
 AST: 6, at CHI, 9/12/14
 3, at TUL, 9/19/15
 ST: at LA, 8/24/14
 BKS: 3, vs. SEA, 8/17/11
 PTS: 32, vs. SAN, 8/26/10

JAZMON GWATHMEY



POSITION: Guard

WNBA YEARS: 2

HEIGHT: 6-2

WEIGHT: 158


BORN: Jan. 24, 1993 in Bealeton, Va.

HIGH SCHOOL: Lake Taylor (Norfolk, Va.)

COLLEGE: James Madison '16

DRAFTED: By Minnesota, second round, 2016 WNBA Draft (14th overall)

ACQUIRED: From San Antonio, in exchange for a 2018 third-round draft pick, 5/9/17



1



@Jazmon_G
TWITTER

- Led Indiana with 22 blocked shots in 2017; averaged 6.2ppg and started final seven games
- Third player from James Madison ever drafted in WNBA
- 2016 CAA Player of Year led JMU to CAA Championship

Pronunciation: Jazmon Gwathmey — JAZZ-min GWATH-mee

A perimeter guard with length and raw skill, Jazmon Gwathmey has completed two WNBA seasons...she averaged 6.2 points off the bench in her first season with Indiana...the second pick of the second round in the 2016 WNBA Draft, Gwathmey was traded by Minnesota to San Antonio on draft night, and she proceeded to play in 22 games with the Stars as a rookie...she was traded to Indiana on May 9, just prior to the close of training camp in 2017...the 6-2 guard contributes size and shooting depth to the Fever backcourt.

PRO – WNBA

2017: From her backcourt position on the perimeter, Gwathmey led the Fever with 22 blocked shots...she averaged 6.2 points and 2.0 rebounds during 17.1 minutes of playing time per game...she started seven games at the close of the season and contributed a season-high 16 points at Atlanta, 8/26...she posted season rebounding highs with seven against Atlanta, 6/15, and at New York, 8/8...she scored nine points, grabbed three boards and tied career highs with four assists, two steals and three blocks in a win over Minnesota, 8/6...she later increased the career high in steals (3) against the Lynx, 8/18.

2016: Gwathmey averaged 3.3 points, 1.7 rebounds and 0.7 assists during 22 games with San Antonio...she made 10 starts for the Stars and shot 33 percent from 3-point range (9-of-27)...she entered the starting lineup following the Olympic Break and scored a season-high 16 points in her first start at Washington, 8/28, with 2-of-4 shooting from 3-point range...she logged a season-high five rebounds against Los Angeles, 9/1.

PRO – OVERSEAS

2017-18: In the South Korean WKBL, Gwathmey played with KEB Hanabank which finished 12-23 on the season.

2016-17: In her first visit outside the United States, Gwathmey played in Canberra, Australia where she averaged 8.2 points, 4.5 rebounds and 1.5 assists with the Canberra Capitals.

COLLEGE

The third James Madison player ever drafted in the WNBA (Tamera Young, Lauren Okafor), Gwathmey finished her collegiate career eighth all-time in JMU scoring with 1,555 career points, second all-time in JMU blocks with 173 and fourth in total games played by playing in 136 JMU contests...said JMU coach Kenny Brooks, “(Jazmon is) the most dominant player in this league I’ve seen, other than Elena Delle Donne”...the 2015-16 Colonial Athletic Conf. Player of Year finished JMU career ranked 2nd in program history in blocks, 7th in FGM, 8th in points...she started 120 games, tied for fourth-most in program history.

2015-16: The CAA Player of the Year, Gwathmey led James Madison to 2016 CAA Championship...she was named to All-CAA First Team and All-CAA Defensive Team, and won CAA Tournament Most Outstanding Player for third consecutive year ... she earned CAA player of the week on five different occasions, and became the 29th player in JMU history to reach 1,000 career points...she scored in double figures in 30 of 33 games played, and finished the season ranked 15th in the NCAA in blocks (46)...her 251 field goals made were the second-highest single-season total in James Madison history.

2014-15: The CAA Tournament Most Outstanding Player for second consecutive year, Gwathmey was on the CAA All-Tournament Team and All-CAA Third Team...she recorded a double-double in the CAA Championship Game against Hofstra (17 points, 11 rebounds)...she scored a season-high 22 points against American, 11/20...she became the eighth player in

school history to reach 100 blocks, and averaged 9.4 points per game as a junior.

2013-14: A member of the CAA All-Defensive Team, Gwathmey was the CAA Tournament Most Outstanding Player as a sophomore...she ranked third on the team in offensive rebounds with 78...she registered season highs of 20 points and 14 rebounds in the CAA Championship Game against Delaware...her 56 blocks as a sophomore were the most of her college career, and second in JMU history for a single season...she averaged 10 points per game.

2012-13: The CAA All-Rookie standout led JMU in blocks (34) and finished third on the team in rebounds (199)...she ranked 9th in CAA in blocks and 14th in CAA in offensive rebounds...she scored a season high in points (17) against Towson, 2/21...she racked up a season-high 14 rebounds in an 11-point win over Towson, 3/15...she averaged 6.2 points and 5.5 rebounds per game.

PERSONAL

Of Puerto Rican descent on her mother's side of the family, Jazmon Gwathmey is the daughter of Iris Campos and William Gwathmey...she attended Liberty High School in Bealeton, Va., where she averaged 14.5 points, 7.1 rebounds, 5.0 assists, 3.1 steals and 2.0 blocks in 47 career games...she was a sports and recreation management major at JMU...she is engaged to Emya Lee.

CAREER TRANSACTIONS

(1) Drafted by Minnesota in the second round (14th overall) of the 2016 WNBA Draft, 4/14/16. (2) Draft rights traded to San Antonio, in exchange for Jia Perkins, 4/14/16. (3) Traded to Indiana, in exchange for a 2018 third-round draft pick, 5/9/17.

GWATHMEY'S STATISTICS

REGULAR SEASON

YR/TEAM	G-GS	MIN	FGM-A	PCT	3FGM-A	PCT	FTM-A	PCT	OR	DR	TR	AVG	AST	PF-DQ	ST	TO	BKS	PTS	AVG
2016 SAN	22-10	351	27-78	.346	9-27	.333	10-13	.769	9	29	38	1.7	16	37-0	8	11	8	73	3.3
2017 IND	28-7	478	62-172	.360	13-55	.236	36-48	.750	16	39	55	2.0	21	78-4	14	36	22	173	6.2
2 YEARS	50-17	829	89-250	.356	22-82	.268	46-61	.754	25	68	93	1.9	37	115-4	22	47	30	246	4.9

GWATHMEY'S CAREER HIGHS

REGULAR SEASON

MIN:	36:53, vs. LA, 9/1/16	OR:	2, at MIN, 8/18/17
FGM:	7, at ATL, 8/26/17		at CON, 7/30/17
FGA:	14, at ATL, 8/26/17		vs. ATL, 6/15/17
	at MIN, 8/18/17	DR:	6, at NY, 8/8/17
3-pt FGM:	2, vs. MIN, 8/6/17	TR:	7, at NY, 8/8/17
	at SAN, 7/20/17		vs. ATL, 6/15/17
	at WAS, 8/28/16	AST:	4, vs. MIN, 8/6/17
3-pt FGA:	6, vs. WAS, 8/12/17		vs. IND, 9/6/16
FTM:	4, vs. ATL, 6/15/17	ST:	3, at MIN, 8/18/17
	at WAS, 6/11/17	BKS:	3, vs. MIN, 8/6/17
	at WAS, 8/28/16		vs. SAN, 7/12/17
FTA:	6, vs. ATL, 6/15/17	PTS:	16, at ATL, 8/26/17
			vs. WAS, 8/28/16

SHENISE JOHNSON



POSITION: Guard

WNBA YEARS: 6

HEIGHT: 5-11

WEIGHT: 172

BORN: December 8, 1990 in Rochester, N.Y.

HIGH SCHOOL: Rush-Henrietta (Henrietta, N.Y.)

COLLEGE: Miami '12

DRAFTED: By San Antonio, first round, 2012 WNBA Draft (5th overall)

ACQUIRED: From San Antonio, in exchange for 2015 first- and third-round draft picks, 2/17/15



42



@SheniseJ42
TWITTER



@Johnson42_
INSTAGRAM

- Six-year WNBA veteran and No. 5 overall pick in 2012
- Helped Indiana to WNBA Finals in 2015
- Led WNBA in free throw percentage (.938) in 2016
- 171 games & 76 starts through six seasons between San Antonio and Indiana

Pronunciation: Shenise — shuh-NIECE

A versatile guard with size and a 50-game starter over the past three seasons with Indiana, Johnson missed the second half of the 2017 campaign after sustaining a torn left ACL during practice in July. She was acquired in a February 2015 trade with San Antonio, and has since compiled arguably her two best seasons as a pro, including a trip to the 2015 WNBA Finals. She was tops in the WNBA in free throw percentage (60-of-64, .938) in 2016, ending the year with 40 straight made charity tosses (second in franchise history).

Johnson hopes for a return to action by late in the 2018 WNBA season.

PRO-WNBA

2017: Johnson was averaging a career-high 11.3 points at the time of a season-ending torn left ACL during practice on July 11...she had started 13 of 14 games, including a career-high, 24-point performance at Seattle in the Fever's season opener, 5/14...she had a season-high eight rebounds in the same game... she poured in 22 points against Connecticut, 7/1...she scored in double figures in 8 of 14 games...the Fever were 7-9 at the time of her injury, but won just 2 of 18 games the rest of the season.

2016: Johnson led the WNBA in free throw percentage and broke Indiana's single-season franchise mark with a 93.8 percent clip from the foul stripe...she made 40 straight free throws to end the regular season, dating to July 15...Johnson finished second on the team with 9.8 points per game...she also averaged 3.5 rebounds and 2.1 assists per game, while appearing in 29 games with 10 starts...she set a career scoring high with 23 points off the bench at Connecticut, 9/13, shooting 9-of-13 from the floor...that bested a previous career high of 21 points, just 12 days earlier against New York, 9/1...she turned in seven assists, her highest figure in a Fever uniform, in a win over Phoenix, 5/18...Johnson made a career-high five 3FGs in a win at Seattle, 7/10...she missed three games, 5/29 to 6/3, due to concussion protocol; and two, 6/19-22, with a right knee strain.

2015: Johnson was a top candidate for the WNBA's Most Improved Player Award through much of 2015, finishing second on the team in points, assists and rebounds...a starter in 27 out of 31 games played, she averaged 10.9 points per game, with 4.9 rebounds and 2.4 assists, and was third in the WNBA with a career-best 41.3 percentage behind the 3-point stripe...she shot a career-high 46.7 percent overall, 15th in the WNBA...she also added 1.13 steals per game, including career-tying efforts with four steals in consecutive games against Connecticut and Washington, 6/30-7/2...she twice logged a season-high 19 points, against New York, 7/29, and Atlanta, 8/28.

2014: Played in 30 games and made one start while averaging 6.0 points and 3.3 rebounds per game...shot a career-best 40.0 percent from the field, 37.2 percent from 3-point range and 82.9 percent from the free throw line...dished out a career-high

eight assists in the season finale at Chicago, 8/17.

2013: Appeared in 33 games, made 24 starts and averaged a career-high 11.0 points...scored a career-high 20 points on 10-for-14 shooting in the season finale against Atlanta, 9/15...recorded the first double-double of her WNBA career with 17 points and 10 rebounds vs. Seattle, 8/25.

2012: Played in all 34 regular-season games, starting one...averaged 5.6 points, 3.9 rebounds, 1.4 assists and 0.8 steals per game...led all WNBA rookies in 3-point field goal percentage (41.2), ranked sixth in rebounding average (3.9), and ninth in scoring average (5.6)...ranked second on the team in 3-point field goal percentage...notched six double-figure scoring performances...had five points in her professional debut at Tulsa on May 19...set a San Antonio franchise rookie record for most 3-point field goals made without a miss, going 4-for-4 from beyond the arc against Minnesota on Sept. 23.

PLAYOFFS

Johnson has reached the playoffs in 4 of 5 WNBA seasons, including a trip to the Finals in 2015...she averages 12.0 points per game through two postseasons with Indiana.

2016: Johnson came off the bench to tally eight points and four boards in a first-round loss to Phoenix.

2015: Johnson started all 11 Fever playoff games, averaging 12.4 points per contest...she made her first trip to the WNBA Finals and averaged 10.4 points during each of five games against Minnesota...she was a double-digit scorer in 10 of 11 playoff games overall, while averaging 4.5 rebounds and shooting 50 percent (57-of-114) from the field...she shot 10-of-15 from the floor and scored a playoff career-high 22 points in a deciding Game 3 win at Chicago, 9/21, to send Indiana to the East Finals.

2014: Played in both Western Conference Semifinal games against Minnesota...averaged 2.0 points in 8.5 minutes per game...Scored four points to go with a rebound and an assist in Game 1 at Minnesota, 8/21.

2012: Played in both Western Conference Semifinal games against Los Angeles...averaged 3.0 points, 3.0 rebounds and 1.0 assist per game...recorded four points and four rebounds in 12 minutes off the bench in Game 1, 9/27.

PRO-OVERSEAS

2016-17: Johnson played in Sopron, Hungary, beginning in mid-January...she averaged 15.7 points, 6.1 rebounds and 2.6 assists per game in the Hungarian League...she recorded 16.0 points, 7.7 boards and 3.7 assists in seven EuroLeague contests.

2015-16: Johnson contributed 12.3 points per game in Euro-Cup play for Good Angels Kosice in Slovakia...she averaged 12.5 points and 5.2 rebounds in domestic league play.

2014-15: Averaged 16.1 points and 6.9 rebounds per game with Istanbul Universitesi BDG in Turkey.

2013-14: Averaged 14.4 points per game with Istanbul Universitesi BDG.

2012-13: Played for Hungary's Uniqua Euroleasing Sopron...averaged 15.0 points, 5.5 rebounds, 2.8 assists and 3.4 steals...led the Hungarian League in assists per game and ranked third in scoring average...averaged 18.3 points, 8.0 rebounds, 2.7 assists and 2.0 steals per game in 12 EuroLeague games.

INTERNATIONAL

2011: She was a finalist to represent the United States in the 2011 World University Games.

2009: Member of the 2009 USA Women's U19 World Championship Team that won gold in Bangkok, Thailand...Helped the team to an 8-1 record and averaged 9.4 points and 6.9 rebounds.

COLLEGE

2011-12: Earned three All-America selections for the second consecutive season...garnered All-ACC First Team and All-ACC Defensive Team selection for the third consecutive season...started all 131 games of her career, marking the longest streak in the nation...posted an 87-consecutive game double-figure scoring streak from her sophomore through senior seasons...had nine double-doubles...averaged 17.0 points, 8.0 rebounds, 4.4 assists and 3.4 steals.

2010-11: Earned three All-America selections – WBCA, US-BWA and Associated Press...named ACC Player of the Year...garnered All-ACC First Team and All-ACC Defensive Team honors for the second consecutive season...named to the State Farm All-Region Team...led the ACC in free throw percentage (.846)...ranked second in the ACC and 10th in the nation with 3.2 steals per game...ranked second in the ACC and 17th in the nation with 19.6 points per game...led the team with a career-high 8.3 rebounds per game and 3.8 assists per game...led the Hurricanes in rebounding in 16 games and blocked shots in 10 games...had 11 double-doubles on the season...averaged 19.6 points, 8.3 rebounds, 3.8 assists and 3.2 steals per game.

2009-10: Garnered All-ACC First Team and All-ACC Defensive Team honors...named to the State Farm All-Region Team...was the only player in the ACC to score in double-figures in every game during the season...only ACC player to rank in the top-10 in scoring, rebounding and assists...her .496 shooting percentage was the best among conference guards...had 10 double-doubles...averaged 19.0 points, 7.7 rebounds, 4.6 assists and 3.1 steals per game.

2008-09: Named to the ACC All-Freshman Team...garnered All-ACC Honorable Mention honors...was the only Division I player to lead her team in scoring, rebounding, assists and steals during the season...averaged 12.8 points, 7.1 rebounds, 4.1 assists and 2.6 steals per game.

PERSONAL

Shenise Monet Johnson...born on Dec. 8, 1990 in Rochester, N.Y...daughter of Michelle Reeves and Stanley Johnson...has two brothers – Cory Reeves and Stan Johnson – and two sisters – Shawntalae and Jasmine Johnson...Played at Rush-Henrietta High School in Henrietta, N.Y...earned McDonald's All-America and WBCA All-America recognition in 2008...garnered 2008 Third Team All-America recognition from Parade Magazine...named 2008 New York Miss Basketball.

CAREER TRANSACTIONS

(1) Drafted by the San Antonio Stars with the fifth overall pick, first round, in the 2012 WNBA Draft, 4/9/09. (2) Traded to Indiana, in exchange for 2015 first- and third-round draft picks, 2/17/15.

SHENISE JOHNSON**JOHNSON'S STATISTICS****REGULAR SEASON**

YR/TEAM	G-GS	MIN	FGM-A	PCT	3FGM-A	PCT	FTM-A	PCT	OR	DR	TR	AVG	AST	PF-DQ	ST	TO	BKS	PTS	AVG
2012 SAN	34-1	581	68-187	.364	21-51	.412	35-41	.854	55	76	131	3.9	46	50-0	27	37	6	192	5.6
2013 SAN	33-24	901	144-365	.395	23-84	.274	53-67	.791	40	88	128	3.9	79	55-1	42	60	6	364	11.0
2014 SAN	30-1	537	68-170	.400	16-43	.372	29-35	.829	30	69	99	3.3	43	29-1	29	32	3	181	6.0
2015 IND	31-27	811	121-259	.467	31-75	.413	66-82	.805	39	114	153	4.9	74	67-2	35	56	5	339	10.9
2016 IND	29-10	651	98-239	.410	28-78	.359	60-64	.938	27	75	102	3.5	60	52-0	35	48	10	284	9.8
2017 IND	14-13	348	55-127	.433	10-30	.333	38-40	.950	13	35	48	3.4	35	27-1	21	18	4	158	11.3
6 YEARS	171-76	3826	554-1347	.411	129-361	.357	281-329	.854	204	457	661	3.9	337	280-5	189	251	34	1518	8.9

PLAYOFFS

YR/TEAM	G-GS	MIN	FGM-A	PCT	3FGM-A	PCT	FTM-A	PCT	OR	DR	TR	AVG	AST	PF-DQ	ST	TO	BKS	PTS	AVG
2012 SAN	2-0	24	3-9	.333	0-4	.000	0-0	---	2	4	6	3.0	2	1-0	1	1	0	6	3.0
2014 SAN	2-0	18	1-8	.125	0-1	.000	2-2	1.000	0	1	1	0.5	2	0-0	0	1	0	4	2.0
2015 IND	11-11	335	57-114	.500	8-28	.286	14-15	.933	14	36	50	4.5	16	16-0	8	13	5	136	12.4
2016 IND	1-0	22	3-16	.188	0-8	.000	2-2	1.000	1	3	4	4.0	1	3-0	1	2	0	8	8.0
4 YEARS	16-11	399	64-147	.435	8-41	.195	18-19	.947	17	44	61	3.8	21	20-0	10	17	5	154	9.6

JOHNSON'S CAREER HIGHS**REGULAR SEASON**

MIN: 36, at PHO, 9/13/13
 FGM: 10, vs. ATL, 9/15/13
 FGA: 18, vs. LA, 8/31/13
 3-pt FGM: 5, at SEA, 7/10/16
 3-pt FGA: 8, at LA, 9/4/16
 at SEA, 7/10/16
 FTM: 8, at CON, 6/30/15
 FTA: 10, at CON, 6/30/15
 OR: 5, vs. IND, 5/24/13
 DR: 9, at WAS, 8/11/15
 TR: 11, vs. WAS, 7/2/15
 AST: 8, at CHI, 8/17/14
 ST: 4, four times
 (most recent vs. WAS, 7/2/15)
 BKS: 2, at WAS, 9/11/16
 PTS: 24, at SEA, 5/14/17

PLAYOFFS

MIN: 34, at CHI, 9/21/15
 FGM: 10, at CHI, 9/21/15
 FGA: 16, vs. PHO, 9/21/16
 3-pt FGM: 2, vs. MIN, 10/9/15
 at MIN, 10/4/15
 at CHI, 9/21/15
 3-pt FGA: 8, vs. PHO, 9/21/16
 FTM: 5, vs. MIN, 10/11/15
 FTA: 6, vs. MIN, 10/11/15
 OR: 3, vs. CHI, 9/19/15
 at CHI, 9/17/15
 DR: 6, vs. NY, 9/27/15
 TR: 6, at NY, 9/29/15
 vs. NY, 9/27/15
 AST: 4, vs. MIN, 10/9/15
 ST: 2, vs. MIN, 10/11/15
 at NY, 10/29/15
 at NY, 10/23/15
 BKS: 1, five times
 (most recent at MIN, 10/14/15)
 PTS: 22, at CHI, 9/21/15

ERICA McCALL

**POSITION:** Forward**WNBA YEARS:** 1**HEIGHT:** 6-2**WEIGHT:** 184**BORN:** August 21, 1995 in Bakersfield, Calif.**HIGH SCHOOL:** Ridgeview (Bakersfield, Calif.)**COLLEGE:** Stanford '17**DRAFTED:** By Indiana, second round, 2017 WNBA Draft (17th overall)

22

@EricaMcCall24
TWITTER@birdstheword_24
INSTAGRAM

- *Saw 30 games of action in rookie season with Indiana*
- *Two-time All-Pac-12 performer at Stanford*
- *Sister, DeWanna Bonner, is a WNBA All-Star and two-time WNBA champion; she is the sister-in-law of Fever teammate Candice Dupree*
- *Father, Greg McCall, is the head women's basketball coach at Cal State Bakersfield*

A versatile, athletic forward known for her high-energy and a 15-foot jumper, Erica McCall enters her first WNBA training camp after being selected in the second round (17th overall) of the WNBA Draft...a part of Final Four teams with Stanford as a freshman and again as a senior, McCall is regarded for her quickness and scoring on offense, and shot-blocking on defense...she averaged 13 points and 11 rebounds during the 2017 NCAA Tournament while leading the Cardinal to the national semifinals...she is the younger sister of Phoenix Mercury star DeWanna Bonner...her father, Greg, is a former player at Cal-State Bakersfield who was a team captain on the Roadrunners' DII Final Four team in 1991...he now is the head women's basketball coach at CSUB.

PRO - WNBA

2017: McCall appeared in 30 games for Indiana with a single start at Connecticut, 7/30, in which she pulled down a season-high nine rebounds...she averaged 3.3 points and 2.3 rebounds in limited action overall, and posted a season-high 12 points at Washington, 8/12...the rookie shot 40 percent from the floor, including 1-of-3 from 3-point range.

PRO - OVERSEAS

2017-18: Playing her first pro season overseas, McCall helped Atomeromu to a regular season championship in the Hungarian League by averaging 13.6 points and 7.0 rebounds per game... Atomeromu lost to Sopron in the Hungarian Finals.

INTERNATIONAL

2015: McCall co-captained the United States to a perfect 6-0 record and gold at the 2015 World University Games in Gwangju, South Korea...she tied for eighth at the event in scoring (15.2), was eighth in rebounds (8.5) and tied for third in blocks (1.8)... she led all players in South Korea in field goal percentage, converting 37 of her 62 attempts from the floor (.597).

2012: She was a member of the 2012 USA 3x3 U18 World Championship Team that captured the FIBA U18 3x3 World Championship gold medal with a 7-1 record in Alcobendas, Spain...also on the team were Kaela Davis, Diamond DeShields and Brianna Turner.

2012: McCall also was a member of the 2012 USA U17 World Championship Team that captured the gold medal with an 8-0 record in Amsterdam, the Netherlands...she played in all eight contests and averaged 3.8 points per game.

2011: McCall helped the 2011 USA U16 National Team claim the gold medal with a 5-0 record at the FIBA Americas U16 Championship in Merida, Mexico...the USA won all five contests by an average victory margin of 43 points per game.

COLLEGE

In her four years at Stanford, the two-time All-Pac-12 performer led Stanford to a pair of Final Fours, three Elite Eights,

three Pac-12 championships and a 118-28 overall record... McCall's career totals of 1,376 points, 976 rebounds and 200 blocks make her one of six players in Pac-12 history with 1,350/950/200...she was a Stanford co-captain as a junior and senior...she was named a second-team CoSIDA Academic All-American as a senior, completing her academic work in psychology a quarter early with the completion of finals at the end of the winter term.

2016-17: McCall averaged team highs in points (14.4), rebounds (9.0) and blocks (1.7), scored in double figures in 31 games and had 10 or more rebounds 17 times...she was named the Most Outstanding Player at the Pac-12 Tournament after averaging 11.0 points, 10.7 rebounds and 3.0 blocks in Stanford's three wins and was just as good in the NCAA Tournament, putting up 13.0 points and 11.0 rebounds per game...she was named All-Pac-12, an honorable mention All-American and the eighth Academic All-American in program history...she matched a career scoring high with 27 points against Northeastern, 11/24...she scored in double figures in 25 straight games to begin her senior campaign.

2015-16: Named All-Pac-12 and a member of the Pac-12 All-Defensive Team, McCall started all 34 games in which she appeared and averaged 14.9 points, 9.4 rebounds and 1.9 blocks in 30.9 minutes...she shot 50.9 percent from the field (219-of-430), 39.3 percent from behind the arc (11-of-28) and 68.6 percent at the line (59-of-86)...she was 10th in the Pac-12 in scoring, fifth in rebounding, third in blocks and fourth in field goal percentage...she finished 13th in the nation and second in conference with 18 double-doubles...she tied for third in Stanford single-season history in blocks (66) with Chiney Ogumike and Joslyn Tinkle...McCall scored in double figures 30 times and had seven 20-point efforts...she pulled down 10 or more rebounds in 20 games...in four NCAA Tournament games, she averaged 19.5 points on 51.7 percent shooting and 10.3 rebounds...she averaged 20.3 points on 55 percent shooting, 9.2 rebounds and 2.1 blocks in Stanford's final 10 games...she tallied 17 points and 15 rebounds in the Elite Eight against Washington, 3/27, and put up a career-high 27 points on 12-of-18 shooting in Stanford's Sweet 16 upset of top-seeded Notre Dame, 3/25...she posted a pair of NCAA Tournament double-doubles with 14 points and 10 rebounds against San Francisco, 3/19; and 20 points and 12 boards vs. South Dakota, 3/21...she was named espnW National Player of the Week, 2/29, after posting back-to-back 20-point games for the first time in her career against No. 7 Oregon State and Oregon...in those games, she averaged 25.0 points and 11.5 rebounds, shot 56 percent from the floor and 44 percent from behind the arc...she poured in 25 points and had four steals against Oregon, 2/28, and set personal bests in field goals made (12) and rebounds (18)...she also netted 25 points in a win over No. 7 Oregon State, 2/26...McCall swatted a career-high seven shots at Utah, 2/21...she scored 22 against No. 9 Arizona State, 2/14, and had 18 points on 9-of-12 shooting in the second half and overtime.

2014-15: A part-time starter as a sophomore, McCall played in all 36 games with 18 starts...she was second on the team in rebounds (5.4) and blocks (50)...she tied for 12th in Stanford single-season history in blocks and finished sixth in the league in blocks per game (1.4)...she also averaged 5.6 points in 17.1 minutes per game...McCall had four 10-rebound games and ended the season with her second career double-double, go-

ing for 12 points and 10 rebounds in the Sweet Sixteen against Notre Dame, 3/27...she tallied a game-high 11 rebounds in an NCAA Tournament game against Oklahoma, 3/23...she notched the first double-double of her career with 13 points and 16 rebounds in a win over Arizona, 1/16.

2013-14: McCall started twice over 36 appearances as a freshman, against UC Davis, 11/17, and at UCLA, 2/23...McCall averaged 3.3 points and 3.2 rebounds in 10.5 minutes per game, helping Stanford to the NCAA Final Four alongside senior star Chiney Ogumike...McCall was second on the team with 21 blocks...she recorded season highs of 12 points and six made field goals, and matched a season high with eight rebounds, against UCLA, 1/24.

PERSONAL

Erica McCall was born Aug. 21, 1995, in Bakersfield, Calif... she is the daughter of Greg and Sonya McCall...she has two siblings, DeWanna Bonner and Justin McCall...DeWanna is a WNBA All-Star and two-time WNBA champion with the Phoenix Mercury who starred at Auburn and was the WNBA's No. 5 overall draft pick in 2009...Justin was a California prep all-star who has committed to play at Cal State Bakersfield...father Greg was a former player at CSUB and now the women's basketball coach of the Roadrunners...he guided CSUB to the NCAA Division II Final Four in 1991...mother Sonya was a track athlete at Northern Arizona University...McCall was the California Gatorade Player of the Year in 2013...a four-year letterwinner at Ridgeview High School, she captained the basketball team for three seasons (2011-13), and was named a WBCA All-American and McDonald's All-American as a senior...she also was named Cal-Hi Sports CIF Central Section Division II Player of the Year...a four-time All-Area Most Valuable Player (2010-13), she helped lead Ridgeview to the CIF Central Section Division II title and to the CIF Division II title game in 2013...overall, she helped capture three Central Section titles at Ridgeview (2010, 2011, 2013)...McCall set RHS career records of 2,655 points (second all-time in Central Section record book), 1,986 rebounds (third all-time in state history) and 983 blocked shots (state record)...she played club ball for Cal Sparks, helping her club team to three FILA national titles from 2010-12...upon leaving Stanford, she penned a letter to future Stanford players, imploring them to know that: "Basketball doesn't last forever so when you get the chance to play, do so with passion..." Since her freshman year in college, McCall has embraced the nickname "Bird." Why? "McCall, McCall" ... sounds like a bird's call, right? She embraced the nickname and it stuck.

CAREER TRANSACTIONS

(1) Drafted by Indiana in the second round (17th overall) of the 2017 WNBA Draft, 4/13/17.

ERICA McCALL

McCALL'S STATISTICS

YR/TEAM	G-GS	MIN	FGM-A	PCT	3FGM-A	PCT	FTM-A	PCT	OR	DR	TR	AVG	AST	PF-DQ	ST	TO	BKS	PTS	AVG
2017 IND	30-1	322	41-101	.406	1-3	.333	15-22	.682	20	49	69	2.3	5	37-0	4	20	9	98	3.3

McCALL'S CAREER HIGHS

REGULAR SEASON

MIN:	29:16, at CON, 7/30/17
FGM:	5, at WAS, 8/12/17
FGA:	9, at CON, 7/30/17
3-pt FGM:	1, at MIN, 8/18/17
3-pt FGA:	1, at MIN, 8/18/17 at WAS, 8/12/17 vs. CON, 5/20/17
FTM:	3, at DAL, 7/25/17
FTA:	5, at WAS, 8/12/17 at DAL, 7/25/17
OR:	3, at ATL, 7/7/17
DR:	8, at CON, 7/30/17
TR:	9, at CON, 7/30/17
AST:	2, at WAS, 8/12/17
ST:	1, at MIN, 8/18/17 at LA, 7/17/30 at ATL, 7/7/17 vs. CON, 5/20/17
BKS:	2, at CON, 7/30/17 at DAL, 5/30/17
PTS:	12, at WAS, 8/12/17

TIFFANY MITCHELL



POSITION: Guard

WNBA YEARS: 2

HEIGHT: 5-9

WEIGHT: 152

BORN: September 23, 1994 in Charlotte, N.C.

HIGH SCHOOL: Providence Day School (Charlotte, N.C.)

COLLEGE: South Carolina '16

DRAFTED: By Indiana, first round, 2016 WNBA Draft (9th overall)

3



@TiffMitch25
TWITTER



@TiffMitch25
INSTAGRAM

- **Two-year WNBA veteran, selected No. 9 overall in 2016**
- **Member of USA Basketball Women's National Team training pool**
- **Fourth in WNBA in free throw percentage (.922) in 2017**
- **WNBA All-Rookie Team in 2016**
- **Set Fever mark for consecutive free throws made in 2016 (42), then set a new record (43) in 2017.**
- **Two-time SEC player of the year while at South Carolina**
- **Led Gamecocks to 2015 NCAA Final Four while earning Dawn Staley Award as best Div. I point guard**

Selected ninth overall in the 2016 WNBA Draft, Tiffany Mitchell had immediate impact with the Fever, literally, including a game-high 18 points in her rookie debut against Dallas on May 14...later, she set a franchise record with 42 consecutive made free throws to close her rookie campaign, prior to her naming to the WNBA's All-Rookie Team...she broke her own record with 43 consecutive made free throws in her second season in 2017...she complements a backcourt led by veterans Briann January, Marissa Coleman and Shenise Johnson...former Fever coach Stephanie White called her a "two-way player," making the distinction that many rookies don't contribute so quickly on both ends of the floor...college head coach and mentor Dawn Staley called her "Superwoman," while South Carolina teammate A'ja Wilson referred to her as "Takeover Tiff."

A two-time SEC Player of the Year, Mitchell helped South Carolina to national title contention during her tenure with the Gamecocks, including a trip to the 2015 NCAA Final Four...a fan favorite in Columbia, Mitchell won the Dawn Staley Award, presented to the best Division I guard in the country and named for her coach, as a junior in 2015...Mitchell, in fact, looked up to Staley since the third grade when she completed a biography project on Staley's life and asked her family for Staley's red WNBA Charlotte Sting jersey, which she later wore to a Sting game before hanging it on the wall of her bedroom.

PRO - WNBA

2017: Mitchell played in 27 games with nine starts, missing the club's last seven games with torn cartilage and a bone bruise in her right knee...she averaged 10.3 points, 3.2 rebounds, 1.4 assists and 1.2 steals per game prior to her injury...she ranked fourth in the WNBA with a 92.2 percent free throw percentage...she broke her own franchise mark for consecutive free throws made, hitting 43 in-a-row from May 20 to June 28...she ended her season with another streak of 23 straight...she had season highs of 19 points and five assists in a road win at Chicago, 6/19...she scored 10 points and added a season-high eight rebounds against Washington, 7/14...she reached double-digit scoring in 16 of 27 appearances.

2016: Mitchell became only the fourth Fever rookie to play in all 34 games and she finished second behind Tamika Catchings' rookie scoring record with 286 points, an average of 8.3 per game...she finished fourth in the WNBA with a 91.1 percent clip at the foul stripe, aided by a franchise-record 42-in-a-row at the close of the season...her 91 percent foul shooting set a Fever rookie record...she scored in double figures 14 times in her rookie season...she began the season with eight straight games of double-digit scoring, the longest streak by a Fever rookie

to begin her career...she opened her rookie season with an 18-point debut against Dallas, 5/14...she led the team in scoring five times, and twice eclipsed 20 points...she had a season-high 21 points at Connecticut, 6/5, and poured in 20 at LA, 7/6...she was named to the WNBA All-Rookie Team.

PLAYOFFS

2016: Mitchell scored two points in 10 minutes of action during her playoff debut against Phoenix, 9/21.

PRO - OVERSEAS

2016-17: With Nadezhda Orenburg in Russia, she averaged 10.6 points, 2.2 rebounds, 1.5 assists and 1.6 steals in the Russian Superleague...she averaged 9.8 points, 2.5 rebounds and 1.8 assists in EuroLeague competition.

INTERNATIONAL

2018: Invited to USA Basketball Women's National Team training camp in February 2018, she added to the Women's National Team training pool in March.

2016: Mitchell was selected to the USA Basketball Select Team which trained alongside the 2016 USA Women's National Team, July 23-25, prior to the 2016 Olympics.

2015: Named to the 2015 U.S. Pan American Women's Basketball Team on May 17, Mitchell participated in the 2015 USA Women's National Team mini-camp in Las Vegas...she earned a silver medal with the U.S. in the Pan Am Games, despite a left foot injury sustained in an exhibition game vs. Canada that kept her from tournament action...she was a roommate with Breanna Stewart during the Pan Am Games.

2014: Teamed with Cierra Burdick, Sara Hammond and Jewell Loyd on the 2014 USA Basketball 3x3 World Championship Team and helped the U.S. capture gold with a perfect 9-0 record at the FIBA 3x3 World Championship in Moscow, Russia...she was named to the 3x3 World Championship Team after capturing the 2014 USA Basketball 3x3 National Tournament title.

2010: Participated in the 2010 USA Basketball U17 World Championship Team Trials.

COLLEGE

The most decorated women's basketball player in South Carolina program history, Mitchell made more starts (135) and played in more games (139) than any player...she capped her college career as the recipient of the University of South Carolina President's Award, the highest annual award bestowed on a student-athlete, honoring achievement in athletics, academics and community outreach...on the court, she finished her career fifth in Gamecock history with 1,885 points and 234 steals...she was second in program history in both 3-point shooting (39.9 percent) and free throw shooting (77.3 percent)...Mitchell was a three-time All-American...she also was a three-time All-SEC First Team selection, and a two-time SEC Player of the Year...she was only the second sophomore to earn the award in league history...Mitchell holds seven single-season school records, including 3-point percentage (.541 in 2013-14) and free throws made (157 in 2013-14), and single-game records for 3-point percentage and free throw percentage...she was one of the team's top two scorers in all three SEC regular-season championship

seasons and was the Gamecocks' top scorer during the 2015 NCAA Tournament run to the Final Four...Staley helped refine Mitchell's personal workouts, helping her shooting percentage improve from 37 percent as a freshman, to 49 percent as a sophomore and 50 percent as a junior.

2015-16: Mitchell ranked seventh in the SEC in scoring, fourth in free throw percentage, seventh in steals and sixth in 3s made per game on the season...she finished with 14.9 points per game with 61 3-pointers and 63 steals, while starting in 34 of 35 games played...she was a finalist for the Naismith Trophy...she was an Associated Press second-team All-American, and earned third-team honors on multiple All-America squads...a member of the All-SEC first team by coaches and AP, Mitchell was a second-team CoSIDA Academic All-American and a Senior CLASS Award finalist...Mitchell was USC's top scorer 13 times, and she handed out team-high assists 13 times...she carried the Gamecocks on offense early on in the second round of the NCAA Tournament against Kansas State, 3/20, totaling 16 first-half points, including last six points of the half...she led South Carolina with 15.7 points per game, six 3s and 10 assists during the SEC Tournament to earn MVP honors.

2014-15: Starting all 37 games and helping the Gamecocks to the NCAA Final Four, Mitchell averaged 14.4 points with 57 3-point field goals and 65 steals...she was named the winner of the Dawn Staley Award, presented to the nation's best guard, and was a finalist for the Naismith Trophy and Wooden Award...she captured the SEC Player of the Year award for a second straight season, along with All-SEC first-team accolades and first-team All-America honors by multiple outlets...she was the Gamecocks' first back-to-back All-American since Marshall Williams in 1992 and 1993...also a member of the SEC Academic Honor Roll...she scored in double figures a team-high 30 times, including five games of 20 or more points...she was team's top scorer a team-high 17 times, while leading the club in assists 12 times...Mitchell powered the Gamecocks into their first NCAA Final Four with a personal 7-2 run that turned a tie game into a five-point lead against Florida State, 3/29, while leading team in scoring (21), rebounding (6) and assists (5)...she hit a game-winner with five seconds remaining against North Carolina, 3/27, to put team into the NCAA Elite Eight for the first time since 2002...she scored 10 of the team's last 13 points in win over Kentucky, 1/11, including eight straight free throws to hold the Wildcats at bay...she shot 6-of-6 from 3-point range against San Diego State, 11/23, the best perfect long-range shooting night in school history.

2013-14: Mitchell averaged a career-best 15.5 points while starting all 34 games for the Gamecocks...she set a school record with 157 free throws during her sophomore campaign, and added a career-high 118 assists while being named a third-team All-American...she became just the second sophomore ever to be named the SEC's Player of the Year...she was a finalist for the Wooden Award, Wade Trophy and Dawn Staley Award...she was a member of the SEC All-Defensive Team and the SEC Academic Honor Roll...Mitchell ranked 10th in SEC in scoring, seventh in free throw percentage (.793) and steals (1.8 spg), and 11th in assists (3.5 apg)...she paced South Carolina in scoring 13 times, and 16 times in assists...she became the team's go-to option at end of tight games, averaging 5.3 points, shooting 60.0 percent

TIFFANY MITCHELL

(12-of-20) including 4-of-5 (.800) from 3-point range, during the final five minutes of the Gamecocks' 10 games that were within 10 points at that time...she averaged 18.3 points and 3.3 assists in NCAA Tournament play (3 games), and broke school record for free throws made (13) and attempted (17) in an NCAA Tournament game against CSU Northridge, highlighted by hitting 6-of-6 in the final 63 seconds...she turned in her first career 20-point SEC game against Missouri, 2/2, and netted a career-high 25 points against Georgia, 2/27.

2012-13: Mitchell made 30 starts in 33 games for South Carolina, averaging 9.2 points and 5.1 rebounds per game....she led the team in scoring seven times and rebounding six times... she posted two double-doubles and was named to the SEC

All-Freshman Team...she scored in double figures on 14 occasions, and recorded a career-high 11 rebounds at Florida, 1/20.

PERSONAL

Born September 23, 1994, she is the daughter of Cheryl Mitchell...she has an older brother, Tory...she majored in retail management at South Carolina...Mitchell guided Providence Day to three straight North Carolina Independent Schools Athletic Association Class 3A state championships...she was a Parade All-American as a senior and was a four-star recruit rated the 15th-best guard and top 46 player overall in the 2012 class by ESPN Hoopgurlz...named Gatorade North Carolina Player of the Year and Miss Basketball North Carolina in 2012, posting

19.6 points and 7.0 rebounds per game...she earned all-state and all-conference honors all four years of high school.

CAREER TRANSACTIONS

(1) Drafted by the Indiana Fever with the ninth overall pick, first round, in the 2016 WNBA Draft, 4/14/16.

MITCHELL'S STATISTICS

REGULAR SEASON

YR/TEAM	G-GS	MIN	FGM-A	PCT	3FGM-A	PCT	FTM-A	PCT	OR	DR	TR	AVG	AST	PF-DQ	ST	TO	BKS	PTS	AVG
2016 IND	34-8	681	87-241	.361	25-85	.294	92-101	.911	15	43	58	1.7	48	85-0	30	55	3	291	8.6
2017 IND	27-9	671	83-238	.349	17-69	.246	94-102	.922	16	70	86	3.2	39	60-0	31	40	5	277	10.3
2 YEARS	61-17	1354	170-479	.355	42-154	.273	186-203	.916	31	113	144	2.4	87	145-0	61	95	8	568	9.3

PLAYOFFS

YR/TEAM	G-GS	MIN	FGM-A	PCT	3FGM-A	PCT	FTM-A	PCT	OR	DR	TR	AVG	AST	PF-DQ	ST	TO	BKS	PTS	AVG
2016 IND	1-0	10	1-5	.200	0-2	.000	0-0	.000	0	0	0	0.0	0	0-0	0	1	0	2	2.0

MITCHELL'S CAREER HIGHS

REGULAR SEASON

MIN: 35:19, vs. NY, 6/19/16

FGM: 7, at CHI, 6/18/17

at CON, 6/5/16

vs. DAL, 5/14/16

FGA: 15, at ATL, 5/29/16

3-pt FGM: 4, at LA, 7/6/16

3-pt FGA: 6, at LA, 7/17/17

vs. LA, 6/24/17

at MIN, 6/14/16

at ATL, 5/29/16

FTM: 8, vs. ATL, 6/15/17

vs. PHO, OT, 6/7/17

vs. DAL, 6/3/17

at DAL, 6/25/16

FTA: 8, six times

(most recent at CHI, 6/28/17)

OR: 2, eight times

(most recent vs. MIN, 8/6/17)

DR: 7, vs. WAS, 7/14/17

at CHI, 6/28/17

TR: 8, vs. MIN, 8/6/17

vs. WAS, 7/14/17

AST: 5, at CHI, 6/18/17

ST: 4, at SAN, 7/20/17

at MIN, 5/27/16

vs. ATL, 5/20/16

BKS: 1, eight times

(most recent vs. MIN, 8/6/17)

PTS: 21, at CON, 6/5/16

PLAYOFFS

MIN: 10:14, vs. PHO, 9/21/16

FGM: 1, vs. PHO, 9/21/16

FGA: 5, vs. PHO, 9/21/16

3-pt FGM: 0

3-pt FGA: 2, vs. PHO, 9/21/16

FTM: 0

FTA: 0

OR: 0

DR: 0

TR: 0

AST: 0

ST: 0

BKS: 0

PTS: 2, vs. PHO, 9/21/16

ERICA WHEELER

**POSITION:** Guard**WNBA YEARS:** 3**HEIGHT:** 5-7**WEIGHT:** 143**BORN:** May 2, 1991 in Parkland, Fla.**HIGH SCHOOL:** Parkway Academy (Miramar, Fla.)**COLLEGE:** Rutgers '13**DRAFTED:** Undrafted**ACQUIRED:** Signed as a free agent, 2/8/16

17

@EWeezy_For3eezy
TWITTER@EWeezy_3
INSTAGRAM

- *Undrafted free agent who has completed three WNBA seasons and become a staple in the Fever lineup*
- *Tied Indiana record with 7 3-pointers at New York (Aug. 8, 2017), while scoring career-high 33 points to match second-best total in Fever history*
- *All-BIG EAST player at Rutgers who missed much of her senior season due to the passing of her mother, Melissa Cooper.*
- *Steered away from drug-infested streets by her mother, pays tribute to her with tattoos on shoulder and leg; and has begun Wheeler Kids Foundation to help kids who are less fortunate*

Having completed three WNBA seasons, Erica Wheeler established herself as a starter and regular contributor with the Fever...undrafted and a part of two franchises as a free agent rookie in 2015, Wheeler uses speed and quickness to get to the rim...she complements a backcourt rotation that features Briann January, Marissa Coleman and Shenise Johnson...she established career highs across the board in 2016, after appearing in 20 games as a rookie; and set new standards in 2017 while making 26 starts and averaging a career-best 11.8 points per game.

PRO – WNBA

2017: Wheeler was second on the team in scoring and tops in assists while averaging 11.8 points and 4.1 assists per game...she was one of four players to appear in every Fever game, and second on the team with 26 starts...it was just the fourth time a Fever player averaged more than four assists per game in a season...Wheeler eclipsed 20 points five times and reached double-figure scoring on 18 occasions...her career scoring high of 33 points came at Madison Square Garden against New York, 8/8, while shooting 12-of-18 overall and 7-of-11 from 3-point range...she tied the franchise mark for 3FGs in a game and matched the second-highest scoring night in club history...she had 27 points through three quarters and hit a pair of deep 3-pointers in the final moments to keep Indiana within reach in a 5-point loss...she generated a season-high nine assists at Dallas, 7/25, and had six or more assists 11 times...she led the Fever in scoring nine times, and was tops in assists in 15 games...she finished 2017 with season-bests in 3-point percentage (.331), 3FGs (50), rebounds (75), assists (138), steals (47) and points (400).

2016: A training camp free agent to begin the season, Wheeler wound up starting 25 games overall, and 18 of Indiana's last 20 games...an undrafted rookie free agent just one year earlier,

she scored in double figures 12 times...in 34 games, she averaged 8.4 points, 2.1 rebounds and 2.8 assists per game, contributing a season-high 20 points at LA, 9/4...she had 10 points and a season-high nine assists in a near double-double at Chicago, 6/29...she had 18 points and seven assists at Atlanta, 5/29...she earned her first career start during her Fever debut against Dallas, 5/14, and matched her previous scoring high with 13 points, including 6-of-8 free throw attempts...she posted a season-high six rebounds at Washington, 6/22.

2015: Wheeler's rookie season in the WNBA included 17 regular season game with Atlanta and three with New York...waived by the Dream following a three-team trade including Chicago & Minnesota, she was signed one month later by the Liberty...she averaged 4.5 points and 1.5 assists with the Dream, and 4.7 points and 0.3 assists in three regular season games with New York...she posted a season-high 13 points against Indiana, 6/16.

PLAYOFFS

2016: Wheeler made her first playoff start and scored 10 points in a first-round loss to Phoenix, 9/21.

2015: She appeared in three playoff games for the Liberty, including Games 1 and 3 of the Eastern Conference Finals against Indiana...her lone basket in the playoffs came against Indiana, 9/23 in Game 1 of the East Finals.

PRO – OVERSEAS

2017-18: In 24 Turkish League games with Besiktas, Wheeler averaged 16.6 points, 5.7 assists and 4.3 rebounds...Besiktas finished sixth in the Turkish League with a 13-11 record...she tallied 15.7 points, 4.3 rebounds and 4.2 assists per game in EuroCup action.

2016-17: Wheeler began the season with Avenida in Spain, before transferring to Maccabi Ashdod in Israel...she averaged 10.4 points through 10 games in Spain...with Maccabi Ashdod, she averaged 8.6 points, 2.9 rebounds and 4.2 assists in Israel.

2015-16: She played 26 games with Sampaio Basquete in Brazil, averaging 11.8 points, 5.0 rebounds and finishing second in the league with 4.3 assists per game.

2014-15: Wheeler played for Recife in Brazil, averaging 16.6 points, 4.7 rebounds and 4.4 assists.

2013-14: Wheeler began her pro career with Leonas de Ponce (Puerto Rico) where she averaged 14.1 points and was second in the league with 5.7 assists, in 26 games...she later signed and played with Mersin, in Turkey.

COLLEGE

Wheeler finished her Rutgers career with 1,027 career points, and ranked fifth all-time at RU in 3-point field goals made (157), third in 3-point field goals attempted (500) and 10th on the Scarlet Knight all-time 3-point field goal percentage list (.314)...as a senior, she was an honorable mention All-BIG EAST selection as she led the team in scoring at 10.5 points per game...she led the Scarlet Knights in 3-point shooting at a .354 clip and finished the season attempting 178 shots from downtown to tie for second on the RU single season list for 3-pointers attempted.

PERSONAL

The daughter of Eric Wheeler and Melissa Cooper, Wheeler grew up in her grandmother's five-bedroom house with a dozen other siblings and relatives until she was 11, in a rough-and-tumble section of Miami...her mother helped steer her from playing pick-up ball in local parks, toward organized school and basketball at Monsignor Pace, and eventually Parkway Academy (late in freshman year)...Wheeler helped Parkway to a pair of state championships as a junior and senior in 2008 and 2009...considering South Carolina, LSU and Florida among college choices besides Rutgers, Wheeler was rated the No. 5 point guard in the ESPNU HoopGurlz 100...she was a labor studies major at Rutgers...her mother passed away during her senior year of college and Wheeler credits RU coach C. Vivian Stringer for helping her become "a young woman that will be ready for life." ... Wheeler pays tribute to her mother with tattoos on her right shoulder blade and right leg.

CAREER TRANSACTIONS

(1) Signed by Atlanta to a training camp contract, 5/25/15. (2) Waived by Atlanta, 7/27/15. (3) Signed to a remainder-of-season contract by New York, 9/8/15. (4) Signed a free agent contract with Indiana, 2/18/16. (4) Signed a free agent contract with Indiana, 2/1/17. (5) Re-signed with Indiana, 2/5/18.

ERICA WHEELER

WHEELER'S STATISTICS

REGULAR SEASON

YR/TEAM	G-GS	MIN	FGM-A	PCT	3FGM-A	PCT	FTM-A	PCT	OR	DR	TR	AVG	AST	PF-DQ	ST	TO	BKS	PTS	AVG
2015 ATL-NY	20-0	228	37-83	.446	6-20	.300	10-16	.625	4	16	20	1.0	27	28-0	12	25	0	90	4.5
2016 IND	34-25	811	114-273	.418	17-57	.298	40-48	.833	18	54	72	2.1	95	88-1	23	68	1	285	8.4
2017 IND	34-26	898	156-390	.400	50-151	.331	38-48	.792	11	64	75	2.2	138	78-0	47	78	1	400	11.8
3 YEARS	88-51	1941	307-746	.412	73-228	.320	88-112	.786	33	134	167	1.9	260	194-1	82	171	2	775	8.8

PLAYOFF STATISTICS

YR/TEAM	G-GS	MIN	FGM-A	PCT	3FGM-A	PCT	FTM-A	PCT	OR	DR	TR	AVG	AST	PF-DQ	ST	TO	BKS	PTS	AVG
2015 NY	3-0	8	1-3	.333	0-0	.000	0-0	.000	1	0	1	0.3	0	2-0	0	2	0	2	0.7
2016 IND	1-1	26	3-6	.500	2-2	1.000	2-2	1.000	1	2	3	3.0	3	3-0	0	1	0	10	10.0
2 YEARS	4-1	34	4-9	.444	2-2	1.000	2-2	1.000	2	2	4	1.0	3	5-0	0	3	0	12	3.0

WHEELER'S CAREER HIGHS

REGULAR SEASON

MIN: 42:09, vs. PHO, OT, 6/7/17
 FGM: 12, at NY, 8/8/17
 FGA: 19, at MIN, 8/30/17
 3-pt FGM: 7, at NY, 8/8/17
 3-pt FGA: 11, at NY, 8/8/17
 FTM: 9, vs. PHO, OT, 6/7/17
 FTA: 10, vs. PHO, OT, 6/7/17
 vs. CHI, 9/9/16
 OR: 2, at SAN 7/20/17
 vs. LA, 7/19/16
 at DAL, 6/25/16
 at NY, 6/5/15
 DR: 6, at WAS, 6/22/16
 TR: 6, at WAS, 6/22/16
 AST: 9, vs. DAL, 7/25/17
 at CHI, 6/29/16
 ST: 3, vs. NY, 8/23/17
 vs. WAS, 9/11/15
 BKS: 1, vs. ATL, 6/15/17
 vs. LA, 7/19/16
 PTS: 33, at NY, 8/8/17

PLAYOFFS

MIN: 25:36, vs. PHO, 9/21/16
 FGM: 3, vs. PHO, 9/21/16
 FGA: 6, vs. PHO, 9/21/16
 3-pt FGM: 2, vs. PHO, 9/21/16
 3-pt FGA: 2, vs. PHO, 9/21/16
 FTM: 2, vs. PHO, 9/21/16
 FTA: 2, vs. PHO, 9/21/16
 OR: 1, vs. PHO, 9/21/16
 vs. IND, 9/29/15
 DR: 2, vs. PHO, 9/21/16
 TR: 3, vs. PHO, 9/21/16
 AST: 3, vs. PHO, 9/21/16
 ST: 0
 BKS: 0
 PTS: 10, vs. PHO, 9/21/16





WATCH US WORK

FeverBasketball.com

@IndianaFever

presented by



YEAR IN REVIEW



2017 RECORD BREAKDOWN



2017 Indiana Fever

Back Row (l to r): Shenise Johnson, Marissa Coleman, Erica McCall, Erlana Larkins, Natalie Achonwa, Jennifer Hamson, Candice Dupree, Jazmon Gwathmey, Jeanette Pohlen-Mavunga, Jennie Simms. **Front Row (l to r):** Briann January, Video Coordinator Anthony Beaumont, Equipment Managers Megan Tsangaris, Player Development Coach Tully Bevilaqua, Head Coach Pokey Chatman, Assistant Coach Steve Key, Assistant Coach Jessie Miller, Trainer Todd Champlin, Strength & Conditioning Coach Chase Campbell, Erica Wheeler. **Not pictured:** Tiffany Mitchell.

	RECORD	HOME	ROAD	OT
All Games	9-25	6-11	3-14	0-2
vs. Eastern	4-12	2-6	2-6	0-1
vs. Western	5-13	4-5	1-8	0-1

BY MONTH	WON	LOST
May	2	4
June	5	3
July	1	9
August	1	8
September	0	1

	.70+	<.70
Offense	9-16	0-9
Defense	9-25	0-0

	.500+	<.500
vs. Opponent	6-16	3-9

At Start Of	OVERALL	HOME	ROAD
2nd Quarter			
- Ahead	5-8	3-5	2-3
- Behind	2-16	1-5	1-11
- Tied	2-1	2-1	0-0
3rd Quarter			
- Ahead	3-3	3-2	0-1
- Behind	6-21	3-9	3-12
- Tied	0-1	0-0	0-1
4th Quarter			
- Ahead	6-3	3-1	3-2
- Behind	3-22	3-10	0-12
- Tied	0-0	0-0	0-0

MARGINS	1	2	3	4	5	6	7	8	9	10	11	12	13	14	15	16	17	18	19	20	21	22	23	24	25	26	27	28	29	30	31	32	33	34	35	59
Won By:	2	2			1	2					1	1																								
Lost By:	1	1		1	4	1	1	1			3			1		1		2		1	2		1	2			1								1	

By FG%	OVERALL	HOME	ROAD
< 44%	2-21	1-9	1-12
45-49%	4-3	3-2	1-1
50-54%	3-1	2-0	1-1
55-59%	0-0	0-0	0-0
> 60%	0-0	0-0	0-0

OVERALL STREAKS
 Longest Win: 2
 Longest Loss: 8
 Last Win: 8/6 vs. MIN, 84-82
 Last Loss: 9/2 vs. SA, 71-75

HOME STREAKS
 Longest Win: 3
 Longest Loss: 6
 Last Win: 8/6 vs. MIN, 84-82
 Last Loss: 9/2 vs. SA, 71-75

ROAD STREAKS
 Longest Win: 2
 Longest Loss: 7
 Last Win: 7/19 at PHO, 84-77
 Last Loss: 8/26 at ATL, 74-79

HOME ATTENDANCE
 17 Games
 128,141 Total
 7,538 Average
 12,282 High

2017 DAY-BY-DAY RESULTS

Date	Opponent	Result	Home	Road	Total	High Scoring	High Rebounds	High Assists	Opponent Scoring	Atten.
MAY										
14	at Seattle	L 82- 87	0-0	0-1	0-1	Johnson-24	Johnson-8	Johnson-4	Loyd-27	7,969
17	at Phoenix	L 62- 85	0-0	0-2	0-2	Dupree-14	Dupree-9	Mitchell-4 Johnson-4	Griner-32	8,896
20	CONNECTICUT	W 81- 79	1-0	0-2	1-2	Dupree-19	Larkins-9	January-4	J. Jones-19	7,385
24	LOS ANGELES	W 93- 90	2-0	0-2	2-2	Coleman-19	Dupree-8	January-6	Ogwumike-24	5,875
28	at Seattle	L 70- 94	2-0	0-3	2-3	Mitchell-13	Dupree-5	January-3	Clark-22	4,722
30	at Dallas	L 62- 89	2-0	0-4	2-4	Achonwa-13	Larkins-6	Wheeler-3 Dupree-3	Christmas-Kelly-27	3,076
JUNE										
3	DALLAS	W 91- 85	3-0	0-4	3-4	Dupree-18	Achonwa-7 Larkins-7	January-7	Johnson-22	6,529
7	PHOENIX	L 90- 98 (OT)	3-1	0-4	3-5	Wheeler-24	Larkins-7	Johnson-5	Griner-38	5,702
9	SEATTLE	W 83- 80	4-1	0-4	4-5	Wheeler-19	Dupree-12	Wheeler-6	Loyd-25	6,166
11	at Washington	L 70- 88	4-1	0-5	4-6	Wheeler-15	Mitchell-5	Wheeler-6	Delle Donne-25	6,194
15	ATLANTA	W 85- 74	5-1	0-5	5-6	Wheeler-20	Dupree-8	Wheeler-7	Holmes-17 Hayes-17	5,830
18	at Chicago	W 91- 79	5-1	1-5	6-6	Mitchell-19	Dupree-8	January-7	Quigley-18	4,551
24	LOS ANGELES	L 73- 84	5-2	1-5	6-7	Dupree-14	Larkins-7	Dupree-3	Ogwumike-21	9,241
28	at Chicago	W 82- 75	5-2	2-5	7-7	Dupree-17	Mitchell-7	January-7	Breland-22	10,197
JULY										
1	CONNECTICUT	L 85- 91	5-3	2-5	7-8	Johnson-22	Dupree-11	Wheeler-5	J. Jones-29	6,473
7	at Atlanta	L 68- 89	5-3	2-6	7-9	Johnson-15	Dupree-5	Wheeler-4 Johnson-4 Coleman-4	Clarendon-27	3,359
12	SAN ANTONIO	L 72- 79	5-4	2-6	7-10	Dupree-14	Larkins-5 Achonwa-5 Coleman-5	January-6	McBride-18	12,282
14	WASHINGTON	L 58- 72	5-5	2-6	7-11	January-15	Mitchell-8	January-4	Meesseman-15	8,007
17	at Los Angeles	L 62- 80	5-5	2-7	7-12	January-12	Achonwa-8	Dupree-4	Gray-16	11,386
19	at Phoenix	W 84- 77	5-5	3-7	8-12	Wheeler-20	January-7 January-7	Wheeler-7	Taurasi-34	11,371
20	at San Antonio	L 61- 85	5-5	3-8	8-13	Mitchell-13	Dupree-6	January-4	Harrison-18	7,306
25	at Dallas	L 82- 84	5-5	3-9	8-14	January-16	Dupree-6	Wheeler-9	Diggins-Smith-21	3,701
28	NEW YORK	L 84- 85	5-6	3-9	8-15	Achonwa-19	Achonwa-7	Wheeler-7	Charles-25	6,617
30	at Connecticut	L 73- 89	5-6	3-10	8-16	Wheeler-13 Gwathmey-13	McCall-9	Wheeler-4 Coleman-4	J. Thomas-15	6,145
AUGUST										
4	CHICAGO	L 70- 81	5-7	3-10	8-17	Dupree-18	Mitchell-7	January-8	Vandersloot-18	8,052
6	MINNESOTA	W 84- 82	6-7	3-10	9-17	Dupree-31	Dupree-9	Wheeler-7	Moore-28	8,226
8	at New York	L 76- 81	6-7	3-11	9-18	Wheeler-33	Gwathmey-7	January-3	Charles-26	10,068
12	at Washington	L 80-100	6-7	3-12	9-19	Dupree-26	Dupree-8	Wheeler-8	Thomas-20	7,337
18	at Minnesota	L 52-111	6-7	3-13	9-20	Gwathmey-12	Larkins-4 Achonwa-4	Wheeler-3 January-3	Fowles-25	9,621
20	WASHINGTON	L 82- 87	6-8	3-13	9-21	Coleman-20	Larkins-8	Dupree-7	Meesseman-21	7,593
23	NEW YORK	L 50- 71	6-9	3-13	9-22	Dupree-12	Dupree-6	Wheeler-5	Rodgers-16	7,118
26	at Atlanta	L 74- 79 (OT)	6-9	3-14	9-23	Wheeler-23	Achonwa-9	Coleman-4	Hayes-24	5,029
30	MINNESOTA	L 69- 80	6-10	3-14	9-24	Wheeler-17	Dupree-10	Wheeler-7	Moore-18	7,625
SEPTEMBER										
2	SAN ANTONIO	L 71- 75	6-11	3-14	9-25	Dupree-19	Dupree-13	Wheeler-6	McBride-28	9,420

2017 SEASON HIGHS

SEASON HIGHS (Regular Season)

PLAYER	MINUTES	FIELD GOALS	FREE THROWS	-----REBOUNDS-----			ASSISTS	STEALS	TURNOVERS	BLOCKED SHOTS	POINTS
				OFFENSIVE	DEFENSIVE	TOTAL					
NATALIE ACHONWA	33C SEP. 2 vs S.A.	8C(2) SEP. 2 vs S.A.	7C(2) JUL. 25 at Dal.	3 (3) AUG. 20 vs Wash.	7C AUG. 26 at Atl.	9T AUG. 26 at Atl.	3C JUL. 12 vs S.A.	2T(4) AUG. 26 at Atl.	4T AUG. 23 vs N.Y.	3C(2) AUG. 20 vs Wash.	19C JUL. 28 vs N.Y.
MARISSA COLEMAN	37 AUG. 20 vs Wash.	7 (2) AUG. 20 vs Wash.	4 JUN. 3 vs Dal.	3 JUL. 1 vs Conn.	5 (2) JUL. 12 vs S.A.	5 (2) JUL. 12 vs S.A.	4 (5) AUG. 30 vs Minn.	2 (2) AUG. 26 at Atl.	4 (2) MAY. 24 vs L.A.	2T JUL. 28 vs N.Y.	20 AUG. 20 vs Wash.
NADIA COLHADO	4 MAY. 28 at Sea.	1 MAY. 28 at Sea.	0	1T JUN. 7 vs Phoe.	1 MAY. 30 at Dal.	1 (2) JUN. 7 vs Phoe.	0	0	1 JUN. 7 at Wash.	1 JUN. 11 at Sea.	2 MAY. 28
CANDICE DUPREE	41 JUN. 7 vs Phoe.	15C AUG. 6 vs Minn.	11T JUN. 7 vs Phoe.	4 (2) SEP. 2 vs S.A.	10 (2) AUG. 30 vs Minn.	13 SEP. 2 vs S.A.	7T AUG. 20 vs Wash.	3 (3) AUG. 12 at Wash.	4 (2) JUL. 7 at Atl.	2 (3) SEP. 2 vs S.A.	31 AUG. 6 vs Minn.
JAZMON GWATHMEY	39C AUG. 26 at Atl.	7C AUG. 26 at Atl.	4T(2) JUN. 15 vs Atl.	2T(3) AUG. 18 at Minn.	6C AUG. 8 at N.Y.	7C(2) AUG. 8 at N.Y.	4T AUG. 6 vs Minn.	3C AUG. 18 at Minn.	4C AUG. 8 at N.Y.	3C(2) AUG. 6 vs Minn.	16T AUG. 26 at Atl.
JENNIFER HAMSON	15 JUL. 30 at Conn.	5T JUL. 30 at Conn.	3C JUL. 19 at Phoe.	2 (2) JUL. 30 at Conn.	3 (4) AUG. 30 vs Minn.	5 (2) JUL. 30 at Conn.	2T AUG. 8 at N.Y.	1 AUG. 6 vs Minn.	2C(2) AUG. 23 vs N.Y.	2 (4) AUG. 23 vs N.Y.	11 JUL. 30 at Conn.
BRIANN JANUARY	36 AUG. 4 vs Chi.	8T MAY. 14 at Sea.	6 (2) JUN. 28 at Chi.	2 (2) JUL. 30 at Conn.	6T JUL. 19 at Phoe.	7T JUL. 19 at Phoe.	8 AUG. 4 vs Chi.	3 (2) JUL. 28 vs N.Y.	8T JUL. 25 at Dal.	1 (4) JUL. 19 at Phoe.	23T MAY. 14 at Sea.
SHENISE JOHNSON	35 MAY. 14 at Sea.	9 MAY. 14 at Sea.	6 MAY. 20 vs Conn.	3 JUN. 9 vs Sea.	6 MAY. 14 at Sea.	8 MAY. 14 at Sea.	5 JUN. 7 vs Phoe.	3 (3) JUN. 18 at Chi.	3 (3) JUL. 1 vs Conn.	1 (4) JUN. 28 at Chi.	24C MAY. 14 at Sea.
ERLANA LARKINS	33 (2) JUN. 7 vs Phoe.	7 JUN. 18 at Chi.	6 MAY. 20 vs Conn.	5 (2) AUG. 20 vs Wash.	6 MAY. 17 at Phoe.	9 MAY. 20 vs Conn.	4 AUG. 20 vs Wash.	5 MAY. 20 vs Conn.	5 JUL. 19 at Phoe.	2 MAY. 14 at Sea.	16 JUN. 18 at Chi.
ERICA MCCALL	29C JUL. 30 at Conn.	5C AUG. 12 at Wash.	3C JUL. 25 at Dal.	3C JUL. 7 at Atl.	8C JUL. 30 at Conn.	9C JUL. 30 at Conn.	2C AUG. 12 at Wash.	1C(4) AUG. 18 at Minn.	3C JUL. 30 at Conn.	2C(2) JUL. 30 at Conn.	12C AUG. 12 at Wash.
TIFFANY MITCHELL	33 JUN. 3 vs Dal.	7T JUN. 18 at Chi.	8T(3) JUN. 15 vs Atl.	2T(6) AUG. 6 vs Minn.	7C(2) JUL. 14 vs Wash.	8C(2) AUG. 6 vs Minn.	5C JUN. 18 at Chi.	4T JUL. 20 at S.A.	4T(3) JUL. 30 at Conn.	1T(5) AUG. 6 vs Minn.	19 JUN. 18 at Chi.
J. POHLEN-MAVUNGA	33 AUG. 12 at Wash.	5T AUG. 23 vs N.Y.	3 (3) AUG. 12 at Wash.	1 (4) SEP. 2 vs S.A.	3 (2) AUG. 12 at Wash.	3 (2) AUG. 12 at Wash.	5C SEP. 2 vs S.A.	2 AUG. 20 vs Wash.	3 AUG. 20 vs Wash.	0 vs Wash.	13 AUG. 20
JENNIE SIMMS	25C AUG. 30 vs Minn.	3C AUG. 30 vs Minn.	1 AUG. 30 vs Minn.	1 SEP. 2 vs S.A.	2 AUG. 30 vs Minn.	2 (2) SEP. 2 vs S.A.	1 (2) AUG. 30 vs Minn.	2C AUG. 30 vs Minn.	2C AUG. 23 vs N.Y.	0	9C AUG. 30 vs Minn.
ERICA WHEELER	42C JUN. 7 vs Phoe.	12C AUG. 8 at N.Y.	9C JUN. 7 vs Phoe.	2T JUL. 20 at S.A.	4 (3) AUG. 20 vs Wash.	5 (2) JUN. 9 vs Sea.	9T JUL. 25 at Dal.	3T(2) AUG. 23 vs N.Y.	6C JUN. 7 vs Phoe.	1T JUN. 15 vs Atl.	33C AUG. 8 at N.Y.
FEVER High Games	225 (2) AUG. 26 at Atl.	37 JUN. 18 at Chi.	36 JUN. 7 vs Phoe.	13 JUL. 1 vs Conn.	28 JUN. 15 vs Atl.	38 AUG. 20 vs Wash.	21 (5) AUG. 12 at Wash.	14 AUG. 6 vs Minn.	21 JUN. 7 vs Phoe.	7 JUL. 30 at Conn.	93 MAY. 24 vs L.A.
FEVER Low Games	200 (32) SEP. 2 vs S.A.	18 JUL. 14 vs Wash.	3 AUG. 30 vs Minn.	2 JUN. 28 at Chi.	13 AUG. 18 at Minn.	20 (2) AUG. 18 at Minn.	8 (3) JUL. 14 vs Wash.	3 (2) JUL. 17 at L.A.	4 JUN. 18 at Chi.	0 (2) JUN. 7 vs Phoe.	50 AUG. 23 vs N.Y.
OPPONENTS High Games	225 (2) AUG. 26 at Atl.	42 AUG. 18 at Minn.	27 AUG. 8 at N.Y.	16 (2) AUG. 6 vs Minn.	37 AUG. 26 at Atl.	50 AUG. 26 at Atl.	29 AUG. 18 at Minn.	14 MAY. 28 at Sea.	21 (2) AUG. 6 vs Minn.	8 JUL. 7 at Atl.	111 AUG. 18 at Minn.
OPPONENTS Low Games	200 (32) SEP. 2 vs S.A.	23 JUL. 14 vs Wash.	7 JUL. 17 at L.A.	2 JUN. 18 at Chi.	18 JUL. 25 at Dal.	27 (2) JUN. 9 vs Sea.	9 JUL. 14 vs Wash.	2 JUN. 28 at Chi.	6 AUG. 20 vs Wash.	0 (2) JUL. 19 at Phoe.	71 AUG. 23 vs N.Y.

"C" indicates a new career-high, "T" a tied career-high.

Numbers in parentheses indicate the number of games in which a player or team has reached a given total (if more than one).

2017 TEAM & INDIVIDUAL SUPERLATIVES**TEAM SUPERLATIVES**

	INDIANA HIGH	INDIANA LOW	OPPONENT HIGH	OPPONENT LOW
Points, Game	93 vs. Los Angeles, 5/24	50 vs. New York, 8/23	+ 111 at Minnesota, 8/18	71 vs. New York, 8/23
Points, 1st Half	49 vs. New York, 7/28	23 at Minnesota, 8/18	+ 68 at Minnesota, 8/18	28 vs. San Antonio, 9/2
Points, 2nd Half	52 at Chicago, 6/18 52 vs. Atlanta, 6/15 52 vs. Los Angeles, 5/24	22 vs. New York, 8/23	53 vs. Dallas, 6/3	22 vs. Washington, 7/14
Points, 1st Quarter	28 vs. Connecticut, 5/20	9 at Minnesota, 8/18	+ 37 at Minnesota, 8/18	12 at Atlanta, 8/26 12 vs. Dallas, 6/3
Points, 2nd Quarter	29 vs. New York, 7/28	11 vs. Minnesota, 8/30 11 at Chicago, 6/28 11 vs. Atlanta, 6/15	31 at Minnesota, 8/18	10 vs. San Antonio, 9/2
Points, 3rd Quarter	28 vs. Dallas, 6/3	11 vs. New York, 8/23	33 at Connecticut, 7/30	10 vs. Los Angeles, 5/24
Points, 4th Quarter	30 vs. Minnesota, 8/6 30 at Seattle, 5/14	6 at Dallas, 5/30	31 at Dallas, 7/25	9 at Connecticut, 7/30 9 vs. Washington, 7/14
Scoring Margin, Game	+12 at Chicago (91-79), 6/18	% -59 at Minnesota (111-52), 8/18		
Scoring Margin, Half	+17 vs. Los Angeles (52-35, 2nd), 5/24	% -45 at Minnesota (68-23), 8/18		
Scoring Margin, Quarter	+17 vs. Los Angeles (27-10, 3rd), 5/24	+ -28 at Minnesota (37-9), 8/18		
Field Goals Made	37 at Chicago, 6/18	18 vs. Washington, 7/14	42 at Minnesota, 8/18	23 vs. Washington, 7/14
Field Goals Att.	80 at Chicago, 6/18	55 vs. New York, 8/23	78 at Chicago, 6/28	55 at San Antonio, 7/20
Field Goal Pct.	.544 vs. Atlanta (31-57), 6/15	.273 vs. Washington (18-66), 7/14	.614 at Seattle (35-57), 5/28	.368 at Phoenix (25-68), 7/19
3-Pt. Field Goals Made	11 vs. Los Angeles, 5/24	1 vs. New York, 8/23 1 vs. Washington, 7/14 1 at Phoenix, 5/17	10 at Washington, 8/12 10 at Washington, 6/11	1 at Chicago, 6/28
3-Pt. Field Goals Att.	21 at San Antonio, 7/20 21 vs. Los Angeles, 6/24	8 vs. Phoenix, ot, 6/7	26 at Phoenix, 7/19	6 at San Antonio, 7/20
3-Pt. Field Goal Pct.	.688 vs. Los Angeles (11-16), 5/24	.063 vs. Washington (1-16), 7/14	.667 at San Antonio (4-6), 7/20	.125 at Chicago (1-8), 6/28
Free Throws Made	36 vs. Phoenix, ot, 6/7	3 vs. Minnesota, 8/30	27 at New York, 8/8	7 at Los Angeles, 7/17
Free Throws Att.	38 vs. Phoenix, ot, 6/7	6 vs. Minnesota, 8/30 6 vs. Washington, 8/20	32 at New York, 8/8	9 vs. Chicago, 8/4 9 at Los Angeles, 7/17
Free Throw Pct.	1.000 vs. New York (14-14), 7/28 1.000 at Chicago (14-14), 6/18 1.000 at Seattle (12-12), 5/28 1.000 at Connecticut (9-9), 7/30 .966 vs. Connecticut (28-29), 5/20	.500 vs. Minnesota (3-6), 8/30	1.000 vs. Chicago (9-9), 8/4 .941 at Seattle (16-17), 5/28	.571 vs. New York (8-14), 8/23
Offensive Rebounds	13 vs. Connecticut, 7/1	2 at Chicago, 6/28	16 vs. Minnesota, 8/6 16 at Chicago, 6/28	2 at Chicago, 6/18
Defensive Rebounds	28 vs. Atlanta, 6/15	13 at Minnesota, 8/18	37 at Atlanta, ot, 8/26	18 at Dallas, 7/25
Total Rebounds	38 vs. Washington, 8/20	20 at Minnesota, 8/18 20 at Seattle, 5/28	+ 50 at Atlanta, ot, 8/26	27 vs. Seattle, 6/9 27 at Seattle, 5/28
Rebound Margin	+6 vs. Seattle (33-27), 6/9	** -25 at Minnesota (45-20), 8/18		
Assists	21 at Washington, 8/12 21 vs. Minnesota, 8/6 21 vs. Chicago, 8/4 21 vs. New York, 7/28 21 at Chicago, 6/18	8 vs. Washington, 7/14 8 at Seattle, 5/28	+ 29 at Minnesota, 8/18	12 vs. Connecticut, 5/20
Steals	14 vs. Minnesota, 8/6	3 at Los Angeles, 7/17 3 vs. Los Angeles, 5/24 ** 4 vs. Chicago, 6/18	14 at Seattle, 5/28	2 at Chicago, 6/28
Turnovers	21 vs. Phoenix, ot, 6/7		21 vs. Minnesota, 8/6 21 at Seattle, 5/14	6 vs. Washington, 8/20
Blocked Shots	7 at Connecticut, 7/30	0 vs. Phoenix, ot, 6/7 0 at Seattle, 5/28	8 at Atlanta, 7/7	0 vs. Connecticut, 7/1
Personal Fouls	29 vs. Phoenix, ot, 6/7	10 at Chicago, 6/28	27 vs. Connecticut, 5/20	11 vs. Minnesota, 8/30 11 vs. Washington, 8/20 11 at Los Angeles, 7/17

INDIVIDUAL SUPERLATIVES

	INDIANA HIGH	OPPONENT HIGH
Points, Game	33 Erica Wheeler at New York, 8/8	38 Brittney Griner vs. Phoenix, ot, 6/7
Points, Half	20 Erica Wheeler at New York (1st), 8/8 20 Candice Dupree vs. Minnesota (2nd), 8/6	23 Brittney Griner vs. Phoenix (1st), ot, 6/7
Points, Quarter	14 Briann January at Seattle (4th)	18 Brittney Griner vs. Phoenix (2nd), ot, 6/7
Field Goals Made	15 Candice Dupree vs. Minnesota, 8/6	15 Brittney Griner vs. Phoenix, ot, 6/7
Field Goals Attempted	22 Candice Dupree at Chicago, 6/18	20 Diana Taurasi at Phoenix, 7/19 Jewell Loyd vs. Seattle, 6/9
Field Goal Pct. (5 att.)	.889 Natalie Achonwa (8-9) vs. San Antonio, 9/2	1.000 Erika de Souza (7-7) vs. San Antonio, 7/12
Field Goal Pct. (10 att.)	.800 Natalie Achonwa (8-10) vs. New York, 7/28	.900 Alysha Clark (9-10) at Seattle, 5/14
3-Pt. Field Goals Made	* 7 Erica Wheeler at New York, 8/8	6 Diana Taurasi at Phoenix, 7/19
3-Pt. Field Goals Attempted	11 Erica Wheeler at New York, 8/8	13 ++ Diana Taurasi vs. Phoenix, ot, 6/7
3-Pt. Field Goal Pct. (5 att.)	.857 Marissa Coleman (6-7) vs. Washington, 8/20	.714 Kristi Toliver (5-7) vs. Washington, 8/20 .714 Renee Montgomery (5-7) at Minnesota, 8/18
Free Throws Made	11 Candice Dupree vs. Phoenix, ot, 6/7	12 Kayla McBride vs. San Antonio, 7/12
Free Throws Attempted	12 Candice Dupree vs. Phoenix, ot, 6/7	13 Kayla McBride vs. San Antonio, 7/12
Free Throw Pct. (5 att.)	1.000 Tiffany Mitchell (8-8) vs. Atlanta, 6/15; vs. Phoenix, ot, 6/7; vs. Dallas, 6/3	1.000 Shavonte Zellous (9-9) at New York, 8/8
Free Throw Pct. (10 att.)	.917 Candice Dupree (11-12) vs. Phoenix, ot, 6/7	1.000 Kayla McBride (11-11) vs. San Antonio, 9/2 Maya Moore (10-10) vs. Minnesota, 8/6 .923 Kayla McBride (12-13) vs. San Antonio, 7/12
Offensive Rebounds	5 Erlana Larkins vs. Washington, 8/20 Erlana Larkins at Dallas, 5/30	6 Imani Boyette at Chicago, 6/28 Jonquel Jones vs. Connecticut, 5/20
Defensive Rebounds	10 Candice Dupree vs. Minnesota, 8/30 Candice Dupree vs. Seattle, 6/9	13 Elizabeth Williams at Atlanta, ot, 8/26 Candace Parker vs. Los Angeles, 6/24
Total Rebounds	13 Candice Dupree vs. San Antonio, 9/2	15 Elizabeth Williams at Atlanta, ot, 8/26 Jonquel Jones vs. Connecticut, 7/1
Assists	9 Erica Wheeler at Dallas, 7/25	10 Courtney Vandersloot vs. Chicago, 8/4
Steals	5 Erlana Larkins vs. Connecticut, 5/20	4 Rebekkah Brunson vs. Minnesota, 8/6 Alyssa Thomas at Connecticut, 7/30
Blocked Shots	3 Natalie Achonwa vs. Washington, 8/20 Jazmon Gwathmey vs. Minnesota, 8/6 Jazmon Gwathmey vs. San Antonio, 7/12 Natalie Achonwa vs. Los Angeles, 6/24	+ 6 Elizabeth Williams at Atlanta, 7/7
Minutes	42:09 Erica Wheeler vs. Phoenix, ot, 6/7	39:27 Brittney Griner vs. Phoenix, ot, 6/7

* tied Indiana franchise record | ** NEW Indiana franchise record | + tied franchise record by opponent | ++ NEW franchise record by opponent | % tied WNBA record | % NEW WNBA record

2017 TOP PERFORMANCES & TENDENCIES

TOP INDIVIDUAL PERFORMANCES (REGULAR SEASON)

POINTS

Player	Points	Opponent
Erica Wheeler	33	at New York, 8/8
Candice Dupree	31	vs. Minnesota, 8/6
Candice Dupree	26	at Washington, 8/12
Erica Wheeler	24	vs. Phoenix, ot, 6/7
Shenise Johnson	24	at Seattle, 5/14
Erica Wheeler	23	at Atlanta, ot, 8/26
Candice Dupree	23	vs. Phoenix, ot, 6/7
Briann January	23	at Seattle, 5/14
Shenise Johnson	22	vs. Connecticut, 7/1
Marissa Coleman	20	vs. Washington, 8/20
Erica Wheeler	20	at Phoenix, 7/19
Erica Wheeler	20	vs. Atlanta, 6/15
Candice Dupree	19	vs. San Antonio, 9/2
Natalie Achonwa	19	vs. New York, 7/28
Tiffany Mitchell	19	at Chicago, 6/18
Erica Wheeler	19	vs. Seattle, 6/9
Marissa Coleman	19	vs. Los Angeles, 5/24
Candice Dupree	19	vs. Connecticut, 5/20
Natalie Achonwa	18	vs. San Antonio, 9/2
Candice Dupree	18	vs. Washington, 8/20
Candice Dupree	18	vs. Chicago, 8/4
Candice Dupree	18	at Chicago, 6/18
Candice Dupree	18	vs. Dallas, 6/3
Candice Dupree	18	vs. Los Angeles, 5/24

REBOUNDS

Player	Rebounds	Opponent
Candice Dupree	13	vs. San Antonio, 9/2
Candice Dupree	12	vs. Seattle, 6/9
Candice Dupree	11	vs. Connecticut, 7/1
Candice Dupree	10	vs. Minnesota, 8/30
Natalie Achonwa	9	at Atlanta, ot, 8/26
Candice Dupree	9	vs. Minnesota, 8/6
Erica McCall	9	at Connecticut, 7/30
Erlana Larkins	9	vs. Connecticut, 5/20
Candice Dupree	9	at Phoenix, 5/17

ASSISTS

Player	Assists	Opponent
Erica Wheeler	9	at Dallas, 7/25
Erica Wheeler	8	at Washington, 8/12
Briann January	8	vs. Chicago, 8/4
Erica Wheeler	7	vs. Minnesota, 8/30
Candice Dupree	7	vs. Washington, 8/20
Erica Wheeler	7	vs. Minnesota, 8/6
Erica Wheeler	7	vs. New York, 7/28
Briann January	7	at Phoenix, 7/19
Erica Wheeler	7	at Phoenix, 7/19
Briann January	7	at Chicago, 6/28
Briann January	7	at Chicago, 6/18
Erica Wheeler	7	vs. Atlanta, 6/15
Briann January	7	vs. Dallas, 6/3

STEALS

Player	Steals	Opponent
Erlana Larkins	5	vs. Connecticut, 5/20
11 times	3	

BLOCKED SHOTS

Player	Blocks	Opponent
Natalie Achonwa	3	vs. Washington, 8/20
Jazmon Gwathmey	3	vs. Minnesota, 8/6
Jazmon Gwathmey	3	vs. San Antonio, 7/12
Natalie Achonwa	3	vs. Los Angeles, 6/24

DOUBLE-DOUBLES

Player	Breakdown	Opponent
Candice Dupree	19 points, 13 rebounds	vs. San Antonio, 9/2
Candice Dupree	15 points, 10 rebounds	vs. Minnesota, 8/30
Candice Dupree	14 points, 11 rebounds	vs. Connecticut, 7/1
Candice Dupree	16 points, 12 rebounds	vs. Seattle, 6/9

STARTING LINEUPS

Lineup	Record
F-Coleman, F-Dupree, C-Larkins, G-Johnson, G-January	2-3
F-Coleman, F-Dupree, C-Larkins, G-Mitchell, G-January	1-2
F-Coleman, F-Dupree, C-Larkins, G-Johnson, G-Wheeler	3-1
F-Johnson, F-Dupree, C-Larkins, G-January, G-Wheeler	1-3
F-Coleman, F-Dupree, C-Larkins, G-January, G-Wheeler	0-1
F-Coleman, F-Dupree, C-Achonwa, G-January, G-Wheeler	1-2
F-Mitchell, F-Dupree, C-Achonwa, G-January, G-Wheeler	1-4
F-Mitchell, F-McCall, C-Achonwa, G-January, G-Wheeler	0-1
F-Gwathmey, F-Dupree, C-Achonwa, G-Coleman, G-Wheeler	0-6
F-Gwathmey, F-Dupree, C-Achonwa, G-January, G-Wheeler	0-1

INDIANA FEVER TENDENCIES (REGULAR SEASON)

Fever RecordOverall

Overall	9-25
Home	6-11
Road	3-14

Leading at the half	3-3
Trailing at the half	6-21
Tied at the half	0-1

Leading after three quarters	5-3
Trailing after three quarters	4-22
Tied after three quarters	0-0

Leading with 4:00 to play	8-2
Trailing with 4:00 to play	1-22
Tied with 4:00 to play	0-1

In single overtime	0-2
In double overtime	0-0

Shooting 50% or better	3-1
Shooting below 50%	6-24
Shooting 40% or better	9-18
Shooting below 40%	0-7

Opponent shooting 50% or better	2-10
Opponent shooting below 50%	7-15
Opponent shooting 40% or better	7-21
Opponent shooting below 40%	2-4

Shoot higher FG% than opponent	6-5
Shoot lower FG% than opponent	3-20
FG% is even	0-0

Shooting more FG attempts	3-15
Shooting fewer FG attempts	5-9
FG attempts are even	1-1

Shooting more FT attempts	5-5
Shooting fewer FT attempts	4-20
FT attempts are even	0-0

Outrebounding opponent	3-4
Outrebounded by opponent	6-20
Rebounding is even	0-1

More turnovers than opponent	1-14
Fewer turnovers than opponent	8-11
Turnovers are even	0-0

More fouls than opponent	1-18
Fewer fouls than opponent	7-5
Fouls are even	1-2

Zero Fever players foul out	8-20
1+ Fever players foul out	1-5

Score more points in the paint	6-6
Score fewer points in the paint	3-18
Points in the paint are even	0-1

Score more fast break points	2-9
Score fewer fast break points	6-10
Fast break points are even	1-6

Score more second-chance points	4-9
Score fewer second-chance points	4-14
Second-chance points are even	1-2

Score more points off turnovers	6-10
Score fewer points off turnovers	2-12
Points off turnovers are even	1-3

Scoring more bench points	9-13
Scoring fewer bench points	0-11
Bench scoring is even	0-1

Fever RecordOverall

Games decided by three or less	4-2
Games decided by five or less	4-7
Games decided by six to nine	3-3
Games decided by less than 10	7-10
Games decided by 10 or more	2-15
Games decided by 10-19	2-7
Games decided by 20 or more	0-8

Vs. Team with winning record	5-12
Vs. Team with .500 record	1-4
Vs. Team with losing record	3-9

Player scores 30+ points	1-1
Player scores 20+ points	3-7

Fever scores < 60 points	0-3
Fever scores 60+ points	9-21
Fever scores 70+ points	8-16
Fever scores 80+ points	8-8
Fever scores 90+ points	3-1

Opp. Player scores 30+ points	1-2
Opp. Player scores 20+ points	6-17

Opponent scores < 60 points	0-0
Opponent scores 60+ points	9-25
Opponent scores 70+ points	9-25
Opponent scores 80+ points	4-20
Opponent scores 90+ points	1-5

In May	2-4
In June	5-3
In July	1-9
In August	1-8
In September	0-1
In day games (prior to 5pm)	2-6
In night games (5pm or later)	7-19
In back-to-back games (2nd game)	0-1

Fever Top Scorer (includes ties)

Candice Dupree	11
Erica Wheeler	9
Briann January	3
Shenise Johnson	3
Tiffany Mitchell	3
Natalie Achonwa	2
Marissa Coleman	2
Jazmon Gwathmey	2

Fever Top Rebounder (includes ties)

Candice Dupree	14
Erlana Larkins	8
Natalie Achonwa	6
Tiffany Mitchell	4
Marissa Coleman	1
Jazmon Gwathmey	1
Briann January	1
Shenise Johnson	1
Erica McCall	1

Fever Top Assists (includes ties)

Erica Wheeler	15
Briann January	13
Candice Dupree	4
Shenise Johnson	4
Marissa Coleman	3
Tiffany Mitchell	1

FEVER'S LARGEST

Lead: 15 vs. New York (60-45, 8:36, 3rd), 7/28
Deficit: 63 at Minnesota (111-48, 1:45, 4th), 8/18
Comeback by Fever: 15 (7:27 2nd quarter, trailed 36-21) vs. Connecticut, 7/1 (2:48 4th quarter, led 81-80; Lost, 91-86)
Comeback by Opponent: 15 (8:36 second quarter, led 60-45) vs. New York, 7/28 (0:39.5 3rd quarter, tied 66-66)(Lost, 85-84)
Margin of Victory: 12 at Chicago (91-79), 6/18
Margin of Defeat: 59 at Minnesota (111-52), 8/18
Home Crowd: 12,282 vs. San Antonio, 7/12 (largest Kids Day crowd in franchise history; 10th largest regular season crowd in team history)
Road Crowd: 11,386 at Los Angeles, 7/17

2017 FEVER AND OPPONENTS TEAM GAME-BY-GAME STATISTICS**FEVER AND OPPONENTS TEAM GAME-BY-GAME STATISTICS (REGULAR SEASON)**

DATE	OPPONENT	FG	FGA	PCT	3P	3PA	PCT	FT	FTA	PCT	OR	DR	TOT	AST	PF	ST	TO	BS	1Q	2Q	3Q	4Q	1H	2H	OT	OT	OT	FINAL
May 14	at Seattle	29	60	.483	5	13	.385	24	27	.889	14	20	34	13	17	4	21	2	21	16	22	28	37	50				87
	Indiana	30	68	.441	9	17	.529	13	15	.867	11	14	25	17	27	10	13	3	22	12	18	30	34	48				82
May 17	at Phoenix	32	63	.508	4	17	.235	17	24	.708	6	30	36	21	19	5	16	6	24	28	12	21	52	33				85
	Indiana	24	68	.353	1	15	.067	13	17	.765	7	22	29	11	23	7	13	2	15	14	14	19	29	33				62
May 20	Connecticut	30	62	.484	5	14	.357	14	15	.933	12	20	32	12	27	4	18	1	22	23	15	19	45	34				79
	at Indiana	25	59	.424	3	13	.231	28	29	.966	9	16	25	11	18	12	11	3	28	12	12	29	40	41				81
May 24	Los Angeles	34	62	.548	8	15	.533	14	19	.737	4	24	28	19	16	4	10	3	28	27	10	25	55	35				90
	at Indiana	36	67	.537	11	16	.688	10	14	.714	7	23	30	16	16	3	8	1	23	18	27	25	41	52				93
May 28	at Seattle	35	57	.614	8	18	.444	16	17	.941	4	23	27	24	18	14	17	1	26	21	30	17	47	47				94
	Indiana	28	62	.452	2	10	.200	12	12	1.000	6	14	20	8	19	8	17	0	22	12	21	15	34	36				70
May 30	at Dallas	30	64	.469	6	14	.429	23	29	.793	12	30	42	15	16	6	15	4	26	26	20	17	52	37				89
	Indiana	22	62	.355	3	18	.167	15	18	.833	8	22	30	12	25	7	17	4	13	22	21	6	35	27				62
June 3	Dallas	28	67	.418	6	19	.316	23	27	.852	10	24	34	15	23	5	11	4	12	20	26	27	32	53				85
	at Indiana	31	65	.477	2	12	.167	27	31	.871	8	25	33	17	19	5	7	3	15	26	28	22	41	50				91
June 7	Phoenix	33	66	.500	7	25	.280	25	29	.862	5	26	31	25	26	8	15	4	14	26	18	20	40	38	20			98
	at Indiana	26	60	.433	2	8	.250	36	38	.947	7	25	32	8	29	10	21	0	21	12	20	25	33	45	12			90
June 9	Seattle	28	59	.475	9	23	.391	15	19	.789	6	21	27	18	17	3	11	3	21	18	27	14	39	41				80
	at Indiana	32	65	.492	2	9	.222	17	21	.810	9	24	33	13	15	6	9	2	21	23	17	22	44	39				83
June 11	at Washington	30	66	.455	10	21	.476	18	24	.750	13	30	43	13	18	4	12	3	29	19	20	20	48	40				88
	Indiana	29	68	.426	2	12	.167	10	12	.833	5	18	23	16	18	5	8	4	12	23	20	15	35	35				70
June 15	Atlanta	27	72	.375	7	24	.292	13	15	.867	9	20	29	18	19	7	8	1	14	17	22	21	31	43				74
	at Indiana	31	57	.544	6	13	.462	17	22	.773	5	28	33	11	14	6	14	3	22	11	27	25	33	52				85
June 18	at Chicago	31	57	.544	5	14	.357	12	16	.750	2	29	31	20	17	3	18	5	18	25	20	16	43	36				79
	Indiana	37	80	.463	3	12	.250	14	14	1.000	8	15	23	21	16	8	4	1	15	24	26	26	39	52				91
June 24	Los Angeles	32	60	.533	8	17	.471	12	14	.857	4	27	31	19	21	9	14	5	20	26	19	19	46	38				84
	at Indiana	27	64	.422	6	21	.286	13	15	.867	6	20	26	11	15	7	12	3	23	17	12	21	40	33				73
June 28	at Chicago	33	78	.423	1	8	.125	8	10	.800	16	32	48	19	22	2	17	3	14	20	17	24	34	41				75
	Indiana	28	65	.431	7	15	.467	19	22	.864	2	23	25	20	10	9	8	2	22	11	22	27	33	49				82
July 1	Connecticut	35	65	.538	9	16	.563	12	17	.706	8	27	35	20	24	5	16	0	28	19	23	21	47	44				91
	at Indiana	29	74	.392	8	18	.444	19	21	.905	13	19	32	13	17	8	12	1	18	22	25	20	40	45				85
July 7	at Atlanta	33	62	.532	4	13	.308	19	21	.905	6	29	35	19	21	10	13	8	21	27	20	21	48	41				89
	Indiana	27	67	.403	2	13	.154	12	17	.706	8	18	26	20	17	6	16	1	14	24	16	14	38	30				68
July 12	San Antonio	29	61	.475	5	15	.333	16	20	.800	8	26	34	18	17	6	15	2	16	21	20	22	37	42				79
	at Indiana	30	68	.441	4	16	.250	8	10	.800	5	22	27	18	19	6	11	6	16	18	18	20	34	38				72
July 14	Washington	23	60	.383	4	16	.250	22	28	.786	8	28	36	9	21	7	16	7	26	24	13	9	50	22				72
	at Indiana	18	66	.273	1	16	.063	21	26	.808	10	26	36	8	21	4	18	1	11	17	17	13	28	30				58
July 17	at Los Angeles	34	64	.531	5	10	.500	7	9	.779	5	27	32	19	11	12	14	5	22	20	19	19	42	38				80
	Indiana	23	58	.397	7	19	.368	9	10	.900	7	19	26	15	15	3	18	3	19	15	12	16	34	28				62
July 19	at Phoenix	25	68	.368	9	26	.346	18	23	.783	9	20	29	15	25	3	15	0	18	21	24	14	39	38				77
	Indiana	31	60	.517	3	10	.300	19	22	.864	5	22	27	19	23	4	14	5	21	17	27	19	38	46				84
July 20	at San Antonio	33	55	.600	4	6	.667	15	17	.882	6	30	36	25	18	9	18	2	25	22	24	14	47	38				85
	Indiana	23	66	.348	5	21	.238	10	12	.833	10	14	24	12	13	8	16	2	12	14	16	19	26	35				61
July 25	at Dallas	28	68	.412	6	13	.462	22	27	.815	12	18	30	13	23	7	15	1	18	20	15	31	38	46				84
	Indiana	29	57	.509	4	15	.267	20	26	.769	5	26	31	15	28	8	17	5	22	16	25	19	38	44				82
July 28	New York	29	65	.446	7	16	.438	20	24	.833	8	29	37	17	20	6	17	2	25	18	24	18	43	42				85
	at Indiana	32	66	.485	6	13	.462	14	14	1.000	3	18	21	21	19	7	10	6	20	29	21	14	49	35				84
July 30	at Connecticut	32	72	.444	8	21	.381	17	21	.810	10	29	39	24	18	10	12	4	29	18	33	9	47	42				89
	Indiana	29	72	.403	6	16	.375	9	9	1.000	8	22	30	17	19	4	18	7	13	15	17	28	28	45				73
August 4	Chicago	32	67	.478	8	19	.421	9	9	1.000	6	33	39	17	13	6	16	4	16	24	14	27	40	41				81
	at Indiana	29	71	.408	4	13	.308	8	11	.727	4	24	28	21	14	7	14	3	20	13	20	17	33	37				70
August 6	Minnesota	30	70	.429	2	13	.154	20	24	.833	16	22	38	13	17	10	21	3	19	19	20	24	38	44				82
	at Indiana	34	70	.486	4	18	.222	12	15	.800	10	21	31	21	24	14	20	5	19	16	19	30	35	49				84
August 8	at New York	26	69	.377	2	14	.143	27	32	.844	14	24	38	14	12	7	12	1										



WATCH **US** WORK

FeverBasketball.com

@IndianaFever

presented by



REGULAR SEASON RECORDS



ANNUAL STATISTICS AND COACHING RECORDS

ANNUAL WON/LOSS RECORD

YEAR	COACH	W-L	PCT.	HOME	ROAD	PF	PA	PLAYOFFS	FINISH
2000	Anne Donovan	9-23	.281	5-11	4-12	2213	2290	---	Seventh, East
2001	Nell Fortner	10-22	.312	7-9	3-13	2153	2249	---	Sixth, East
2002	Nell Fortner	16-16	.500	10-6	6-10	2097	2129	1-2 .333	Fourth, East (Conference Semifinals)
2003	Nell Fortner	16-18	.471	11-6	5-12	2337	2321	---	T-Fifth, East
2004	Brian Winters	15-19	.441	10-7	5-12	2198	2245	---	Sixth, East
2005	Brian Winters	21-13	.618	14-3	7-10	2170	2133	2-2 .500	Second, East (Conference Finals)
2006	Brian Winters	21-13	.618	12-5	9-8	2435	2316	0-2 .000	Third, East (Conference Semifinals)
2007	Brian Winters	21-13	.618	12-5	9-8	2480	2370	3-3 .500	Second, East (Conference Finals)
2008	Lin Dunn	17-17	.500	11-6	6-11	2473	2457	1-2 .333	Fourth, East (Conference Semifinals)
2009	Lin Dunn	22-12	.647	14-3	8-9	2606	2501	6-4 .600	First, East (WNBA Finals)
2010	Lin Dunn	21-13	.618	12-5	9-8	2661	2518	1-2 .333	Third, East (Conference Semifinals)
2011	Lin Dunn	21-13	.618	13-4	8-9	2643	2510	3-3 .500	First, East (Conference Finals)
2012	Lin Dunn	22-12	.647	13-4	9-8	2663	2459	7-3 .700	Second, East (WNBA CHAMPIONS)
2013	Lin Dunn	16-18	.471	9-8	7-10	2408	2396	2-2 .500	Fourth, East (Conference Finals)
2014	Lin Dunn	16-18	.471	7-10	9-8	2521	2554	3-2 .667	T-Second, East (Conference Finals)
2015	Stephanie White	20-14	.588	11-6	9-8	2641	2577	6-5 .545	Third, East (WNBA Finals)
2016	Stephanie White	17-17	.500	8-9	9-8	2736	2749	0-1 .000	T-Fifth, WNBA (WNBA First Round)
2017	Pokey Chatman	9-25	.265	6-11	3-14	2552	2865	---	11th, WNBA
TOTALS		310-296	.512	185-118	125-178	---	---	35-33	.515

ANNUAL TEAM STATISTICS

OFFENSE																		
YEAR	G	FG-A	PCT	3FG-A	PCT	FT-A	PCT	OR	DR	TR	AVG	A	PF-D	ST	TO	BS	PTS	AVG
2000	32	796-1838	.433	193-521	.370	428-569	.752	285	647	932	29.1	501	642-9	271	518	126	2213	69.2
2001	32	762-1822	.418	157-446	.352	472-591	.799	286	649	935	29.2	458	600-5	242	491	118	2153	67.3
2002	32	731-1825	.401	180-543	.331	455-580	.784	315	633	948	29.6	447	559-6	268	438	100	2097	65.5
2003	34	839-2011	.417	210-600	.350	449-563	.798	334	654	988	29.1	539	668-5	299	474	121	2337	68.7
2004	34	791-2011	.393	166-481	.345	450-580	.776	396	705	1101	32.4	555	639-12	261	486	134	2198	64.6
2005	34	784-1958	.400	150-468	.321	452-595	.760	341	671	1012	29.8	493	668-6	336	477	95	2170	63.8
2006	34	873-2144	.407	171-551	.310	518-676	.766	339	755	1094	32.2	501	606-3	354	528	93	2435	71.6
2007	34	907-2167	.419	188-546	.344	478-617	.775	341	812	1153	33.9	511	646-5	308	589	136	2480	72.9
2008	34	876-2179	.402	226-662	.341	495-656	.755	349	778	1127	33.1	500	727-6	324	585	165	2473	72.7
2009	34	890-2212	.402	213-637	.334	613-746	.822	342	780	1122	33.0	527	692-6	373	531	117	2606	76.6
2010	34	941-2147	.438	216-591	.365	563-720	.782	327	779	1106	32.5	567	705-4	331	551	171	2661	78.3
2011	34	936-2114	.443	223-589	.379	548-695	.788	295	778	1073	31.6	556	609-4	299	502	165	2643	77.7
2012	34	930-2226	.418	270-675	.400	533-655	.814	338	757	1095	32.2	563	570-1	324	464	146	2663	78.3
2013	34	866-2203	.393	187-555	.337	489-626	.781	361	727	1088	32.0	464	612-3	326	451	120	2408	70.8
2014	34	907-2168	.418	175-506	.346	532-705	.755	346	751	1097	32.3	483	714-3	279	503	139	2521	74.1
2015	34	939-2214	.424	182-506	.360	581-727	.799	329	771	1100	32.4	506	708-5	295	490	97	2641	77.7
2016	34	994-2223	.447	174-542	.321	574-679	.845	290	762	1052	30.9	601	708-3	298	498	80	2736	80.5
2017	34	960-2238	.429	154-499	.309	478-568	.842	244	715	959	28.2	511	646-6	223	461	104	2552	75.1
DEFENSE																		
Year	G	FG-A	Pct	3FG-A	Pct	FT-A	Pct	OR	DR	TR	Avg	A	PF-D	ST	TO	BS	PTS	AVG
2000	32	839-1868	.449	109-358	.304	503-669	.752	321	633	954	29.8	528	612-5	267	476	75	2290	71.6
2001	32	853-1899	.449	131-367	.357	412-583	.707	306	660	966	30.2	585	616-6	256	466	140	2249	70.3
2002	32	804-1817	.442	162-464	.349	359-503	.714	288	644	932	29.1	507	647-9	226	470	145	2129	66.5
2003	34	837-1908	.439	157-421	.373	490-638	.768	309	677	986	29.0	570	631-4	227	512	170	2321	68.3
2004	34	804-1865	.431	121-352	.344	516-695	.742	281	688	969	28.5	514	603-1	268	466	162	2245	66.0
2005	34	775-1798	.431	123-367	.335	460-642	.717	279	711	990	29.1	435	644-2	234	558	113	2133	62.7
2006	34	883-2043	.432	137-444	.309	413-559	.739	288	773	1061	31.2	507	685-8	259	617	105	2316	68.1
2007	34	881-2192	.402	158-483	.327	450-608	.740	369	795	1164	34.2	475	663-7	280	610	114	2370	69.7
2008	34	891-2127	.419	135-415	.325	540-706	.765	338	833	1171	34.4	477	659-2	294	608	130	2457	72.3
2009	34	909-2118	.429	154-483	.319	529-692	.764	318	849	1167	34.3	498	700-8	271	638	116	2501	73.6
2010	34	885-2128	.416	181-547	.331	567-716	.792	339	783	1122	33.0	497	687-3	282	603	120	2518	74.1
2011	34	925-2182	.424	179-534	.335	481-655	.734	359	776	1135	33.4	537	647-1	269	542	134	2510	73.8
2012	34	925-2154	.429	178-537	.331	431-576	.748	356	813	1169	34.4	485	644-4	242	592	168	2459	72.3
2013	34	889-2034	.437	128-405	.316	490-618	.793	305	839	1144	33.6	485	604-3	237	556	171	2396	70.5
2014	34	923-2084	.443	125-410	.305	583-745	.783	294	789	1083	31.9	526	660-4	271	519	179	2554	75.1
2015	34	945-2149	.440	153-509	.301	534-683	.782	287	829	1116	32.3	536	703-5	264	552	167	2577	75.8
2016	34	995-2132	.467	177-509	.348	582-742	.784	277	794	1071	31.5	581	672-4	270	530	139	2749	80.9
2017	34	1034-2186	.473	209-534	.391	588-714	.824	299	897	1196	35.2	602	620-5	225	489	111	2865	84.3

HEAD COACHES RECORDS

COACH	YEARS	SEASONS	OVERALL			PLAYOFFS		
			W-L	PCT.	PCT.	W-L	PCT.	
Anne Donovan	2000	1	9-23	.281	---	---	---	
Nell Fortner	2001-03	3	42-56	.429	1-2	.333	.333	
Brian Winters	2004-07	4	78-58	.573	5-7	.417	.417	
Lin Dunn	2008-14	7	135-103	.567	23-18	.561	.561	
Stephanie White	2015-16	2	37-31	.544	6-6	.500	.500	
Pokey Chatman	2017	1	9-25	.265	0-0	.000	.000	
TOTALS		18	310-296	.526	35-33	.515	.515	

ASSISTANT/ASSOCIATE COACHES

Sylvia Crawley	2014	Jessie Miller	2017
Micki DeMoss	2012-14	Julie Plank	2000-07
Lin Dunn	2004-07	Shelley Patterson	2000-03
Gail Goestenkors	2015	Stephanie White	AC: 2011-13;
Steven Key	2016-17		AHC: 2014
Gary Kloppenburg	2008-11, 2015-16		
Jim Lewis	2008-09		

ATTENDANCE AND ANNUAL STATISTICAL LEADERS

ANNUAL ATTENDANCE FIGURES

YEAR	HOME GAMES	HOME ATTENDANCE	HOME AVG (HIGH)	WNBA RANK	AWAY GAMES	AWAY ATTENDANCE	AWAY AVG (HIGH)	TOTAL GAMES	TOTAL ATTENDANCE	TOTAL AVG
2000	16	180,270	11,267 (13,178)	4th	16	149,332	9,333 (19,093)	32	329,602	10,300
2001	16	138,922	8,683 (15,198)	8th	16	144,491	9,031 (16,050)	32	283,413	8,857
2002	16	134,945	8,434 (15,488)	9th	16	134,245	8,390 (14,986)	32	269,190	8,412
2003	17	141,778	8,340 (18,345)	8th	17	138,002	8,118 (15,424)	34	279,780	8,229
2004	17	129,018	7,589 (9,656)	10th	17	148,092	8,711 (14,956)	34	277,110	8,150
2005	17	142,494	8,382 (9,823)	7th	17	129,590	7,622 (11,903)	34	272,084	8,002
2006	17	122,468	7,204 (9,312)	10th	17	119,719	7,042 (12,947)	34	242,187	7,123
2007	17	122,855	7,227 (10,542)	11th	17	133,915	7,877 (13,320)	34	256,770	7,552
2008	17	130,941	7,702 (10,533)	10th	17	134,243	7,897 (19,393)	34	265,184	7,800
2009	17	134,964	7,939 (10,050)	6th	17	134,265	7,898 (11,595)	34	269,229	7,919
2010	17	140,504	8,265 (10,076)	6th	17	132,016	7,766 (10,995)	34	272,520	8,015
2011	17	136,915	8,054 (11,521)	6th	17	124,386	7,317 (11,587)	34	261,301	7,685
2012	17	128,897	7,582 (9,403)	6th	17	115,707	6,806 (9,523)	34	244,604	7,194
2013	17	138,795	8,164 (10,756)	4th	17	119,330	7,019 (11,801)	34	258,125	7,592
2014	17	134,306	7,900 (10,625)	6th	17	113,571	6,681 (9,432)	34	247,877	7,291
2015	17	127,244	7,485 (12,189)	6th	17	116,277	6,840 (11,336)	34	243,521	7,162
2016	17	145,771	8,575 (17,704)	5th	17	125,848	7,403 (11,892)	34	271,619	7,989
2017	17	128,141	7,538 (12,282)	7th	17	120,928	7,113 (11,386)	34	249,069	7,326

LARGEST ATTENDANCE FIGURES

SEASON TOTAL

180,270 in 2000
145,771 in 2016
142,494 in 2005
141,778 in 2003
140,504 in 2010
138,922 in 2001
138,795 in 2013

SEASON AVERAGE

11,267 in 2000 (16 games)
8,683 in 2001 (16 games)
8,575 in 2016 (17 games)
8,434 in 2002 (16 games)
8,382 in 2005 (17 games)
8,340 in 2003 (17 games)
8,265 in 2010 (17 games)
8,164 in 2013 (17 games)
8,054 in 2011 (17 games)

LARGEST HOME ATTENDANCE

18,345 vs. Washington, 5/31/03
17,704 vs. Dallas, 9/18/16
15,488 vs. Miami, 8/11/02
15,198 vs. Detroit, 8/12/01
13,178 vs. New York, 6/23/00
13,093 vs. Cleveland, 8/23/03
13,014 vs. Detroit, 6/1/02
12,671 vs. Charlotte, 7/22/00
12,575 vs. Orlando, 6/2/00
12,282 vs. San Antonio, 7/12/17
12,272 vs. Connecticut, 7/13/16
12,213 vs. Detroit, 8/7/00
12,189 vs. Seattle, 7/8/15
12,060 vs. Portland, 7/3/00

LARGEST AWAY ATTENDANCE

*19,393 at New York, 7/19/08
19,093 at Washington, 7/20/00
16,050 at New York, 6/2/01
16,021 at Washington, 7/22/01
15,424 at New York, 8/20/03
14,986 at Washington, 8/6/02
14,970 at Washington, 6/7/02
14,956 at Washington, 7/1/04
13,791 at New York, 7/9/01
13,560 at Minnesota, 9/3/04
13,461 at Washington, 7/29/03
* Liberty Outdoor Classic (Arthur Ashe Stadium)



ANNUAL STATISTICAL LEADERS

POINTS PER GAME (MIN 250 POINTS)

YEAR	TP	AVG
2017 Candice Dupree	495	15.0
2016 Tamika Catchings	433	12.7
2015 Tamika Catchings	393	13.1
2014 Tamika Catchings	258	16.1
2013 Tamika Catchings	530	17.7
2012 Tamika Catchings	590	17.4
2011 Tamika Catchings	511	15.5
2010 Tamika Catchings	618	18.2
2009 Katie Douglas	547	17.6
2008 Katie Douglas	516	15.6
2007 Tamika Catchings	348	16.6
2006 Tamika Catchings	521	16.3
2005 Tamika Catchings	501	14.7
2004 Tamika Catchings	568	16.7
2003 Tamika Catchings	671	19.7
2002 Tamika Catchings	594	18.6
2001 Rita Williams	380	11.9
2000 Kara Wolters	370	11.9

FG PERCENTAGE (MIN 45 FGA)

YEAR	PLAYER	PCT	FG-FGA
2017 Erlana Larkins	.581	68-117	
2016 Erlana Larkins	.639	106-166	
2015 Natalie Achonwa	.550	88-160	
2014 Erlana Larkins	.599	124-207	
2013 Erlana Larkins	.545	103-189	
2012 Erlana Larkins	.509	55-108	
2011 Jessica Davenport	.529	145-274	
2010 Jessica Davenport	.571	96-168	
2009 Jessica Davenport	.527	29-55	
2008 Tammy Sutton-Brown	.495	143-289	
2007 Tammy Sutton-Brown	.485	149-307	
2006 Tamika Whitmore	.457	199-435	
2005 Jurgita Streimikyte	.461	82-178	
2004 Kelly Schumacher	.469	92-196	
2003 Natalie Williams	.485	176-363	
2002 Kelly Schumacher	.506	45-89	
2001 Jurgita Streimikyte	.472	99-207	
2000 Kara Wolters	.561	148-264	

FT PERCENTAGE (MIN 45 FTA)

YEAR	PLAYER	PCT	FT-FTA
2017 Tiffany Mitchell	.922	94-102	
2016 Briann January	.874	76-87	
2015 Shenise Johnson	.938	60-64	
2015 Lynetta Kizer	.879	51-58	
2014 Briann January	.880	66-75	
2013 Tamika Catchings	.861	136-158	
2012 Briann January	.874	76-87	
2011 Tamika Catchings	.883	143-162	
2010 Tamika Catchings	.849	157-185	
2009 Ebony Hoffman	.896	69-77	
2008 Tan White	.850	51-60	
2007 Tan White	.841	53-63	
2006 Tamika Whitmore	.821	115-140	
2005 Kelly Miller	.848	67-79	
2004 Kelly Miller	.877	50-57	
2003 Stephanie White	.938	45-48	
2002 Nikki McCray	.816	84-103	
2001 Nadine Malcolm	.871	56-62	
2000 Monica Maxwell	.862	50-58	

ASSISTS

YEAR	PLAYER	AST	AVG
2017 Erica Wheeler	138	4.1	
2016 Briann January	136	4.7	
2015 Briann January	98	3.4	
2014 Briann January	116	3.7	
2013 Briann January	118	3.7	
2012 Briann January	122	3.9	
2011 Tamika Catchings	115	3.5	
2010 Tamika Catchings	135	4.0	
2009 Tamika Catchings	107	3.1	
2008 Katie Douglas	106	3.2	
2007 Tamika Catchings	98	3.7	
2006 Tamika Catchings	119	3.7	
2005 Tamika Catchings	143	4.2	
2004 Tamika Catchings	115	3.4	
2003 Tamika Catchings	114	3.4	
2002 Tamika Catchings	118	3.7	
2001 Rita Williams	114	3.6	
2000 Rita Williams	101	3.2	

STEALS

YEAR	PLAYER	STL	AVG
2017 Erica Wheeler	47	1.4	
2016 Tamika Catchings	62	1.8	
2015 Tamika Catchings	55	2.2	
2014 Erlana Larkins	64	1.9	
2013 Tamika Catchings	85	2.8	
2012 Tamika Catchings	70	2.1	
2011 Tamika Catchings	67	2.0	
2010 Tamika Catchings	77	2.3	
2009 Tamika Catchings	99	2.9	
2008 Tully Bevilacqua	59	2.0	
2007 Tamika Catchings	66	3.1	
2006 Tamika Catchings	94	2.9	
2005 Tamika Catchings	90	2.6	
2004 Tamika Catchings	67	2.0	
2003 Tamika Catchings	72	2.1	
2002 Tamika Catchings	94	2.9	
2001 Rita Williams	72	2.3	
2000 Rita Williams	76	2.4	

TOTAL POINTS

YEAR	TP	AVG
2017 Candice Dupree	495	15.0
2016 Tamika Catchings	433	12.7
2015 Tamika Catchings	393	13.1
2014 Shavonte Zellous	374	11.0
2013 Tamika Catchings	530	17.7
2012 Tamika Catchings	590	17.4
2011 Tamika Catchings	511	15.5
2010 Tamika Catchings	618	18.2
2009 Katie Douglas	547	17.6
2008 Katie Douglas	516	15.6
2007 Tammy Sutton-Brown	409	12.0
2006 Tamika Whitmore	528	15.5
2005 Tamika Catchings	501	14.7
2004 Tamika Catchings	568	16.7
2003 Tamika Catchings	671	19.7
2002 Tamika Catchings	594	18.6
2001 Rita Williams	380	11.9
2000 Kara Wolters	370	11.9

3-PT FG PERCENTAGE (MIN 35 3-PT FGA)

YEAR	PLAYER	PCT	FG-FGA
2017 J. Pohlen-Mavunga	.385	15-39	
2016 Briann January	.392	29-74	
2015 Briann January	.431	25-58	
2014 Karima Christmas	.386	27-70	
2013 Erin Phillips	.479	23-48	
2012 Erin Phillips	.438	28-64	
2011 J. Pohlen-Mavunga	.468	29-62	
2010 Tamika Catchings	.448	47-105	
2009 Katie Douglas	.349	66-189	
2008 Ebony Hoffman	.456	26-57	
2007 Anna DeFoe	.410	43-105	
2006 Tamika Whitmore	.395	15-38	
2005 Tully Bevilacqua	.379	44-116	
2004 Kelly Miller	.411	46-112	
2003 Niele Ivey	.393	33-84	
2002 Tamika Catchings	.394	76-193	
2001 Nadine Malcolm	.411	23-56	
2000 Monica Maxwell	.397	62-156	

REBOUNDS PER GAME

YEAR	PLAYER	REB	AVG
2017 Candice Dupree	191	5.8	
2016 Erlana Larkins	244	7.4	
2015 Tamika Catchings	213	7.1	
2014 Erlana Larkins	303	9.2	
2013 Erlana Larkins	265	7.8	
2012 Tamika Catchings	258	7.6	
2011 Tamika Catchings	233	7.1	
2010 Tamika Catchings	242	7.1	
2009 Tamika Catchings	245	7.2	
2008 Ebony Hoffman	258	7.8	
2007 Tamika Catchings	189	9.0	
2006 Tamika Catchings	240	7.5	
2005 Tamika Catchings	264	7.8	
2004 Tamika Catchings	249	7.3	
2003 Tamika Catchings	272	8.0	
2002 Tamika Catchings	276	8.6	
2001 Olympia Scott	161	5.0	
2000 Kara Wolters	164	5.3	

BLOCKED SHOTS

YEAR	PLAYER	BKS	AVG
2017 Jazmon Gwathmey	22	0.8	
2016 Devereaux Peters	18	0.6	
2015 Tamika Catchings	24	0.8	
2014 Erlana Larkins	27	0.8	
2013 tie-Tamika Catchings	31	1.0	
2013 tie-Jessica Breland	31	1.0	
2012 Tamika Catchings	29	0.9	
2011 Jessica Davenport	45	1.3	
2010 Tammy Sutton-Brown	55	1.6	
2009 Tammy Sutton-Brown	40	1.5	
2008 Tammy Sutton-Brown	57	1.7	
2007 Tammy Sutton-Brown	47	1.4	
2006 Tamika Catchings	35	1.1	
2005 Kelly Schumacher	24	0.7	
2004 Tamika Catchings	38	1.1	
2003 Tamika Catchings	35	1.0	
2002 Tamika Catchings	43	1.3	
2001 Kelly Schumacher	29	1.0	
2000 Kara Wolters	49	1.6	

FEVER VS. WNBA – ALL-TIME SERIES AND VENUES

ALL-TIME REGULAR-SEASON SERIES

VS. EASTERN CONFERENCE

TEAM	2017	OVERALL	HOME	ROAD	HIGH MARGIN	LOW MARGIN	IND HIGH PTS	IND LOW PTS	OPP HIGH PTS	OPP LOW PTS
Atlanta	1-2	20-20	13-8	7-12	+29	-21	106	58	93	62
Charlotte	-	12-12	10-2	2-10	+21	-30	92	37	85	46
Chicago	2-1	34-14	18-6	16-8	+29	-26	95	57	106	51
Cleveland	-	5-8	3-4	2-4	+13	-24	87	53	86	46
a-Connecticut	1-2	29-38	18-16	11-22	+34	-28	95	55	95	46
Detroit **	-	18-18	12-5	6-13	+31	-37	85	40	111	54
Miami	-	3-6	2-3	1-3	+21	-6	80	52	72	54
New York	0-3	41-27	24-10	17-17	+33	-32	98	50	102	44
Washington	0-4	40-28	20-13	20-15	+32	-23	92	48	100	42
All-Time vs. East	4-12	202-171	120-67	82-104						

VS. WESTERN CONFERENCE

TEAM	2017	OVERALL	HOME	ROAD	HIGH MARGIN	LOW MARGIN	IND HIGH PTS	IND LOW PTS	OPP HIGH PTS	OPP LOW PTS
c-Dallas **	1-2	12-6	7-2	5-4	+33	-27	102	62	107	58
Houston	-	5-11	4-4	1-7	+25	-26	84	45	93	56
b-Las Vegas	0-3	18-18	8-10	10-8	+34	-19	85	53	88	47
Los Angeles	1-2	11-24	8-9	3-15	+35	-31	98	51	94	56
Minnesota	1-2	13-23	7-11	6-12	+38	-59	91	45	111	51
Phoenix	1-2	21-14	11-7	10-7	+22	-23	110	56	106	56
Portland	-	2-2	0-2	2-0	+18	-4	81	64	72	58
Sacramento	-	7-10	6-2	1-8	+15	-21	79	50	82	50
Seattle	1-2	19-17	14-4	5-13	+28	-27	93	51	94	45
All-Time vs. West	5-13	108-125	65-51	43-74						
All-Time Overall		310-296	185-118	125-178						

a-formerly Orlando Miracle, 1999-02

b-formerly Utah Starzz, 1997-02; San Antonio Silver Stars, 2003-13; San Antonio Stars, 2014-17

c-formerly Detroit Shock, 1997-09; Tulsa Shock, 2010-15

** Detroit/Tulsa/Dallas franchise records are split between Eastern and Western Conferences

MONTH-BY-MONTH

YEAR	MAY	JUNE	JULY	AUGUST	SEPTEMBER	EASTERN CONFERENCE	WESTERN CONFERENCE	OVERALL
2000		3-10	4-9	2-4		7-14	2-9	9-23
2001	0-1	4-8	4-8	2-5		7-14	3-8	10-22
2002		6-8	5-7	5-1		12-9	4-7	16-16
2003	1-1	6-5	6-4	3-8		12-12	4-6	16-18
2004	1-2	7-4	4-9	0-0	3-4	8-12	7-7	15-19
2005	3-1	5-4	6-4	7-4		14-6	7-7	21-13
2006	4-1	8-4	5-5	4-3		12-8	9-5	21-13
2007	3-0	7-4	7-6	4-3		12-8	9-5	21-13
2008	3-2	4-6	5-6	1-1	4-2	12-8	5-9	17-17
2009		6-2	8-2	6-4	2-4	17-5	5-7	22-12
2010	2-3	7-3	7-2	5-5		13-9	8-4	21-13
2011		7-3	7-3	5-4	2-3	13-9	8-4	21-13
2012	3-0	5-5	2-2	6-1	6-4	15-7	7-5	22-12
2013	1-1	2-6	5-2	5-6	3-3	11-11	5-7	16-18
2014	3-3	3-6	7-5	3-4		12-10	4-8	16-18
2015		4-6	6-2	7-4	3-2	13-9	7-5	20-14
2016	2-3	5-6	5-3	0-2	5-3	8-8	9-9	17-17
2017	2-4	5-3	1-7	1-8	0-1			
TOTALS	28-22	94-93	94-86	66-67	28-26	202-171	108-125	310-296
	.560	.503	.522	.496	.519	.542	.464	.512

FEVER VS. WNBA – ALL-TIME SERIES AND VENUES

ARENAS AND CITIES

Since entering the WNBA in 2000, the Indiana Fever have played in 25 different U.S. cities and in 31 different venues. Venues listed in chronological order by date.

ARENA	CITY	HOME TEAM	FIRST GAME	REGULAR SEASON	PLAYOFFS
1. American Airlines Arena	1. Miami, Fla.	Miami Sol	2000	1-3	
2. Bankers Life Fieldhouse (Conseco Fieldhouse)	2. Indianapolis, Ind.	Indiana Fever	2000	185-118	23-10
3. Palace of Auburn Hills	3. Auburn Hills, Mich.	Detroit Shock	2000	6-13	1-5
4. TD Waterhouse Centre	4. Orlando, Fla.	Orlando Miracle	2000	2-3	
5. Toyota Center (Compaq Center)	5. Houston, Texas	Houston Comets	2000	1-6	
6. Madison Square Garden	6. New York, N.Y.	New York Liberty	2000	12-13	2-5
7. Capital One Arena (Verizon Center/MCI Center)	7. Washington, D.C.	Washington Mystics	2000	20-15	1-0
8. Gund Arena	8. Cleveland, Ohio	Cleveland Rockers	2000	2-4	
9. Charlotte Coliseum	9. Charlotte, N.C.	Charlotte Sting	2000	2-10	
10. Talking Stick Resort Arena (America West Arena/US Airways Center)	10. Phoenix, Ariz.	Phoenix Mercury	2000	11-7	1-2
11. The Rose Garden	11. Portland, Ore.	Portland Fire	2000	2-0	
12. Delta Center	12. Salt Lake City, Utah	Utah Starzz	2000	0-3	
13. KeyArena	13. Seattle, Wash.	Seattle Storm	2000	5-13	
14. Target Center	14. Minneapolis, Minn.	Minnesota Lynx	2000	6-11	2-3
15. Arco Arena	15. Sacramento, Calif.	Sacramento Monarchs	2001	1-8	
16. Staples Center	16. Los Angeles, Calif.	Los Angeles Sparks	2001	3-15	
17. Mohegan Sun Arena	17. Uncasville, Conn.	Connecticut Sun	2003	9-19	1-3
18. AT&T Center (SBC Center)	18. San Antonio, Texas	San Antonio Stars	2004	10-4	
19. Radio City Music Hall	New York, N.Y.	New York Liberty	2004	0-1	
20. UIC Pavilion	19. Chicago, Ill.	Chicago Sky	2006	4-3	0-1
21. Reliant Arena	Houston, Texas	Houston Comets	2008	0-1	
22. Arthur Ashe Stadium	New York, N.Y.	New York Liberty	2008	1-0	
23. Philips Arena	20. Atlanta, Ga.	Atlanta Dream	2008	7-10	1-2
24. Comcast Center	21. College Park, Md.	Washington Mystics	2009	0-0	1-0
25. Allstate Arena	Chicago, Ill.	Chicago Sky	2010	12-5	2-1
26. BOK Center	22. Tulsa, Okla.	Tulsa Shock	2010	4-2	
27. Prudential Center	23. Newark, N.J.	New York Liberty	2011	4-3	0-1
28. Freeman Coliseum	San Antonio, Texas	San Antonio Stars	2015	0-1	
29. College Park Center	24. Arlington, Texas	Dallas Wings	2016	1-2	
30. McCamish Pavilion	Atlanta, Ga.	Atlanta Dream	2017	0-2	
31. Xcel Energy Center	25. St. Paul, Minn.	Minnesota Lynx	2017	0-1	
TOTALS				310-296	35-33



Including a WNBA title on its floor in 2012, Bankers Life Fieldhouse has hosted more WNBA Playoff games (33) than any other venue. The Fever are 23-10 in home playoff games since their first playoffs appearance in 2002. The Fieldhouse has been the site of WNBA playoff games during 13 seasons, including WNBA Finals games in 2009, 2012 and 2015. The Fever has played every home game in its history, regular season and playoffs, at Bankers Life Fieldhouse.

FEVER TEAM RECORDS

RECORDS AND STREAKS

ALL-TIME RECORD

310-296 (.512)

Home: 185-118 (.611)

Road: 125-178 (.413)

Overtime: 15-26 (.366)

Home: 6-9 (.400)

Road: 9-17 (.346)

Playoffs: 35-33 (.515)

Home: 23-10 (.697)

Road: 12-23 (.343)

Overtime: 4-4 (.500)

MOST WINS, SEASON

22 in 2012, 2009

21 in 2011, 2010, 2007, 2006, 2005

20 in 2015

FEWEST WINS, SEASON

9 in 2017

9 in 2000

10 in 2012

10 in 2001

MOST LOSSES, SEASON

25 in 2017

23 in 2000

22 in 2001

19 in 2004

FEWEST LOSSES, SEASON

12 in 2012, 2009

13 in 2011, 2010, 2007, 2006, 2005

BEST PERCENTAGE, SEASON

.647 (22-12) in 2012, 2009

.618 (21-13) in 2011, 2010, 2007, 2006,

2005

.588 (20-14) in 2015

.500 (17-17) in 2016, 2008

.500 (16-16) in 2002

WORST PERCENTAGE, SEASON

.265 (9-25) in 2017

.281 (9-23) in 2000

.312 (10-22) in 2001

MOST CONSECUTIVE WINS

11, 6/9/09 to 7/17/09

7, 6/21/11 to 7/13/11

6, 8/7/15 to 8/23/15

6, 7/1/07 to 7/18/07

5, 6/30/15 to 7/15/15

5, 8/23/12 to 9/1/12

5, 8/6/10 to 8/15/10

5, 7/16/10 to 7/27/10

5, 7/28/09 to 8/8/09

MOST CONSECUTIVE HOME WINS, OVERALL

13, 6/9/09 to 8/27/09

13, 7/22/02 to 7/10/03

8, 7/2/15 to 8/23/15

7, 5/23/10 to 7/8/10

7, 5/20/06 to 6/29/06

MOST CONSECUTIVE HOME WINS, SEASON

13, 6/9/09 to 8/27/09

8, 7/2/15 to 8/23/15

8, 5/31/03 to 7/10/03

7, 5/23/10 to 7/8/10

7, 5/20/06 to 6/29/06

6, 8/16/12 to 9/12/12

6, 6/14/11 to 7/13/11

6, 5/19/07 to 6/13/07

6, 5/22/05 to 6/24/05

MOST CONSECUTIVE ROAD WINS

4, 8/11/15 to 8/21/15

3, 11 times

MOST CONSECUTIVE LOSSES

10, 6/18/00 to 7/8/00

8, 8/8/17 to 9/2/17

7, 5/31/13 to 6/25/13

6, 7/20/07 to 7/29/07

6, 7/19/04 to 7/31/04

6, 8/2/03 to 8/12/03

MOST CONSECUTIVE HOME LOSSES

8, 6/10/00 to 7/8/00

6, 6/24/17 to 8/4/17

5, 6/10/16 to 7/15/16

MOST CONSECUTIVE ROAD LOSSES

7, 7/20/17 to 8/26/17

7, 7/1/04 to 7/31/04

6, 6/21/02 to 7/30/02

MOST HOME WINS, SEASON

14 in 2009

14 in 2005

13 in 2012

13 in 2011

12 in 2010

12 in 2007

12 in 2006

BEST HOME PERCENTAGE, SEASON

.824 (14-3) in 2009, 2005

.765 (13-4) in 2012, 2011

.706 (12-5) in 2010, 2007, 2006

WORST HOME PERCENTAGE, SEASON

.313 (5-11) in 2000

.353 (6-11) in 2017

.411 (7-10) in 2014

.437 (7-9) in 2001

MOST ROAD WINS, SEASON

9 in 2016, 2015, 2014, 2012, 2010, 2007,

2006

8 in 2011, 2009

BEST ROAD PERCENTAGE, SEASON

.529 (9-8) in 2016, 2015, 2014, 2012,

2010, 2007, 2006

.471 (8-9) in 2011, 2009

WORST ROAD PERCENTAGE, SEASON

.176 (3-14) in 2017

.188 (3-13) in 2001

BEST MONTH BY PERCENTAGE

1.000 (3-0) in May 2012

1.000 (3-0) in May 2007

.857 (6-1) in August 2012

.833 (5-1) in August 2002

.800 (8-2) in July 2009

.800 (4-1) in May 2006

WORST MONTH BY PERCENTAGE, MINIMUM 3 GAMES

.111 (1-8) in August 2017

.143 (1-7) in July 2017

.231 (3-10) in June 2000

MOST OVERTIME GAMES, SEASON

4 in 2009

3 in 2014, 2013, 2010, 2008, 2005, 2001

FEWEST OVERTIME GAMES, SEASON

1 in 2000, 2002, 2011

MOST OVERTIME WINS, SEASON

2 in 2010, 2009, 2006, 2003

MOST OVERTIME LOSSES, SEASON

3 in 2013

MOST OVERTIME PERIODS, GAME

3, Indiana at New York, 6/26/08 (Lost,

96-102; 92-92; 88-88; 72-72)

2, Atlanta at Indiana, 5/17/14 (Lost, 88-

90; 81-81; 72-72)

2, Indiana at Atlanta, 6/6/09 (Lost, 86-87;

79-79; 71-71)

2, Los Angeles at Indiana, 5/29/08 (Won,

82-78; 69-69; 65-65)

2, Indiana at Chicago, 8/7/07 (Won, 75-

70; 64-64; 59-59)

2, Indiana at Washington, 6/18/05 (Lost,

78-88; 73-73; 64-64)

2, Indiana at Houston, 5/29/05 (Lost,

78-86; 67-67; 63-63)

2, Indiana at Connecticut, 6/26/03 (Won,

94-90; 80-80; 73-73)

HIGHEST AVERAGE PPG

SEASON

80.5 (2736 points) in 2016

78.3 (2663) in 2012

78.3 (2661) in 2010

77.74 (2643) in 2011

77.68 (2641) in 2015

LOWEST AVERAGE PPG

SEASON

63.8 (2170 points) in 2005

64.6 (2198) in 2004

MOST POINTS SCORED

SEASON

2736 (80.5 per game) in 2016

2663 (78.3) in 2012

2661 (78.3) in 2010

2643 (77.7) in 2011

2641 (77.7) in 2015

GAME

110 vs. Phoenix, 8/13/10

106 vs. Atlanta, 8/7/15

104 vs. Phoenix, 8/8/10

103 vs. Phoenix, 9/14/08

102 vs. Tulsa, OT, 6/25/14

100 vs. Tulsa, 7/8/10

98 vs. New York, 9/1/16

98 vs. Los Angeles, 7/31/11

97 vs. Phoenix, 5/18/16

96 at New York, 3OT, 6/26/08

HALF

63 vs. New York (1st), 9/1/16

59 vs. Atlanta (2nd), 8/7/15

59 at Portland (2nd), 6/20/02

57 vs. Tulsa (2nd), 9/23/12

57 vs. Connecticut (1st), 6/21/12

57 vs. Phoenix (1st), 9/14/08

56 vs. Phoenix (2nd), 8/13/10

56 vs. Tulsa (1st), 7/8/10

55 vs. New York (1st), 8/23/15

55 vs. Atlanta (1st), 9/11/11

55 vs. Atlanta (1st), 6/19/10

55 at Washington (2nd), 8/2/09

QUARTER

40 vs. New York (1st), 9/1/16

39 at Los Angeles (4th), 6/6/16

35 vs. Tulsa (2nd), 7/8/10

34 vs. Seattle (4th), 6/12/16

33 at Atlanta (2nd), 6/16/15

33 vs. Connecticut (4th), 7/10/14

33 at Phoenix (2nd), 8/8/10

33 at Chicago (1st), 7/10/09

32 at New York (1st), 6/19/15

32 vs. Chicago (1st), 8/16/14

32 vs. Connecticut (2nd), 6/21/12

32 vs. Connecticut (1st), 7/13/11

32 vs. New York (2nd), 5/30/06

OVERTIME

18 vs. Phoenix, OT, 7/1/01

16 at New York (1st), 3OT, 6/26/08

15 at New York, OT, 6/13/06

14 at Atlanta, OT, 5/25/14

14 at Chicago, OT, 5/22/10

14 at New York, OT, 6/26/09

14 at Connecticut (2nd), 2OT, 6/26/03

FEWEST POINTS SCORED

SEASON

2097 (65.5 ppg) in 2002

2153 (67.3) in 2001

GAME

37 at Charlotte, 6/26/04

40 at Detroit, 8/25/05

41 at Charlotte, 5/28/04

45 at Minnesota, 7/19/05

45 vs. Houston, 6/5/02

GAME, SINCE 24-SEC. SHOT CLOCK

IN 2006

48 at Washington, 7/8/08

50 vs. New York, 8/23/17

50 at Washington, 7/17/15

52 at Minnesota, 8/18/17

HALF

12 at Charlotte (2nd), 5/28/04

17 at Detroit (2nd), 8/25/05

17 at Charlotte (2nd), 6/26/04

QUARTER

4 vs. New York (3rd), 6/19/16

4 at Atlanta (4th), 5/25/14

4 at Atlanta (4th), 5/16/10

5 at Los Angeles (2nd), 7/7/06

6, nine times (last at Dallas (4th),

5/30/17)

OVERTIME

2 vs. San Antonio, OT, 7/24/07

2 vs. Seattle, OT, 6/4/01

4, six times (last at Atlanta, OT, 9/4/13)

LARGEST LEAD

GAME

+38 at Minnesota (89-51), 6/6/10

+35 vs. Los Angeles (98-63), 7/31/11

+34 vs. Connecticut (95-61), 6/21/12

+34 vs. San Antonio (81-47), 7/23/03

+33 at New York (77-44), 8/8/06

+32 vs. New York (78-46), 9/1/16

+32 vs. Washington (83-51), 8/21/11

+31 vs. Detroit (85-54), 7/6/03

+30 vs. Connecticut (81-51), 9/1/15

+29 vs. Atlanta (106-77), 8/7/15

+29 at Chicago (83-54), 7/10/09

+29 at Connecticut (75-46), 5/27/08

HALF

+31 vs. Tulsa (57-26, 2nd), 9/23/12

+31 at Chicago (54-23, 1st), 7/10/09

+27 vs. Connecticut (57-30, 1st), 6/21/12

+26 vs. Connecticut (41-15, 1st), 9/1/15

+26 vs. Chicago (47-21, 1st), 6/21/06

+25 vs. New York (63-38, 1st), 9/1/16

+25 at Los Angeles (49-24, 2nd), 8/18/15

FEVER TEAM RECORDS

GAME
 86 vs. Los Angeles, 2OT, 5/29/08
 83 at New York, 3OT, 6/26/08
 81 at Connecticut, OT, 7/28/15
 81 at Detroit, OT, 9/4/09
 80 at Chicago, 6/18/17

FEWEST FG ATTEMPTED SEASON
 1822 in 2001
 1825 in 2002

GAME
 43 at Detroit, 8/25/05
 44 vs. Sacramento, 7/25/06
 44 at Portland, 6/20/02
 44 vs. New York, 6/8/02
 44 at Detroit, 6/2/02

HIGHEST FG PERCENTAGE SEASON
 .447 (994-2223) in 2016
 .443 (936-2114) in 2011
 .438 (941-2147) in 2010
 .433 (796-1838) in 2000
 .429 (960-2238) in 2017
GAME
 .583 at Phoenix (42-72), 8/8/10
 .581 at Seattle (36-62), 7/10/16
 .574 at New York (35-61), 8/10/14
 .573 vs. Phoenix (43-75), 8/13/10
 .566 at New York (30-53), 6/11/11

LOWEST FG PERCENTAGE SEASON
 .3931 (866-2203) in 2013
 .3933 (791-2011) in 2004
 .400 (784-1958) in 2005
GAME
 .188 at Charlotte (9-48), 6/26/04
 .217 vs. Houston (13-60), 6/5/02
 .263 vs. Detroit (15-57), 5/20/06
 .266 at Detroit (17-64), 8/9/02
 .271 at Charlotte (16-59), 5/28/04

MOST 3-POINT FG MADE SEASON
 270 in 2012
 226 in 2008
 223 in 2011
 216 in 2010
GAME
 15 vs. Connecticut, 6/21/12
 14 vs. New York, 9/1/16
 13 vs. New York, 6/2/12
 13 at Phoenix, 7/27/08
 13 at Washington, OT, 7/29/03
 12, four times (last vs. Atlanta, 8/18/12)

FEWEST 3-POINT FG MADE SEASON
 150 in 2005
 154 in 2017
 157 in 2001
GAME
 0 vs. Houston, 7/16/06
 0 at Houston, 5/31/06
 0 vs. Detroit, 7/15/05
 1, 15 times (last vs. New York, 8/23/17)

MOST 3-POINT FG ATTEMPTED SEASON
 675 in 2012
 662 in 2008
 637 in 2009
 600 in 2003
GAME
 32 at Phoenix, 7/29/07
 30 at Phoenix, 7/27/08
 30 at Washington, OT, 7/29/03
 29 vs. Connecticut, 7/14/10
 29 at New York, OT, 6/26/09

FEWEST 3-POINT FG ATTEMPTED SEASON
 446 in 2001
 468 in 2005
GAME
 4 vs. Washington, 7/2/15
 5 at Charlotte, 7/23/05
 5 vs. Phoenix, 5/24/05
 6 at Connecticut, 8/23/05
 6 at Miami, 6/1/00

HIGHEST 3-POINT FG PERCENTAGE SEASON
 .400 (270-675) in 2012
 .379 (223-589) in 2011
 .370 (193-521) in 2000
 .365 (216-591) in 2010
GAME
 .750 at Chicago (9-12), 9/4/11
 .688 vs. Los Angeles (11-16), 5/24/17
 .667 vs. Phoenix (8-12), 6/27/14
 .647 vs. Connecticut (11-17), 7/13/11
 .643 at Connecticut (9-14), 8/11/06
 .643 vs. New York (9-14), 5/30/06

LOWEST 3-POINT FG PERCENTAGE SEASON
 .309 (154-499) in 2017
 .310 (171-551) in 2006
 .3205 (150-468) in 2005
 .3210 (174-542) in 2016
GAME
 .000 vs. Detroit (0-15), 7/15/05
 .000 at Houston (0-13), 5/31/06
 .000 vs. Houston (0-7), 7/16/06
 .063 vs. Washington (1-16), 7/14/17
 .067 at Phoenix (1-15), 5/17/17
 .067 at Seattle (1-15), 6/17/11
 .077 at San Antonio (1-13), 5/23/06
 .077 at Charlotte (1-13), 8/20/03

MOST FT MADE SEASON
 613 in 2009
 581 in 2015
 574 in 2016
 563 in 2010
 548 in 2011
GAME
 40 vs. Atlanta, 8/7/15
 36 vs. Phoenix, OT, 6/7/17
 34 vs. Phoenix, OT, 7/1/01
 33 vs. Detroit, 5/20/06
 31 vs. Connecticut, 5/29/14
 31 vs. Connecticut, OT, 7/30/09
 31 vs. Washington, 6/3/07
 31 at Portland, 6/20/02

CONSECUTIVE
 35, 6/3/17 to 6/7/17 (last 10 vs. Dallas, 6/3; first 25 vs. Phoenix, OT, 6/7)
 33, 7/29/03 to 8/3/03 (last 7 at Washington, 7/29; 15-15 at Detroit, 8/2; 11-11 at Connecticut, 8/3)
 32, 9/1/12 to 9/7/12 (last 16 vs. Chicago, 9/1; 12-12 at Atlanta, 9/5; first 4 at San Antonio, 9/7)
 32, 6/15/08 to 6/22/08 (last 5 vs. San Antonio, 6/15; 16-16 vs. New York, 6/18; 10-10 at Seattle, 6/20; first 1 at Los Angeles, 6/22)

FEWEST FT MADE SEASON
 428 in 2000
 449 in 2003
GAME
 1 at Houston, 7/8/03
 2 at Seattle, 7/22/04
 2 at New York, 7/20/03
 3, six times (last vs. Minnesota, 8/30/17)

MOST FT ATTEMPTED SEASON
 746 in 2009
 727 in 2015
 720 in 2010
 705 in 2014
 695 in 2011
GAME
 44 vs. Atlanta, 8/7/15
 40 vs. Connecticut, 5/29/14
 40 vs. Minnesota, OT, 8/22/10
 39 vs. Detroit, 5/20/06
 39 vs. Phoenix, OT, 7/1/01
FEWEST FT ATTEMPTED SEASON
 563 in 2003
 568 in 2017
 569 in 2000
GAME
 2 at Houston, 7/8/03
 3 at New York, 7/20/03
 4 at Los Angeles, 6/12/03
 4 vs. New York, 6/10/00

HIGHEST FT PERCENTAGE SEASON
 .845 (574-679) in 2016
 .842 (478-568) in 2017
 .822 (613-746) in 2009
 .814 (533-655) in 2012
GAME
MINIMUM 14 FTA
 1.000 vs. Seattle (18-18), 6/30/13
 1.000 vs. New York (16-16), 6/18/08
 1.000 vs. Connecticut (15-15), 9/1/15
 1.000 at Detroit (15-15), 8/2/03
 1.000 vs. New York (14-14), 7/28/17
 1.000 at Chicago (14-14), 6/18/17
 1.000 vs. Detroit (14-14), 7/16/03
 1.000 at Washington (14-14), 7/20/00
 .966 vs. Connecticut (28-29), 5/20/17
 .957 vs. Phoenix (22-23), 8/30/16
 .955 at Phoenix (21-22), 8/14/05
 .955 vs. Minnesota (21-22), 7/8/04
 .952 at San Antonio (20-21), 9/7/12
 .950 vs. Los Angeles (19-20), 7/19/16
 .950 at Seattle (19-20), 8/23/12

LOWEST FT PERCENTAGE SEASON
 .752 (428-569) in 2000
 .75457 (495-656) in 2008
 .75461 (532-705) in 2014
 .760 (452-595) in 2005
GAME
 .286 at Seattle (2-7), 7/22/04
 .300 at New York (3-10), 7/31/05
 .450 at Chicago (9-20), 7/22/14
 .462 at Connecticut (6-13), 5/27/08
 .462 at Minnesota (6-13), 8/6/00

MOST REBOUNDS SEASON
 1153 in 2007
 1127 in 2008
 1122 in 2009
 1106 in 2010
GAME
 50 at Detroit, OT, 9/4/09
 48 at Connecticut, 7/28/11
 48 vs. Los Angeles, 2OT, 5/29/08
 48 at Connecticut, 5/27/08
 46 vs. Phoenix, 6/15/07
 45 at Phoenix, OT, 6/19/11

FEWEST REBOUNDS SEASON
 932 in 2000
 935 in 2001
GAME
 15 at Detroit, 8/25/05
 17 vs. Minnesota, 7/26/02
 18 at San Antonio, 7/21/15
 18 at Cleveland, 7/15/00
 19 vs. Los Angeles, 7/19/16
 19 at New York, 9/19/11
 19 at Detroit, 6/23/01

MOST OFFENSIVE REBOUNDS SEASON
 396 in 2004
 361 in 2013
 349 in 2008
GAME
 21 vs. Charlotte, 8/20/05
 19 at Los Angeles, 8/18/15
 19 at Detroit, OT, 9/4/09
 19 vs. San Antonio, 9/10/04
 19 at Washington, 7/1/04
 18, four times (last at Phoenix, OT, 6/19/11)

FEWEST OFFENSIVE REBOUNDS SEASON
 244 in 2017
 285 in 2000
 286 in 2001
 290 in 2016
GAME
 1 at Detroit, 6/23/01
 1 at Portland, 7/28/00
 2 at Chicago, 6/28/17
 2 at Connecticut, 8/15/10
 3, six times (last vs. New York, 7/28/17)

MOST DEFENSIVE REBOUNDS SEASON
 812 in 2007
 780 in 2009
 779 in 2010
GAME
 37 at Connecticut, 7/28/11
 36 vs. New York, 9/1/16
 36 vs. Minnesota, OT, 8/22/10
 35 vs. Tulsa, 7/8/10
 34, four times (last at Connecticut, 8/15/10)

FEWEST DEFENSIVE REBOUNDS SEASON
 633 in 2002
 647 in 2000
GAME
 9 vs. Washington, 5/15/10
 10 vs. Washington, 7/30/10
 11 at Detroit, 9/5/08
 11 vs. Washington, 8/12/03
 12, six times (last vs. Phoenix, 9/9/12)

LARGEST REBOUND MARGIN GAME
 +22 at Connecticut (43-21), OT, 7/6/04
 +22 vs. Orlando (43-21), 6/3/00
 +19 vs. New York (42-23), 6/10/07
 +19 at San Antonio (36-17), 6/1/04
 +17 vs. Connecticut (37-20), 8/2/15
 +17 at Phoenix (43-26), 8/8/09
 +17 vs. Seattle (41-24), 6/13/07

LARGEST REBOUND DEFICIT GAME
 -25 at Minnesota (45-20), 8/18/17
 -23 at Chicago (48-25), 6/28/17
 -23 vs. Washington (44-21), 7/30/10
 -22 at Atlanta, 8/26/17
 -20 at Washington, 6/11/17
 -19 vs. Chicago (46-27), 6/14/15

MOST ASSISTS SEASON
 601 in 2016
 567 in 2010
 563 in 2012
 556 in 2011
 555 in 2004
GAME
 27 vs. Detroit, 7/16/04
 26 at Connecticut, 8/15/10
 26 vs. Chicago, 7/15/09
 26 at Chicago, 7/10/09
 26 vs. Washington, 9/4/04
 26 at Washington, OT, 7/29/03
 25 vs. Dallas, 9/18/16
 25 vs. New York, 9/1/16
 25 at San Antonio, 6/17/16
 25 vs. Washington, 8/12/03

FEWEST ASSISTS SEASON
 447 in 2002
 458 in 2001
GAME
 1 at San Antonio, 8/20/10
 5 at Charlotte, 6/26/04
 5 at Detroit, 8/2/03
 5 at Miami, 6/5/01
 6, four times (last vs. Phoenix, 6/12/15)

MOST STEALS SEASON
 373 in 2009
 354 in 2006
 336 in 2005
 331 in 2010
GAME
 21 vs. San Antonio, 8/5/06
 20 vs. Detroit, 7/6/03
 19 vs. Connecticut, 7/13/05

FEWEST STEALS SEASON
 223 in 2017
 242 in 2001
 261 in 2004
GAME
 0 at New York, 6/2/01
 1 at Connecticut, 8/4/07

MOST BLOCKED SHOTS SEASON
 171 in 2010
 165 in 2011
 165 in 2008
 146 in 2012
GAME
 15 vs. Los Angeles, 2OT, 5/29/08
 14 at Minnesota, 6/6/10
 13 at Chicago, 5/16/14
 12 at Seattle, 6/17/11
 12 vs. Tulsa, 7/8/10

FEWEST BLOCKED SHOTS SEASON
 80 in 2016
 93 in 2006
 97 in 2015
 97 in 2005

MOST PERSONAL FOULS SEASON
 727 in 2008
 714 in 2014
 708 in 2016
 708 in 2015
 705 in 2010
GAME
 39 at Detroit, 6/18/00
 35 at Houston, 2OT, 5/29/05
 33, three times (last at Minnesota, 6/6/10)

FEWEST PERSONAL FOULS SEASON
 559 in 2002
 570 in 2012
 600 in 2001
GAME
 5 vs. New York, 8/27/05
 8 vs. New York, 6/10/07
 9 vs. Seattle, 7/5/11
 9 vs. Detroit, 6/1/02

MOST DISQUALIFICATIONS SEASON
 12 in 2004
 9 in 2000
GAME
 3 at New York (Deanna Jackson, Kelly Miller, Natalie Williams), OT, 9/16/04
 2, six times (last at New York (Tamika Catchings, Ebony Hoffman), 3OT, 6/26/08)

FEWEST DISQUALIFICATIONS SEASON
 1 in 2012
 3 in 2014, 2013, 2006
 3 in 2016

MOST TURNOVERS SEASON
 589 in 2007
 585 in 2008
 551 in 2010
GAME
 29 vs. Washington, 6/3/07
 27 at New York, 6/11/11
 27 at Detroit, 5/21/08
 27 at Detroit, 6/18/00
 26, five times (last at Connecticut, 6/7/14)

FEWEST TURNOVERS SEASON
 438 in 2002
 451 in 2013
 461 in 2017
 464 in 2012
GAME
 4 at Chicago, 6/18/17
 5 vs. Utah, 7/10/02
 7, six times (last vs. Dallas, 6/3/17)

FEVER INDIVIDUAL RECORDS

SEASONS PLAYED

CAREER

16	Tamika Catchings, 2001-16
9	Briann January, 2009-17
7	Ebony Hoffman, 2004-10
6	Tully Bevilaqua, 2005-10
6	Katie Douglas, 2008-13
6	Erlana Larkins, 2012 to present
6	Jeanette Pohlen-Mavunga, 2011-13, 2015 to present
6	Tammy Sutton-Brown, 2007-12
6	Shavonte Zellous, 2010-15
5	Jessica Davenport, 2009-13
5	Kelly Schumacher, 2001-05
4	Marissa Coleman, 2014-17
4	Niele Ivey, 2001-04
4	Stephanie White, 2000-01, 2003-04
4	Tan White, 2005-08

GAMES PLAYED

CAREER

457	Tamika Catchings, 2001-16
250	Briann January, 2009-17
232	Ebony Hoffman, 2004-10
197	Tully Bevilaqua, 2005-10
195	Tammy Sutton-Brown, 2007-12
189	Erlana Larkins, 2012 to present
177	Shavonte Zellous, 2010-15
166	Katie Douglas, 2008-13
159	Kelly Schumacher, 2001-05
148	Jeanette Pohlen-Mavunga, 2011-13, 2015 to present

CONSECUTIVE

138	T. Catchings, 6/1/02 to 5/30/06
116	T. Bevilaqua, 6/15/05 to 7/19/08
114	T. Catchings, 7/19/08 to 9/9/11
114	T. White, 5/22/06 to 6/22/08
102	N. Williams, 5/29/03 to 8/27/05
101	E. Larkins, 5/19/12 to 8/16/14
98	E. Hoffman, 8/25/05 to 8/30/08
97	J. Davenport, 6/3/10 to 9/23/12
76	T. Bevilaqua, 8/28/08 to 8/22/10
73	E. Hoffman, 9/5/08 to 8/22/10

GAMES STARTED

CAREER

448	Tamika Catchings, 2001-16
190	Briann January, 2009-17
188	Tully Bevilaqua, 2005-10
183	Tammy Sutton-Brown, 2007-12
166	Katie Douglas, 2008-13
156	Ebony Hoffman, 2004-10
122	Erlana Larkins, 2012 to present
110	Marissa Coleman, 2014-17
102	Natalie Williams, 2003-05
96	Shavonte Zellous, 2010-15

CONSECUTIVE

116	T. Bevilaqua, 6/15/06 to 7/19/08
114	T. Catchings, 7/19/08 to 9/9/11
102	N. Williams, 5/29/03 to 8/27/05
96	T. Catchings, 6/1/02 to 9/4/04
69	E. Larkins, 9/21/12 to 8/17/14
68	A. DeForge, 5/20/06 to 8/19/07
68	K. Miller, 5/21/04 to 8/27/05
61	O. Scott, 6/4/01 to 8/11/02

SEASON

34	Tully Bevilaqua, 2006-07
34	Tamika Catchings, 2003, 2005, 2009-10, 2012, 2016
34	Marissa Coleman, 2015
34	Anna DeForge, 2006-07
34	Katie Douglas, 2010
34	Ebony Hoffman, 2009
34	Erlana Larkins, 2013
34	Kelly Miller, 2004-05
34	Tammy Sutton-Brown, 2010
34	Tamika Whitmore, 2006
34	Natalie Williams, 2003-05

MINUTES PLAYED

CAREER

14386	Tamika Catchings, 2001-16
6604	Briann January, 2009-17
5224	Katie Douglas, 2008-13
5177	Tully Bevilaqua, 2005-10
5102	Ebony Hoffman, 2004-10
4553	Tammy Sutton-Brown, 2007-12
4464	Erlana Larkins, 2012 to present
3926	Shavonte Zellous, 2010-15
3170	Tan White, 2005-08
3075	Marissa Coleman, 2014-17

SEASON

1210	Tamika Catchings, 2003
1174	Tamika Catchings, 2005
1167	Tamika Catchings, 2002
1149	Tamika Catchings, 2004
1134	Katie Douglas, 2008
1096	Kelly Miller, 2004
1084	Tamika Catchings, 2009
1071	Tamika Catchings, 2006
1068	Tamika Catchings, 2010
1058	Nikki McCray, 2002

GAME

50	T. Sutton-Brown at NY, 3OT, 6/26/08
47	K. Douglas at ATL, 2OT, 6/6/09
46	T. Bevilaqua at NY, 3OT, 6/26/08
46	K. Douglas at NY, 3OT, 6/26/08
46	K. Douglas vs. LA, 2OT, 5/29/08
46	T. White vs. LA, 2OT, 5/29/08
45	T. Catchings at WAS, 2OT, 6/18/05
45	T. Catchings at WAS, OT, 7/29/03
45	T. Catchings at CON, 2OT, 6/26/03
45	R. Williams vs. PHO, OT, 7/1/01

POINTS

CAREER

7380	Tamika Catchings, 2001-16
2564	Katie Douglas, 2008-13
2244	Briann January, 2009-17
1658	Tammy Sutton-Brown, 2007-12
1569	Shavonte Zellous, 2010-15
1494	Ebony Hoffman, 2004-10
1245	Erlana Larkins, 2012 to present
1240	Tan White, 2005-08
1113	Tully Bevilaqua, 2005-10
1094	Marissa Coleman, 2014-17

SEASON

671	Tamika Catchings, 2003
618	Tamika Catchings, 2010
594	Tamika Catchings, 2002
590	Tamika Catchings, 2012
568	Tamika Catchings, 2004
547	Katie Douglas, 2009
530	Tamika Catchings, 2013
529	Katie Douglas, 2012
528	Tamika Whitmore, 2006
521	Tamika Catchings, 2006

GAME

34	K. Douglas vs. WAS, 7/28/09
33	E. Wheeler at NY, 8/8/17
33	S. Zellous vs. TUL, OT, 6/25/14
32	T. Catchings vs. NY, 8/13/11
32	K. Douglas vs. CON, 7/30/09
32	T. Catchings at NY, 8/22/03
32	T. Catchings vs. ORL, 8/7/02
32	T. Catchings vs. NY, 6/8/02
31	C. Dupree vs. MIN, 8/6/17
31	T. Catchings vs. CON, 6/8/12
31	T. Catchings vs. NY, 7/10/03
31	O. Scott vs. UTA, 7/10/02

HALF

26	K. Douglas at NY (2nd), OT, 6/26/09
24	K. Douglas vs. WAS (2nd), 7/28/09
23	K. Douglas vs. ATL (1st), 9/11/11
22	T. Catchings vs. PHO (2nd), 5/24/05
22	T. Catchings vs. ORL (1st), 8/7/02
21	T. Catchings at CON (2nd), 9/19/04
20	E. Wheeler at NY (1st), 8/8/17
20	C. Dupree vs. MIN (2nd), 8/6/17
20	M. Coleman vs. SAN (2nd), 7/10/15
20	A. DeForge vs. CON (1st), 8/15/07
20	A. Thompson vs. ORL (1st), 6/3/00
20	N. McCray at POR (2nd), 6/20/02

QUARTER

16	K. Douglas vs. ATL (2nd), 9/11/11
16	T. White vs. WAS (2nd), 6/3/07
15	T. Catchings vs. SEA (4th), 6/12/16
15	T. Catchings vs. TUL (2nd), 7/8/10
15	K. Douglas vs. WAS (3rd), 7/28/09

OVERTIME

11	T. White vs. LA (2nd), 2OT, 5/29/08
9	T. Catchings at NY, OT, 7/18/10
8	T. Catchings at CHI, OT, 5/22/10
8	T. Catchings at NY, OT, 6/13/06

HIGHEST SCORING AVERAGE

CAREER

MINIMUM 2 SEASONS

16.1	Tamika Catchings, 2001-16
15.4	Katie Douglas, 2008-13
15.2	Tamika Whitmore, 2006-07
10.6	Shenise Johnson, 2015 to present
10.4	Natalie Williams, 2003-05
10.2	Kelly Miller, 2004-05
10.14	Rita Williams, 2000-02
10.07	Erica Wheeler, 2016 to present

SEASON

19.7	Tamika Catchings, 2003
18.6	Tamika Catchings, 2002
18.2	Tamika Catchings, 2010
17.7	Tamika Catchings, 2013
17.6	Katie Douglas, 2009
17.4	Tamika Catchings, 2012
16.7	Tamika Catchings, 2004
16.6	Tamika Catchings, 2007
16.5	Katie Douglas, 2012
16.3	Tamika Catchings, 2006

MOST FG MADE

CAREER

2385	Tamika Catchings, 2001-16
899	Katie Douglas, 2008-13
721	Briann January, 2009-17
607	Tammy Sutton-Brown, 2007-12
581	Ebony Hoffman, 2004-10
521	Shavonte Zellous, 2010-15
480	Erlana Larkins, 2012 to present
453	Tan White, 2005-08
412	Natalie Williams, 2003-05
383	Tully Bevilaqua, 2005-10

SEASON

221	Tamika Catchings, 2003
214	Candice Dupree, 2017
207	Tamika Catchings, 2010
200	Tamika Catchings, 2012
199	Tamika Whitmore, 2006
188	Katie Douglas, 2009
184	Katie Douglas, 2012
184	Tamika Catchings, 2002
180	Tamika Catchings, 2004
179	Tamika Catchings, 2013
176	Natalie Williams, 2003

GAME

15	C. Dupree vs. MIN, 8/6/17
13	T. Catchings vs. ORL, 8/7/02
12	C. Dupree at WAS, 8/12/17
12	S. Zellous vs. TUL, OT, 6/25/14
12	K. Douglas vs. PHO, 9/9/12
12	T. Catchings vs. LA, 7/22/06

MOST FG ATTEMPTED

CAREER

5744	Tamika Catchings, 2001-16
2152	Katie Douglas, 2008-13
1892	Briann January, 2009-17
1418	Ebony Hoffman, 2004-10
1306	Shavonte Zellous, 2010-15
1284	Tammy Sutton-Brown, 2007-12
1235	Tan White, 2005-08
1016	Marissa Coleman, 2014-17
956	Tully Bevilaqua, 2005-10
904	Natalie Williams, 2003-05

SEASON

512	Tamika Catchings, 2003
468	Tamika Catchings, 2004
463	Tamika Catchings, 2012
459	Katie Douglas, 2009
458	Katie Douglas, 2008
452	Tamika Catchings, 2013
445	Katie Douglas, 2012
439	Tamika Catchings, 2002
435	Tamika Whitmore, 2006
433	Candice Dupree, 2017

GAME

27	K. Douglas at PHO, 8/8/09
27	K. Douglas at NY, OT, 6/26/09
27	K. Douglas vs. LA, 2OT, 5/29/08
24	T. Catchings at HOU, 7/31/04
23	T. Whitmore vs. SAN, 8/5/06
22	C. Dupree at CHI, 6/18/17
22	T. Catchings at DET, 8/9/02

FG PERCENTAGE

CAREER

56.7	E. Larkins (480-846), 2012 to present
55.2	N. Achonwa (222-402), 2015 to present
52.4	J. Davenport (354-676), 2009-13
50.6	L. Kizer (304-601), 2014-16
47.3	T. Sutton-Brown (607-1284), 2007-12
47.0	K. Schumacher (322-685), 2001-05
46.8	O. Scott (235-502), 2001-02, 2006
45.7	A. Thompson (246-538), 2000-02
45.6	N. Williams (412-904), 2003-05
45.2	J. Moore (95-210), 2009-10
45.2	J. Streimikyte (227-502), 2000-01, 2005

MINIMUM 2 YEARS AND 90 FGA

56.7	E. Larkins (480-846), 2012 to present
55.2	N. Achonwa (222-402), 2015 to present
52.4	J. Davenport (354-676), 2009-13
50.6	L. Kizer (304-601), 2014-16
47.3	T. Sutton-Brown (607-1284), 2007-12
47.0	K. Schumacher (322-685), 2001-05
46.8	O. Scott (235-502), 2001-02, 2006
45.7	A. Thompson (246-538), 2000-02
45.6	N. Williams (412-904), 2003-05
45.2	J. Moore (95-210), 2009-10
45.2	J. Streimikyte (227-502), 2000-01, 2005

SEASON

MINIMUM 60 FGA

.639	E. Larkins (106-166), 2016
.599	E. Larkins (124-207), 2014
.581	E. Larkins (68-117), 2017
.571	J. Davenport (96-168), 2010
.561	K. Wolters (148-264), 2000
.557	N. Achonwa (98-176), 2017
.556	L. Kizer (139-250), 2016
.550	N. Achonwa (88-160), 2015
.549	D. Peters (73-133), 2016
.5455	N. Achonwa (36-66), 2016
.5450	E. Larkins (103-189), 2013

GAME

MINIMUM 6 FGA

1.000	J. Davenport (9-9) vs. CHI, 6/16/12
1.000	J. Davenport (8-8) at CON, 6/11/10
1.000	N. Williams (7-7) at WAS, 9/1/04
1.000	K. Wolters (7-7) at POR, 7/28/00
.909	J. Davenport (10-11) vs. PHO, 6/28/17
.909	T. Sutton-Brown (10-11) vs. CHI, 7/15/09
.900	T. Catchings (9-10) at CON, 6/30/15

3-POINT FG MADE

CAREER

606	Tamika Catchings, 2001-16
344	Katie Douglas, 2008-13
242	Briann January, 2009-17
203	Tully Bevilaqua, 2005-10
146	Marissa Coleman, 2014-17
126	Tan White, 2005-08
107	Rita Williams, 2000-02
106	Shavonte Zellous, 2010-15
103	Jeanette Pohlen-Mavunga, 2011-13, 2015 to present
92	Stephanie White, 2000-04

SEASON

80	Katie Douglas, 2012
76	Tamika Catchings, 2002
74	Tamika Catchings, 2003
68	Katie Douglas, 2010
66	Katie Douglas, 2011
66	Katie Douglas, 2009
62	Monica Maxwell, 2000
57	Katie Douglas, 2008
56	Tamika Catchings, 2004
50	Erica Wheeler, 2017
50	Tamika Catchings, 2012

GAME

7	E. Wheeler at NY, 8/8/17
7	K. Douglas vs. ATL, 8/18/12
6	M. Coleman vs. WAS, 8/20/17
6	S. Zellous vs. PHO, 6/8/13
6	T. Catchings vs. CON, 6/8/12
6	K. Douglas vs. PHO, 6/28/11
6	K. Douglas vs. TUL, 6/14/11
6	K. Douglas vs. NY, 6/10/11
6	T. Catchings at NY, 8/17/10
6	K. Douglas at PHO, 8/8/09
6	T

FEVER INDIVIDUAL RECORDS

33, T. Catchings, 6/5/10 to 6/17/10 (8-8 vs. NY, 6/5; 10-10 at MIN, 6/6; 4-4 at CON, 6/11; 8-8 vs. CON, 6/13; 3-3 vs. SEA, 6/17)
 31, T. Catchings, 6/12/09 to 6/27/09 (9-9 vs. LA, 6/12; 6-6 at DET, 6/19; 6-6 vs. DET, 6/21; 7-7 at NY, OT, 6/26; first 3 vs. NY, 6/27)
 29, N. McCray, 7/6/02 to 8/3/02 (last 2 vs. WAS, 7/6; 0-0 vs. CLE, 7/8; 2-2 vs. UTA, 7/10; 3-3 vs. MIA, 7/12; 0-0 vs. LA, 7/17; 4-4 vs. NY, 7/19; 6-6 vs. CHA, 7/22; 2-2 vs. MIN, 7/26; 0-0 at LA, 7/28; 2-2 at SAC, 7/30; 2-2 at PHO, 7/31; 6-6 vs. CHA, 8/3)

MOST FT ATTEMPTED

CAREER
 2386 Tamika Catchings, 2001-16
 661 Briann January, 2009-17
 619 Tammy Sutton-Brown, 2007-12
 544 Shavonte Zellous, 2010-15
 519 Katie Douglas, 2008-13
 368 Erlana Larkins, 2012 to present
 334 Natalie Williams, 2003-05
 296 Ebony Hoffman, 2004-10
 274 Jessica Davenport, 2009-13
 272 Rita Williams, 2000-02

SEASON

204 Tamika Catchings, 2006
 193 Tamika Catchings, 2005
 185 Tamika Catchings, 2010
 184 Tamika Catchings, 2002
 183 Tamika Catchings, 2003
 181 Tamika Catchings, 2009
 178 Tamika Catchings, 2004
 162 Tamika Catchings, 2011
 158 Tamika Catchings, 2013

GAME

19, T. Catchings vs. NY, 8/13/11
 17, T. Catchings vs. PHO, 5/24/05
 16, K. Douglas vs. WAS, 7/28/09
 16, T. Catchings at DET, 6/16/07
 16, T. Catchings vs. NY, 6/8/02
 15, T. Catchings at SEA, 8/17/13
 15, B. January at WAS, 7/24/10
 14, eight times (last: T. Catchings vs. CON, OT, 7/30/09)

FT PERCENTAGE

CAREER
MINIMUM 2 SEASONS AND 90 FTA
 .916 Tiffany Mitchell (186-203), 2016 to present
 .882 Shenise Johnson (164-186), 2015 to present
 .860 Kelly Miller (117-136), 2004-05
 .8472 Briann January (560-661), 2009 to present
 .8469 Anna DeForge (83-98), 2006-07
 .840 Tamika Catchings (2004-2386), 2001-16
 .834 Ebony Hoffman (247-296), 2004-10
 .829 Erin Phillips (97-117), 2011-13
 .828 Nadine Malcolm (82-99), 2001-02
 .819 Nikki McCray (104-127), 2002-03

SEASON

MINIMUM 60 FTA
 .938 Shenise Johnson (60-64), 2016
 .922 Tiffany Mitchell (94-102), 2017
 .911 Tiffany Mitchell (92-101), 2016
 .896 Ebony Hoffman (69-77), 2009
 .884 Erlana Larkins (61-69), 2016
 .883 Tamika Catchings (143-162), 2011
 .882 Candice Dupree (67-76), 2017
 .880 Briann January (66-75), 2014
 .875 Lynetta Kizer (77-88), 2016
 .874 Briann January (76-87), 2012

GAME

MINIMUM 12 FTA
 1.000, T. Catchings (14-14) at WAS, 7/21/09
 1.000, T. Catchings (12-12) at DET, 6/2/02
 .938, K. Douglas (15-16) vs. WAS, 7/28/09
 .933, B. January (14-15) at WAS, 7/24/10
 .929, T. Catchings (13-14) vs. CON, OT, 7/30/09
 .929, R. Williams (13-14) vs. PHO, OT, 7/1/01

MOST FT ATTEMPTS, NONE MADE

GAME
 5, L. Atkinson at HOU, 5/31/06
 4, J. Hassell at CON, 8/1/13
 4, T. Bevilacqua vs. WAS, 7/28/09
 4, A. Santos de Oliveira at Detroit, 6/18/00

REBOUNDS

CAREER
 3316 Tamika Catchings, 2001-16
 1190 Erlana Larkins, 2012 to present
 1115 Ebony Hoffman, 2004-10
 923 Tammy Sutton-Brown, 2007-12
 676 Natalie Williams, 2003-05
 630 Katie Douglas, 2008-13
 469 Shavonte Zellous, 2010-15
 459 Briann January, 2009-17
 435 Tully Bevilacqua, 2005-10
 414 Shavonte Zellous, 2010-15

SEASON

303 Erlana Larkins, 2014
 276 Tamika Catchings, 2002
 272 Tamika Catchings, 2003
 265 Erlana Larkins, 2013
 264 Tamika Catchings, 2005
 258 Tamika Catchings, 2012
 258 Ebony Hoffman, 2008
 255 Natalie Williams, 2003
 249 Tamika Catchings, 2004
 245 Tamika Catchings, 2009

GAME

22, E. Larkins at ATL, OT, 5/25/14
 17, E. Larkins vs. SAN, OT, 7/1/16
 17, E. Larkins at ATL, OT, 9/4/13
 17, N. Williams vs. CHA, 8/16/03
 17, O. Scott vs. HOU, 6/5/02
 16, E. Larkins vs. NY, 7/23/13
 16, T. Catchings vs. CHA, 8/20/05
 16, T. Catchings vs. DET, OT, 6/15/05
 16, T. Catchings at CON, 2OT, 6/26/03

HIGHEST REBOUNDING AVERAGE

CAREER

MINIMUM 2 YEARS
 7.3 Tamika Catchings, 2001-16
 6.6 Natalie Williams, 2003-05
 6.3 Erlana Larkins, 2012 to present
 4.9 Tamika Whitmore, 2006-07
 4.8 Ebony Hoffman, 2004-10
 4.8 Olympia Scott, 2001-02, 2006
 4.7 Tammy Sutton-Brown, 2007-12

SEASON

9.2 Erlana Larkins, 2014
 9.0 Tamika Catchings, 2007
 8.6 Tamika Catchings, 2002
 8.0 Tamika Catchings, 2003
 7.82 Ebony Hoffman, 2008
 7.79 Erlana Larkins, 2013
 7.77 Tamika Catchings, 2005
 7.6 Tamika Catchings, 2012
 7.5 Tamika Catchings, 2006
 7.5 Natalie Williams, 2003

OFFENSIVE REBOUNDS

CAREER

917 Tamika Catchings, 2001-16
 447 Erlana Larkins, 2012 to present
 375 Ebony Hoffman, 2004-10
 311 Tammy Sutton-Brown, 2007-12
 276 Natalie Williams, 2003-05
 160 Katie Douglas, 2008-13
 143 Kelly Schumacher, 2001-05
 140 Olympia Scott, 2001-02, 2006
 129 Briann January, 2009-17
 127 Jessica Davenport, 2009-13

SEASON

109 Natalie Williams, 2003
 104 Erlana Larkins, 2013
 99 Erlana Larkins, 2014
 94 Ebony Hoffman, 2008
 93 Natalie Williams, 2004
 92 Tamika Catchings, 2002
 86 Tamika Catchings, 2009
 82 Tamika Catchings, 2003
 80 Olympia Scott, 2002
 79 Tamika Catchings, 2004

GAME

10, E. Larkins at ATL, OT, 9/4/13
 10, T. Catchings vs. CHA, 8/20/05
 9, T. Catchings vs. PHO, 7/3/04
 9, T. Catchings vs. WAS, 8/12/03
 9, O. Scott vs. HOU, 6/5/02

DEFENSIVE REBOUNDS

CAREER

2399 Tamika Catchings, 2001-16
 743 Erlana Larkins, 2012 to present
 740 Ebony Hoffman, 2004-10
 612 Tammy Sutton-Brown, 2007-12
 470 Katie Douglas, 2008-13
 400 Natalie Williams, 2003-05
 356 Tully Bevilacqua, 2005-10
 345 Shavonte Zellous, 2010-15
 330 Briann January, 2009-17
 314 Marissa Coleman, 2014-17

SEASON

204 Erlana Larkins, 2014
 196 Tamika Catchings, 2012
 195 Tamika Catchings, 2005
 190 Tamika Catchings, 2003
 185 Tamika Catchings, 2010
 184 Tamika Catchings, 2002
 172 Tamika Catchings, 2006
 170 Tamika Catchings, 2011
 170 Tamika Catchings, 2004
 168 Erlana Larkins, 2016
 168 Tamika Catchings, 2013

GAME

16, E. Larkins at ATL, OT, 5/25/14
 13, E. Larkins vs. NY, 7/23/13
 13, T. Catchings vs. DET, 6/29/06
 13, T. Catchings at WAS, 2OT, 6/18/05
 12, eight times (last: E. Larkins vs. SAN, OT, 7/1/16)

ASSISTS

CAREER

1488 Tamika Catchings, 2001-16
 909 Briann January, 2009-17
 470 Katie Douglas, 2008-13
 467 Tully Bevilacqua, 2005-10
 318 Erlana Larkins, 2012 to present
 296 Shavonte Zellous, 2010-15
 265 Ebony Hoffman, 2004-10
 258 Rita Williams, 2000-02
 251 Tan White, 2005-08
 233 Erica Wheeler, 2016 to present

SEASON

143 Tamika Catchings, 2005
 138 Erica Wheeler, 2017
 136 Briann January, 2016
 135 Tamika Catchings, 2010
 122 Briann January, 2012
 119 Tamika Catchings, 2006
 118 Briann January, 2013
 118 Tamika Catchings, 2002
 116 Briann January, 2014
 115 Tamika Catchings, 2011
 115 Tamika Catchings, 2004

GAME

11, T. Catchings vs. CHI, 7/8/07
 11, C. Washington vs. ORL, 8/7/02
 10, B. January vs. TUL, 6/14/11
 10, S. White vs. HOU, 7/14/04
 10, T. Catchings at CLE, 8/10/03
 10, C. Washington at WAS, 7/24/03
 10, R. Williams vs. DET, 8/12/01

HIGHEST ASSISTS PER GAME AVERAGE

CAREER

MINIMUM 2 YEARS
 3.64 Briann January, 2009-17
 3.43 Erica Wheeler, 2016 to present
 3.26 Tamika Catchings, 2001-16
 3.10 Coquese Washington, 2002-03
 3.07 Rita Williams, 2000-02
 2.83 Katie Douglas, 2008-13
 2.75 Kelly Miller, 2004-05
 2.37 Tully Bevilacqua, 2005-10
 2.28 Shenise Johnson, 2015 to present
 2.13 Erin Phillips, 2011-13

SEASON

4.69 Briann January, 2016
 4.67 Tamika Catchings, 2007
 4.21 Tamika Catchings, 2005
 4.06 Erica Wheeler, 2017
 3.97 Tamika Catchings, 2010
 3.94 Briann January, 2012
 3.92 Briann January, 2017
 3.74 Briann January, 2014
 3.72 Tamika Catchings, 2006
 3.69 Briann January, 2013

STEALS

CAREER

1074 Tamika Catchings, 2001-16
 356 Tully Bevilacqua, 2005-10
 285 Briann January, 2009-17
 251 Katie Douglas, 2008-13
 238 Ebony Hoffman, 2004-10
 214 Erlana Larkins, 2012 to present
 169 Rita Williams, 2000-02
 163 Tammy Sutton-Brown, 2007-12
 134 Tan White, 2005-08
 120 Shavonte Zellous, 2010-15

SEASON

99 Tamika Catchings, 2009
 94 Tamika Catchings, 2006
 94 Tamika Catchings, 2002
 90 Tamika Catchings, 2005
 85 Tamika Catchings, 2013
 77 Tamika Catchings, 2010
 76 Rita Williams, 2000
 72 Tamika Catchings, 2003
 72 Rita Williams, 2001
 71 Tully Bevilacqua, 2006

GAME

9, T. Catchings vs. MIN, 7/26/02
 8, T. Catchings vs. CON, 7/13/05
 8, T. Williams at MIA, OT, 8/10/01

HIGHEST STEALS PER GAME AVERAGE

CAREER

MINIMUM 2 YEARS
 2.35 Tamika Catchings, 2001-16
 2.01 Rita Williams, 2000-02
 1.81 Tully Bevilacqua, 2005-10
 1.51 Katie Douglas, 2008-13
 1.26 Karima Christmas, 2012-14
 1.23 Shenise Johnson, 2015 to present
 1.19 Coquese Washington, 2002-03
 1.16 Natalie Williams, 2003-05
 1.14 Briann January, 2009-17
 1.13 Erlana Larkins, 2012 to present

SEASON

3.14 Tamika Catchings, 2007
 2.94 Tamika Catchings, 2006
 2.94 Tamika Catchings, 2002
 2.91 Tamika Catchings, 2009
 2.83 Tamika Catchings, 2013
 2.65 Tamika Catchings, 2005
 2.38 Rita Williams, 2000

BLOCKED SHOTS

CAREER

385 Tamika Catchings, 2001-16
 267 Tammy Sutton-Brown, 2007-12
 131 Kelly Schumacher, 2001-05
 112 Jessica Davenport, 2009-13
 100 Ebony Hoffman, 2004-10
 91 Shavonte Zellous, 2010-15
 72 Erlana Larkins, 2012 to present
 56 Natalie Williams, 2003-05
 53 Jurgita Streimikyte, 2000-01, 2005
 51 Katie Douglas, 2008-13

SEASON

57 Tammy Sutton-Brown, 2008
 55 Tammy Sutton-Brown, 2010
 49 Kara Wolters, 2000
 47 Tammy Sutton-Brown, 2007
 45 Jessica Davenport, 2011
 43 Tamika Catchings, 2002
 41 Tammy Sutton-Brown, 2011
 40 Tammy Sutton-Brown, 2009
 38 Tamika Catchings, 2004

GAME

6, N. Howard at CHI, 5/16/14
 6, J. Davenport at SEA, 6/17/11
 6, T. Sutton-Brown at WAS, 7/8/08
 5, seven times (last: T. Sutton-Brown vs. WAS, 9/7/11)

PERSONAL FOULS

CAREER

1229 Tamika Catchings, 2001-16
 636 Briann January, 2009-17
 601 Ebony Hoffman, 2004-10
 498 Tammy Sutton-Brown, 2007-12
 461 Shavonte Zellous, 2010-15
 452 Erlana Larkins, 2012 to present
 442 Tully Bevilacqua, 2005-10
 365 Natalie Williams, 2003-05
 287 Tan White, 2005-08
 279 Kelly Schumacher, 2001-05

SEASON

138 Natalie Williams, 2003
 127 Olympia Scott, 2002
 122 Natalie Williams, 2004
 122 Tamika Catchings, 2003
 121 Ebony Hoffman, 2008

DISQUALIFICATIONS

CAREER

11 Tamika Catchings, 2001-16
 9 Ebony Hoffman, 2004-10
 8 Natalie Williams, 2003-05
 5 Tammy Sutton-Brown, 2007-12
 4 Jazmon Gwathmey, 2017 to present
 4 Alicia Thompson, 2000-02
 4 Tan White, 2005-08

SEASON

4 Jazmon Gwathmey, 2017
 4 Alicia Thompson, 2000
 3 seven times (last: Tamika Catchings, 2010)

TURNOVERS

CAREER

1043 Tamika Catchings, 2001-16
 551 Briann January, 2009-17
 378 Ebony Hoffman, 2004-10
 371 Katie Douglas, 2008-13
 313 Tammy Sutton-Brown, 2007-12
 302 Tan White, 2005-08
 281 Tully Bevilacqua, 2005-10
 266 Erlana Larkins, 2012 to present
 244 Shavonte Zellous, 2010-15
 198 Marissa Coleman, 2014-17
 198 Rita Williams, 2000-02

SEASON

102 Tamika Catchings, 2003
 100 Tan White, 2007
 100 Rita Williams, 2001
 99 Katie Douglas, 2008
 94 Tamika Whitmore, 2006

GAME

8, B. January at DAL, 7/25/17
 8, B. January vs. PHO, 6/27/14
 8, N. Williams at DET, 6/24/03
 8, R. Williams vs. SAC, 6/21/00
 8, T. Catchings at POR, 6/20/02
 8, R. Williams at CLE, 7/27/01
 7, 14 times (last: S. Zellous vs. ATL, OT, 5/17/14)

FEVER MISCELLANEOUS RECORDS

MOST CONSECUTIVE GAMES SCORING CAREER

- 227 T. Catchings, 6/1/02 to 7/21/09
- 168 T. Catchings, 7/28/09 to 6/16/15
- 166 K. Douglas, 5/17/08 to 9/15/13
- 113 B. January, 7/8/10 to 7/22/14
- 85 M. Coleman, 5/16/14 to 7/6/16
- 79 E. Larkins, 6/12/13 to 8/30/15
- 74 E. Hoffman, 8/17/07 to 5/29/10
- 68 T. Whitmore, 5/20/06 to 8/19/07
- 68 K. Miller, 5/21/04 to 8/27/05
- 65 R. Williams, 6/1/00 to 6/1/02
- 61 E. Wheeler, 6/5/16 to present
- 61 T. White, 7/9/06 to 6/22/08
- 60 T. Catchings, 6/20/15 to 9/18/16

SEASON

- 34 19 times (last: E. Wheeler, 2017)

MOST GAMES, 30+ POINTS CAREER

- 10 Tamika Catchings, 2001-16
- 4 Katie Douglas, 2008-13
- 1 Candice Dupree, 2017 to present
- 1 Erica Wheeler, 2016 to present
- 1 Shavonte Zellous, 2010-15
- 1 Nikki McCray, 2002-03
- 1 Olympia Scott, 2001-02

SEASON

- 3 Tamika Catchings, 2003
- 3 Katie Douglas, 2009
- 2 Tamika Catchings, 2002

CONSECUTIVE GAMES, 30+ POINTS

- 2 Katie Douglas, 7/28/09 to 7/30/09

MOST GAMES, 20+ POINTS CAREER

- 137 Tamika Catchings, 2001-16
- 45 Katie Douglas, 2008-13
- 12 Tamika Whitmore, 2006-07
- 9 Briann January, 2009-17
- 8 Shavonte Zellous, 2010-15
- 7 Tammy Sutton-Brown, 2007-12
- 7 Tan White, 2005-08
- 6 Erica Wheeler, 2016 to present
- 5 Rita Williams, 2000-02
- 4 Marissa Coleman, 2014-17
- 4 Shenise Johnson, 2015 to present
- 4 Ebony Hoffman, 2004-10
- 4 Natalie Williams, 2003-05
- 4 Nikki McCray, 2002-03

CONSECUTIVE GAMES, 20+ POINTS

- 2 Katie Douglas, 7/28/09 to 7/30/09

SEASON

- 19 Tamika Catchings, 2003
- 17 Tamika Catchings, 2002
- 12 Tamika Catchings, 2010
- 12 Katie Douglas, 2009
- 11 Tamika Catchings, 2013
- 11 Katie Douglas, 2008
- 10 Tamika Whitmore, 2006
- 10 Tamika Catchings, 2005
- 9 Katie Douglas, 2012
- 9 Tamika Catchings, 2006

CONSECUTIVE

- 4 T. Catchings, 7/8/10 to 7/18/10
- 4 T. Catchings, 8/30/08 to 9/8/08
- 4 T. Douglas, 5/17/08 to 5/29/08
- 4 T. Catchings, 8/7/03 to 8/12/03
- 4 T. Catchings, 7/24/03 to 8/2/03
- 4 T. Catchings, 8/6/02 to 8/11/02
- 3 T. Catchings, 8/24/13 to 9/4/13
- 3 T. Catchings, 8/9/11 to 8/16/11
- 3 T. Catchings, 8/27/09 to 9/2/09
- 3 K. Douglas, 7/28/09 to 8/2/09
- 3 T. Catchings, 7/8/03 to 7/16/03

THREE PLAYERS, 20+ POINTS, SAME GAME

- Tammy Sutton-Brown (26), Katie Douglas (24) and Ebony Hoffman (20), vs. Phoenix, 9/14/08
- Tamika Catchings (23), Katie Douglas (21) and Tammy Sutton-Brown (21), vs. Atlanta, 8/30/08

TWO PLAYERS, 20+ POINTS, SAME GAME

- 39 times, most recent (during 2017): Erica Wheeler (24) and Candice Dupree (23), vs. Phoenix, OT, 6/7/17
- Shenise Johnson (24) and Briann January (23), at Seattle, 5/14/17

CONSECUTIVE GAMES, 10+ POINTS CAREER

- 37 T. Catchings, 6/24/03 to 6/25/04
- 31 T. Catchings, 7/28/09 to 6/25/10
- 26 T. Catchings, 7/9/06 to 6/16/07
- 23 T. Catchings, 6/29/10 to 6/11/11
- 20 T. Catchings, 6/27/12 to 9/19/12
- 17 T. Catchings, 7/26/05 to 5/26/06
- 17 N. Williams, 7/23/03 to 5/23/04
- 15 S. Zellous, 5/24/13 to 7/21/13
- 15 K. Douglas, 9/14/08 to 7/19/09
- 15 T. Catchings, 6/7/02 to 7/10/02

SEASON

- 25 T. Catchings, 6/24/03 to 8/25/03
- 20 T. Catchings, 6/27/12 to 9/19/12
- 20 T. Catchings, 6/29/10 to 8/22/10
- 18 T. Catchings, 7/28/09 to 9/13/09
- 15 S. Zellous, 5/24/13 to 7/21/13
- 15 T. Catchings, 7/9/06 to 8/13/06
- 15 N. Williams, 7/23/03 to 8/25/03
- 15 T. Catchings, 6/7/02 to 7/10/02
- 14 T. Catchings, 6/19/11 to 7/29/11
- 14 K. Douglas, 6/6/09 to 7/19/09
- 14 T. Catchings, 7/26/05 to 8/27/05

SEVEN PLAYERS, 10+ POINTS, SAME GAME

- Tamika Catchings (14), Marissa Coleman (12), Shenise Johnson (12), Lynetta Kizer (12), Tiffany Mitchell (12), Devereaux Peters (12), Natalie Achonwa (10), vs. Atlanta, 5/20/16
- Shenise Johnson (16), Devereaux Peters (16), Erica Wheeler (16), Tamika Catchings (13), Marissa Coleman (11), Erlana Larkins (11), Tiffany Mitchell (10), vs. Phoenix, 5/18/16

SIX PLAYERS, 10+ POINTS, SAME GAME

- Shenise Johnson (18), Tamika Catchings (15), Lynetta Kizer (12), Devereaux Peters (12), Erlana Larkins (11), Tiffany Mitchell (11), at Seattle, 7/10/16
- Briann January (20), Katie Douglas (17), Erin Phillips (14), Tamika Catchings (13), Shavonte Zellous (13) and Jeanette Pohlen-Mavunga (12), vs. Connecticut, 6/12/12
- Katie Douglas (20), Jessica Davenport (14), Tamika Catchings (13), Erin Phillips (13), Shyra Ely (10) and Tangelia Smith (10), vs. Connecticut, 7/13/11

- Tamika Catchings (16), Anna DeForge (14), Sheri Sam (14), Tammy Sutton-Brown (13), Tan White (11) and Tully Bevilacqua (10), vs. Chicago, 7/8/07
- Alicia Thompson (18), Stephanie White (16), Kara Wolters (13), Gordana Grubin (11), Monica Maxwell (11) and Rita Williams (10), vs. Cleveland, 8/4/00

NO PLAYERS, 10+ POINTS, SAME GAME

- at Atlanta, 6/26/12
- vs. Connecticut, 8/28/08
- at Los Angeles, 7/9/04

MOST GAMES, 10+ REBOUNDS CAREER

- 102 Tamika Catchings, 2001-16
- 32 Erlana Larkins, 2012 to present
- 19 Ebony Hoffman, 2004-10
- 19 Natalie Williams, 2003-05
- 13 Tammy Sutton-Brown, 2007-12
- 8 Olympia Scott, 2001-02, 2006

SEASON

- 14 Erlana Larkins, 2014
- 12 Tamika Catchings, 2002
- 10 Tamika Catchings, 2012
- 10 Ebony Hoffman, 2008
- 10 Tamika Catchings, 2003
- 9 Erlana Larkins, 2013
- 9 Tamika Catchings, 2007
- 9 Tamika Catchings, 2005
- 9 Natalie Williams, 2003

MOST GAMES, 10+ ASSISTS CAREER

- 2 Tamika Catchings, 2001-16
- 2 Coquese Washington, 2002-03
- 1 Briann January, 2009-17
- 1 Stephanie White, 2000-04
- 1 Rita Williams, 2000-02

SEASON

- 1 Briann January, 2011
- 1 Tamika Catchings, 2007
- 1 Stephanie White, 2004
- 1 Tamika Catchings, 2003
- 1 Coquese Washington, 2003
- 1 Coquese Washington, 2002
- 1 Rita Williams, 2001

TRIPLE-DOUBLES

None

DOUBLE-DOUBLES CAREER

- 96 Tamika Catchings, 2001-16
- 20 Erlana Larkins, 2012 to present
- 15 Natalie Williams, 2003-05
- 10 Tammy Sutton-Brown, 2007-12
- 9 Ebony Hoffman, 2004-10
- 6 Olympia Scott, 2001-02
- 4 Candice Dupree, 2017 to present
- 3 Kara Wolters, 2000

SEASON

- 12 Tamika Catchings, 2002
- 11 Tamika Catchings, 2003
- 10 Tamika Catchings, 2012
- 9 Erlana Larkins, 2014
- 9 Tamika Catchings, 2005
- 9 Natalie Williams, 2003
- 8 Tamika Catchings, 2010
- 7 Tamika Catchings, 2013
- 7 Tamika Catchings, 2009
- 7 Tamika Catchings, 2007

CONSECUTIVE

- 3 T. Catchings, 6/13/07 to 6/16/07
- 3 T. Catchings, 7/26/05 to 7/31/05
- 3 N. Williams, 6/20/03 to 6/24/03
- 3 T. Catchings, 8/6/02 to 8/9/02
- 2 21 times (last by C. Dupree, 8/30/17 to 9/2/17)

TWO PLAYERS, DOUBLE-DOUBLES, SAME GAME

- Marissa Coleman (15 points, 10 rebounds) and Erlana Larkins (12 points, 11 rebounds), vs. Phoenix, 6/27/14
- Erlana Larkins (13 points, 12 rebounds) and Tamika Catchings (10 points, 10 rebounds), at Chicago, 9/6/13
- Tamika Catchings (24 points, 11 rebounds) and Ebony Hoffman (17 points, 14 rebounds), at New York, OT, 6/26/09
- Tammy Sutton-Brown (19 points, 11 rebounds) and Ebony Hoffman (10 points, 10 rebounds), at Minnesota, 9/9/08
- Tan White (20 points, 10 rebounds) and Ebony Hoffman (10 points, 11 rebounds), vs. Los Angeles, 5/29/08
- Tamika Catchings (16 points, 14 rebounds) and Ebony Hoffman (13 points, 13 rebounds), vs. Detroit, 5/20/06
- Tamika Catchings (18 points, 16 rebounds) and Natalie Williams (11 points, 10 rebounds), vs. Charlotte, 8/20/05
- Tamika Catchings (20 points, 13 rebounds) and Natalie Williams (14 points, 10 rebounds), vs. Houston, 8/7/03
- Natalie Williams (24 points, 11 rebounds) and Tamika Catchings (11 points, 10 rebounds), at Sacramento, 6/14/03
- Tamika Catchings (32 points, 12 rebounds) and Coquese Washington (10 points, 11 assists), vs. Orlando, 8/7/02
- Tamika Catchings (28 points, 10 rebounds) and Olympia Scott (15 points, 10 rebounds), at Washington, 8/6/02



The owner of 96 career double-doubles, Tamika Catchings scored in 455 out of 457 games played. She scored in every game for 7+ seasons before going scoreless for the first time in 2009. During that stretch, she went more than a full season, 37 games, with 10 or more points in every game.



The 2016 Fever were known for uncanny scoring balance. Through the first 16 years of Indiana Fever basketball, the club produced six double-figure scorers in the same game just four times - once in 2000, 2007, 2011 and 2012.

Then, in 2016, the Fever produced consecutive games (May 18 & May 20) with SEVEN different players scoring 10+ points in the same game. Two months later on July 10, Indiana was one point shy of producing a third game with seven double-digit scorers.

During those three games, nine different players scored 10 or more points (in sequence above, left to right): Erica Wheeler, Lynetta Kizer, Erlana Larkins, Marissa Coleman, Shenise Johnson, Tiffany Mitchell, Devereaux Peters, Tamika Catchings, Natalie Achonwa.



Former USA National Team teammates Tamika Catchings and Natalie Williams were double-double threats almost every game. Three times during their tenure together from 2003 to 2005, the duo posted double-doubles in the same game. They helped Indiana reach the WNBA Playoffs in 2005.

FEVER ROOKIE RECORDS

GAMES PLAYED

34	Natasha Howard, 2014
34	Tiffany Mitchell, 2016
34	Jeanette Pohlen-Mavunga, 2011
34	Tan White, 2005
33	Briann January, 2009
33	La'Tangela Atkinson, 2006
32	Tamika Catchings, 2002
32	Niele Ivey, 2001
30	Erica McCall, 2017
30	Maggie Lucas, 2014
30	Layshia Clarendon, 2013
30	Ebony Hoffman, 2004
30	Coretta Brown, 2003

GAMES STARTED

32	Tamika Catchings, 2002
26	Niele Ivey, 2001
26	Alicia Thompson, 2000
23	Nadine Malcolm, 2001
17	Natalie Achonwa, 2015
15	Natasha Howard, 2014
13	Ebony Hoffman, 2004
8	Tiffany Mitchell, 2016
6	Jurgita Streimikyte, 2000

MINUTES PLAYED

1167	Tamika Catchings, 2002
708	Niele Ivey, 2001
705	Nadine Malcolm, 2001
693	Tan White, 2005
683	Briann January, 2009
681	Tiffany Mitchell, 2016
582	Layshia Clarendon, 2013
576	Natasha Howard, 2014
539	Jeanette Pohlen-Mavunga, 2011
522	Coretta Brown, 2003

GAME

42, B. January at DET, OT, 9/4/09
41, T. Catchings at ORL, OT, 7/3/02
41, N. Ivey vs. SEA, OT, 6/4/01
40:36, N. Howard vs. ATL, 2OT, 5/17/14
40, C. Brown at CON, 2OT, 6/26/03

POINTS

SEASON

594	Tamika Catchings, 2002
291	Tiffany Mitchell, 2016
257	Nadine Malcolm, 2001
242	Tan White, 2005
237	Natasha Howard, 2014
227	Briann January, 2009
223	Natalie Achonwa, 2015
186	Coretta Brown, 2003

GAME

32, T. Catchings, vs. ORL, 8/7/02
32, T. Catchings vs. NY, 6/8/02
28, T. Catchings at WAS, 8/6/02
27, T. Catchings at DET, 6/2/02
26, T. White at SEA, 6/4/05
26, C. Brown at CON, 2OT, 6/26/03
25, N. Malcolm vs. MIN, 6/16/01

SCORING AVERAGE

18.6	Tamika Catchings, 2002
8.6	Tiffany Mitchell, 2016
8.3	Nadine Malcolm, 2001
8.0	Natalie Achonwa, 2015
7.1	Tan White, 2005
7.0	Natasha Howard, 2014
6.9	Briann January, 2009

MOST CONSECUTIVE GAMES SCORING

32, T. Catchings, 6/1/02 to 8/13/02
30, T. White, 5/22/05 to 8/18/05
28, N. Achonwa, 6/5/13 to 9/13/15
27, T. Mitchell, 5/14/16 to 9/1/16
26, B. January, 7/2/09 to 9/13/09

MOST GAMES, 30+ POINTS

2	Tamika Catchings, 2002
---	------------------------

MOST GAMES, 20+ POINTS

17	Tamika Catchings, 2002
3	Coretta Brown, 2003
2	Tiffany Mitchell, 2016
2	Natasha Howard, 2014
2	Tan White, 2005

CONSECUTIVE

4	Tamika Catchings, 8/6/02 to 8/11/02
2	Coretta Brown, 6/20/03 to 6/21/03

MOST GAMES, 10+ POINTS

29	Tamika Catchings, 2002
14	Tiffany Mitchell, 2016
11	Natalie Achonwa, 2015
11	Natasha Howard, 2014
10	Nadine Malcolm, 2001
9	Briann January, 2009

CONSECUTIVE

15, T. Catchings, 6/7/02 to 7/10/02
8, T. Mitchell, 5/14/16 to 6/5/16
4, B. January, 9/2/09 to 9/8/09
4, C. Brown, 6/14/03 to 6/21/03
4, N. Malcolm, 6/1/01 to 6/16/01
CONSECUTIVE, BEGIN CAREER
8, T. Mitchell, 5/14/16 to 6/5/16

DOUBLE-DOUBLES

12	Tamika Catchings, 2002
1	Natasha Howard, 2014

CONSECUTIVE

2	Tamika Catchings, 8/6/02 to 8/9/02
---	------------------------------------

MOST FG MADE

184	Tamika Catchings, 2002
98	Natasha Howard, 2014
90	Nadine Malcolm, 2001
88	Natalie Achonwa, 2015
87	Tiffany Mitchell, 2016
85	Tan White, 2005

GAME

13	Tamika Catchings vs. Orlando, 8/7/02
----	--------------------------------------

MOST FG ATTEMPTED

439	Tamika Catchings, 2002
254	Tan White, 2005
241	Tiffany Mitchell, 2016
221	Natasha Howard, 2014
212	Nadine Malcolm, 2001
192	Briann January, 2009

GAME

22	Tamika Catchings at Detroit, 8/9/02
----	-------------------------------------

FG PERCENTAGE

MINIMUM 45 FGA	
.550	Natalie Achonwa (88-160), 2015
.495	Kelly Schumacher (46-93), 2001
.471	Jeanette Pohlen-Mavunga (48-102), 2011
.446	Sasha Goodlett (33-74), 2012
.443	Natasha Howard (98-221), 2014
.437	La'Tangela Atkinson (38-87), 2006

GAME

MINIMUM 5 FGA
1,000, N. Achonwa (5-5) vs. NY, 9/13/15
1,000, K. Whittington (5-5) vs. NY, 9/11/08
.833, N. Achonwa (5-6) at ATL, 6/16/15
.800, seven times (4-5) (last: N. Achonwa vs. SEA, 7/8/15)

3-POINT FG MADE

76	Tamika Catchings, 2002
48	Jeanette Pohlen-Mavunga, 2011
36	Coretta Brown, 2003
25	Tiffany Mitchell, 2016
25	Briann January, 2009
25	Tan White, 2005
25	Niele Ivey, 2001

GAME

6, T. Catchings at ORL, OT, 7/3/02
5, J. Pohlen-Mavunga at PHO, OT, 6/19/11
5, T. White at SEA, 6/4/05
5, C. Brown at CON, 2OT, 6/26/03
5, T. Catchings (five times)

3-POINT FG ATTEMPTED

193	Tamika Catchings, 2002
102	Jeanette Pohlen-Mavunga, 2011
100	Coretta Brown, 2003
87	Briann January, 2009
85	Tiffany Mitchell, 2016
81	Tan White, 2005

GAME

12, T. Catchings at WAS, 8/6/02
10, C. Brown at CHA, 5/29/03

3-POINT FG PERCENTAGE

MINIMUM 20 FGA	
.468	J. Pohlen-Mavunga (29-62), 2011
.411	Nadine Malcolm (23-46), 2001
.368	Jené Morris (14-38), 2010
.360	Coretta Brown (36-100), 2003
.357	Niele Ivey (25-70), 2001

GAME

MINIMUM 4 FGA
1,000, T. Catchings (6-6) at ORL, OT, 7/3/02
1,000, J. Pohlen-Mavunga (5-5) at PHO, OT, 6/19/11
1,000, N. Malcolm (4-4) at NY, 7/9/01
.833, C. Brown (5-6) at CON, 2OT, 6/26/03
.800, T. Mitchell (4-5) at LA, 7/6/16
.800, J. Morris (4-5) at SEA, 6/25/10

MOST FT MADE

150	Tamika Catchings, 2002
92	Tiffany Mitchell, 2016
74	Briann January, 2009
56	Nadine Malcolm, 2001
47	Natalie Achonwa, 2015
47	Tan White, 2005
46	Danielle McCulley, 2000
41	Natasha Howard, 2014

GAME

14, T. Catchings vs. NY, 6/8/02
11, T. White vs. DET, OT, 6/15/05

MOST FT ATTEMPTED

184	Tamika Catchings, 2002
101	Tiffany Mitchell, 2016
87	Briann January, 2009
69	Natasha Howard, 2014
63	Natalie Achonwa, 2015
63	Danielle McCulley, 2000
62	Nadine Malcolm, 2001
58	Tan White, 2005

GAME

16, T. Catchings vs. NY, 6/8/02

FT PERCENTAGE

MINIMUM 45 FTA	
.911	Tiffany Mitchell (92-101), 2016
.871	Nadine Malcolm (56-62), 2001
.851	Briann January (74-87), 2009
.815	Tamika Catchings (150-184), 2002
.810	Tan White (47-58), 2005

GAME

MINIMUM 6 FTA
1,000, T. Catchings (12-12) at DET, 6/2/02
1,000, T. Mitchell (8-8) at DAL, 6/25/16
1,000, T. Mitchell (7-7) vs. SEA, 6/1/16
1,000, T. Mitchell (6-6) at LA, 7/6/16
1,000, T. White (6-6) at HOU, 2OT, 5/29/05
1,000, T. Catchings (6-6) vs. UTA, 7/10/02
1,000, T. Catchings (6-6) at ORL, 6/11/02
1,000, N. Malcolm (6-6) at MIA, 6/5/01

REBOUNDS

276	Tamika Catchings, 2002
104	Natasha Howard, 2014
97	Natalie Achonwa, 2015
91	Nadine Malcolm, 2001
87	Ebony Hoffman, 2004

GAME

15, T. Catchings vs. CHA, 8/3/02
14, T. Catchings vs. NY, 6/8/02
13, T. Catchings vs. DET, 6/1/02
12, four times (last: T. Catchings at DET, 8/9/02)

MOST GAMES, 10+ REBOUNDS

12	Tamika Catchings, 2002
1	Natasha Howard, 2014

HIGHEST REBOUNDING AVERAGE

8.6	Tamika Catchings, 2002
3.5	Natalie Achonwa, 2015
3.1	Natasha Howard, 2014
2.9	Ebony Hoffman, 2004
2.9	Nadine Malcolm, 2001

ASSISTS

118	Tamika Catchings, 2002
77	Briann January, 2009
70	Niele Ivey, 2001

GAME

7	Tamika Catchings (four times)
---	-------------------------------

HIGHEST ASSISTS PER GAME AVERAGE

3.7	Tamika Catchings, 2002
2.3	Briann January, 2009
2.2	Niele Ivey, 2001

STEALS

94	Tamika Catchings, 2002
36	Briann January, 2009
33	Niele Ivey, 2001
30	Tiffany Mitchell, 2016
30	Tan White, 2005

GAME

9, T. Catchings vs. MIN, 7/26/02

BLOCKED SHOTS

43	Tamika Catchings, 2002
29	Kelly Schumacher, 2001
23	Natasha Howard, 2014

GAME

6, N. Howard at CHI, 5/16/14
4, K. Whittington vs. WAS, 5/17/08
4, T. Catchings vs. MIA, 8/11/02
4, K. Schumacher vs. DET, 6/22/01



Tamika Catchings (2002) was the WNBA Rookie of the Year while the Fever's first double-double rookie debut since 2002: 16 points, 10 assists, steals and blocks.



Coretta Brown (2003) and Tan White (2005) scored the most points in a game by a Fever rookie not named Tamika Catchings. While Catchings owns the top four rookie marks, Brown and White each netted 26 points in road games during their rookie seasons.



Natasha Howard (2014) produced the Fever's first double-double rookie debut since 2002: 16 points, 10 boards and a club-record six blocks.



Tiffany Mitchell (2016) set rookie free throw records and was the second-leading rookie scorer in franchise history.

FEVER TOP SCORING PERFORMANCES

PLAYER	FG-A	3FG-A	FT-A	TP
Katie Douglas vs. Washington, 7/28/09.....	9-19	1-7	15-16	33
Erica Wheeler at New York, 8/8/17.....	12-18	7-11	2-2	34
Shavonte Zellous vs. Tulsa, 6/25/14.....	12-17	2-4	7-8	33
Tamika Catchings vs. New York, 8/13/11.....	7-12	1-4	17-19	32
Katie Douglas vs. Connecticut, 7/30/09.....	10-21	2-6	10-12	32
Tamika Catchings at New York, 8/22/03.....	11-20	4-8	6-6	32
Tamika Catchings vs. Orlando, 8/7/02.....	13-20	5-9	1-1	32
Tamika Catchings vs. New York, 6/8/02.....	7-15	4-7	14-16	32
Candice Dupree vs. Minnesota, 8/6/17.....	15-21	0-0	1-1	31
Tamika Catchings vs. Connecticut, 6/8/12.....	10-15	6-9	5-5	31
Tamika Catchings vs. New York, 7/10/03.....	11-20	5-8	4-6	31
Olympia Scott vs. Utah, 7/10/02.....	11-17	0-0	9-11	31
Katie Douglas vs. Phoenix, 9/9/12.....	12-18	2-6	4-5	30
Katie Douglas vs. Atlanta, 9/11/11.....	11-18	5-8	3-4	30
Tamika Catchings vs. Atlanta, 8/6/10.....	10-20	0-3	10-11	30
Tamika Catchings at New York, 6/13/06.....	10-19	3-5	7-10	30
Tamika Catchings at Connecticut, 9/19/04.....	9-15	2-3	10-12	30
Tamika Catchings at Washington, 7/29/03.....	9-21	5-11	7-7	30
Nikki McCray at Portland, 6/20/02.....	11-13	2-3	6-7	30
Tamika Catchings at New York, 8/10/14.....	11-19	4-5	3-6	29
Shavonte Zellous vs. Phoenix, 6/8/13.....	10-13	6-7	3-4	29
Katie Douglas vs. Atlanta, 8/18/12.....	11-16	7-9	0-0	29
Tamika Catchings vs. Phoenix, 8/13/10.....	10-16	4-6	5-5	29
Katie Douglas at Seattle, 6/25/10.....	9-14	3-5	8-10	29
Anna DeForge vs. Connecticut, 8/15/07.....	11-19	5-9	2-2	29
Tamika Whitmore vs. Charlotte, 6/18/06.....	10-16	1-1	8-8	29
Tamika Catchings at Washington, 7/24/03.....	9-13	4-6	7-8	29
Tamika Catchings vs. Charlotte, 6/17/03.....	8-17	1-5	12-13	29
Monica Maxwell vs. Los Angeles, 6/28/00.....	9-18	4-8	7-8	29
Tamika Catchings vs. Tulsa, 6/28/13.....	9-18	1-3	9-9	28
Katie Douglas at Phoenix, 8/8/10.....	11-17	3-7	3-3	28
Tamika Catchings at Chicago, 5/22/10.....	11-17	1-3	5-8	28
Katie Douglas at Phoenix, 8/8/09.....	8-27	6-11	6-6	28
Tamika Catchings at Washington, 7/21/09.....	6-15	2-4	14-14	28
Katie Douglas at New York, 6/26/09.....	11-27	5-13	1-1	28
Tamika Catchings vs. Phoenix, 5/24/05.....	6-13	1-3	15-17	28
Tamika Catchings at Washington, 8/6/02.....	10-20	5-12	3-5	28
Tamika Catchings vs. Seattle, 6/12/16.....	9-14	1-5	8-9	27
Tamika Catchings vs. Phoenix, 6/12/15.....	9-17	1-1	8-10	27
Tamika Catchings vs. Los Angeles, 7/12/12.....	8-16	1-3	10-10	27
Katie Douglas vs. New York, 6/10/11.....	10-18	6-11	1-2	27
Tamika Catchings at Minnesota, 6/6/10.....	7-9	3-3	10-10	27
Tamika Catchings vs. Phoenix, 9/2/09.....	9-18	3-7	6-7	27
Tamika Catchings vs. Los Angeles, 7/22/06.....	12-20	0-4	3-6	27
Tamika Catchings vs. Charlotte, 6/18/06.....	9-16	4-6	5-6	27
Tamika Catchings at Detroit, 6/2/02.....	7-10	1-3	12-12	27
Candice Dupree at Washington, 8/12/17.....	12-18	0-0	2-2	26
Tamika Catchings at Chicago, 6/29/16.....	7-11	3-4	9-9	26
Tamika Catchings at Connecticut, 6/30/15.....	9-10	4-4	4-4	26
Tamika Catchings at San Antonio, 9/7/12.....	9-16	3-4	5-5	26
Katie Douglas vs. Phoenix, 6/28/11.....	9-15	6-9	2-3	26
Tamika Catchings at San Antonio, 8/16/11.....	9-15	1-3	7-8	26
Tamika Catchings at Connecticut, 8/15/10.....	7-15	2-3	10-10	26
Tammy Sutton-Brown vs. Phoenix, 9/14/08.....	9-13	0-0	8-12	26
Tamika Catchings at Washington, 9/2/08.....	8-17	4-9	6-8	26
Ebony Hoffman at New York, 6/26/08.....	11-19	3-4	1-1	26
Katie Douglas at Detroit, 5/21/08.....	7-11	3-6	9-9	26
Tamika Whitmore at Chicago, 7/21/07.....	11-16	1-3	3-3	26
Tamika Catchings at Detroit, 6/16/07.....	5-10	2-3	14-16	26
Tamika Whitmore vs. San Antonio, 8/5/06.....	11-23	2-6	2-5	26
Anna DeForge at Los Angeles, 7/7/06.....	11-17	4-5	0-0	26
Tamika Whitmore at Phoenix, 6/23/06.....	10-17	0-1	6-6	26
Tamika Catchings vs. Washington, 6/7/06.....	8-15	2-4	8-8	26
Tamika Whitmore at Minnesota, 6/2/06.....	11-19	1-1	3-3	26
Tamika Catchings vs. Houston, 7/7/05.....	10-17	1-4	5-5	26
Tan White at Seattle, 6/4/05.....	10-19	5-9	1-1	26
Tamika Catchings vs. Phoenix, 7/2/03.....	7-18	3-6	9-11	26
Coretta Brown at Connecticut, 6/26/03.....	8-12	5-6	5-6	26



KATIE DOUGLAS | 34 Points



ERICA WHEELER | 33 Points



SHAVONTE ZELLOUS | 33 Points



TAMIKA CATCHINGS | 32 Points



CANDICE DUPREE | 31 Points



OLYMPIA SCOTT | 31 Points

FEVER DOUBLE-DOUBLE PERFORMANCES

2017 (4)

Candice Dupree vs. San Antonio, 9/2/17 (19 points, 13 rebounds)
Candice Dupree vs. Minnesota, 8/30/17 (15 points, 10 rebounds)
Candice Dupree vs. Connecticut, 7/1/17 (14 points, 11 rebounds)
Candice Dupree vs. Seattle, 6/9/17 (16 points, 12 rebounds)

2016 (6)

Erlana Larkins vs. Atlanta, 7/15/16 (10 points, 11 rebounds)
Erlana Larkins at Phoenix, 7/8/16 (13 points, 10 rebounds)
Erlana Larkins vs. San Antonio, 7/1/16 (16 points, 17 rebounds)
Erlana Larkins vs. New York, 6/19/16 (10 points, 15 rebounds)
Erlana Larkins vs. Phoenix, 5/18/16 (11 points, 10 rebounds)
Erlana Larkins vs. Dallas, 5/14/16 (14 points, 13 rebounds)

2015 (8)

Tamika Catchings at Tulsa, 8/30/15 (22 points, 13 rebounds)
Tamika Catchings vs. Los Angeles, 8/26/15 (10 points, 10 rebounds)
Erlana Larkins vs. Connecticut, 8/2/15 (10 points, 13 rebounds)
Tamika Catchings vs. Tulsa, 7/15/15 (11 points, 11 rebounds)
Shenise Johnson vs. Washington, 7/2/15 (16 points, 11 rebounds)
Tamika Catchings at Connecticut, 6/30/15 (26 points, 10 rebounds)
Tamika Catchings at Atlanta, 6/16/15 (11 points, 10 rebounds)
Tamika Catchings vs. Phoenix, 6/12/15 (27 points, 13 rebounds)

2014 (13)

Erlana Larkins vs. Minnesota, 8/5/14 (13 points, 11 rebounds)
Erlana Larkins at Los Angeles, 7/28/14 (10 points, 10 rebounds)
Erlana Larkins vs. Atlanta, 7/12/14 (10 points, 11 rebounds)
Tamika Catchings at Tulsa, 7/8/14 (23 points, 11 rebounds)
Marissa Coleman vs. Phoenix, 6/27/14 (15 points, 10 rebounds)
Erlana Larkins vs. Phoenix, 6/27/14 (12 points, 11 rebounds)
Erlana Larkins at Chicago, 6/20/14 (13 points, 11 rebounds)
Lynetta Kizer at Connecticut, 6/17/14 (13 points, 10 rebounds)
Erlana Larkins vs. Seattle, 6/11/14 (17 points, 11 rebounds)
Erlana Larkins vs. Connecticut, 5/29/14 (14 points, 10 rebounds)
Erlana Larkins at Atlanta, 5/25/14 (13 points, 22 rebounds)
Erlana Larkins vs. Atlanta, 5/17/14 (17 points, 13 rebounds)
Natasha Howard at Chicago, 5/16/14 (16 points, 10 rebounds)

2013 (13)

Tamika Catchings vs. New York, 9/13/13 (23 points, 10 rebounds)
Erlana Larkins at Chicago, 9/6/13 (13 points, 12 rebounds)
Tamika Catchings at Chicago, 9/6/13 (10 points, 10 rebounds)
Erlana Larkins at Atlanta, 9/4/13 (10 points, 17 rebounds)
Tamika Catchings at New York, 8/30/13 (22 points, 10 rebounds)
Tamika Catchings at Minnesota, 8/24/13 (22 points, 10 rebounds)
Erlana Larkins vs. Los Angeles, 8/8/13 (11 points, 13 rebounds)
Tamika Catchings vs. Chicago, 8/3/13 (17 points, 10 rebounds)
Tamika Catchings at Washington, 7/21/13 (23 points, 10 rebounds)
Jessica Breland vs. Seattle, 6/30/13 (10 points, 10 rebounds)
Karima Christmas at Atlanta, 6/25/13 (16 points, 10 rebounds)
Tamika Catchings vs. Phoenix, 6/8/13 (14 points, 10 rebounds)
Erlana Larkins vs. Atlanta, 5/31/13 (10 points, 10 rebounds)

2012 (11)

Tamika Catchings vs. Tulsa, 9/23/12 (20 points, 10 rebounds)
Tamika Catchings at Minnesota, 9/17/12 (19 points, 10 rebounds)
Tamika Catchings vs. Minnesota, 9/14/12 (14 points, 12 rebounds)
Tamika Catchings at San Antonio, 9/7/12 (26 points, 11 rebounds)
Tamika Catchings vs. Chicago, 9/1/12 (17 points, 10 rebounds)
Tamika Catchings at Seattle, 8/23/12 (18 points, 11 rebounds)
Tamika Catchings vs. Washington, 8/16/12 (14 points, 14 rebounds)
Tamika Catchings vs. San Antonio, 7/5/12 (17 points, 15 rebounds)
Tamika Catchings vs. Connecticut, 6/21/12 (13 points, 10 rebounds)
Tamika Catchings at Atlanta, 5/27/12 (25 points, 12 rebounds)
Jessica Davenport vs. Atlanta, 5/19/12 (18 points, 10 rebounds)

2011 (6)

Tamika Catchings vs. Washington, 9/7/11 (17 points, 10 rebounds)
Jessica Davenport at Connecticut, 7/28/11 (10 points, 10 rebounds)
Tamika Catchings at Connecticut, 7/17/11 (18 points, 15 rebounds)
Tamika Catchings vs. Connecticut, 6/25/11 (13 points, 12 rebounds)
Tamika Catchings at Phoenix, 6/19/11 (17 points, 15 rebounds)
* Briann January vs. Tulsa, 6/14/11 (12 points, 10 assists)

2010 (8)

Tamika Catchings vs. Minnesota, 8/22/10 (17 points, 14 rebounds)
Tamika Catchings at Los Angeles, 8/10/10 (11 points, 11 rebounds)
Tamika Catchings at Phoenix, 8/8/10 (24 points, 10 rebounds)
Tamika Catchings vs. Chicago, 7/27/10 (16 points, 10 rebounds)
Tamika Catchings at New York, 7/18/10 (22 points, 10 rebounds)
Tamika Catchings vs. Atlanta, 7/16/10 (23 points, 11 rebounds)
Tamika Catchings vs. Connecticut, 6/13/10 (18 points, 13 rebounds)
Tamika Catchings at Tulsa, 5/29/10 (15 points, 10 rebounds)

2009 (14)

Tamika Catchings at Chicago, 9/10/09 (16 points, 10 rebounds)
Tamika Catchings at New York, 9/8/09 (17 points, 10 rebounds)
Tammy Sutton-Brown vs. Washington, 9/6/09 (13 points, 11 rebounds)
Tamika Catchings at Detroit, 9/4/09 (14 points, 13 rebounds)
Tamika Catchings vs. Phoenix, 9/2/09 (27 points, 12 rebounds)
Ebony Hoffman at Minnesota, 8/13/09 (24 points, 10 rebounds)
Katie Douglas at Phoenix, 8/8/09 (28 points, 10 rebounds)
Ebony Hoffman vs. Washington, 7/28/09 (10 points, 10 rebounds)
Tamika Catchings at Washington, 7/21/09 (28 points, 10 rebounds)
Tammy Sutton-Brown vs. Connecticut, 7/2/09 (14 points, 14 rebounds)
Tamika Catchings vs. New York, 6/27/09 (13 points, 11 rebounds)
Tamika Catchings at New York, 6/26/09 (24 points, 11 rebounds)
Ebony Hoffman at New York, 6/26/09 (17 points, 14 rebounds)
Tammy Sutton-Brown vs. Seattle, 6/9/09 (10 points, 10 rebounds)

2008 (13)

Ebony Hoffman at Minnesota, 9/9/08 (10 points, 10 rebounds)
Tammy Sutton-Brown at Minnesota, 9/9/08 (19 points, 11 rebounds)
Tamika Catchings at Atlanta, 9/8/08 (20 points, 10 rebounds)
Tamika Catchings at Detroit, 9/5/08 (20 points, 10 rebounds)
Tammy Sutton-Brown at Chicago, 7/22/08 (14 points, 10 rebounds)
Tamika Catchings vs. Atlanta, 7/16/08 (18 points, 12 rebounds)
Tammy Sutton-Brown vs. Chicago, 7/2/08 (11 points, 12 rebounds)
Tammy Sutton-Brown at New York, 6/26/08 (23 points, 15 rebounds)
Ebony Hoffman vs. Sacramento, 6/24/08 (23 points, 13 rebounds)
Ebony Hoffman vs. San Antonio, 6/15/08 (10 points, 10 rebounds)
Tammy Sutton-Brown at Atlanta, 6/13/08 (16 points, 12 rebounds)
Tan White vs. Los Angeles, 5/29/08 (20 points, 10 rebounds)
Ebony Hoffman vs. Los Angeles, 5/29/08 (10 points, 11 rebounds)

2007 (10)

Tammy Sutton-Brown vs. Connecticut, 8/15/07 (19 points, 10 rebounds)
Tamika Whitmore vs. Washington, 7/31/07 (17 points, 15 rebounds)
Tamika Catchings vs. Chicago, 7/18/07 (22 points, 13 rebounds)
* Tamika Catchings vs. Chicago, 7/8/07 (16 points, 11 assists)
Jurgita Streimikyte at Los Angeles, 7/5/07 (17 points, 11 rebounds)
Tamika Catchings at Detroit, 6/16/07 (26 points, 14 rebounds)
Tamika Catchings vs. Phoenix, 6/15/07 (17 points, 15 rebounds)
Tamika Catchings vs. Seattle, 6/13/07 (14 points, 10 rebounds)
Tammy Sutton-Brown vs. New York, 6/10/07 (22 points, 13 rebounds)
Tamika Catchings at Washington, 6/8/07 (24 points, 12 rebounds)

2006 (7)

Tamika Catchings vs. Connecticut, 8/9/06 (14 points, 12 rebounds)
Tamika Catchings vs. Houston, 7/16/06 (11 points, 10 rebounds)
Tamika Catchings vs. Detroit, 6/29/06 (17 points, 13 rebounds)
Tamika Catchings vs. Charlotte, 6/18/06 (27 points, 13 rebounds)
Tamika Catchings vs. Washington, 6/7/06 (26 points, 11 rebounds)
Tamika Catchings vs. Detroit, 5/20/06 (16 points, 14 rebounds)
Ebony Hoffman vs. Detroit, 5/20/06 (13 points, 13 rebounds)

2005 (10)

Tamika Catchings vs. Charlotte, 8/20/05 (18 points, 16 rebounds)
Natalie Williams vs. Charlotte, 8/20/05 (11 points, 10 rebounds)
Tamika Catchings vs. Connecticut, 8/6/05 (17 points, 13 rebounds)
Tamika Catchings at New York, 7/31/05 (10 points, 10 rebounds)
Tamika Catchings vs. Washington, 7/29/05 (22 points, 11 rebounds)
Tamika Catchings at Connecticut, 7/26/05 (13 points, 10 rebounds)
Tamika Catchings at Minnesota, 7/19/05 (12 points, 11 rebounds)
Tamika Catchings vs. Detroit, 7/15/05 (20 points, 14 rebounds)
Tamika Catchings at Washington, 6/18/05 (20 points, 15 rebounds)
Tamika Catchings vs. Detroit, 6/15/05 (20 points, 16 rebounds)

2004 (12)

Tamika Catchings at Minnesota, 9/3/04 (12 points, 10 rebounds)
Natalie Williams at Washington, 9/1/04 (16 points, 12 rebounds)
Tamika Catchings at Houston, 7/31/04 (18 points, 13 rebounds)
Tamika Catchings at Seattle, 7/22/04 (15 points, 10 rebounds)
* Stephanie White vs. Houston, 7/14/04 (11 points, 10 assists)
Natalie Williams at Connecticut, 7/6/04 (16 points, 15 rebounds)
Tamika Catchings vs. Phoenix, 7/3/04 (19 points, 13 rebounds)
Natalie Williams at Charlotte, 6/26/04 (11 points, 11 rebounds)
Tamika Catchings vs. New York, 6/19/04 (25 points, 12 rebounds)
Natalie Williams at New York, 6/11/04 (10 points, 10 rebounds)
Deanna Jackson vs. Washington, 5/23/04 (14 points, 12 rebounds)
Natalie Williams vs. New York, 5/21/04 (11 points, 12 rebounds)

2003 (20)

Natalie Williams vs. Connecticut, 8/25/03 (20 points, 10 rebounds)
Natalie Williams vs. Cleveland, 8/23/03 (15 points, 11 rebounds)
Tamika Catchings at New York, 8/22/03 (32 points, 14 rebounds)
Natalie Williams vs. Charlotte, 8/16/03 (15 points, 17 rebounds)
Tamika Catchings vs. Washington, 8/12/03 (20 points, 15 rebounds)
* Tamika Catchings at Cleveland, 8/10/03 (21 points, 10 assists)
Tamika Catchings vs. Houston, 8/7/03 (20 points, 13 rebounds)
Natalie Williams vs. Houston, 8/7/03 (14 points, 10 rebounds)
Tamika Catchings at Connecticut, 8/3/03 (14 points, 11 rebounds)
Natalie Williams at Washington, 7/29/03 (21 points, 13 rebounds)
Tamika Catchings vs. Detroit, 7/16/03 (22 points, 13 rebounds)
Tamika Catchings at Cleveland, 6/29/03 (19 points, 10 rebounds)
Tamika Catchings at Connecticut, 6/26/03 (25 points, 16 rebounds)
Natalie Williams at Detroit, 6/24/03 (14 points, 11 rebounds)
Natalie Williams at Minnesota, 6/21/03 (12 points, 10 rebounds)
Natalie Williams vs. Connecticut, 6/20/03 (18 points, 11 rebounds)
Tamika Catchings vs. Charlotte, 6/17/03 (29 points, 10 rebounds)
Natalie Williams at Sacramento, 6/14/03 (24 points, 11 rebounds)
Tamika Catchings at Sacramento, 6/14/03 (11 points, 10 rebounds)
Tamika Catchings vs. Washington, 5/31/03 (15 points, 11 rebounds)

2002 (16)

Tamika Catchings at Detroit, 8/9/02 (21 points, 12 rebounds)
Tamika Catchings vs. Orlando, 8/7/02 (32 points, 12 rebounds)
* Coqueuse Washington vs. Orlando, 8/7/02 (10 points, 11 assists)
Tamika Catchings at Washington, 8/6/02 (28 points, 10 rebounds)
Olympia Scott at Washington, 8/6/02 (15 points, 10 rebounds)
Tamika Catchings vs. Charlotte, 8/3/02 (14 points, 15 rebounds)
Tamika Catchings at Sacramento, 8/3/02 (24 points, 11 rebounds)
Tamika Catchings vs. New York, 7/19/02 (21 points, 12 rebounds)
Olympia Scott vs. Los Angeles, 7/17/02 (12 points, 10 rebounds)
Olympia Scott vs. Miami, 7/12/02 (14 points, 11 rebounds)
Tamika Catchings vs. Cleveland, 7/8/02 (24 points, 10 rebounds)
Tamika Catchings vs. Sacramento, 6/28/02 (21 points, 12 rebounds)
Tamika Catchings at Utah, 6/18/02 (14 points, 11 rebounds)
Tamika Catchings vs. New York, 6/8/02 (32 points, 14 rebounds)
Tamika Catchings at Washington, 6/7/02 (15 points, 11 rebounds)
Tamika Catchings vs. Detroit, 6/1/02 (23 points, 13 rebounds)

2001 (7)

* Rita Williams vs. Detroit, 8/12/01 (20 points, 10 assists)
Jurgita Streimikyte vs. Utah, 7/18/01 (12 points, 11 rebounds)
Angie Brazier at Houston, 7/6/01 (10 points, 10 rebounds)
Olympia Scott vs. Detroit, 6/22/01 (14 points, 10 rebounds)
Olympia Scott vs. Minnesota, 6/16/01 (13 points, 10 rebounds)
Olympia Scott at Minnesota, 6/12/01 (12 points, 10 rebounds)
Monica Maxwell vs. Seattle, 6/4/01 (11 points, 12 rebounds)

2000 (5)

Kara Wolters vs. Detroit, 8/7/00 (14 points, 10 rebounds)
Monica Maxwell vs. Charlotte, 7/22/00 (18 points, 10 rebounds)
Kara Wolters at Orlando, 7/6/00 (16 points, 10 rebounds)
Kara Wolters at Houston, 6/24/00 (18 points, 10 rebounds)
Alicia Thompson vs. Orlando, 6/3/00 (22 points, 15 rebounds)

* indicates double-double in points and assists

OPPONENT TEAM RECORDS

MOST POINTS SCORED

SEASON
2865 (84.3 per game) in 2017
2749 (80.9) in 2016
2577 (75.8) in 2015
2554 (75.1) in 2014
2518 (74.1) in 2010

GAME

111 at Minnesota, 8/18/17
111 at Detroit, 6/18/00
107 vs. Tulsa, 6/25/14
106 at Chicago, 8/4/15
106 vs. Phoenix, 9/2/09
102 at New York, 3OT, 6/26/08
100 at Washington, 8/12/17
98 vs. Phoenix, OT, 6/7/17
98 vs. Chicago, 6/14/15
96 vs. Minnesota, 6/7/09

HALF

68 at Minnesota (1st), 8/18/17
66 at Detroit (2nd), 6/18/00
60 vs. San Antonio (2nd), 7/5/12
60 vs. Minnesota (1st), 6/7/09
58 vs. Tulsa (2nd), OT, 6/25/14
57 at Chicago (1st), 8/4/15
56 vs. Washington (2nd), 8/27/16
56 at Connecticut (2nd), 6/17/14

QUARTER

37 at Minnesota (1st), 8/18/17
34 at Connecticut (3rd), 6/17/14
34 vs. Minnesota (1st), 6/7/09
32 vs. Washington (4th), 8/27/16
32 at Seattle (2nd), 7/10/16
32 vs. Atlanta (2nd), 7/12/14
32 vs. Phoenix (3rd), 9/2/09
OVERTIME
20 vs. Phoenix, OT, 6/7/17
19 at Houston (2nd), 2OT, 5/29/05
17 at New York, OT, 9/16/04
16 at New York (1st), 3OT, 6/26/08

HIGHEST SCORING AVERAGE

SEASON
84.3 (2865 points) in 2017
80.9 (2749) in 2016
75.8 (2577) in 2015
75.1 (2554) in 2014
74.1 (2518) in 2010

FEWEST POINTS SCORED

SEASON
2129 (66.5 per game) in 2002
2133 (62.7) in 2005

GAME

42 vs. Washington, 9/4/04
44 at New York, 8/8/06
45 vs. Washington, 7/6/02
45 vs. Seattle, 7/14/00

GAME, SINCE 24-SEC. SHOT CLOCK IN 2006

44 at New York, 8/8/06
46 at Connecticut, 5/27/08
48 vs. Seattle, 9/12/12
50 at Washington, 7/8/08
50 vs. Washington, 7/2/15

HALF

14 at Washington (1st), 7/8/08
15 vs. Connecticut (1st), 9/1/15
16 vs. Washington (2nd), 7/2/15
16 at Washington (1st), 7/21/13
17 at San Antonio (1st), 5/23/06

QUARTER

4 vs. Seattle (2nd), 6/13/07
5 at Minnesota (4th), 5/27/16
5 at New York (3rd), 8/8/06
5 at San Antonio (2nd), 5/23/06
OVERTIME

1 vs. Connecticut, OT, 7/30/09
4 at New York (2nd), 3OT, 6/26/08
4 vs. Los Angeles (1st), 2OT, 5/29/08
4 vs. Detroit, OT, 6/15/05
4 at Houston (1st), 2OT, 5/29/05

LOWEST SCORING AVERAGE

SEASON
62.7 (2133 points) in 2005
66.0 (2245) in 2004

MOST FG MADE

SEASON
1034 in 2017
995 in 2016
945 in 2015
925 in 2012
923 in 2014

GAME

43 at Chicago, 8/4/15
42 at Minnesota, 8/18/17
41 vs. Phoenix, 9/2/09
39 vs. Tulsa, 6/25/14
38 vs. Chicago, 6/14/15

FEWEST FG MADE

SEASON
775 in 2005
804 in 2004
804 in 2002
GAME
12 at Minnesota, 6/6/10
15 at Charlotte, 7/23/05
16, five times (last at Chicago, 7/6/10)

MOST FG ATTEMPTED

SEASON
2192 in 2007
2186 in 2017
2182 in 2011
2154 in 2012
GAME
86 at Phoenix, OT, 6/19/11
86 vs. Los Angeles, 2OT, 5/29/08
85 vs. Minnesota, 8/22/10
85 at New York, 3OT, 6/26/08

FEWEST FG ATTEMPTED

SEASON
1798 in 2005
1817 in 2002
GAME
41 vs. Charlotte, 8/20/05
43, three times (last vs. San Antonio, 7/21/05)

HIGHEST FG PERCENTAGE

SEASON
.473 (1034-2186) in 2017
.467 (995-2132) in 2016
.4492 (853-1899) in 2001
.4491 (839-1868) in 2000
.443 (923-2084) in 2014
GAME
.6324 at Chicago (43-68), 8/4/15
.6316 at Los Angeles (36-57), 8/16/13
.6316 vs. Minnesota (36-57), 6/7/09
.615 at New York (32-52), 6/5/07
.614 at Seattle (35-57), 5/28/17

LOWEST FG PERCENTAGE

SEASON
.402 (881-2192) in 2007
.416 (885-2128) in 2010
.419 (891-2127) in 2008
GAME
.207 at Minnesota (12-58), 6/6/10
.242 vs. San Antonio (16-66), 7/23/03
.262 at Connecticut (17-65), 5/27/08

MOST 3-POINT FG MADE

SEASON
209 in 2017
181 in 2010
179 in 2011
178 in 2012
177 in 2016
GAME
12 vs. New York, 8/3/10
12 at Connecticut, 2OT, 6/26/03
11 vs. Connecticut, 7/13/11

FEWEST 3-POINT FG MADE

SEASON
109 in 2000
121 in 2004
123 in 2005

MOST 3-POINT FG ATTEMPTED

SEASON
547 in 2010
537 in 2012
534 in 2017
534 in 2011
GAME
28 at Phoenix, OT, 6/19/11
28 at Connecticut, 6/11/10
27 at New York, OT, 7/18/10
27 vs. Connecticut, OT, 7/30/09
27 at Connecticut, 2OT, 6/26/03

FEWEST 3-POINT FG ATTEMPTED

SEASON
352 in 2004
358 in 2000
GAME
2 at Los Angeles, 7/28/14
2 at Detroit, 7/17/05
3 vs. Los Angeles, 8/8/13
3 vs. San Antonio, 9/10/04
3 at Washington, 7/1/04
3 vs. Utah, 7/18/01

HIGHEST 3-POINT FG PERCENTAGE

SEASON
.391 (209-534) in 2017
.373 (157-421) in 2003
.357 (131-367) in 2001
.348 (177-509) in 2016
.344 (121-352) in 2004
GAME
.857 at Connecticut (6-7), 7/26/05
.833 at Washington (5-6), OT, 7/29/03

LOWEST 3-POINT FG PERCENTAGE

SEASON
.301 (153-509) in 2015
.304 (109-358) in 2000
.305 (125-410) in 2014

MOST 3-POINT FG ATTEMPTS, NONE MADE

13 at Phoenix (0-13), 8/16/15
13 at Atlanta (0-13), 7/1/14
9 vs. Cleveland (0-9), 8/23/03
8 at Detroit (0-8), 5/21/08

MOST FT MADE

SEASON
588 in 2017
583 in 2014
582 in 2016
567 in 2010
540 in 2008
GAME
40 at Detroit, 6/18/00
35 at Connecticut, 9/19/04

FEWEST FT MADE

SEASON
359 in 2002
412 in 2001
413 in 2006
GAME
2 at New York, 8/30/12
2 vs. Seattle, 7/5/11
2 vs. Connecticut, 8/15/07
2 vs. New York, 8/27/05

MOST FT ATTEMPTED

SEASON
745 in 2014
742 in 2016
716 in 2010
714 in 2017
706 in 2008
GAME
54 at Detroit, 6/18/00
43 at Connecticut, 9/19/04

FEWEST FT ATTEMPTED

SEASON
503 in 2002
559 in 2006
GAME
2 vs. Connecticut, 8/15/07
3 at New York, 8/30/12
4 vs. Chicago, 6/10/16
4 vs. Seattle, 7/5/11
4 vs. New York, 8/27/05

HIGHEST FT PERCENTAGE

SEASON
.824 (588-714) in 2017
.793 (490-618) in 2013
.792 (567-716) in 2010
.784 (582-742) in 2016
.783 (583-745) in 2014
GAME
1.000 at San Antonio (19-19), 9/6/16
1.000 vs. Connecticut (13-13), 6/25/11
1.000 at San Antonio (13-13), 6/1/04
1.000 at New York (12-12), 6/11/11
.957 at Chicago (22-23), OT, 5/22/10
.947 vs. New York (18-19), 9/13/15
.947 vs. New York (18-19), 6/7/03

LOWEST FT PERCENTAGE

SEASON
.707 (412-583) in 2001
.714 (359-503) in 2002
GAME
.357 vs. Tulsa (5-14), 7/8/10
.385 vs. Portland (5-13), 6/27/01

MOST REBOUNDS

SEASON
1196 in 2017
1171 in 2008
1169 in 2012
1167 in 2009
GAME
50 at Atlanta, OT, 8/26/17
50 at Atlanta, 2OT, 6/6/09
48 at Chicago, 6/28/17
48 vs. Chicago, 6/10/16
48 at Chicago, 2OT, 8/7/07

FEWEST REBOUNDS

SEASON
932 in 2002
954 in 2000
GAME
17 at San Antonio, 6/1/04
18 at New York, 8/10/14
18 at Seattle, 6/21/02

MOST OFFENSIVE REBOUNDS

SEASON
369 in 2007
359 in 2011
356 in 2012
GAME
24 vs. Washington, 9/6/09
23 vs. Los Angeles, 7/12/12
21 vs. Connecticut, 7/10/14
21 vs. Detroit, 5/31/08

FEWEST OFFENSIVE REBOUNDS

SEASON
279 in 2005
281 in 2004
287 in 2015
GAME
1 vs. Seattle, 6/1/16
1 at Minnesota, 6/22/14
1 at New York, 6/5/07
1 vs. Los Angeles, 7/22/06
2, four times (last: at Chicago, 6/18/17)

MOST DEFENSIVE REBOUNDS

SEASON
897 in 2017
849 in 2009
839 in 2013
833 in 2008
GAME
39 vs. Chicago, 6/14/15
38 at Atlanta, 2OT, 6/6/09
37 at Atlanta, OT, 8/26/17
37 vs. Los Angeles, 2OT, 5/29/08

FEWEST DEFENSIVE REBOUNDS

SEASON
633 in 2000
644 in 2002
GAME
10 at New York, 6/11/11
10 vs. Washington, 9/4/04
11 vs. New York, 7/19/02

MOST ASSISTS

SEASON
602 in 2017
585 in 2001
581 in 2016
570 in 2002
GAME
29 at Minnesota, 8/18/17
29 at Connecticut, 9/13/09
29 at Los Angeles, 8/6/01
28 at Minnesota, 6/2/06

FEWEST ASSISTS

SEASON
435 in 2005
475 in 2007
477 in 2008
GAME
5 vs. Chicago, 8/3/13
5 vs. Washington, 7/31/07
5 at New York, 8/8/06
5 at San Antonio, 8/11/05
5 at Charlotte, 6/26/04

MOST STEALS

SEASON
294 in 2008
282 in 2010
280 in 2007
GAME
20 at Detroit, 6/18/00
17 vs. New York, 6/10/07
16, five times (last vs. San Antonio, OT, 7/1/16)

FEWEST STEALS

SEASON
225 in 2017
226 in 2002
227 in 2003
GAME
0 at Detroit, 8/11/07
1 at San Antonio, 7/26/14
1 at Detroit, 6/16/06
1 vs. Utah, 7/10/02

MOST BLOCKED SHOTS

SEASON
179 in 2014
171 in 2013
170 in 2003
168 in 2012
GAME
13 at Chicago, 8/4/15
12 vs. Phoenix, 6/27/14
12 vs. Los Angeles, 2OT, 5/29/08

FEWEST BLOCKED SHOTS

SEASON
75 in 2000
105 in 2006

MOST PERSONAL FOULS

SEASON
703 in 2015
700 in 2009
687 in 2010
685 in 2006
GAME
34 vs. Minnesota, OT, 8/22/10
34 vs. Washington, 6/3/07
34 vs. Detroit, 5/20/06
32 vs. Phoenix, OT, 7/1/01

FEWEST PERSONAL FOULS

SEASON
603 in 2004
604 in 2013
GAME
8 at New York, 9/8/09
10 vs. Connecticut, 6/21/12
10 at Chicago, 7/10/09
10 at Los Angeles, 8/4/01
10 at New York, 7/20/03

MOST DISQUALIFICATIONS

SEASON
9 in 2002
8 in 2009
8 in 2006

FEWEST DISQUALIFICATIONS

SEASON
1 in 2011, 2004
2 in 2008, 2005

MOST TURNOVERS

SEASON
638 in 2009
617 in 2006
610 in 2007
GAME
28 at Seattle, 7/9/06
27 vs. Phoenix, 7/8/16
27 vs. Atlanta, 2OT, 5/17/14
27 at Atlanta, 2OT, 6/6/09
27 vs. San Antonio, 8/5/06

FEWEST TURNOVERS

SEASON
466 in 2004
466 in 2001
470 in 2002
GAME
5 at Phoenix, 8/2/14
5 at Miami, 6/30/02
6 vs. Washington, 8/20/17
6 vs. Phoenix, 6/15/07
6 at Sacramento, 8/3/01

OPPONENT INDIVIDUAL RECORDS

MOST POINTS

- 40 Cappie Pondexter, at New York, OT, 7/18/10
- 38 Brittney Griner, vs. Phoenix, OT, 6/7/17
- 35 Maya Moore, at Minnesota, 8/24/13
- 34 Diana Taurasi, at Phoenix, 7/19/17
- 34 Candace Parker, vs. Los Angeles, 7/15/14
- 34 Chamique Holdsclaw, at Washington, 7/24/03
- 33 Cappie Pondexter, vs. New York, 6/7/10/12
- 33 Lindsey Harding, vs. Washington, 7/30/10
- 32 Brittney Griner, at Phoenix, 5/17/17
- 32 Breanna Stewart, vs. Seattle, 7/10/16
- 32 Diana Taurasi, vs. Phoenix, 5/18/16
- 32 Skylar Diggins, vs. Tulsa, OT, 6/25/14
- 32 Angel McCoughtry, vs. Atlanta, 9/11/11
- 32 Diana Taurasi, at Phoenix, OT, 6/19/11
- 32 Nykesha Sales, vs. Connecticut, 8/15/07
- 32 Deanna Nolan, vs. Detroit, OT, 6/15/05

MOST FG MADE

- 15 Brittney Griner, vs. Phoenix, OT, 6/7/17
- 15 Maya Moore, at Minnesota, 8/24/13
- 14 Cappie Pondexter, at New York, OT, 7/18/10
- 13 nine times (last by Brittney Griner, at Phoenix, 5/17/17)

MOST FG ATTEMPTED

- 24 Seimone Augustus, at Minnesota, 6/2/06
- 23 eight times (last by Riquana Williams, vs. Tulsa, 7/15/15)

HIGHEST FG PERCENTAGE

MINIMUM 6 FGA

- 1.000 Michelle Snow (9-9), at Houston, 2OT, 5/29/05
- 1.000 Erika de Souza (7-7), vs. San Antonio, 7/12/17
- 1.000 Erika de Souza (6-6), vs. Atlanta, 8/10/13
- 1.000 Mistie Mims (6-6), vs. Connecticut, 6/8/12
- .909 LaToya Thomas (10-11), at Cleveland, 6/29/03
- .900 Alysha Clark (9-10), at Seattle, 5/14/17
- .889 Deanna Nolan (8-9), at Detroit, 9/5/08

MOST 3-POINT FG MADE

- 7 Leilani Mitchell, vs. Phoenix, 6/12/15
- 6 eight times (last by Diana Taurasi at Phoenix, 7/19/17)

MOST 3-POINT FG ATTEMPTED

- 13 Diana Taurasi, vs. Phoenix, OT, 6/7/17
- 12 Diana Taurasi, at Phoenix, 7/19/17
- 12 Diana Taurasi, at Phoenix, OT, 6/19/11
- 11 Diana Taurasi, vs. Phoenix, 5/18/16
- 11 Diana Taurasi, vs. Phoenix, 6/8/13
- 10 seven times (last by Leilani Mitchell, vs. Phoenix, 6/12/15)

HIGHEST 3-POINT FG PERCENTAGE

MINIMUM 5 FGA

- 1.000 Tan White (5-5), vs. Connecticut, 7/13/11
- .857 Nicole Powell (6-7), vs. New York, 8/3/10
- .833 Tayler Hill (5-6), at Washington, 9/11/16
- .833 Sue Bird (5-6), vs. Seattle, 7/5/11
- .833 Leilani Mitchell (5-6), at New York, OT, 7/18/10
- .833 Shanna Crossley (5-6), vs. San Antonio, 8/27/09
- .833 Tina Thompson (5-6), vs. Houston, 6/7/08

MOST FT MADE

- 14 Tiffany Hayes, vs. Atlanta, 8/28/15
- 14 Angel McCoughtry, vs. Atlanta, 7/16/10
- 13 Chamique Holdsclaw, at Washington, 7/24/03
- 12 six times (last by Kayla McBride, vs. San Antonio, 7/12/17)

MOST FT ATTEMPTED

- 17 Angel McCoughtry, vs. Atlanta, 7/16/10
- 16 Angel McCoughtry, vs. Atlanta, 8/6/10
- 16 Chamique Holdsclaw, at Washington, 7/1/04
- 15 Tiffany Hayes, vs. Atlanta, 8/28/15
- 14 five times (last by Karima Christmas, at Dallas, 6/25/16)

HIGHEST FT PERCENTAGE

MINIMUM 10 FTA

- 1.000 Chamique Holdsclaw (13-13), at Washington, 7/24/03
- 1.000 Odyssey Sims (12-12) at Tulsa, 8/30/15
- 1.000 Lindsay Whalen (11-11), vs. Minnesota, 6/6/15
- 1.000 Lauren Jackson (11-11), at Seattle, 6/4/05
- 1.000 Odyssey Sims (10-10), vs. Dallas, 5/14/16
- 1.000 Angel McCoughtry (10-10), at Atlanta, 8/1/10
- 1.000 Sancho Lyttle (10-10), vs. Atlanta, 6/19/10
- 1.000 Katie Smith (10-10), vs. Detroit, 7/20/07

MOST REBOUNDS

- 21 Sancho Lyttle, vs. Atlanta, 2OT, 5/17/14
- 20 Nneka Ogumike, vs. Los Angeles, 7/12/12
- 20 Sancho Lyttle, vs. Atlanta, 6/19/10
- 20 Candice Dupree, at Chicago, 2OT, 8/7/07
- 18 Candice Dupree, at Phoenix, OT, 6/19/11
- 18 Sylvia Fowles, at Chicago, 7/6/10
- 18 Cheryl Ford, at Detroit, 6/16/06

MOST OFFENSIVE REBOUNDS

- 12 Nneka Ogumike, vs. Los Angeles, 7/12/12
- 9 Jessica Breland, at Chicago, 6/5/15
- 8 five times (last by Karima Christmas, at Dallas, 6/25/16)

MOST DEFENSIVE REBOUNDS

- 16 Sancho Lyttle, vs. Atlanta, 6/19/10
- 14 Sancho Lyttle, vs. Atlanta, 2OT, 5/17/14
- 14 Sylvia Fowles, at Chicago, 7/6/10
- 14 Ann Wauters, vs. San Antonio, 8/27/09
- 14 Candace Parker, vs. Los Angeles, 2OT, 5/29/08
- 14 Candice Dupree, at Chicago, 2OT, 8/7/07

MOST ASSISTS

- 13 Ticha Penicheiro, at Sacramento, 7/30/02
- 12 Teresa Weatherspoon, at New York, 6/30/00

MOST STEALS

- 8 Candace Parker, at Los Angeles, 8/18/15
- 8 Chamique Holdsclaw, at Washington, 7/20/00
- 7 Angel McCoughtry, at Atlanta, 6/25/13
- 6 seven times (last by Emma Meeseman, at Washington, 6/22/16)

MOST BLOCKED SHOTS

- 6 Elizabeth Williams, at Atlanta, 7/7/17
- 6 Brittney Griner, vs. Phoenix, 6/27/14
- 6 Jessica Breland, at Chicago, 5/16/14
- 6 Tina Charles, at Connecticut, 6/11/10
- 6 Alison Bales, at Atlanta, 5/16/10
- 6 Candace Parker, vs. Los Angeles, 2OT, 5/29/08
- 6 Tammy Sutton-Brown, vs. Charlotte, 7/28/04
- 6 Lisa Leslie, at Los Angeles, 7/19/04
- 6 Margo Dydek, at Utah, 7/29/00
- 5 14 times (last by Elizabeth Williams, at Connecticut, OT, 7/28/15)

MOST TURNOVERS

- 9 Kelly Miller, vs. Phoenix, 7/18/06
- 8 six times (last by Cappie Pondexter, vs. New York, 8/13/11)

OPPONENT TOP SCORING PERFORMANCES

PLAYER	FG-A	3FG-A	FT-A	TP
Cappie Pondexter, at New York, 7/18/10	14-21	5-9	7-8	40
Brittney Griner, vs. Phoenix, OT, 6/7/17	15-19	0-0	8-10	38
Maya Moore, at Minnesota, 8/24/13	15-21	3-4	2-3	35
Diana Taurasi, at Phoenix, 7/19/17	9-20	6-12	10-11	34
Candace Parker, vs. Los Angeles, 7/15/14	12-20	3-4	7-8	34
Chamique Holdsclaw, at Washington, 7/24/03	10-16	1-2	13-13	34
Cappie Pondexter, vs. New York, 7/10/12	13-19	2-3	5-5	33
Lindsey Harding, vs. Washington, 7/30/10	11-18	2-3	9-9	33
Brittney Griner, at Phoenix, 5/17/17	13-15	0-0	6-8	32
Breanna Stewart, at Seattle, 7/10/16	11-15	4-5	6-9	32
Diana Taurasi, vs. Phoenix, 5/18/16	9-18	5-11	9-11	32
Skylar Diggins, vs. Tulsa, OT, 6/25/14	9-21	3-5	11-13	32
Angel McCoughtry, at Atlanta, 9/11/11	9-14	2-3	12-14	32
Diana Taurasi, at Phoenix, OT, 6/19/11	10-23	3-12	9-12	32
Nykesha Sales, vs. Connecticut, 8/15/07	13-22	4-8	2-2	32
Deanna Nolan, vs. Detroit, 6/15/05	11-21	1-4	9-9	32
Riquana Williams, vs. Tulsa, 7/15/15	9-23	4-9	9-11	32
Moriah Jefferson, vs. San Antonio, 7/1/16	13-18	1-1	4-4	31
Elena Delle Donna, at Chicago, 6/5/15	11-20	0-3	9-10	31
Angel McCoughtry, vs. Atlanta, 8/6/10	9-17	1-4	12-16	31
Janel McCarville, at New York, 6/26/08	13-22	0-0	5-6	31
Seimone Augustus, at Minnesota, 6/2/06	13-24	1-3	4-5	31
Sheryl Swoopes, at Houston, 5/29/05	11-23	1-4	8-12	31
Tina Thompson, at Houston, 7/31/04	8-17	4-4	11-14	31
Odyssey Sims, at Tulsa, 8/30/15	8-15	2-4	12-12	30
Angel McCoughtry, at Atlanta, 9/4/13	9-16	0-3	12-14	30
Tina Charles, vs. Connecticut, 6/12/13	13-17	0-0	4-7	30
Cappie Pondexter, vs. New York, 8/13/11	12-21	2-6	4-6	30
Katie Douglas, vs. Connecticut, 6/22/07	10-18	4-6	6-7	30
Chamique Holdsclaw, at Washington, 7/20/00	12-18	0-0	6-8	30
Tari Phillips, at New York, 6/30/00	13-19	1-1	3-4	30

OPPONENT DOUBLE-DOUBLE PERFORMANCES

2017 (17)

Kayla McBride, vs. San Antonio, 9/2/17 (28 points, 11 rebounds)
 Sylvia Fowles, vs. Minnesota, 8/30/17 (12 points, 13 rebounds)
 Elizabeth Williams, at Atlanta, OT, 8/26/17 (15 points, 15 rebounds)
 Krystal Thomas, at Washington, 8/12/17 (20 points, 14 rebounds)
 Rebekkah Brunson, vs. Minnesota, 8/6/17 (15 points, 12 rebounds)
 * Courtney Vandersloot, vs. Chicago, 8/4/17 (18 points, 10 assists)
 Jonquel Jones, at Connecticut, 7/30/17 (14 points, 13 rebounds)
 Nneka Ogumike, at Los Angeles, 7/17/17 (14 points, 12 rebounds)
 Jonquel Jones, vs. Connecticut, 7/1/17 (29 points, 15 rebounds)
 Imani Boyette, at Chicago, 6/28/17 (12 points, 10 rebounds)
 Candace Parker, vs. Los Angeles, 6/24/17 (18 points, 13 rebounds)
 Jessica Breland, at Chicago, 6/18/17 (12 points, 11 rebounds)
 Krystal Thomas, at Washington, 6/11/17 (14 points, 14 rebounds)
 Glory Johnson, vs. Dallas, 6/3/17 (22 points, 13 rebounds)
 Candace Parker, vs. Los Angeles, 5/24/17 (19 points, 12 rebounds)
 Jonquel Jones, vs. Connecticut, 5/20/17 (19 points, 12 rebounds)
 Brittney Griner, at Phoenix, 5/17/17 (32 points, 10 rebounds)

2016 (7)

Tina Charles, vs. New York, 9/1/16 (22 points, 11 rebounds)
 Tina Charles, at New York, 7/21/16 (25 points, 13 rebounds)
 Nneka Ogumike, vs. Los Angeles, 7/19/16 (16 points, 14 rebounds)
 Breanna Stewart, at Seattle, 7/10/16 (32 points, 11 rebounds)
 Karima Christmas, at Dallas, 6/25/16 (21 points, 12 rebounds)
 Tina Charles, vs. New York, 6/19/16 (25 points, 15 rebounds)
 Imani Boyette, vs. Chicago, 6/10/16 (16 points, 10 rebounds)

2015 (11)

LaToya Sanders, at Washington, OT, 9/8/15 (13 points, 12 rebounds)
 Sylvia Fowles, at Minnesota, 9/4/15 (18 points, 14 rebounds)
 Rebekkah Brunson, at Minnesota, 9/4/15 (14 points, 11 rebounds)
 Candace Parker, vs. Los Angeles, 8/26/15 (15 points, 10 rebounds)
 Candace Parker, at Los Angeles, 8/18/15 (25 points, 10 rebounds)
 Sophia Young-Malcolm, at San Antonio, 7/21/15 (15 points, 10 rebounds)
 Emma Meeseaman, at Washington, 7/17/15 (14 points, 13 rebounds)
 LaToya Sanders, at Washington, 7/17/15 (14 points, 10 rebounds)
 Elena Delle Donne, vs. Chicago, 6/26/15 (14 points, 14 rebounds)
 Rebekkah Brunson, vs. Minnesota, 6/6/15 (16 points, 10 rebounds)
 Maya Moore, vs. Minnesota, 6/6/15 (16 points, 10 rebounds)

2014 (9)

Tina Charles, vs. New York, 8/14/14 (15 points, 10 rebounds)
 Sylvia Fowles, at Chicago, 7/22/14 (21 points, 10 rebounds)
 Sylvia Fowles, vs. Chicago, 7/17/14 (15 points, 11 rebounds)
 Erika de Souza, vs. Atlanta, 7/12/14 (13 points, 12 rebounds)
 Erika de Souza, vs. Atlanta, 6/29/14 (12 points, 13 rebounds)
 Courtney Paris, vs. Tulsa, OT, 6/25/14 (18 points, 11 rebounds)
 Tina Charles, vs. New York, 5/31/14 (22 points, 14 rebounds)
 Chiney Ogumike, vs. Connecticut, 5/29/14 (18 points, 15 rebounds)
 Sancho Lyttle, vs. Atlanta, 2OT, 5/17/14 (10 points, 21 rebounds)

2013 (11)

Mistie Bass, at Connecticut, 9/15/13 (16 points, 12 rebounds)
 Erika de Souza, at Atlanta, 9/4/13 (17 points, 15 rebounds)
 * Diana Taurasi, at Phoenix, 8/14/13 (12 points, 11 assists)
 Sylvia Fowles, at Chicago, 8/6/13 (14 points, 17 rebounds)
 Tina Charles, at Connecticut, 8/1/13 (22 points, 12 rebounds)
 Plenette Pierson, vs. New York, 7/23/13 (14 points, 11 rebounds)
 Alex Montgomery, vs. New York, 7/23/13 (11 points, 11 rebounds)
 Glory Johnson, vs. Tulsa, 6/28/13 (11 points, 11 rebounds)
 Tina Charles, vs. Connecticut, 6/12/13 (30 points, 10 rebounds)
 DeWanna Bonner, vs. Phoenix, 6/8/13 (24 points, 11 rebounds)
 Sancho Lyttle, vs. Atlanta, 5/31/13 (11 points, 11 rebounds)

2012 (12)

Tina Charles, at Connecticut, 9/19/12 (17 points, 12 rebounds)
 Sancho Lyttle, at Atlanta, 9/5/12 (10 points, 12 rebounds)
 Nneka Ogumike, at Los Angeles, 8/21/12 (12 points, 10 rebounds)
 Nneka Ogumike, vs. Los Angeles, 7/12/12 (22 points, 20 rebounds)
 Sylvia Fowles, vs. Chicago, 7/7/12 (24 points, 16 rebounds)
 Sylvia Fowles, at Chicago, 6/27/12 (19 points, 10 rebounds)
 Courtney Paris, at Tulsa, 6/23/12 (10 points, 11 rebounds)
 Crystal Langhorne, at Washington, 6/15/12 (22 points, 13 rebounds)
 Tina Charles, vs. Connecticut, 6/8/12 (12 points, 14 rebounds)
 Asjha Jones, vs. Connecticut, 6/8/12 (12 points, 12 rebounds)
 Sylvia Fowles, at Chicago, 5/25/12 (21 points, 10 rebounds)
 Sancho Lyttle, vs. Atlanta, 5/19/12 (18 points, 10 rebounds)

2011 (11)

Alison Bales, vs. Atlanta, 9/11/11 (15 points, 11 rebounds)
 Crystal Langhorne, vs. Washington, 9/7/11 (18 points, 15 rebounds)
 Tina Charles, at Connecticut, 9/2/11 (10 points, 16 rebounds)
 Sancho Lyttle, at Atlanta, 8/30/11 (14 points, 11 rebounds)
 Sylvia Fowles, at Chicago, 8/7/11 (21 points, 12 rebounds)
 Tina Charles, at Connecticut, 7/28/11 (13 points, 10 rebounds)
 Erika de Souza, at Atlanta, 7/19/11 (15 points, 11 rebounds)
 Tina Charles, at Connecticut, 7/17/11 (18 points, 14 rebounds)
 Tina Charles, vs. Connecticut, 7/13/11 (15 points, 11 rebounds)
 Tina Charles, vs. Connecticut, 6/25/11 (12 points, 11 rebounds)
 Candice Dupree, at Phoenix, OT, 6/19/11 (21 points, 18 rebounds)

2010 (13)

Erika de Souza, at Atlanta, 5/16/10 (14 points, 11 rebounds)
 Sylvia Fowles, at Chicago, 5/22/10 (22 points, 12 rebounds)
 Rebekkah Brunson, at Minnesota, 6/6/10 (10 points, 12 rebounds)
 Tina Charles, at Connecticut, 6/11/10 (12 points, 12 rebounds)
 Sancho Lyttle, vs. Atlanta, 6/19/10 (20 points, 20 rebounds)
 Sylvia Fowles, at Chicago, 6/27/10 (11 points, 17 rebounds)
 Crystal Langhorne, at Washington, 6/29/10 (14 points, 10 rebounds)
 Sylvia Fowles, at Chicago (26 points, 18 rebounds)
 Crystal Langhorne, at Washington, 7/24/10 (15 points, 13 rebounds)
 Janel McCarville, vs. New York, 8/3/10 (11 points, 10 rebounds)
 Tina Thompson, at Los Angeles, 8/10/10 (21 points, 13 rebounds)
 Tina Charles, at Connecticut, 8/15/10 (18 points, 13 rebounds)
 Taj McWilliams-Franklin, at New York, 8/17/10 (14 points, 10 rebounds)

2009 (12)

Nicole Powell, vs. Sacramento, 8/29/09 (19 points, 11 rebounds)
 Ann Wauters, vs. San Antonio, 8/27/09 (18 points, 14 rebounds)
 Rebekkah Brunson, at Sacramento, 8/20/09 (16 points, 10 rebounds)
 Nicole Powell, at Sacramento, 8/20/09 (14 points, 10 rebounds)
 Nicky Anosike, at Minnesota, 8/13/09 (14 points, 16 rebounds)
 Lisa Leslie, at Los Angeles, 8/10/09 (21 points, 11 rebounds)
 Candice Dupree, vs. Chicago, 8/5/09 (19 points, 13 rebounds)
 Sandrine Gruda, vs. Connecticut, 7/30/09 (19 points, 10 rebounds)
 Erika de Souza, vs. Atlanta, 7/17/09 (23 points, 14 rebounds)
 Candice Dupree, vs. Chicago, 7/15/09 (17 points, 10 rebounds)
 Lisa Leslie, vs. Los Angeles, 6/12/09 (21 points, 13 rebounds)
 Erika de Souza, at Atlanta, 6/6/09 (16 points, 17 rebounds)

2008 (9)

Rebekkah Brunson, at Sacramento, 7/26/08 (15 points, 10 rebounds)
 Nicky Anosike, vs. Minnesota, 7/24/08 (11 points, 10 rebounds)
 Jia Perkins, at Chicago, 7/22/08 (13 points, 10 rebounds)
 Candice Dupree, vs. Chicago, 7/2/08 (20 points, 13 rebounds)
 Sancho Lyttle, at Houston, 6/28/08 (15 points, 10 rebounds)
 Candace Parker, at Los Angeles, 6/22/08 (10 points, 10 rebounds)
 Ann Wauters, vs. San Antonio, 6/15/08 (19 points, 10 rebounds)
 Candace Parker, vs. Los Angeles, 5/29/08 (16 points, 16 rebounds)
 Nakia Sanford, vs. Washington, 5/17/08 (14 points, 11 rebounds)

2007 (8)

Deanna Nolan, at Detroit, 8/11/07 (26 points, 10 rebounds)
 Chasity Melvin, at Chicago, 8/7/07 (26 points, 10 rebounds)
 Tangela Smith, at Phoenix, 7/29/07 (18 points, 12 rebounds)
 Lauren Jackson, at Seattle, 7/27/07 (27 points, 10 rebounds)
 Nakia Sanford, at Washington, 7/1/07 (15 points, 10 rebounds)
 DeLisha Milton-Jones, at Washington, 7/1/07 (10 points, 14 rebounds)
 Margo Dydek, vs. Connecticut, 6/22/07 (10 points, 10 rebounds)
 Katie Feenstra, at Detroit, 6/16/07 (14 points, 11 rebounds)

2006 (9)

Taj McWilliams-Fran, vs. Connecticut, 8/9/06 (14 points, 14 rebounds)
 Mistie Williams, vs. Houston, 7/16/06 (11 points, 12 rebounds)
 Lisa Leslie, at Los Angeles, 7/7/06 (22 points, 15 rebounds)
 Lindsay Whalen, vs. Connecticut, 7/1/06 (10 points, 10 rebounds)
 Alana Beard, at Washington, 6/27/06 (24 points, 10 rebounds)
 Cheryl Ford, at Detroit, 6/16/06 (15 points, 18 rebounds)
 Tangela Smith, at Charlotte, 6/9/06 (16 points, 11 rebounds)
 Nicole Ohlde, at Minnesota, 6/2/06 (13 points, 14 rebounds)
 Sophia Young, at San Antonio, 5/23/06 (12 points, 10 rebounds)

2005 (6)

Cheryl Ford, at Detroit, 8/25/05 (14 points, 10 rebounds)
 Chasity Melvin, vs. Washington, 8/18/05 (20 points, 10 rebounds)
 Lisa Leslie, at Los Angeles, 8/13/05 (15 points, 11 rebounds)
 Taj McWilliams-Fran, vs. Connecticut, 8/6/05 (14 points, 12 rebounds)
 Lauren Jackson, at Seattle, 6/4/05 (24 points, 15 rebounds)
 Janell Burse, at Seattle, 6/4/05 (15 points, 10 rebounds)

2004 (7)

Tina Thompson, at Houston, 7/31/04 (31 points, 10 rebounds)
 Lisa Leslie, at Los Angeles, 7/19/04 (23 points, 10 rebounds)
 * Lindsay Whalen, at Connecticut, 7/6/04 (16 points, 10 assists)
 Taj McWilliams-Franklin, vs. Connecticut, 6/22/04 (18 points, 14 rebounds)
 Yolanda Griffith, vs. Sacramento, 6/16/04 (17 points, 13 rebounds)
 Chamique Holdsclaw, vs. Washington, 5/23/04 (17 points, 10 rebounds)
 Elena Baranova, vs. New York, 5/21/04 (10 points, 11 rebounds)

2003 (9)

Chamique Holdsclaw, at Washington, 7/29/03 (28 points, 15 rebounds)
 Elena Baranova, vs. New York, 7/10/03 (12 points, 12 rebounds)
 Cheryl Ford, vs. Detroit, 7/6/03 (10 points, 10 rebounds)
 Simone Edwards, vs. Seattle, 6/28/03 (14 points, 11 rebounds)
 * Sue Bird, vs. Seattle, 6/28/03 (11 points, 11 assists)
 * Shannon Johnson, vs. Connecticut, 6/20/03 (16 points, 10 assists)
 * Ticha Penicheiro, at Sacramento, 6/14/03 (16 points, 10 assists)
 Lisa Leslie, at Los Angeles, 6/12/03 (21 points, 13 rebounds)
 Chamique Holdsclaw, vs. Washington, 5/31/03 (17 points, 12 rebounds)

2002 (8)

Penny Taylor, at Cleveland, 8/13/02 (22 points, 10 rebounds)
 Katie Douglas, vs. Orlando, 8/7/02 (15 points, 12 rebounds)
 Svetlana Abrosimova, vs. Minnesota, 7/26/02 (11 points, 11 rebounds)
 Lisa Leslie, vs. Los Angeles, 7/17/02 (14 points, 14 rebounds)
 Mwadi Mabika, vs. Los Angeles, 7/17/02 (27 points, 10 rebounds)
 Sheri Sam, vs. Miami, 7/12/02 (15 points, 10 rebounds)
 Margo Dydek, vs. Utah, 7/10/02 (16 points, 11 rebounds)
 Margo Dydek, at Utah, 6/18/02 (12 points, 12 rebounds)

2001 (7)

Lisa Leslie, at Los Angeles, 8/6/01 (23 points, 13 rebounds)
 Natalie Williams, at Utah, 8/4/01 (10 points, 10 rebounds)
 Tari Phillips, at New York, 7/9/01 (20 points, 14 rebounds)
 Tari Phillips, vs. New York, 7/8/01 (24 points, 13 rebounds)
 * Dawn Staley, vs. Charlotte, 6/29/01 (10 points, 10 assists)
 Tammy Sutton-Brown, vs. Charlotte, 6/29/01 (20 points, 10 rebounds)
 Tari Phillips, at New York, 6/2/01 (21 points, 12 rebounds)

2000 (7)

Chamique Holdsclaw, vs. Washington, 8/3/00 (22 points, 11 rebounds)
 Natalie Williams, at Utah, 7/29/00 (22 points, 15 rebounds)
 Tari Phillips, at New York, 6/30/00 (30 points, 12 rebounds)
 Lisa Leslie, vs. Los Angeles, 6/28/00 (13 points, 13 rebounds)
 Yolanda Griffith, vs. Sacramento, 6/21/00 (16 points, 16 rebounds)
 * Shannon Johnson, vs. Orlando, 6/3/00 (16 points, 10 assists)
 Marlies Askamp, at Miami, 6/1/00 (13 points, 10 rebounds)

** indicates double-double in points and assists*



WATCH US WORK

FeverBasketball.com

@IndianaFever

presented by



PLAYOFF HISTORY
AND RECORDS



PLAYOFFS SUMMARY, ANNUAL STATISTICS AND SEEDING

ALL-TIME PLAYOFF SUMMARY

All-Time Record:	35-33 (.515)
Home Record:	23-10 (.697)
Road Record:	12-23 (.343)
WNBA 1st & 2nd Round (previously Conference Semifinals)	19-13 (.594)
WNBA Semifinals (previously Conference Finals).....	9-13 (.409)
WNBA Finals.....	7-7 (.500)
In Elimination Games:	16-12 (.571)
Home Record:	11-4 (.733)
Road Record:	5-8 (.385)
All-Time Series Record:.....	12-11 (.522)
Conference Semifinals (prior to 2016).....	8-4 (.667)
WNBA Semifinals (previously Conference Finals).....	3-5 (.375)
WNBA Finals.....	1-2 (.333)

Most Playoff Wins, One Year:.....	7 (2012), 6 (2009, 2015)
Most Playoff Losses, One Year:.....	5 (2015), 4 (2009), 3 (2007, 2011, 2012)
Most Consecutive Series Won, Overall:.....	4 (2012-13)
Most Consecutive Series Won, One Season:	3 (2012), 2 (2009, 2015)
Most Consecutive Games Won, Overall:	4 (10/19/12 to 9/22/13)
Most Consecutive Games Won, One Season:.....	3 (9/27/15 to 10/4/15; 8/21/14 to 8/30/14; 8/25/07 to 8/31/07)
Most Consecutive Games Won, One Series:	2 (12 times; last: 2015 EF, 2015 ESF, 2014 ESF, 2013 ESF, 2012 Finals, 2012 EF, 2012 ESF)
Most Consecutive Series Lost:	2 (2005-06, 2007-08, 2009-10)
Most Consecutive Games Lost, Overall:	4 (9/8/05 to 8/23/07)
Most Consecutive Games Lost, One Series:	2 (nine times; last: 2015 Finals, 2014 EF, 2013 EF, 2011 EF, 2009 Finals, 2007 EF, 2006 ESF)

ANNUAL TEAM STATISTICS

OFFENSE

YEAR	G	FG-A	PCT	3FG-A	PCT	FT-A	PCT	OR	DR	TR	AVG	A	PF-D	ST	TO	BS	PTS	AVG
2002	3	75-170	.441	19-54	.352	29-40	.725	34	58	92	30.7	46	52-1	11	46	4	198	66.0
2005	4	83-236	.352	21-46	.457	69-86	.802	50	75	125	31.3	46	87-2	34	36	11	256	64.0
2006	2	53-133	.398	10-31	.323	23-35	.657	25	44	69	34.5	20	54-2	10	32	7	139	69.5
2007	6	161-421	.382	43-120	.358	97-125	.776	56	168	224	37.3	94	112-1	49	78	21	462	77.0
2008	3	71-187	.380	19-65	.292	61-68	.897	22	70	92	30.7	45	66-0	21	51	11	222	74.0
2009	10	292-672	.435	55-176	.313	195-244	.799	89	241	330	33.0	168	208-2	91	150	50	834	83.4
2010	3	75-180	.417	15-44	.341	57-67	.851	27	61	88	29.3	37	54-0	26	38	14	222	74.0
2011	6	160-388	.412	37-104	.356	87-109	.798	73	139	212	35.3	89	112-0	48	104	27	444	74.0
2012	10	281-637	.441	62-176	.352	159-196	.811	110	214	324	32.4	134	170-1	75	146	45	783	78.3
2013	4	105-244	.430	24-67	.358	62-77	.805	38	96	134	33.5	61	84-0	19	57	14	296	74.0
2014	5	129-356	.362	27-89	.303	97-119	.815	70	119	189	37.8	65	105-1	36	51	20	382	76.4
2015	11	306-679	.451	57-158	.361	145-173	.838	96	230	326	29.6	159	186-1	83	154	38	814	74.0
2016	1	29-78	.372	4-21	.190	16-19	.842	13	18	31	31.0	16	28-1	8	11	0	78	78.0

DEFENSE

YEAR	G	FG-A	PCT	3FG-A	PCT	FT-A	PCT	OR	DR	TR	AVG	A	PF-D	ST	TO	BS	PTS	AVG
2002	3	86-170	.506	12-34	.353	30-42	.714	22	55	77	25.7	59	49-0	21	33	3	214	71.3
2005	4	81-194	.418	16-46	.348	73-93	.785	25	85	110	27.5	48	79-1	17	50	12	251	62.8
2006	2	61-132	.462	6-18	.333	38-56	.679	26	50	76	38.0	37	45-0	10	25	7	166	83.0
2007	6	181-435	.416	37-102	.363	64-93	.688	67	184	251	41.8	108	128-0	29	90	26	463	77.2
2008	3	86-199	.432	16-43	.372	55-60	.917	33	74	107	35.7	43	71-1	25	50	9	243	81.0
2009	10	301-688	.438	65-174	.374	173-210	.824	110	238	348	34.8	144	222-3	71	161	49	840	84.0
2010	3	88-201	.438	17-47	.362	36-43	.837	36	66	102	34.0	44	58-0	16	45	8	229	76.3
2011	6	180-400	.450	32-83	.386	80-116	.690	65	146	211	35.2	99	105-1	60	85	30	472	78.7
2012	10	283-683	.414	50-147	.340	124-150	.827	125	200	325	32.5	137	192-2	79	143	50	740	74.0
2013	4	100-245	.408	8-40	.200	72-90	.800	33	85	118	29.5	53	80-1	35	43	23	280	70.0
2014	5	132-308	.429	24-70	.343	92-111	.829	38	125	163	32.6	75	117-2	25	71	36	380	76.0
2015	11	325-726	.448	46-133	.346	115-145	.793	123	231	354	32.2	194	197-3	72	149	54	811	73.7
2016	1	30-55	.545	4-16	.250	25-30	.833	4	25	29	29.0	16	20-0	5	16	5	89	89.0

COACHING RECORDS

HEAD COACH	YEARS	APPEARANCES	GMS	W-L	PCT.
Anne Donovan	2000	0	0	0-0	.000
Nell Fortner	2001-03	1	3	1-2	.333
Brian Winters	2005-07	3	12	5-7	.417
Lin Dunn	2008-14	7	41	23-18	.561
Stephanie White	2015-16	2	12	6-6	.500
TOTALS		13	68	35-33	.515

PLAYOFFS ATTENDANCE FIGURES

PLAYOFF SEEDING

PLAYOFF RECORDS WHEN	SINGLE-GAME RECORD	SERIES RECORD
#5 Seed	0-1	
#1 Conf Seed (prior to 2016)	9-7	3-2
#2 Conf Seed (prior to 2016)	15-10	6-3
#3 Conf Seed (prior to 2016)	7-9	2-3
#4 Conf Seed (prior to 2016)	4-6	1-3
Higher-Seeded Team	16-9	7-2
Same-Seeded Team	2-3	0-1
Lower-Seeded Team	17-21	3-7

WNBA SEEDS BY SEASON

	EAST 1	EAST 2	EAST 3	EAST 4	WEST 1	WEST 2	WEST 3	WEST 4
2000 – Fever Did Not Advance	NYL	CLE	ORL	WAS	LAS	HOU	SAC	PHO
2001 – Fever Did Not Advance	CLE	NYL	MIA	CHA	LAS	SAC	UTA	HOU
2002 – East No. 4	NYL	CHA	WAS	IND	LAS	HOU	UTA	SEA
2003 – Fever Did Not Advance	DET	CHA	CON	CLE	LAS	HOU	SAC	MIN
2004 – Fever Did Not Advance	CON	NYL	DET	WAS	LAS	SEA	MIN	SAC
2005 – East No. 2	CON	IND	NYL	DET	SAC	SEA	HOU	LAS
2006 – East No. 3	CON	DET	IND	WAS	LAS	SAC	HOU	SEA
2007 – East No. 2	DET	IND	CON	NYL	PHO	SAN	SAC	SEA
2008 – East No. 4	DET	CON	NYL	IND	SAN	SEA	LAS	SAC
2009 – East No. 1	IND	ATL	DET	WAS	PHO	SEA	LAS	SAN
2010 – East No. 3	WAS	NYL	IND	ATL	SEA	PHO	SAN	LAS
2011 – East No. 1	IND	CON	ATL	NYL	MIN	SEA	PHO	SAN
2012 – East No. 2	CON	IND	ATL	NYL	MIN	LAS	SAN	SEA
2013 – East No. 4	CHI	ATL	WAS	IND	MIN	LAS	PHO	SEA
2014 – East No. 2	ATL	IND	WAS	CHI	PHO	MIN	SAN	LAS
2015 – East No. 3	NYL	CHI	IND	WAS	MIN	PHO	TUL	LAS
	WNBA 1	WNBA 2	WNBA 3	WNBA 4	WNBA 5	WNBA 6	WNBA 7	WNBA 8
2016 – WNBA No. 5	MIN	LAS	NYL	CON	IND	ATL	SEA	PHO
2017 – Fever Did Not Advance	MIN	LAS	NYL	CON	PHO	WAS	DAL	SEA

ATTENDANCE RECORDS

LARGEST HOME SEASON TOTAL

73,360 in 2009 (5 games)
 57,219 in 2012 (5 games)
 41,543 in 2015 (4 games)
 32,265 in 2011 (4 games)
 22,933 in 2007 (3 games)
 20,838 in 2014 (3 games)

LARGEST HOME SEASON AVERAGE

14,672 in 2009 (5 games)
 11,444 in 2012 (5 games)
 10,385 in 2015 (4 games)
 10,198 in 2002 (1 game)
 8,066 in 2011 (4 games)
 7,644 in 2007 (3 games)

LARGEST HOME ATTENDANCE

18,165 vs. Minnesota (Finals), 10/19/12
 18,165 vs. Phoenix (Finals), 10/7/09
 18,165 vs. Phoenix (Finals), 10/4/09
 18,165 vs. Detroit (EF), 9/26/09
 16,332 vs. Minnesota (Finals), 10/9/15
 15,213 vs. Minnesota (Finals), 10/21/12
 10,582 vs. Minnesota (Finals), 10/11/15
 10,198 vs. New York (ESF), 8/16/02
 9,655 vs. Washington (ESF), 9/19/09
 9,623 vs. Detroit (EF), 8/31/07
 9,225 vs. Connecticut (EF), 10/8/12
 9,210 vs. Detroit (EF), 9/25/09

LARGEST AWAY ATTENDANCE

18,933 at Minnesota (Finals), 10/14/15
 17,313 at Phoenix (Finals), 10/9/09
 16,758 at Phoenix (Finals), 10/1/09
 16,682 at New York (ESF), 9/1/10
 14,624 at New York (ESF), 8/26/10
 14,322 at Minnesota (Finals), 10/14/12
 13,478 at Minnesota (Finals), 10/17/12
 12,471 at New York (ESF), 8/20/02
 12,134 at Minnesota (Finals), 10/6/15
 11,617 at Phoenix (Finals), 9/29/09
 11,013 at Minnesota (Finals), 10/4/15
 10,988 at New York (ESF), 8/18/02



October 7, 2009: A capacity crowd of 18,165 looks on at Bankers Life Fieldhouse during Game 4 of the WNBA Finals between the Fever and Phoenix Mercury. Indiana led the series 2-1 with a chance to win its first WNBA crown before this throng of supporters. Phoenix won the game, 90-77, and captured the title two nights later in Arizona.

GAME-BY-GAME PLAYOFFS RESULTS

2002 WNBA EASTERN CONFERENCE SEMIFINALS | #4 INDIANA FEVER vs. #1 NEW YORK LIBERTY

Gm	Date	Site	Result	Series	IND Points	IND Rebounds	IND Assists	OPP Points	Attend.
1	8/16/02	at IND	W, 73-55	1-0	Catchings 29	Richardson 14	McCray 5	Whitmore 18	10,198
2	8/18/02	at NY	L, 65-84	1-1	Catchings 20	Catchings 14	Washington 5	Whitmore 24	10,988
3	8/20/02	at NY	L, 60-75	1-2	McCray 14	Richardson 9	Washington 7	Johnson 19	12,471

2005 WNBA EASTERN CONFERENCE SEMIFINALS | #2 INDIANA FEVER vs. #3 NEW YORK LIBERTY

Gm	Date	Site	Result	Series	IND Points	IND Rebounds	IND Assists	OPP Points	Attend.
1	8/30/05	at NY	W, 63-51	1-0	Catchings 19	Catchings 12	Miller 3	Johnson 17	7,729
2	9/1/05	at IND	W, 58-50	2-0	Catchings 19	Catchings 12	Streimikyte 4	Hammon 14	5,085

2005 WNBA EASTERN CONFERENCE FINALS | #2 INDIANA FEVER vs. #1 CONNECTICUT SUN

Gm	Date	Site	Result	Series	IND Points	IND Rebounds	IND Assists	OPP Points	Attend.
1	9/8/05	at IND	L, 68-73	0-1	Miller 14	Catchings 8	Bevilaqua 4	McW-Franklin 24	8,777
2	9/10/05	at CON	L, 67-77 (ot)	0-2	Catchings 21	Williams 11	Catchings 5	McW-Franklin 15	7,588

2006 WNBA EASTERN CONFERENCE SEMIFINALS | #3 INDIANA FEVER vs. #2 DETROIT SHOCK

Gm	Date	Site	Result	Series	IND Points	IND Rebounds	IND Assists	OPP Points	Attend.
1	8/17/06	at IND	L, 56-68	0-1	Catchings 17	Atkinson 11	Catchings 5	Nolan 18	7,261
2	8/19/06	at DET	L, 83-98	0-2	Whitmore 41	Whitmore 10	DeForge 3	Ford 23	8,830

2007 WNBA EASTERN CONFERENCE SEMIFINALS | #2 INDIANA FEVER vs. #3 CONNECTICUT SUN

Gm	Date	Site	Result	Series	IND Points	IND Rebounds	IND Assists	OPP Points	Attend.
1	8/23/07	at CON	L, 88-93 (3ot)	0-1	DeForge 31	Catchings 20	Catchings 7	Sales 25	7,271
2	8/25/07	at IND	W, 78-59	1-1	DeForge 26	Catchings 13	White/Whitmore 4	Douglas 11	7,298
3	8/27/07	at IND	W, 93-88 (ot)	2-1	Catchings 30	Catchings 13	Catchings 6	Douglas 27	6,012

2007 WNBA EASTERN CONFERENCE FINALS | #2 INDIANA FEVER vs. #1 DETROIT SHOCK

Gm	Date	Site	Result	Series	IND Points	IND Rebounds	IND Assists	OPP Points	Attend.
1	8/31/07	at IND	W, 75-65	1-0	Catchings 22	Catchings 11	Bevilaqua 4	Pierson 19	9,623
2	9/2/07	at DET	L, 63-77	1-1	DeForge 13	three with 4	Whitmore 4	Nolan 24	10,153
3	9/3/07	at DET	L, 65-81	1-2	Sutton-Brown 17	Sam/Sutton-Brown 10	Sam, Whitmore 4	Nolan 30	9,856

2008 WNBA EASTERN CONFERENCE SEMIFINALS | #4 INDIANA FEVER vs. #1 DETROIT SHOCK

Gm	Date	Site	Result	Series	IND Points	IND Rebounds	IND Assists	OPP Points	Attend.
1	9/18/08	at IND	L, 72-81	0-1	Catchings/Hoffman 19	Sutton-Brown 6	Catchings 7	Nolan 22	7,613
2	9/21/08	at DET	W, 89-82 (ot)	1-1	Catchings 27	Hoffman 12	Bevilaqua 5	Nolan/Pierson 16	8,219
3	9/23/08	at DET	L, 61-80	1-2	Sutton-Brown 20	Hoffman 10	Catchings 8	Nolan 21	8,296

2009 WNBA EASTERN CONFERENCE SEMIFINALS | #1 INDIANA FEVER vs. #4 WASHINGTON MYSTICS

Gm	Date	Site	Result	Series	IND Points	IND Rebounds	IND Assists	OPP Points	Attend.
1	9/17/09	¹ at WAS	W, 88-79	1-0	Catchings 26	Catchings 12	three with 3	Langhorne 18	6,332
2	9/19/09	at IND	W, 81-74 (ot)	2-0	Catchings 24	Catchings 16	Catchings/Douglas 5	Langhorne 15	9,655

2009 WNBA EASTERN CONFERENCE FINALS | #1 INDIANA FEVER vs. #3 DETROIT SHOCK

Gm	Date	Site	Result	Series	IND Points	IND Rebounds	IND Assists	OPP Points	Attend.
1	9/23/09	at DET	L, 56-72	0-1	Douglas 16	Catchings 11	Bevilaqua/Douglas 5	Zellous 23	7,214
2	9/25/09	at IND	W, 79-75	1-1	Catchings 22	Catchings 9	Catchings 5	Nolan 23	9,210
3	9/26/09	at IND	W, 72-67	2-1	Sutton-Brown 17	Catchings 8	Catchings 5	Nolan 16	18,165

2009 WNBA FINALS | #1 INDIANA FEVER vs. #1 PHOENIX MERCURY

Gm	Date	Site	Result	Series	IND Points	IND Rebounds	IND Assists	OPP Points	Attend.
1	9/29/09	at PHO	L, 116-120 (ot)	0-1	Douglas 30	Hoffman 8	January 7	Pondexter/Taylor 23	11,617
2	10/1/09	at PHO	W, 93-84	1-1	Catchings 19	Catchings 9	Catchings 11	Taurasi 20	16,758
3	10/4/09	at IND	W, 86-85	2-1	Hoffman 18	Catchings 12	Catchings/Douglas 7	Pondexter 23	18,165
4	10/7/09	at IND	L, 77-90	2-2	Catchings 24	Catchings 12	Catchings/Douglas 4	Pondexter 22	18,165
5	10/9/09	at PHO	L, 86-94	2-3	Sutton-Brown 22	Catchings 9	Douglas 9	Taurasi 26	17,313

2010 WNBA EASTERN CONFERENCE SEMIFINALS | #3 INDIANA FEVER vs. #2 NEW YORK LIBERTY

Gm	Date	Site	Result	Series	IND Points	IND Rebounds	IND Assists	OPP Points	Attend.
1	8/26/10	at NY	L, 73-85	0-1	Catchings 18	Davenport 8	Catchings 6	Pondexter 28	14,624
2	8/29/10	at IND	W, 75-67	1-1	Catchings 17	Catchings 13	Douglas 5	Pondexter 24	7,535
3	9/1/10	at NY	L, 74-77	1-2	Douglas 24	Catchings 6	Douglas 4	Pondexter 30	16,682

2011 WNBA EASTERN CONFERENCE SEMIFINALS | #1 INDIANA FEVER vs. #4 NEW YORK LIBERTY

Gm	Date	Site	Result	Series	IND Points	IND Rebounds	IND Assists	OPP Points	Attend.
1	9/15/11	at IND	W, 74-72	1-0	Douglas 25	Sutton-Brown 7	Bobbitt, Phillips 3	Pondexter 18	7,608
2	9/17/11	² at NY	L, 72-87	1-1	Douglas 20	Catchings 9	Bobbitt, Phillips 4	Powell 19	8,508
3	9/19/11	at IND	W, 72-62	2-1	Douglas 21	Catchings 8	Catchings 4	Powell 19	7,368

2011 WNBA EASTERN CONFERENCE FINALS | #1 INDIANA FEVER vs. #3 ATLANTA DREAM

Gm	Date	Site	Result	Series	IND Points	IND Rebounds	IND Assists	OPP Points	Attend.
1	9/22/11	at IND	W, 82-74	1-0	Smith 25	Catchings 13	three with 3	Harding 17	8,253
2	9/25/11	at ATL	L, 77-94	1-1	Douglas 25	Catchings 9	Douglas 6	Castro Marques 30	8,052
3	9/27/11	at IND	L, 67-83	1-2	Douglas 16	Douglas/Sutton-Brown 9	Catchings/Phillips 3	McCoughtry 26	9,036

2012 WNBA EASTERN CONFERENCE SEMIFINALS | #2 INDIANA FEVER vs. #3 ATLANTA DREAM

Gm	Date	Site	Result	Series	IND Points	IND Rebounds	IND Assists	OPP Points	Attend.
1	9/28/12	at IND	L, 66-75	0-1	Douglas 13	Catchings 11	Catchings/January 3	Harding 23	7,776
2	9/30/12	at ATL	W, 103-88	1-1	Catchings 25	Catchings 13	January 7	McCoughtry 22	6,890
3	10/2/12	at IND	W, 75-64	2-1	Douglas 24	Larkins 20	January 5	Harding 17	6,840

2012 WNBA EASTERN CONFERENCE FINALS | #2 INDIANA FEVER vs. #1 CONNECTICUT SUN

Gm	Date	Site	Result	Series	IND Points	IND Rebounds	IND Assists	OPP Points	Attend.
1	10/5/12	at CON	L, 64-76	0-1	Douglas 27	Catchings 9	Catchings 5	Charles 18	7,599
2	10/8/12	at IND	W, 78-76	1-1	Douglas 24	Larkins 11	Douglas/January 2	Lawson 18	9,225
3	10/11/12	at CON	W, 87-71	2-1	Catchings 22	Catchings 13	Catchings/January 4	Charles 18	6,516

GAME-BY-GAME PLAYOFFS RESULTS

2012 WNBA FINALS | #2 INDIANA FEVER vs. #1 MINNESOTA LYNX

Gm	Date	Site	Result	Series	IND Points	IND Rebounds	IND Assists	OPP Points	Attend.
1	10/14/12	at MIN	W, 76-70	1-0	Catchings 20	Larkins 15	January 6	Augustus 23	14,322
2	10/17/12	at MIN	L, 71-83	1-1	Catchings 27	Catchings 8	Phillips 4	Augustus 27	13,478
3	10/19/12	at IND	W, 76-59	2-1	Zellous 30	Larkins 15	Davenport 4	Brunson 12	18,165
4	10/21/12	at IND	W, 87-78	3-1	Catchings 25	Larkins 13	Catchings 8	Whalen 22	15,213

2013 WNBA EASTERN CONFERENCE SEMIFINALS | #4 INDIANA FEVER vs. #1 CHICAGO SKY

Gm	Date	Site	Result	Series	IND Points	IND Rebounds	IND Assists	OPP Points	Attend.
1	9/20/13	at CHI	W, 85-72	1-0	Zellous 20	Larkins 11	January 6	Delle Donne 20	5,895
2	9/22/13	at IND	W, 79-57	2-0	Catchings 18	Catchings 12	January 4	Fowles 14	7,144

2013 WNBA EASTERN CONFERENCE FINALS | #4 INDIANA FEVER vs. #2 ATLANTA DREAM

Gm	Date	Site	Result	Series	IND Points	IND Rebounds	IND Assists	OPP Points	Attend.
1	9/26/13	at ATL	L, 79-84	0-1	Catchings 21	Larkins 12	Christmas/Clarendon 4	Hayes 23	4,238
2	9/29/13	at IND	L, 53-67	0-2	Catchings 24	Larkins 7	Zellous 3	McCoughtry 27	7,051

2014 WNBA EASTERN CONFERENCE SEMIFINALS | #2 INDIANA FEVER vs. #3 WASHINGTON MYSTICS

Gm	Date	Site	Result	Series	IND Points	IND Rebounds	IND Assists	OPP Points	Attend.
1	8/21/14	at IND	W, 78-73	1-0	Catchings 22	Larkins 11	four with 2	Latta 22	5,576
2	8/23/14	at WAS	W, 81-76 (ot)	2-0	Catchings 26	Catchings/Larkins 11	January 7	Lawson 20	6,124

2014 WNBA EASTERN CONFERENCE FINALS | #2 INDIANA FEVER vs. #4 CHICAGO SKY

Gm	Date	Site	Result	Series	IND Points	IND Rebounds	IND Assists	OPP Points	Attend.
1	8/30/14	at IND	W, 77-70	1-0	January 19	Larkins 8	Catchings 4	Fowles 20	7,557
2	9/1/14	at CHI	L, 84-86 (2ot)	1-1	Zellous 20	Catchings 14	January 6	Fowles 27	6,019
3	9/3/14	at IND	L, 62-75	1-2	Zellous 16	Larkins 11	January 3	Quigley 24	7,705

2015 WNBA EASTERN CONFERENCE SEMIFINALS | #3 INDIANA FEVER vs. #2 CHICAGO SKY

Gm	Date	Site	Result	Series	IND Points	IND Rebounds	IND Assists	OPP Points	Attend.
1	9/17/15	³ at CHI	L, 72-77	0-1	Catchings 21	Larkins 10	January 7	Quigley 22	4,098
2	9/19/15	at IND	W, 89-82	1-1	Catchings 22	Larkins 12	Zellous 8	Vandersloot 19	7,124
3	9/21/15	at CHI	W, 100-89	2-1	Catchings 27	Catchings 9	January 8	Delle Donne 40	2,882

2015 WNBA EASTERN CONFERENCE FINALS | #3 INDIANA FEVER vs. #1 NEW YORK LIBERTY

Gm	Date	Site	Result	Series	IND Points	IND Rebounds	IND Assists	OPP Points	Attend.
1	9/23/15	at NY	L, 67-84	0-1	Johnson 12	Zellous 5	two with 2	Stokes 21	7,229
2	9/27/15	at IND	W, 70-64	1-1	Catchings 25	Catchings 7	January 4	Charles 25	7,505
3	9/29/15	at NY	W, 66-51	2-1	Coleman 15	Larkins 8	January 8	Wiggins 15	10,120

2015 WNBA FINALS | #3 INDIANA FEVER vs. #1 MINNESOTA LYNX

Gm	Date	Site	Result	Series	IND Points	IND Rebounds	IND Assists	OPP Points	Attend.
1	10/4/15	at MIN	W, 75-69	1-0	January 19	Larkins 8	January 6	Moore 27	11,023
2	10/6/15	at MIN	L, 71-77	1-1	January 17	Catchings/Larkins 9	Catchings/January 5	Fowles 21	12,134
3	10/9/15	at IND	L, 77-80	1-2	Johnson 17	Catchings 10	January 8	Moore 24	16,332
4	10/11/15	at IND	W, 75-69	2-2	Johnson 15	Larkins 6	January 5	Moore 20	10,582
5	10/14/15	at MIN	L, 52-69	2-3	Catchings 18	Catchings 11	January/Zellous 3	Fowles 20	18,933

2016 WNBA PLAYOFFS FIRST ROUND | #5 INDIANA FEVER vs. #8 PHOENIX MERCURY

Gm	Date	Site	Result	Series	IND Points	IND Rebounds	IND Assists	OPP Points	Attend.
1	9/21/16	at IND	L, 78-89	0-1	Catchings/Coleman 13	Catchings 10	January 9	Taurasi 20	6,282

¹ game played at Comcast Center (College Park, Md.)

² game played at Prudential Center (Newark, N.J.)

³ game played at UIC Pavilion (Chicago, Ill.)



Before a sellout crowd at Bankers Life Fieldhouse, the Indiana Fever captured the 2012 WNBA championship with an 87-78 win over the Minnesota Lynx. It was the first professional basketball crown in Indianapolis since the Indiana Pacers won an ABA title in 1973. SEATED: Strength & Conditioning Coach Emily Novitsky, Erin Phillips, Briann January, Katie Douglas, Tamika Catchings, Jeanette Pohlen. STANDING: COO & GM Kelly Krauskopf, Assistant Trainer Jenny Brennan, Jessica Davenport, Karima Christmas, Shavonte Zellous, Tammy Sutton-Brown, Sasha Goodlett, Assistant Coach Stephanie White, Erlana Larkins, Head Coach Lin Dunn, Assistant Coach Mickie DeMoss, Operations Coordinator Scott Agness, Trainer Todd Champlin.

FEVER TEAM PLAYOFFS RECORDS

HIGHEST AVERAGE PPG

SEASON

83.4 in 2009
78.3 in 2012
78.0 in 2016
77.0 in 2007
SERIES
91.6 vs. Phoenix, 2009 Finals
87.0 vs. Chicago, 2015 ESF
86.3 vs. Connecticut, 2007 ESF
84.5 vs. Washington, 2009 ESF

LOWEST AVERAGE PPG

SEASON

64.0 in 2005
66.0 in 2002
SERIES
60.5 vs. New York, 2005 ESF
66.0 vs. Atlanta, 2013 EF
66.0 vs. New York, 2002 ESF

MOST POINTS SCORED

SEASON

834 in 2009
814 in 2015
783 in 2012
462 in 2007
SERIES
458 vs. Phoenix, 2009 Finals
350 vs. Minnesota, 2015 Finals
310 vs. Minnesota, 2012 Finals
261 vs. Chicago, 2015 ESF
259 vs. Connecticut, 2007 ESF
244 vs. Atlanta, 2012 ESF
229 vs. Connecticut, 2012 EF

GAME

116 at Phoenix, OT, 9/29/09
103 at Atlanta, 9/30/12
100 at Chicago, 9/21/15
93 at Phoenix, 10/1/09
93 vs. Connecticut, OT, 8/27/07

HALF

56 at Atlanta (2nd), 9/30/12
53 at Phoenix (1st), 9/29/09
52 at Chicago (1st), 9/21/15
52 at Phoenix (2nd), 9/29/09
51 at Atlanta (1st), 9/25/11
50 at Chicago (1st), 9/20/13

QUARTER

33 at Phoenix (3rd), 9/29/09
32 at Washington (4th), 9/17/09
31 vs. Washington (4th), 8/21/14
31 at Atlanta (3rd), 9/30/12
31 at Phoenix (1st), 10/1/09
31 at Phoenix (1st), 9/29/09
30 at Detroit (3rd), 8/19/06

OVERTIME

16 vs. Connecticut, 8/27/07
15 at Washington, 8/23/14
14 at Detroit, 9/21/08
12 vs. Washington, 9/19/09
11 at Phoenix, 9/29/09

FEWEST POINTS SCORED

SEASON

78 in 2016
139 in 2006
198 in 2002
SERIES
121 vs. New York, 2005 ESF
132 vs. Atlanta, 2013 EF
135 vs. Connecticut, 2005 EF

GAME

53 vs. Atlanta, 9/29/13
56 at Detroit, 9/23/09
56 vs. Detroit, 8/17/06
58 vs. Connecticut, 9/8/05
58 vs. New York, 9/1/05

HALF

19 at Detroit (2nd), 9/23/09
19 at Detroit (1st), 9/23/08
20 vs. Atlanta (2nd), 9/29/13
21 at Minnesota (1st), 10/14/15
25 at New York (2nd), 9/23/15
25 at Connecticut (1st), 8/23/07

QUARTER

4 at Minnesota (2nd), 10/14/15
6 at Minnesota (4th), 10/19/12
6 at Detroit (3rd), 9/23/09
7 at New York (3rd), 9/23/15
7 at Detroit (1st), 9/23/08
7 at Connecticut (1st), 8/23/07

OVERTIME

5 vs. Chicago (2nd), 9/1/14
6 at Connecticut (2nd), 8/23/07

LARGEST WINNING MARGIN

GAME

+22 vs. Chicago (79-57), 9/22/13
+19 vs. Connecticut (78-59), 8/25/07
+18 vs. New York (73-55), 8/16/02
+17 vs. Minnesota (76-59), 10/19/12
+16 at Connecticut (87-71), 10/11/12

HALF

+21 vs. New York (41-20, 2nd), 9/27/15
+20 vs. Chicago (47-27, 1st), 9/22/13
+19 at Connecticut (43-24, 1st), 10/11/12
+19 vs. Connecticut (40-21, 1st), 8/25/07
+18 vs. Minnesota (45-27, 1st), 10/19/12

QUARTER

+17 vs. New York (28-11, 4th), 9/27/15
+14 vs. Minnesota (25-11, 3rd), 10/19/12
+13 vs. Minnesota (24-11, 2nd), 10/19/12
+13 vs. New York (21-8, 1st), 8/29/10
+13 at Detroit (24-11, 3rd), 9/23/08

OVERTIME

+7 vs. Washington (12-5), 9/19/09
+7 at Detroit (14-7), 9/21/08
+5 at Washington (15-10), 8/23/14
+5 vs. Connecticut (16-11), 8/27/07

ANY TIME OF GAME

+37 vs. Minnesota (1:58, 3rd quarter, led 70-33), 10/19/12
+26 vs. Chicago (7:50, 4th quarter, led 72-46), 9/22/13
+25 vs. Connecticut (1:32, 3rd quarter, led 59-34), 8/25/07
+24 at Connecticut (6:04, 3rd quarter, led 54-30), 10/11/12
+23 vs. New York (2:26, 2nd half, led 71-48), 8/16/02

LARGEST LOSING MARGIN

GAME

-19 at Detroit (80-61), 9/23/08
-19 at New York (84-65), 8/18/02
-17 at Minnesota (69-52), 10/14/15
-17 at New York (84-67), 9/23/15
-17 at Atlanta (94-77), 9/25/11

HALF

-30 at Detroit (49-19, 1st), 9/23/08
-19 at New York (46-27, 2nd), 8/20/02
-18 at Detroit (37-19, 2nd), 9/23/09

QUARTER

-23 at Detroit (30-7, 1st), 9/23/08
-16 at Phoenix (35-19, 2nd), 10/9/09
-15 at Washington (23-8, 2nd), 8/23/14
-15 vs. Minnesota (21-6, 4th), 10/19/12
-13 at Detroit (25-12, 2nd), 9/2/07

OVERTIME

-10 at Connecticut (17-7), 9/10/05

ANY TIME OF GAME

-31 at Detroit (5:34, 2nd quarter, trailed 41-10), 9/23/08
-29 at Detroit (2:42, 4th quarter, trailed 68-39), 9/2/07
-24 vs. Atlanta (2:50, 4th quarter, trailed 80-56), 9/27/11
-24 at New York (1:50, 4th quarter, trailed 85-61), 9/17/11
-24 at New York (6:33, 2nd half, trailed 71-47), 8/18/02

BEST COMEBACKS

BY FEVER

22 (6:36, 2nd quarter, trailed 39-17) vs. Connecticut, 8/27/07 (Won 93-88, OT)
18 (0:40, 2nd quarter, trailed 44-26) vs. New York, 9/27/15 (Won, 70-64)
11 (7:26, 1st quarter, trailed 11-0) vs. Connecticut, 10/8/12 (Won 78-76)
11 (1:10, 2nd quarter, trailed 51-40) at Phoenix, 10/9/09 (Lost 86-94)

BY OPPONENTS

15 (40-25, 2nd quarter, led 40-25) vs. New York, 9/15/11 (Won 74-72)
15 (14:40, 1st half, led 17-2) at New York, 8/20/02 (Lost 75-60)
14 (2:54, 2nd quarter, led 37-23) at Chicago, 9/1/14 (Lost 86-84, 2OT)
13 (6:00, 1st quarter, led 16-3) at Detroit, 9/3/07 (Lost 81-65)

LARGEST SWING IN POINTS [FROM DOUBLE-DIGIT DEFICIT]

BY FEVER

27 (6:36, 2nd quarter, trailed 39-17; 0:04.00, overtime, led 93-88) vs. Connecticut, 8/27/07 (Won, 93-88)

BY OPPONENTS

34 (14:40, 1st half, led 17-2; 1:28, 2nd half, trailed 73-54) at New York, 8/20/02 (Lost 75-60)
33 (6:00, 1st quarter, led 16-3; 3:58, 4th quarter, trailed 78-58) at Detroit, 9/3/07 (Lost 81-65)
27 (9:01, 2nd quarter, led 23-11; 1:33, 4th quarter, trailed 81-66) at Minnesota, 10/17/12 (Lost 83-71)

MOST FG MADE

SEASON

306 in 2015
292 in 2009
281 in 2012
161 in 2007
160 in 2011

SERIES

170 vs. Phoenix, 2009 Finals
127 vs. Minnesota, 2015 Finals
106 vs. Minnesota, 2012 Finals
99 vs. Chicago, 2015 ESF
95 vs. Connecticut, 2007 ESF
88 vs. Connecticut, 2012 EF
87 vs. Atlanta, 2012 ESF

GAME

45 at Phoenix, OT, 9/29/09
37 at Chicago, 9/21/15
36 vs. Chicago, 9/19/15
34 at Connecticut, 10/11/12
34 at Atlanta, 9/30/12
34 at Connecticut, 3OT, 8/23/07

FEWEST FG MADE

SEASON

29 in 2016
53 in 2006
71 in 2008
SERIES
34 vs. New York, 2005 ESF
46 vs. Atlanta, 2013 EF
49 vs. Connecticut, 2005 EF

GAME

16 vs. New York, 9/1/05
18 vs. Atlanta, 9/29/13
18 at New York, 8/30/05

MOST FG ATTEMPTED

SEASON

679 in 2015
672 in 2009
637 in 2012
421 in 2007
388 in 2011

SERIES

363 vs. Phoenix, 2009 Finals
300 vs. Minnesota, 2015 Finals
256 vs. Minnesota, 2012 Finals
226 vs. Connecticut, 2007 ESF
219 vs. Chicago, 2014 EF
209 vs. Chicago, 2015 ESF
209 vs. Atlanta, 2011 EF

GAME

88 at Connecticut, 3OT, 8/23/07
87 at Chicago, 2OT, 9/1/14
81 at Phoenix, OT, 9/29/09
77 vs. Chicago, 9/19/15
75 at Minnesota, 10/4/15
75 at Phoenix, 10/9/09

FEWEST FG ATTEMPTED

SEASON

78 in 2016
133 in 2006
170 in 2002

SERIES

103 vs. New York, 2005 ESF

GAME

46 at Indiana, 8/30/05
49 vs. Minnesota, 10/11/15
52 at Minnesota, 10/17/12
52 at New York, 8/20/02

HIGHEST FG PERCENTAGE

SEASON

.451 (306-679) in 2015
.44118 (75-170) in 2002
.44113 (281-637) in 2012
.435 (292-672) in 2009
.430 (105-244) in 2013

SERIES

.484 (59-122) vs. Chicago, 2013 ESF
.474 (99-209) vs. Chicago, 2015 ESF
.471 (80-170) vs. New York, 2015 EF
.468 (170-363) vs. Phoenix, 2009 Finals
.463 (87-188) vs. Atlanta, 2012 ESF
.456 (88-193) vs. Connecticut, 2012 EF

GAME

.578 (37-64) at Chicago, 9/21/15
.556 (45-81) at Phoenix, OT, 9/29/09
.548 (34-62) at Connecticut, 10/11/12
.531 (34-64) at Atlanta, 9/30/12
.509 (28-55) vs. New York, 8/16/02

LOWEST FG PERCENTAGE

SEASON

.352 (83-236) in 2005
.362 (129-356) in 2014
.372 (28-78) in 2016
.380 (71-187) in 2008

SERIES

.330 (34-103) vs. New York, 2005 ESF
.338 (66-195) vs. Detroit, 2007 EF
.352 (77-219) vs. Chicago, 2014 EF
.368 (49-133) vs. Connecticut, 2006 EF

GAME

.2807 (16-57) vs. New York, 9/1/05
.2813 (18-64) vs. Atlanta, 9/29/13
.323 (21-65) vs. Detroit, 8/31/07
.324 (23-71) vs. Washington, OT, 9/19/09

MOST 3-POINT FG MADE

SEASON

62 in 2012
57 in 2015
55 in 2009
43 in 2007

SERIES

32 vs. Phoenix, 2009 Finals
26 vs. Minnesota, 2015 Finals
26 vs. Minnesota, 2012 Finals
24 vs. Connecticut, 2007 ESF
22 vs. Connecticut, 2012 EF

GAME

11 at Detroit, OT, 9/21/08
10, six times (last: at Chicago, 9/21/15)

FEWEST 3-POINT FG MADE

SEASON

4 in 2016
10 in 2006
SERIES
8 vs. Washington, 2009 ESF
10 vs. Washington, 2014 ESF
10 vs. Detroit, 2006 ESF
10 vs. Connecticut, 2005 EF

GAME

1 vs. Chicago, 9/19/15
2 vs. Minnesota, 10/11/15
2 vs. Chicago, 9/3/14
2 vs. Phoenix, 10/7/09
2 at Detroit, 9/23/08

MOST 3-POINT FG ATTEMPTED

SEASON

176 in 2012
176 in 2009
158 in 2015
120 in 2007
104 in 2011

SERIES

93 vs. Phoenix, 2009 Finals
80 vs. Minnesota, 2012 Finals
67 vs. Minnesota, 2015 Finals
65 vs. Detroit, 2008 ESF
64 vs. Detroit, 2007 EF

GAME

26 at Detroit, OT, 9/21/08
23 at Chicago, 2OT, 9/1/14
23 vs. Minnesota, 10/21/12
23 vs. Detroit, 8/31/07
22 at Minnesota, 10/14/12
22 vs. Detroit, 9/19/08

FEWEST 3-POINT FG ATTEMPTED

SEASON

21 in 2016
31 in 2006
44 in 2010
46 in 2005

SERIES

22 vs. Connecticut, 2005 EF
24 vs. New York, 2005 ESF

GAME

10 vs. Connecticut, 9/8/05
10 at Connecticut, OT, 9/10/05

HIGHEST 3-POINT FG PERCENTAGE

SEASON

.457 (21-46) in 2005
.361 (57-158) in 2015
.3583 (43-120) in 2007
.3582 (24-67) in 2013
.356 (37-104) in 2011

SERIES

.458 (11-24) vs. New York, 2005 ESF
.469 (15-32) vs. Chicago, 2013 ESF
.455 (10-22) vs. Connecticut, 2005 EF
.449 (22-49) vs. Connecticut, 2012 EF
.429 (24-56) vs. Connecticut, 2007 ESF

GAME

.625 (10-16) at Chicago, 9/20/13
.625 (10-16) vs. Detroit, 10/11/12
.600 (6-10) vs. Connecticut, 9/8/05
.500 (10-20) at Chicago, 9/21/15
.500 (10-20) vs. Connecticut, OT, 8/27/07
.500 (5-10) vs. New York, 8/30/05

LOWEST 3-POINT FG PERCENTAGE

SEASON

.190 (4-21) in 2016
.292 (19-65) in 2008
.313 (55-176) in 2009
.303 (27-89) in 2014
.323 (10-31) in 2006

SERIES

.229 (8-35) vs. Washington, 2009 ESF
.257 (9-35) vs. Atlanta, 2013 EF
.292 (19-65) vs. Detroit, 2008 ESF
.293 (17-58) vs. Chicago, 2014 EF
.297 (19-64) vs. Detroit, 2007 EF

FEVER TEAM PLAYOFFS RECORDS

<p>GAME .063 (1-16) vs. Chicago, 9/19/15 .111 (2-18) vs. Phoenix, 10/7/09 .118 (2-17) at Detroit, 9/23/08 .143 (2-14) vs. Chicago, 9/3/14 .150 (3-20) vs. Washington, OT, 9/19/09</p> <p>MOST FT MADE SEASON 195 in 2009 159 in 2012 145 in 2015 97 in 2014 97 in 2007</p> <p>SERIES 86 vs. Phoenix, 2009 Finals 72 vs. Minnesota, 2012 Finals 70 vs. Minnesota, 2015 Finals 61 vs. Detroit, 2008 ESF 57 vs. New York, 2010 ESF</p> <p>GAME 34 at Detroit, OT, 9/21/08 32 vs. Washington, OT, 9/19/09 29 vs. Minnesota, 10/21/12 28 at Atlanta, 9/30/12 28 vs. Detroit, 9/26/09</p> <p>FEWEST FT MADE SEASON 16 in 2016 23 in 2006 29 in 2002</p> <p>SERIES 23 vs. Detroit, 2006 ESF 27 vs. Connecticut, 2005 EF</p> <p>GAME 5 at New York, 9/17/11 6 at Minnesota, 10/14/15 6 at Detroit, 9/23/09 6 at New York, 8/20/02 7 vs. Atlanta, 9/27/11</p> <p>MOST FT ATTEMPTED SEASON 244 in 2009 196 in 2012 173 in 2015 125 in 2007 119 in 2014</p> <p>SERIES 110 vs. Phoenix, 2009 Finals 79 vs. Minnesota, 2015 Finals 78 vs. Minnesota, 2012 Finals 78 vs. Atlanta, 2012 ESF 75 vs. Detroit, 2007 EF</p> <p>GAME 41 at Atlanta, 9/30/12 38 vs. Washington, OT, 9/19/09 37 at Detroit, OT, 9/21/08 33 vs. Detroit, 8/31/07 31 vs. Minnesota, 10/21/12 31 vs. Detroit, 9/26/09</p> <p>FEWEST FT ATTEMPTED SEASON 19 in 2016 35 in 2006 40 in 2002</p> <p>SERIES 34 vs. Connecticut, 2005 EF 35 vs. Detroit, 2006 ESF</p> <p>GAME 8 at Minnesota, 10/14/15 9 at Minnesota, 10/14/12 9 at Detroit, 9/23/09 9 at Detroit, 9/23/08 10 at New York, 9/17/11 10 at New York, 8/20/02</p> <p>HIGHEST FT PERCENTAGE SEASON .897 (61-68) in 2008 .851 (57-67) in 2010 .842 (16-19) in 2016 .838 (145-173) in 2015</p>	<p>SERIES .923 (72-78) vs. Minnesota, 2012 Finals .900 (45-50) vs. Connecticut, 2007 ESF .897 (61-68) vs. Detroit, 2008 ESF</p> <p>GAME 1.000 (16-16) at Minnesota, 10/4/15 1.000 (9-9) at Minnesota, 10/14/12 1.000 (9-9) at Detroit, 9/23/08 .955 (21-22) vs. Minnesota, 10/19/12 .935 (29-31) vs. Minnesota, 10/21/12 .933 (14-15) at Minnesota, 10/6/15 .929 (13-14) at Connecticut, 3OT, 8/23/07</p> <p>LOWEST FT PERCENTAGE SEASON .657 (23-35) in 2006</p> <p>SERIES .657 (23-35) vs. Detroit, 2006 ESF .693 (52-75) vs. Detroit, 2007 EF .718 (56-78) vs. Atlanta, 2012 ESF</p> <p>GAME .500 (5-10) at New York, 9/17/11 .545 (12-22) at Detroit, 9/3/07 .600 (6-10) at New York, 8/20/02 .619 (13-21) at Detroit, 8/19/06</p> <p>MOST REBOUNDS SEASON 330 in 2009 326 in 2015 324 in 2012 223 in 2007</p> <p>SERIES 165 vs. Phoenix, 2009 Finals 144 vs. Minnesota, 2015 Finals 128 vs. Minnesota, 2012 Finals 123 vs. Connecticut, 2007 ESF 121 vs. Atlanta, 2011 EF</p> <p>GAME 52 at Connecticut, 3OT, 8/23/07 49 at Chicago, 2OT, 9/1/14 46 vs. Atlanta, 10/2/12 45 vs. Washington, OT, 9/19/09 43 vs. Atlanta, 9/27/11</p> <p>FEWEST REBOUNDS SEASON 31 in 2016 69 in 2006 88 in 2010</p> <p>SERIES 60 vs. Connecticut, 2005 EF 64 vs. Atlanta, 2013 EF 65 vs. New York, 2005 ESF</p> <p>GAME 20 at Minnesota, 10/17/12 22 at New York, 9/1/10 23 at Chicago, 9/21/15 23 at Detroit, 9/2/07 24 vs. Minnesota, 10/11/15</p> <p>MOST OFFENSIVE REBOUNDS SEASON 110 in 2012 96 in 2015 89 in 2009 73 in 2011</p> <p>SERIES 47 vs. Chicago, 2014 EF 47 vs. Atlanta, 2011 EF 46 vs. Minnesota, 2015 Finals 41 vs. Minnesota, 2012 Finals 40 vs. Phoenix, 2009 Finals</p> <p>GAME 20 at Chicago, 2OT, 9/1/14 18 vs. Chicago, 9/19/15 18 vs. Atlanta, 9/27/11 18 vs. Washington, OT, 9/19/09 17 at Atlanta, 9/25/11 17 at Detroit, 8/19/06</p> <p>FEWEST OFFENSIVE REBOUNDS SEASON 13 in 2016 22 in 2008 25 in 2006</p>	<p>SERIES 15 vs. Chicago, 2013 ESF 16 vs. New York, 2015 EF 21 vs. New York, 2005 ESF 22 vs. Detroit, 2008 ESF</p> <p>GAME 2 at Minnesota, 10/17/12 2 at Detroit, 9/2/07 3 at New York, 9/29/15 5 vs. New York, 9/27/15 5 vs. New York, 9/15/11 5 vs. Detroit, 9/25/09 5 at Detroit, 9/23/08</p> <p>MOST DEFENSIVE REBOUNDS SEASON 241 in 2009 230 in 2015 214 in 2012 166 in 2007</p> <p>SERIES 125 vs. Phoenix, 2009 Finals 98 vs. Minnesota, 2015 Finals 95 vs. Connecticut, 2007 ESF 87 vs. Minnesota, 2012 Finals 74 vs. Atlanta, 2011 EF</p> <p>GAME 41 at Connecticut, 3OT, 8/23/07 33 at Phoenix, 10/1/09 30 vs. Atlanta, 10/2/12 30 vs. Chicago, 9/22/13</p> <p>FEWEST DEFENSIVE REBOUNDS SEASON 18 in 2016 44 in 2006 58 in 2002</p> <p>SERIES 31 vs. Connecticut, 2005 EF 41 vs. Atlanta, 2013 EF 44 vs. Detroit, 2006 ESF 44 vs. New York, 2005 ESF</p> <p>GAME 12 vs. Connecticut, 9/8/05 13 at New York, 8/18/02</p> <p>LARGEST REBOUND MARGIN SERIES +25 vs. Chicago (119-94), 2014 EF +20 vs. New York (65-45), 2005 ESF +19 vs. Chicago (70-51), 2013 ESF +15 vs. New York (92-77), 2002 ESF</p> <p>GAME +21 vs. Atlanta (46-25), 10/2/12 +14 at Chicago (49-35), 2OT, 9/1/14 +13 vs. New York (38-25), 9/1/05 +12 vs. Chicago (35-23), 9/3/14</p> <p>LARGEST REBOUND DEFICIT SERIES -33 vs. Detroit (133-100), 2007 EF -20 vs. Detroit (108-88), 2009 EF -15 vs. Minnesota (159-144), 2015 Finals -15 vs. Detroit (107-92), 2008 ESF</p> <p>GAME -20 at Detroit (43-23), 9/2/07 -14 at New York (39-25), 8/26/10 -14 vs. Detroit (41-27), 9/25/09 -12 at Minnesota (32-20), 10/17/12</p> <p>MOST ASSISTS SEASON 168 in 2009 159 in 2015 134 in 2012 94 in 2007</p> <p>SERIES 89 vs. Phoenix, 2009 Finals 65 vs. Minnesota, 2015 Finals 56 vs. Minnesota, 2012 Finals 54 vs. Connecticut, 2007 ESF</p> <p>GAME 24 at Chicago, 9/21/15 24 at Phoenix, 10/9/09 23 at Chicago, 9/20/13 21 at Atlanta, 9/25/11 21 at Phoenix, OT, 9/29/09 20 at New York, 9/29/15</p>	<p>FEWEST ASSISTS SEASON 16 in 2016 20 in 2006 37 in 2010</p> <p>SERIES 20 vs. Detroit, 2006 ESF</p> <p>GAME 6 vs. Minnesota, 10/11/15 6 vs. Connecticut, 10/8/12 8 at New York, 8/30/05 9, four times (last vs. New York, 9/27/15)</p> <p>MOST STEALS SEASON 91 in 2009 83 in 2015 75 in 2012 49 in 2007 48 in 2011</p> <p>SERIES 35 vs. Phoenix, 2009 Finals 34 vs. Detroit, 2009 EF 33 vs. Minnesota, 2015 Finals 28 vs. New York, 2015 EF 28 vs. Minnesota, 2012 Finals 27 vs. Connecticut, 2007 ESF</p> <p>GAME 18 vs. Washington, 9/25/09 14 at New York, 9/29/15 12 vs. Washington, 8/21/14 11 vs. New York, 9/19/11 11 at Connecticut, OT, 9/10/05 11 at Detroit, 9/2/07</p> <p>FEWEST STEALS SEASON 8 in 2016 10 in 2006 11 in 2002</p> <p>SERIES 9 vs. Chicago, 2013 ESF 10 vs. Atlanta, 2013 EF 10 vs. Detroit, 2006 ESF 11 vs. New York, 2002 ESF</p> <p>GAME 1 at New York, 8/18/02 3 at Chicago, 9/20/13 3 vs. Minnesota, 10/21/12 3 at New York, 8/20/02</p> <p>MOST BLOCKED SHOTS SEASON 50 in 2009 45 in 2012 38 in 2015</p> <p>SERIES 28 vs. Phoenix, 2009 Finals 20 vs. Minnesota, 2012 Finals 18 vs. Minnesota, 2015 Finals 17 vs. Atlanta, 2011 EF 16 vs. Atlanta, 2012 ESF</p> <p>GAME 10 vs. Atlanta, 10/2/12 9 vs. Phoenix, 10/4/09 8 vs. Atlanta, 9/22/11 8 vs. Washington, OT, 9/19/09</p> <p>FEWEST BLOCKED SHOTS SEASON 0 in 2016 4 in 2002 7 in 2006</p> <p>SERIES 2 vs. Connecticut, 2005 EF 4 vs. New York, 2002 ESF</p> <p>GAME 0 vs. Phoenix, 9/21/16 0 at New York, 9/23/15 0 at New York, 9/17/11 0 at Detroit, OT, 9/21/08</p>	<p>MOST PERSONAL FOULS SEASON 208 in 2009 186 in 2015 170 in 2012 112 in 2011 112 in 2007</p> <p>SERIES 111 vs. Phoenix, 2009 Finals 92 vs. Minnesota, 2015 Finals 69 vs. Chicago, 2014 EF 69 vs. Minnesota, 2012 Finals 66 vs. Detroit, 2008 ESF 62 vs. Atlanta, 2011 EF</p> <p>GAME 35 at Detroit, 8/19/06 30 at Phoenix, OT, 9/29/09 29 at Connecticut, OT, 9/10/05 28 vs. Phoenix, 9/21/16</p> <p>FEWEST PERSONAL FOULS SEASON 28 in 2016 52 in 2002 54 in 2010 56 in 2006</p> <p>SERIES 34 vs. New York, 2005 ESF 36 vs. Washington, 2014 ESF 42 vs. Atlanta, 2013 EF 42 vs. Chicago, 2013 ESF 43 vs. Washington, 2009 ESF</p> <p>GAME 11 at New York, 9/23/15 12 vs. Atlanta, 10/2/12 13 at Chicago, 9/21/15 14 vs. Connecticut, 10/8/12 14 vs. Atlanta, 9/28/12</p> <p>MOST DISQUALIFICATIONS SEASON 2 in 2009, 2006, 2005</p> <p>SERIES 2 vs. Phoenix, 2009 Finals 2 vs. Connecticut, 2005 EF 2 vs. Detroit, 2006 ESF</p> <p>GAME 2 vs. Connecticut (Tamika Catchings, Deanna Jackson), OT, 9/10/05 2 vs. Detroit (Ebony Hoffman, Tamika Whitmore), 8/19/06</p> <p>MOST TURNOVERS SEASON 154 in 2015 150 in 2009 146 in 2012</p> <p>SERIES 77 vs. Minnesota, 2015 Finals 61 vs. Phoenix, 2009 Finals 59 vs. Atlanta, 2012 ESF 57 vs. Atlanta, 2011 EF 56 vs. Minnesota, 2012 Finals</p> <p>GAME 23 at Connecticut, 3OT, 8/23/07 22 at Minnesota, 10/17/12 21, three times (most recent vs. Detroit, 9/26/09)</p> <p>FEWEST TURNOVERS SEASON 11 in 2016 32 in 2006 36 in 2005</p> <p>SERIES 15 vs. New York, 2005 ESF 20 vs. Washington, 2014 ESF 21 vs. Connecticut, 2005 EF</p> <p>GAME 6 at Chicago, 9/21/15 6 vs. Chicago, 8/30/14 6 at New York, 8/30/05 7 vs. Connecticut, 10/8/12 7 vs. Detroit, 8/31/07</p>
---	--	--	--	--

FEVER INDIVIDUAL PLAYOFFS RECORDS

SEASONS PLAYED

CAREER

- 13 Tamika Catchings, 2002-16
- 8 Briann January, 2009-17
- 6 Tully Bevilaqua, 2005-10
- 6 Katie Douglas, 2008-13
- 6 Ebony Hoffman, 2005-10
- 6 Tammy Sutton-Brown, 2007-12
- 6 Shavonte Zellous, 2010-15
- 5 Jessica Davenport, 2009-13
- 5 Erlana Larkins, 2012 to present
- 5 Jeanette Pohlen, 2011-13, 2015 to present

GAMES PLAYED

CAREER

- 68 Tamika Catchings, 2002-16
- 44 Briann January, 2009-17
- 38 Shavonte Zellous, 2010-15
- 35 Tammy Sutton-Brown, 2007-12
- 31 Erlana Larkins, 2012 to present
- 29 Katie Douglas, 2008-13
- 28 Tully Bevilaqua, 2005-10
- 25 Jessica Davenport, 2009-13
- 22 Ebony Hoffman, 2005-10
- 20 Erin Phillips, 2011-13
- 20 Jeanette Pohlen, 2011-13, 2015 to present

CONSECUTIVE

- 68 Tamika Catchings, 8/16/02 to 9/21/16
- 35 Shavonte Zellous, 9/17/11 to 10/14/15
- 32 Tammy Sutton-Brown, 8/23/07 to 10/5/12
- 30 Briann January, 9/28/12 to present
- 30 Erlana Larkins, 9/28/12 to present
- 28 Katie Douglas, 9/18/08 to 10/11/12
- 28 Tully Bevilaqua, 8/30/05 to 9/1/10
- 20 Erin Phillips, 9/15/11 to 9/29/13
- 18 Ebony Hoffman, 9/2/07 to 9/1/10

SEASON

- 11 Tamika Catchings, 2015
- 11 Marissa Coleman, 2015
- 11 Briann January, 2015
- 11 Shenise Johnson, 2015
- 11 Erlana Larkins, 2015
- 11 Shavonte Zellous, 2015
- 10 Tully Bevilaqua (2009); Tamika Catchings (2009, 2012); Tamecka Dixon (2009); Katie Douglas (2009); Ebony Hoffman (2009); Briann January (2009, 2012); Erlana Larkins (2012); Jessica Moore (2009); Erin Phillips (2012); Tammy Sutton-Brown (2009); Shavonte Zellous (2012)

GAMES STARTED

CAREER

- 67 Tamika Catchings, 2002-16
- 31 Briann January, 2009-17
- 29 Erlana Larkins, 2012 to present
- 29 Tammy Sutton-Brown, 2007-12
- 28 Katie Douglas, 2008-13
- 28 Tully Bevilaqua, 2005-10
- 18 Ebony Hoffman, 2005-10
- 17 Marissa Coleman, 2014-17
- 15 Erin Phillips, 2011-13
- 15 Shavonte Zellous, 2010-15

CONSECUTIVE

- 36 Tamika Catchings, 8/16/02 to 9/25/11
- 31 Tamika Catchings, 9/28/12 to 9/21/16
- 31 Briann January, 9/28/12 to present
- 29 Tammy Sutton-Brown, 8/23/07 to 9/28/12
- 28 Katie Douglas, 9/18/08 to 10/11/12
- 26 Tully Bevilaqua, 8/30/05 to 9/1/10
- 18 Erlana Larkins, 9/30/12 to 9/3/14
- 17 Marissa Coleman, 8/21/14 to present
- 16 Ebony Hoffman, 9/19/09 to 9/1/10

SEASON

- 11 Tamika Catchings, 2015
- 11 Marissa Coleman, 2015
- 11 Briann January, 2015
- 11 Shenise Johnson, 2015
- 10 Tamika Catchings, 2009, 2012
- 10 Tully Bevilaqua, 2009
- 10 Katie Douglas, 2009
- 10 Ebony Hoffman, 2009
- 10 Briann January, 2012
- 10 Erlana Larkins, 2015
- 10 Tammy Sutton-Brown, 2009

MINUTES PLAYED

CAREER

- 2310 Tamika Catchings, 2002-16
- 1310 Briann January, 2009-17
- 969 Erlana Larkins, 2012 to present
- 925 Shavonte Zellous, 2010-15
- 922 Katie Douglas, 2008-13
- 849 Tammy Sutton-Brown, 2007-12
- 813 Tully Bevilaqua, 2005-10
- 580 Ebony Hoffman, 2005-10
- 547 Erin Phillips, 2011-13
- 463 Marissa Coleman, 2014-17

SEASON

- 361 Katie Douglas, 2009
- 359 Tamika Catchings, 2015
- 357 Tamika Catchings, 2009
- 354 Briann January, 2015
- 354 Tamika Catchings, 2012
- 341 Briann January, 2012
- 335 Shenise Johnson, 2015
- 320 Erlana Larkins, 2012
- 319 Marissa Coleman, 2015
- 311 Erlana Larkins, 2015
- 311 Tammy Sutton-Brown, 2009

SERIES (4 OR 5 GAMES)

- 177 Katie Douglas vs. Phoenix, 2009 Finals
- 177 Tamika Catchings vs. Phoenix, 2009 Finals
- 175 Briann January vs. Minnesota, 2015 Finals
- 158 Tamika Catchings vs. Minn., 2015 Finals
- 155 Ebony Hoffman vs. Phoenix, 2009 Finals
- 153 Shenise Johnson vs. Minnesota, 2015 Finals
- 150 Tammy Sutton-Brown vs. Pho., 2009 Finals
- 147 Marissa Coleman vs. Minn., 2015 Finals
- 146 Briann January vs. Minnesota, 2012 Finals
- 144 Tamika Catchings vs. Minn., 2012 Finals

SERIES (2 OR 3 GAMES)

- 117 Anna DeForge vs. Connecticut, 2007 ESF
- 116 Tamika Catchings vs. Connecticut, 2007 ESF
- 115 Tully Bevilaqua vs. Connecticut, 2007 ESF
- 113 Tamika Catchings vs. Detroit, 2008 ESF
- 112 Tamika Catchings vs. Connecticut, 2012 EF
- 110 Shavonte Zellous vs. Chicago, 2014 EF
- 110 Coquese Washington vs. New York, 2002 ESF

GAME

- 46:40 Tamika Catchings at Connecticut, 3OT, 8/23/07
- 46:36 Tully Bevilaqua at Connecticut, 3OT, 8/23/07
- 46:26 Anna DeForge at Connecticut, 3OT, 8/23/07
- 45:22 Tamika Catchings at Chicago, 2OT, 9/1/14
- 45:10 Erlana Larkins at Chicago, 2OT, 9/1/14
- 44:31 Shavonte Zellous at Chicago, 2OT, 9/1/14
- 44 Tamika Catchings at Connecticut, OT, 9/10/05
- 44 Kelly Miller at Connecticut, OT, 9/10/05



The Eastern Conference Champions in 2009, the Fever beat Detroit to end three straight years of playoff elimination by the Shock. The championship game at Bankers Life Fieldhouse wound up being the Shock's final game before moving their franchise to Tulsa. **STANDING:** Briann January, Tammy Sutton-Brown, Shay Murphy, Tamecka Dixon, Katie Douglas, Jessica Davenport, Ebony Hoffman, Christina Wirth and Jessica Moore. **KNEELING:** Tully Bevilaqua and Tamika Catchings.

FEVER INDIVIDUAL PLAYOFFS RECORDS

POINTS CAREER	SEASON	GAME	3-POINT FG PERCENTAGE CAREER
1141 Tamika Catchings, 2002-16	58 Tamika Catchings, 2015	MINIMUM 6 FGA	MINIMUM 2 YEARS AND 15 3FGA
471 Briann January, 2009-17	57 Shenise Johnson, 2015	.875 Erlana Larkins (7-8) at Chicago, 9/21/15	.500 Tamika Whitmore (15-30), 2006-07
423 Katie Douglas, 2008-13	56 Tamika Catchings, 2012	.857 Ebony Hoffman (12-14) at Phoenix, ot, 9/29/09	.404 Erin Phillips (19-47), 2011-13
368 Shavonte Zellous, 2010-15	56 Tamika Catchings, 2009	.857 Ebony Hoffman (6-7) vs. Phoenix, 10/4/09	.390 Marissa Coleman (30-77), 2014 to present
339 Tammy Sutton-Brown, 2007-12	56 Tammy Sutton-Brown, 2009	.857 Sheri Sam (6-7) vs. Connecticut, ot, 8/27/07	SEASON
278 Erlana Larkins, 2012 to present	51 Katie Douglas, 2009		MINIMUM 10 3FGA
208 Ebony Hoffman, 2005-10	48 Marissa Coleman, 2015		.565 Tamika Whitmore (13-23), 2007
185 Marissa Coleman, 2014-17	47 Ebony Hoffman, 2009		.529 Kelly Miller (9-17), 2005
169 Tully Bevilaqua, 2005-10	46 Briann January, 2012		.517 Erin Phillips (15-29), 2012
162 Erin Phillips, 2011-13	44 Briann January, 2015		.469 Tamika Catchings (15-32), 2015
SEASON	SERIES (4 OR 5 GAMES)	3-POINT FG MADE CAREER	.436 Katie Douglas (17-39), 2011
190 Tamika Catchings, 2012	33 Ebony Hoffman vs. Phoenix, 2009 Finals	81 Tamika Catchings, 2002-16	GAME
179 Tamika Catchings, 2015	30 Tamika Catchings vs. Phoenix, 2009 Finals	50 Katie Douglas, 2008-13	MINIMUM 5 3FGA
172 Tamika Catchings, 2009	30 Tammy Sutton-Brown vs. Pho., 2009 Finals	36 Briann January, 2009-17	.833 Katie Douglas (5-6) at Atlanta, 9/25/11
155 Katie Douglas, 2009	27 Tamika Catchings vs. Minn., 2012 Finals	34 Tully Bevilaqua, 2005-10	.714 Marissa Coleman (5-7) at New York, 9/29/15
143 Tammy Sutton-Brown, 2009	27 Katie Douglas vs. Phoenix, 2009 Finals	30 Marissa Coleman, 2014-17	.714 Marissa Coleman (5-7) at Chicago, 9/21/15
136 Shenise Johnson, 2015	26 Briann January vs. Minn., 2015 Finals	28 Shavonte Zellous, 2010-15	.714 Tangela Smith (5-7) vs. Atlanta, 9/22/11
131 Marissa Coleman, 2015	SERIES (2 OR 3 GAMES)	19 Erin Phillips, 2011-13	MOST FT MADE CAREER
124 Briann January, 2015	28 Anna DeForge vs. Connecticut, 2007 ESF	16 Anna DeForge, 2006-07	356 Tamika Catchings, 2002-16
119 Ebony Hoffman, 2009	23 Katie Douglas vs. New York, 2011 ESF	15 Tamika Whitmore, 2006-07	119 Briann January, 2009-17
118 Katie Douglas, 2011	23 Tamika Whitmore vs. Connecticut, 2007 ESF	SEASON	99 Tammy Sutton-Brown, 2007-12
SERIES (4 OR 5 GAMES)	22 Tamika Catchings vs. New York, 2002 ESF	21 Marissa Coleman, 2015	85 Katie Douglas, 2008-13
89 Tamika Catchings vs. Minn., 2012 Finals	GAME	18 Katie Douglas, 2009	76 Shavonte Zellous, 2010-15
82 Ebony Hoffman vs. Phoenix, 2009 Finals	15 Tamika Whitmore at Detroit, 8/19/06	17 Tamika Catchings, 2012	54 Erlana Larkins, 2012 to present
81 Tamika Catchings vs. Phoenix, 2009 Finals	12 Katie Douglas at Phoenix, OT, 9/29/09	17 Katie Douglas, 2011	28 Ebony Hoffman, 2005-10
SERIES (2 OR 3 GAMES)	12 Ebony Hoffman at Phoenix, OT, 9/29/09	15 Tamika Catchings, 2015	27 Tully Bevilaqua, 2005-10
75 Anna DeForge vs. Connecticut, 2007 ESF	12 Anna DeForge at Connecticut, 8/23/07	15 Erin Phillips, 2012	23 Karima Christmas, 2012-14
70 Tamika Catchings vs. Chicago, 2015 ESF		13 Tamika Whitmore, 2007	23 Erin Phillips, 2011-13
66 Katie Douglas vs. New York, 2011 ESF	MOST FG ATTEMPTED CAREER	12 Briann January, 2009	SEASON
61 Tamika Catchings vs. Detroit, 2008 ESF	887 Tamika Catchings, 2002-16	11 Katie Douglas, 2012	61 Tamika Catchings, 2012
61 Tamika Catchings vs. New York, 2002 ESF	409 Briann January, 2009-17	11 Anna DeForge, 2007	51 Tamika Catchings, 2009
GAME	358 Katie Douglas, 2008-13	SERIES (4 OR 5 GAMES)	48 Tamika Catchings, 2015
41 Tamika Whitmore at Detroit, 8/19/06	316 Shavonte Zellous, 2010-15	10 Katie Douglas vs. Phoenix, 2009 Finals	36 Tamika Catchings, 2014
31 Anna DeForge at Connecticut, 3OT, 8/23/07	256 Tammy Sutton-Brown, 2007-12	9 Briann January vs. Phoenix, 2009 Finals	36 Tamika Catchings, 2007
30 Shavonte Zellous vs. Minnesota, 10/19/12	203 Erlana Larkins, 2012 to present	8 Tamika Catchings vs. Minn., 2012 Finals	35 Katie Douglas, 2009
30 Katie Douglas at Phoenix, OT, 9/29/09	175 Ebony Hoffman, 2005-10	SERIES (2 OR 3 GAMES)	34 Briann January, 2009
30 Tamika Catchings vs. Connecticut, OT, 8/27/07	170 Tully Bevilaqua, 2005-10	9 Katie Douglas vs. New York, 2011 ESF	31 Tammy Sutton-Brown, 2009
29 Tamika Catchings vs. New York, 8/16/02	167 Marissa Coleman, 2014-17	9 Tamika Whitmore vs. Connecticut, 2007 ESF	28 Briann January, 2015
27 Tamika Catchings at Chicago, 9/21/15	136 Erin Phillips, 2011-13	8 Katie Douglas vs. Atlanta, 2011 EF	28 Tamika Catchings, 2008
27 Tamika Catchings at Minnesota, 10/17/12	SEASON	8 Tamika Catchings vs. New York, 2002 ESF	SERIES (4 OR 5 GAMES)
27 Katie Douglas at Connecticut, 10/5/12	149 Tamika Catchings, 2012	GAME	27 Tamika Catchings vs. Minn., 2012 Finals
27 Ebony Hoffman at Phoenix, OT, 9/29/09	141 Katie Douglas, 2009	5 Marissa Coleman at New York, 9/29/15	19 Tamika Catchings vs. Minn., 2015 Finals
27 Tamika Catchings at Detroit, OT, 9/21/08	134 Tamika Catchings, 2015	5 Marissa Coleman at Chicago, 9/21/15	19 Briann January vs. Minnesota, 2015 Finals
HALF	122 Tamika Catchings, 2009	5 Katie Douglas at Connecticut, 10/5/12	18 Shavonte Zellous vs. Minnesota, 2012 Finals
25 Tamika Whitmore at Detroit (2nd), 8/19/06	119 Marissa Coleman, 2015	5 Katie Douglas at Atlanta, 9/25/11	17 Tamika Catchings vs. Phoenix, 2009 Finals
20 Tamika Catchings at Atlanta (2nd), 9/30/12	114 Shenise Johnson, 2015	5 Tangela Smith vs. Atlanta, 9/22/11	SERIES (2 OR 3 GAMES)
18 Tamika Catchings vs. Washington (2nd), 8/21/14	108 Briann January, 2012	4 seven times (last: Tamika Catchings at Minnesota, 10/14/15)	28 Tamika Catchings vs. Detroit, 2008 ESF
18 Tamika Catchings vs. New York (2nd), 8/16/02	106 Tammy Sutton-Brown, 2009	3-POINT FG ATTEMPTED CAREER	23 Tamika Catchings vs. Chicago, 2015 ESF
18 Tamika Catchings vs. Connecticut (2nd), 8/27/07	94 Katie Douglas, 2011	247 Tamika Catchings, 2002-16	23 Tamika Catchings vs. Washington, 2014 ESF
QUARTER	SERIES (4 OR 5 GAMES)	145 Katie Douglas, 2008-13	23 Tamika Catchings vs. Washington, 2014 ESF
18 Tamika Catchings at Atlanta (4th), 9/30/12	73 Katie Douglas vs. Phoenix, 2009 Finals	104 Tully Bevilaqua, 2005-10	23 Tamika Catchings vs. Connecticut, 2007 ESF
15 Tamika Whitmore at Detroit (3rd), 8/19/06	66 Tamika Catchings vs. Phoenix, 2009 Finals	111 Briann January, 2009-17	21 Tamika Catchings vs. Atlanta, 2012 ESF
14 Tamika Catchings vs. Washington (4th), 8/21/14	63 Briann January vs. Minnesota, 2015 Finals	90 Shavonte Zellous, 2010-15	GAME
14 Tammy Sutton-Brown at Phoenix (1st), 10/9/09	63 Tamika Catchings vs. Minn., 2012 Finals	77 Marissa Coleman, 2014-17	16 Tamika Catchings vs. Connecticut, OT, 8/27/07
OVERTIME	SERIES (2 OR 3 GAMES)	47 Erin Phillips, 2011-13	14 Tamika Catchings vs. Washington, 8/21/14
9 Tamika Catchings at Washington, 8/23/14	55 Tamika Whitmore vs. Connecticut, 2007 ESF	36 Anna DeForge, 2006-07	14 Tamika Catchings at Detroit, OT, 9/21/08
8 Katie Douglas at Phoenix, 9/29/09	49 Katie Douglas vs. New York, 2011 ESF	36 Shenise Johnson, 2015 to present	13 Tammy Sutton-Brown at Detroit, OT, 9/21/08
7 Tamika Whitmore at Connecticut (3rd), 3OT, 8/23/07	49 Anna DeForge vs. Connecticut, 2007 ESF	34 Ebony Hoffman, 2005-10	MOST CONSECUTIVE FT MADE
MOST FG MADE CAREER	48 Shavonte Zellous vs. Chicago, 2014 EF	SEASON	25 Tamika Catchings, 10/17/12 to 9/22/13 (last 2 at Minnesota, 10/17/12; 6-6 vs. Minnesota, 10/19/12; 9-9 vs. Minnesota, 10/12/12; 3-3 at Chicago, 9/20/13; first 5 vs. Chicago, 9/22/13)
352 Tamika Catchings, 2002-16	GAME	58 Katie Douglas, 2009	24 Shavonte Zellous, 10/2/12 to 9/22/13 (last 1 vs. Atlanta, 10/2/12; 0-0 at Connecticut, 10/5/12; 0-0 vs. Connecticut, 10/8/12; 0-0 at Connecticut, 10/11/12; 2-2 at Minnesota, 10/14/12; 5-5 at Minnesota, 10/17/12; 7-7 vs. Minnesota, 10/19/12; 4-4 vs. Minnesota, 10/21/12; 3-3 at Chicago, 9/20/13; first 2 vs. Chicago, 9/22/13)
158 Briann January, 2009-17	25 Tamika Whitmore at Detroit, 8/19/06	52 Tamika Catchings, 2012	23 Tamika Catchings, 9/19/08 to 9/21/08 (last 11 vs. Detroit, 9/19/08; first 12 at Detroit, OT, 9/21/08)
144 Katie Douglas, 2008-13	22 Tamika Catchings at Chicago, 2OT, 9/1/14	51 Marissa Coleman, 2015	21 Briann January, 9/21/15 to 10/11/15 (last 2 at Chicago, 9/21/15; 1-1 vs. New York, 9/27/15; 2-2 at New York, 9/29/15; 6-6 at Minnesota, 10/4/15; 2-2 at Minnesota, 10/6/15; first 8 vs. Minnesota, 10/11/15)
120 Tammy Sutton-Brown, 2007-12	22 Anna DeForge at Connecticut, 3OT, 8/23/07	39 Katie Douglas, 2011	
112 Erlana Larkins, 2012 to present	21 Tamika Catchings vs. New York, 9/27/15	36 Tamika Catchings, 2009	
84 Ebony Hoffman, 2005-10	21 Shavonte Zellous at Chicago, 2OT, 9/1/14	32 Tamika Catchings, 2015	
68 Marissa Coleman, 2014-17	21 Katie Douglas at Phoenix, OT, 9/29/09	32 Tully Bevilaqua, 2009	
60 Shenise Johnson, 2015 to present	FG PERCENTAGE CAREER	SERIES (4 OR 5 GAMES)	
60 Erin Phillips, 2011-13	MINIMUM 2 YEARS AND 50 FGA	35 Katie Douglas vs. Phoenix, 2009 Finals	
	.552 Erlana Larkins (112-203), 2012 to present	24 Tamika Catchings vs. Minn., 2012 Finals	
	.533 Jessica Davenport (56-105), 2009-13	22 Shavonte Zellous vs. Minnesota, 2012 Finals	
	.480 Ebony Hoffman (84-175), 2005-10	SERIES (2 OR 3 GAMES)	
	.469 Tammy Sutton-Brown (120-256), 2007-12	22 Katie Douglas vs. New York, 2011 ESF	
	SEASON	21 Tamika Catchings vs. New York, 2002 ESF	
	MINIMUM 30 FGA	19 Shavonte Zellous vs. Chicago, 2014 EF	
	.569 Erlana Larkins (33-58), 2015	18 Marissa Coleman vs. Chicago, 2015 ESF	
	.567 Erlana Larkins (17-30), 2013	18 Tully Bevilaqua vs. Detroit, 2008 ESF	
	.556 Jessica Davenport (20-36), 2011	GAME	
	.553 Ebony Hoffman (47-85), 2009	11 Anna DeForge at Connecticut, 3OT, 8/23/07	
	.542 Erlana Larkins (39-72), 2012	10 Tamika Catchings at Minnesota, 10/14/12	
		10 Katie Douglas at Connecticut, 10/5/12	
		10 Katie Douglas at New York, 9/17/11	

FEVER INDIVIDUAL PLAYOFFS RECORDS

MOST FT ATTEMPTED

CAREER

417	Tamika Catchings, 2002-16
138	Tammy Sutton-Brown, 2007-12
137	Briann January, 2009-17
106	Katie Douglas, 2008-13
95	Shavonte Zellous, 2010-15
67	Erlana Larkins, 2012 to present
38	Ebony Hoffman, 2005-10
36	Tully Bevilaqua, 2005-10
29	Karima Christmas, 2012-14
29	Erin Phillips, 2011-13

SEASON

68	Tamika Catchings, 2012
60	Tamika Catchings, 2009
56	Tamika Catchings, 2015
45	Tammy Sutton-Brown, 2009
43	Katie Douglas, 2009
41	Tamika Catchings, 2007
40	Tamika Catchings, 2014
40	Briann January, 2009

SERIES (4 OR 5 GAMES)

28	Tamika Catchings vs. Minn., 2012 Finals
25	Tammy Sutton-Brown vs. Pho., 2009 Finals
22	Tamika Catchings vs. Phoenix, 2009 Finals

SERIES (2 OR 3 GAMES)

30	Tamika Catchings vs. Detroit, 2008 ESF
27	Tamika Catchings vs. Chicago, 2015 ESF
24	Tamika Catchings vs. Washington, 2014 ESF
24	Tamika Catchings vs. Atlanta, 2012 ESF
24	Tamika Catchings vs. Connecticut, 2007 ESF

GAME

17	Tamika Catchings vs. Connecticut, OT, 8/27/07
15	Tamika Catchings at Detroit, OT, 9/21/08
14	Tammy Sutton-Brown at Detroit, OT, 9/21/08
14	Tamika Catchings vs. Washington, 8/21/14

FT PERCENTAGE

CAREER

MINIMUM 2 YEARS AND 25 FTA

.869	Briann January (119-137), 2009 to present
.854	Tamika Catchings (356-417), 2002-16
.808	Tamika Whitmore (21-26), 2006-07
.806	Erlana Larkins (54-67), 2012 to present
.802	Katie Douglas (85-106), 2008-13

SEASON

MINIMUM 20 FTA

1.000	Anna DeForge (20-20), 2007
.952	Tammy Sutton-Brown (20-21), 2008
.933	Briann January (28-30), 2015
.933	Tamika Catchings (28-30), 2008
.900	Tamika Catchings (36-40), 2014
.900	Briann January (18-20), 2012

GAME

MINIMUM 10 FTA

1.000	Tamika Catchings (14-14) vs. Washington, 8/21/14
1.000	Tammy Sutton-Brown (10-10) vs. New York, 9/15/11
1.000	Tamika Whitmore (10-10) at Detroit, 8/19/06
.941	Tamika Catchings (16-17) vs. Connecticut, ot, 8/27/07
.933	Tamika Catchings (14-15) at Detroit, 9/21/08

REBOUNDS

CAREER

598	Tamika Catchings, 2002-16
287	Erlana Larkins, 2012 to present
168	Tammy Sutton-Brown, 2007-12
102	Shavonte Zellous, 2010-15
102	Ebony Hoffman, 2005-10
101	Briann January, 2009-17
95	Katie Douglas, 2008-13
66	Jessica Davenport, 2009-13
63	Tully Bevilaqua, 2005-10
55	Karima Christmas, 2012-14

SEASON

109	Erlana Larkins, 2012
104	Tamika Catchings, 2009
85	Tamika Catchings, 2012
79	Erlana Larkins, 2015
76	Tamika Catchings, 2015
66	Tamika Catchings, 2007
56	Tammy Sutton-Brown, 2009
52	Erlana Larkins, 2014
50	Shenise Johnson, 2015
50	Tamika Catchings, 2011

SERIES (4 OR 5 GAMES)

48	Erlana Larkins vs. Minnesota, 2012 Finals
48	Tamika Catchings vs. Phoenix, 2009 Finals
40	Tamika Catchings vs. Minn., 2015 Finals
36	Erlana Larkins vs. Minnesota, 2015 Finals
27	Ebony Hoffman vs. Phoenix, 2009 Finals

SERIES (2 OR 3 GAMES)

46	Tamika Catchings vs. Connecticut, 2007 ESF
35	Tamika Catchings vs. Atlanta, 2012 ESF
32	Erlana Larkins vs. Atlanta, 2012 ESF
32	Tamika Catchings vs. New York, 2002 ESF

GAME

20	Erlana Larkins vs. Atlanta, 10/2/12
20	Tamika Catchings at Connecticut, 3OT, 8/23/07
16	Tamika Catchings vs. Washington, OT, 9/19/09
15	Erlana Larkins vs. Minnesota, 10/19/12
15	Erlana Larkins at Minnesota, 10/14/12

OFFENSIVE REBOUNDS

CAREER

149	Tamika Catchings, 2002-16
123	Erlana Larkins, 2012 to present
54	Tammy Sutton-Brown, 2007-12
34	Katie Douglas, 2008-13
30	Karima Christmas, 2012-14
29	Shavonte Zellous, 2010-15
25	Ebony Hoffman, 2005-10
22	Briann January, 2009-17
22	Jessica Davenport, 2009-13
15	Tully Bevilaqua, 2005-10
15	Shenise Johnson, 2015 to present
15	Sheri Sam, 2007

SEASON

49	Erlana Larkins, 2012
34	Erlana Larkins, 2015
24	Tamika Catchings, 2009
23	Erlana Larkins, 2014
19	Tamika Catchings, 2011
18	Tamika Catchings, 2012
17	Tamika Catchings, 2015
17	Tammy Sutton-Brown, 2011
15	Karima Christmas, 2014
15	Tammy Sutton-Brown, 2009
15	Sheri Sam, 2007

SERIES (4 OR 5 GAMES)

22	Erlana Larkins vs. Minnesota, 2012 Finals
18	Erlana Larkins vs. Minnesota, 2015 Finals
10	Tamika Catchings vs. Minn., 2015 Finals

SERIES (2 OR 3 GAMES)

15	Erlana Larkins vs. Atlanta, 2012 ESF
13	Erlana Larkins vs. Chicago, 2015 ESF
12	Karima Christmas vs. Chicago, 2014 EF
12	Erlana Larkins vs. Chicago, 2014 EF
12	Erlana Larkins vs. Connecticut, 2012 ESF
12	Tamika Catchings vs. Atlanta, 2012 ESF
12	Tamika Catchings vs. New York, 2002 ESF

GAME

9	Erlana Larkins vs. Atlanta, 10/2/12
8	Erlana Larkins vs. Minnesota, 10/19/12
7	Erlana Larkins at Minnesota, 10/14/12
7	Natalie Williams at Connecticut, OT, 9/10/05

DEFENSIVE REBOUNDS

CAREER

449	Tamika Catchings, 2002-16
164	Erlana Larkins, 2012 to present
114	Tammy Sutton-Brown, 2007-12
79	Briann January, 2009-17
77	Ebony Hoffman, 2005-10
73	Shavonte Zellous, 2010-15
61	Katie Douglas, 2008-13
48	Tully Bevilaqua, 2005-10
44	Jessica Davenport, 2009-13
39	Shenise Johnson, 2015 to present

SEASON

80	Tamika Catchings, 2009
67	Tamika Catchings, 2012
60	Erlana Larkins, 2012
59	Tamika Catchings, 2015
54	Tamika Catchings, 2007
45	Erlana Larkins, 2015
41	Tammy Sutton-Brown, 2009
37	Ebony Hoffman, 2009
36	Shenise Johnson, 2015

SERIES (4 OR 5 GAMES)

41	Tamika Catchings vs. Phoenix, 2009 Finals
30	Tamika Catchings vs. Minn., 2015 Finals
26	Erlana Larkins vs. Minnesota, 2012 Finals
24	Ebony Hoffman vs. Phoenix, 2009 Finals

SERIES (2 OR 3 GAMES)

38	Tamika Catchings vs. Connecticut, 2007 ESF
23	Tamika Catchings vs. Atlanta, 2012 ESF
22	Tamika Catchings vs. Connecticut, 2012 ESF

GAME

18	Tamika Catchings at Connecticut, 3OT, 8/23/07
12	Erlana Larkins at Atlanta, 9/26/13
12	Tamika Catchings vs. Chicago, 9/22/13
12	Tamika Catchings at Connecticut, 10/11/12
12	Tamika Catchings vs. Phoenix, 10/4/09
11	seven times (last: Erlana Larkins vs. Chicago, 9/22/13)

ASSISTS

CAREER

223	Tamika Catchings, 2002-16
173	Briann January, 2009-17
82	Katie Douglas, 2008-13
63	Tully Bevilaqua, 2005-10
60	Shavonte Zellous, 2010-15
42	Erlana Larkins, 2012 to present
39	Erin Phillips, 2011-13

SEASON

55	Briann January, 2015
54	Tamika Catchings, 2009
50	Katie Douglas, 2009
38	Briann January, 2012
31	Tamika Catchings, 2012
30	Briann January, 2009
29	Tamika Catchings, 2015
21	Briann January, 2014
20	Tully Bevilaqua, 2009
19	Tully Bevilaqua, 2007
19	Tamika Catchings, 2007

SERIES (4 OR 5 GAMES)

33	Tamika Catchings vs. Phoenix, 2009 Finals
27	Briann January vs. Minnesota, 2015 Finals
25	Katie Douglas vs. Phoenix, 2009 Finals
16	Briann January vs. Phoenix, 2009 Finals

SERIES (2 OR 3 GAMES)

18	Tamika Catchings vs. Detroit, 2008 ESF
15	Briann January vs. Chicago, 2015 ESF
15	Briann January vs. Atlanta, 2012 ESF
15	Tamika Catchings vs. Connecticut, 2007 ESF
14	Coquese Washington vs. New York, 2002 ESF

GAME

11	Tamika Catchings at Phoenix, 10/1/09
9	Briann January vs. Phoenix, 9/21/16
9	Katie Douglas at Phoenix, 10/9/09
8	six times (last: Briann January vs. Minnesota, 10/9/15)

STEALS

CAREER

152	Tamika Catchings, 2002-16
47	Briann January, 2009-17
36	Tully Bevilaqua, 2005-10
34	Katie Douglas, 2008-13
25	Erlana Larkins, 2012 to present
23	Ebony Hoffman, 2005-10
22	Shavonte Zellous, 2010-15
22	Tammy Sutton-Brown, 2007-12

SEASON

33	Tamika Catchings, 2009
23	Tamika Catchings, 2012
22	Tamika Catchings, 2015
16	Briann January, 2012
15	Briann January, 2015
14	Katie Douglas, 2009
13	Tamika Catchings, 2014
13	Tamika Catchings, 2011
13	Tamika Catchings, 2007
12	Marissa Coleman, 2015
12	Tully Bevilaqua, 2009

SERIES (4 OR 5 GAMES)

16	Tamika Catchings vs. Phoenix, 2009 Finals
11	Tamika Catchings vs. Minn., 2015 Finals
8	Tamika Catchings vs. Minn., 2012 Finals

SERIES (2 OR 3 GAMES)

12	Tamika Catchings vs. Detroit, 2009 EF
9	Tamika Catchings vs. Washington, 2014 ESF
9	Tamika Catchings vs. New York, 2010 ESF
8	Tamika Catchings vs. Atlanta, 2012 ESF
8	Tamika Catchings vs. Detroit, 2007 EF

GAME

7	Tamika Catchings vs. Washington, 8/21/14
6	Briann January at New York, 9/29/15
6	Tamika Catchings vs. Detroit, 9/25/09
5	Erin Phillips vs. New York, 9/19/11
5	Tamika Catchings at Phoenix, 10/9/09
5	Katie Douglas vs. Detroit, 9/25/09

BLOCKED SHOTS

CAREER

62	Tamika Catchings, 2002-16
44	Tammy Sutton-Brown, 2007-12
24	Shavonte Zellous, 2010-15
23	Erlana Larkins, 2012 to present
18	Jessica Davenport, 2009-13
15	Ebony Hoffman, 2005-10
10	Briann January, 2009-17
10	Katie Douglas, 2008-13

SEASON

18	Tamika Catchings, 2012
14	Tamika Catchings, 2009
14	Tammy Sutton-Brown, 2009
12	Tammy Sutton-Brown, 2007
11	Tammy Sutton-Brown, 2011
11	Tamika Catchings, 2015
8	Erlana Larkins, 2012
8	Shavonte Zellous, 2012
8	Jessica Davenport, 2009

SERIES (4 OR 5 GAMES)

9	Tamika Catchings vs. Minnesota, 2012 Finals
8	Tamika Catchings vs. Phoenix, 2009 Finals
7	Jessica Davenport vs. Phoenix, 2009 Finals

SERIES (2 OR 3 GAMES)

10	Tammy Sutton-Brown vs. Detroit, 2007 EF
7	Tammy Sutton-Brown vs. Atlanta, 2011 EF
6	Tammy Sutton-Brown vs. Washington, 2009 ESF

GAME

6	Tammy Sutton-Brown vs. Detroit, 8/31/07
4	Tamika Catchings vs. Minnesota, 10/14/12
4	Tamika Catchings vs. Atlanta, 10/2/12
4	Tangela Smith vs. Atlanta, 9/22/11
4	Tamika Catchings vs. Washington, OT, 9/19/09
4	Tammy Sutton-Brown vs. Washington, OT, 9/19/09

FEVER INDIVIDUAL PLAYOFFS RECORDS

PERSONAL FOULS

CAREER

- 193 Tamika Catchings, 2002-16
- 117 Briann January, 2009-17
- 102 Shavonte Zellous, 2010-15
- 92 Erlana Larkins, 2012 to present
- 86 Tammy Sutton-Brown, 2007-12
- 74 Tully Bevilaqua, 2005-10
- 72 Ebony Hoffman, 2005-10
- 47 Katie Douglas, 2008-13
- 41 Marissa Coleman, 2014-17
- 41 Erin Phillips, 2011-13

SEASON

- 38 Ebony Hoffman, 2009
- 34 Tamika Catchings, 2009
- 32 Briann January, 2012
- 30 Erlana Larkins, 2015
- 30 Tammy Sutton-Brown, 2009
- 29 Shavonte Zellous, 2015
- 29 Tamika Catchings, 2012
- 28 Tamika Catchings, 2015
- 27 Briann January, 2015
- 27 Shavonte Zellous, 2012

SERIES (4 OR 5 GAMES)

- 22 Ebony Hoffman vs. Phoenix, 2009 Finals
- 19 Shavonte Zellous vs. Minnesota, 2015 Finals
- 18 Tamika Catchings vs. Phoenix, 2009 Finals
- 16 Erlana Larkins vs. Minnesota, 2015 Finals
- 15 Jessica Moore vs. Phoenix, 2009 Finals

SERIES (2 OR 3 GAMES)

- 15 Erlana Larkins vs. Chicago, 2014 EF
- 13 Tammy Sutton-Brown vs. Detroit, 2007 EF
- 12 Briann January vs. Atlanta, 2012 ESF
- 12 Tamika Catchings vs. Detroit, 2008 ESF
- 12 Tammy Sutton-Brown vs. Detroit, 2008 ESF
- 12 Sheri Sam vs. Connecticut, 2007 ESF

TURNOVERS

CAREER

- 179 Tamika Catchings, 2002-16
- 100 Briann January, 2009-17
- 71 Tammy Sutton-Brown, 2007-12
- 57 Erlana Larkins, 2012 to present
- 56 Katie Douglas, 2008-13
- 42 Shavonte Zellous, 2010-15
- 35 Tully Bevilaqua, 2005-10
- 31 Erin Phillips, 2011-13
- 29 Karima Christmas, 2012-14
- 29 Ebony Hoffman, 2005-10

SEASON

- 34 Tamika Catchings, 2009
- 30 Briann January, 2015
- 30 Briann January, 2012
- 30 Tammy Sutton-Brown, 2009
- 29 Tamika Catchings, 2015
- 27 Tamika Catchings, 2012
- 20 Erlana Larkins, 2015

SERIES (4 OR 5 GAMES)

- 19 Tamika Catchings vs. Minn., 2015 Finals
- 19 Briann January vs. Minnesota, 2015 Finals
- 14 Tamika Catchings vs. Phoenix, 2009 Finals
- 14 Tammy Sutton-Brown vs. Pho., 2009 Finals

SERIES (2 OR 3 GAMES)

- 14 Tamika Catchings vs. Detroit, 2009 EF
- 14 Olympia Scott vs. New York, 2002 ESF
- 14 Tamika Whitmore vs. Connecticut, 2007 ESF

GAME

- 8 Olympia Scott at New York, 8/20/02



Tamika Whitmore's 41 points for Indiana in a 98-83 playoff loss at Detroit, 8/19/06, was a WNBA Playoff record until 2010. Whitmore made 15-of-22 shots and added 10 rebounds in what was one of the greatest playoff performances in league history. Pacing the Fever while Tamika Catchings was lost for the second half due to a concussion, Whitmore scored 25 points in the second half, including 15 in the third quarter.



Shavonte Zellous' 30 points in Game 3 of the 2012 WNBA Finals matched the third-highest scoring output in Indiana playoff history. Zellous hit 10-of-17 shots in the game while staking the Fever to a stunning 37-point third-quarter advantage (70-33), which is the largest lead in Finals history. Zellous shot 18-of-18 from the FT line during the series and closed the 2012 campaign with 19 straight free throws made.



Erlana Larkins established a new Fever record with 109 rebounds during the 2012 playoffs. She matched a league standard with nine offensive rebounds and grabbed 20 boards overall in Game 3 of the East Semis to match Tamika Catchings' mark which is second in league playoffs history. She twice registered 15 rebounds in the Finals, which fell one shy of the single-game mark in a championship series.

FEVER TOP SCORING PERFORMANCES IN PLAYOFFS

PLAYER	FG-A	3FG-A	FT-A	TP	PLAYER	FG-A	3FG-A	FT-A	TP
Tamika Whitmore at Detroit, 8/19/06.....	15-25	1-4	4-4	41	Sherise Johnson at Chicago, 9/21/15.....	10-15	2-4	0-0	22
Shavonte Zellous vs. Minnesota, 10/19/12.....	10-17	3-6	7-7	30	Tamika Catchings vs. Chicago, 9/19/15.....	6-12	1-3	9-10	22
Katie Douglas at Phoenix, 9/29/09.....	12-21	4-7	2-2	30	Tamika Catchings vs. Washington, 8/21/14.....	4-15	0-1	14-14	22
Tamika Catchings at Detroit, 9/2/07.....	6-13	2-2	16-17	30	Tamika Catchings at Connecticut, 10/11/12.....	7-16	2-5	6-6	22
Tamika Catchings vs. Connecticut, 8/27/07.....	6-13	2-2	16-17	30	Tammy Sutton-Brown at Phoenix, 10/9/09.....	8-13	0-0	6-9	22
Tamika Catchings vs. New York, 8/16/02.....	11-19	4-8	3-4	29	Tamika Catchings vs. Detroit, 8/31/07.....	5-15	2-8	10-13	22
Tamika Catchings at Chicago, 9/21/15.....	8-16	3-7	8-8	27	Tamika Catchings at Chicago, 9/17/15.....	6-12	3-6	6-9	21
Tamika Catchings at Minnesota, 10/17/12.....	9-14	3-5	6-7	27	Tamika Catchings at Atlanta, 9/26/13.....	6-12	2-3	7-10	21
Katie Douglas at Connecticut, 10/5/12.....	11-19	5-10	0-0	27	Tamika Catchings vs. Connecticut, 10/8/12.....	7-16	2-4	5-6	21
Ebony Hoffman at Phoenix, 9/29/09.....	12-14	2-2	1-1	27	Katie Douglas vs. New York, 9/19/11.....	7-15	2-5	5-6	21
Tamika Catchings at Detroit, 9/21/08.....	5-11	3-5	14-15	27	Tamika Catchings at New York, 9/1/10.....	8-18	2-5	3-4	21
Tamika Catchings at Washington, 8/23/14.....	8-16	1-2	9-10	26	Tamika Catchings at Connecticut, 9/10/05.....	8-18	1-2	4-4	21
Anna DeForge vs. Connecticut, 8/25/07.....	8-11	2-3	8-8	26	Shavonte Zellous at Chicago, 9/1/14.....	7-21	2-8	4-4	20
Tamika Catchings vs. New York, 9/27/15.....	11-21	1-3	2-4	25	Shavonte Zellous at Chicago, 9/20/13.....	7-11	3-3	3-3	20
Tamika Catchings vs. Minnesota, 10/21/12.....	7-16	2-5	9-9	25	Tamika Catchings at Minnesota, 10/14/12.....	6-20	2-10	6-6	20
Tamika Catchings at Atlanta, 9/30/12.....	6-17	3-7	10-12	25	Katie Douglas at New York, 9/17/11.....	7-16	3-10	3-3	20
Katie Douglas at Atlanta, 9/25/11.....	8-15	5-6	4-4	25	Tammy Sutton-Brown at Detroit, 9/23/08.....	8-12	0-0	4-4	20
Tangela Smith vs. Atlanta, 9/22/11.....	9-15	5-7	2-2	25	Tamika Catchings at New York, 8/18/02.....	7-14	1-5	5-5	20
Katie Douglas vs. New York, 9/15/11.....	9-18	4-7	3-4	25					
Tamika Catchings vs. Atlanta, 9/29/13.....	6-13	3-6	9-10	24					
Katie Douglas vs. Connecticut, 10/8/12.....	9-19	1-6	5-6	24					
Katie Douglas vs. Atlanta, 10/2/12.....	9-19	3-6	3-3	24					
Briann January at Atlanta, 9/30/12.....	10-17	1-1	3-3	24					
Katie Douglas at New York, 9/1/10.....	8-13	3-6	5-5	24					
Tamika Catchings vs. Phoenix, 10/7/09.....	11-17	0-2	2-2	24					
Tamika Whitmore at Detroit, 9/2/07.....	9-22	4-7	2-3	24					
Tamika Whitmore vs. Connecticut, 8/27/07.....	9-22	4-7	2-3	24					

FEVER DOUBLE-DOUBLE PERFORMANCES IN PLAYOFFS

2016 (1) Tamika Catchings vs. Phoenix, 9/21/16 (13 points, 10 rebounds)	Tamika Catchings at Atlanta, 9/30/12 (25 points, 13 rebounds) Tamika Catchings vs. Atlanta, 9/28/12 (10 points, 11 rebounds)	Tamika Whitmore at Connecticut, 8/23/07 (24 points, 14 rebounds) Tamika Catchings at Connecticut, 8/23/07 (14 points, 20 rebounds)
2015 (2) Tamika Catchings at Minnesota, 10/14/15 (18 points, 11 rebounds) Tamika Catchings vs. Minnesota, 10/9/15 (10 points, 10 rebounds)	2011 (1) Tamika Catchings vs. Atlanta, 9/22/11 (12 points, 13 rebounds)	2006 (1) Tamika Whitmore at Detroit, 8/19/06 (41 points, 10 rebounds)
2014 (4) Tamika Catchings at Chicago, 9/1/14 (16 points, 14 rebounds) Erlana Larkins at Chicago, 9/1/14 (15 points, 11 rebounds) Tamika Catchings at Washington, 8/23/14 (26 points, 11 rebounds) Tamika Catchings vs. Washington, 8/21/14 (22 points, 10 rebounds)	2010 (1) Tamika Catchings vs. New York, 8/29/10 (17 points, 13 rebounds)	2005 (4) Natalie Williams at Connecticut, 9/10/05 (17 points, 11 rebounds) Natalie Williams vs. New York, 9/1/05 (13 points, 10 rebounds) Tamika Catchings vs. New York, 9/1/05 (19 points, 12 rebounds) Tamika Catchings at New York, 8/30/05 (19 points, 12 rebounds)
2013 (4) Erlana Larkins at Atlanta, 9/26/13 (15 points, 12 rebounds) Tamika Catchings vs. Chicago, 9/22/13 (18 points, 12 rebounds) Erlana Larkins vs. Chicago, 9/22/13 (14 points, 11 rebounds) Erlana Larkins at Chicago, 9/20/13 (12 points, 11 rebounds)	2009 (3) Tamika Catchings vs. Phoenix, 10/7/09 (24 points, 12 rebounds) Tamika Catchings vs. Phoenix, 10/4/09 (14 points, 12 rebounds) * Tamika Catchings at Phoenix, 10/1/09 (19 points, 11 assists)	2002 (2) Tamika Catchings at New York, 8/18/02 (20 points, 14 rebounds) Tamika Catchings vs. New York, 8/16/02 (29 points, 11 rebounds)
2012 (7) Erlana Larkins vs. Minnesota, 10/19/12 (10 points, 15 rebounds) Erlana Larkins at Minnesota, 10/14/12 (16 points, 15 rebounds) Tamika Catchings at Connecticut, 10/11/12 (22 points, 13 rebounds) Erlana Larkins vs. Atlanta, 10/2/12 (16 points, 20 rebounds) Tamika Catchings vs. Atlanta, 10/2/12 (16 points, 11 rebounds)	2008 (2) Tamika Catchings at Detroit, 9/21/08 (27 points, 10 rebounds) Ebony Hoffman at Detroit, 9/21/08 (15 points, 12 rebounds)	<i>* indicates double-double in points and assists</i>
	2007 (7) Tammy Sutton-Brown at Detroit, 9/4/07 (17 points, 10 rebounds) Tamika Catchings at Detroit, 9/2/07 (30 points, 13 rebounds) Tamika Catchings vs. Detroit, 8/31/07 (22 points, 11 rebounds) Tamika Catchings vs. Connecticut, 8/27/07 (30 points, 13 rebounds) Tamika Catchings vs. Connecticut, 8/25/07 (15 points, 13 rebounds)	

OPPONENT TOP SCORING PERFORMANCES IN PLAYOFFS

PLAYER	FG-A	3FG-A	FT-A	TP	PLAYER	FG-A	3FG-A	FT-A	TP
Elena Delle Donne, at Chicago, 9/21/15	15-22	5-10	5-5	40	Allie Quigley, at Chicago, 9/17/15	9-15	3-4	1-1	22
Iziane Castro Marques, at Atlanta, 9/25/11	13-22	2-5	2-4	30	Ivory Latta, vs. Washington, 8/21/14	8-15	6-11	0-0	22
Cappie Pondexter, at New York, 9/1/10	12-24	2-4	4-4	30	Lindsay Whalen, vs. Minnesota, 10/21/12	9-12	0-2	4-4	22
Deanna Nolan, at Detroit, 9/4/07	11-21	7-9	1-1	30	Angel McCoughtry, at Atlanta, 9/30/12	6-12	1-6	9-11	22
Cappie Pondexter, at New York, 8/26/10	9-23	5-10	5-6	28	Cappie Pondexter, vs. Phoenix, 10/7/09	7-15	1-5	7-8	22
Maya Moore, at Minnesota, 10/4/15	10-22	1-5	6-9	27	Diana Taurasi, at Phoenix, 9/29/09	5-17	3-8	9-11	22
Sylvia Fowles, at Chicago, 9/1/14	12-14	0-0	3-5	27	Deanna Nolan, vs. Detroit, 9/19/08	8-11	4-6	2-2	22
Angel McCoughtry, vs. Atlanta, 9/29/13	10-21	1-3	6-6	27	Sylvia Fowles, at Minnesota, 10/6/15	10-13	0-0	1-1	21
Seimone Augustus, at Minnesota, 10/17/12	11-23	3-7	2-2	27	Sylvia Fowles, at Minnesota, 10/4/15	9-15	0-0	3-4	21
Angel McCoughtry, at Atlanta, 9/25/11	11-23	1-3	4-6	27	Kiah Stokes, at New York, 9/23/15	9-11	0-0	3-3	21
Katie Douglas, vs. Connecticut, 8/27/07	9-19	5-12	4-5	27	Asjha Jones, vs. Connecticut, 8/27/07	10-18	0-0	1-2	21
Angel McCoughtry, vs. Atlanta, 9/27/11	7-10	1-1	11-19	26	Lindsay Whalen, vs. Connecticut, 8/27/07	9-20	2-5	1-2	21
Diana Taurasi, at Phoenix, 10/9/09	7-15	4-7	8-8	26	Deanna Nolan, at Detroit, 9/23/08	9-19	2-5	1-1	21
Tina Charles, vs. New York, 9/27/15	10-21	0-1	5-6	25	Diana Taurasi, vs. Phoenix, 9/21/16	4-8	3-7	9-9	20
Nykesha Sales, at Connecticut, 8/23/07	8-17	3-6	6-8	25	Sylvia Fowles, at Minnesota, 10/14/15	7-11	0-0	6-8	20
Maya Moore, vs. Minnesota, 10/9/15	10-18	4-7	0-1	24	Maya Moore, vs. Minnesota, 10/11/15	8-20	2-8	2-2	20
Allie Quigley, vs. Chicago, 9/3/14	7-9	4-6	6-6	24	Sylvia Fowles, vs. Chicago, 8/30/14	6-12	0-0	8-10	20
Cappie Pondexter, vs. New York, 8/29/10	8-22	1-2	7-7	24	Kara Lawson, at Washington, 8/23/14	7-12	4-7	2-2	20
Cappie Pondexter, at Phoenix, 10/9/09	11-20	2-4	0-0	24	Elena Delle Donne, at Chicago, 9/20/13	6-10	0-1	8-8	20
Deanna Nolan, at Detroit, 9/2/07	8-18	4-5	4-4	24	Essence Carson, vs. New York, 8/29/10	9-19	2-3	0-0	20
Taj McWilliams-Franklin, vs. Connecticut, 9/8/05	7-14	1-1	9-9	24	Diana Taurasi, at Phoenix, 10/1/09	7-22	2-10	4-5	20
Tamika Whitmore, at New York, 8/18/02	10-12	1-1	3-4	24	Asjha Jones, at Connecticut, 8/23/07	9-22	1-1	1-1	20
Tiffany Hayes, at Atlanta, 9/26/13	8-14	3-6	4-5	23	Plenette Pierson, at Detroit, 8/19/06	6-11	0-0	8-13	20
Seimone Augustus, at Minnesota, 10/14/12	8-15	2-4	5-8	23	Tari Phillips, at New York, 8/18/02	8-11	0-0	4-7	20
Lindsey Harding, vs. Atlanta, 9/28/12	8-14	1-5	6-7	23					
Iziane Castro Marques, vs. Atlanta, 9/27/11	7-15	5-7	4-6	23					
Cappie Pondexter, vs. Phoenix, 10/4/09	11-22	1-2	0-0	23					
Cappie Pondexter, at Phoenix, 9/29/09	8-14	1-2	6-7	23					
Penny Taylor, at Phoenix, 9/29/09	7-10	2-3	7-8	23					
Cheryl Ford, at Detroit, 8/19/06	10-15	0-0	3-5	23					
Maya Moore, at Minnesota, 10/17/12	7-15	3-6	6-6	23					

OPPONENT DOUBLE-DOUBLE PERFORMANCES IN PLAYOFFS

2016 (0) none	2011 (1) Sancho Lyttle, vs. Atlanta, 9/27/11 (10 points, 11 rebounds)	2006 (2) Cheryl Ford, at Detroit, 8/19/06 (23 points, 10 rebounds) Cheryl Ford, vs. Detroit, 8/17/06 (11 points, 10 rebounds)
2015 (8) Sylvia Fowles, at Minnesota, 10/14/15 (20 points, 11 rebounds) Rebekkah Brunson, at Minnesota, 10/14/15 (10 points, 14 rebounds) Sylvia Fowles, vs. Minnesota, 10/9/15 (11 points, 11 rebounds) Maya Moore, at Minnesota, 10/4/15 (27 points, 12 rebounds) Sylvia Fowles, at Minnesota, 10/4/15 (21 points, 11 rebounds) Tina Charles, at New York, 9/29/15 (13 points, 10 rebounds) Tina Charles, vs. New York, 9/27/15 (25 points, 10 rebounds) Elena Delle Donne, at Chicago, 9/17/15 (14 points, 11 rebounds)	2010 (1) Taj McWilliams-Franklin, at New York, 8/26/10 (15 points, 10 rebounds)	2005 (0) none
2014 (1) Sylvia Fowles, vs. Chicago, 8/30/14 (20 points, 14 rebounds)	2009 (0) none	2002 (0) none
2013 (2) Sylvia Fowles, vs. Chicago, 9/22/13 (14 points, 14 rebounds) Sylvia Fowles, at Chicago, 9/20/13 (16 points, 10 rebounds)	2008 (0) none	<i>* indicates double-double in points and assists</i>
2012 (5) Maya Moore, at Minnesota, 10/14/12 (14 points, 10 rebounds) Rebekkah Brunson, at Minnesota, 10/14/12 (10 points, 10 rebounds) Tina Charles, at Connecticut, 10/11/12 (18 points, 10 rebounds) Asjha Jones, vs. Connecticut, 10/8/12 (17 points, 10 rebounds) Tina Charles, at Connecticut, 10/5/12 (18 points, 15 rebounds)	2007 (6) Plenette Pierson, vs. Detroit, 8/31/07 (19 points, 10 rebounds) Cheryl Ford, vs. Detroit, 8/31/07 (15 points, 11 rebounds) Lindsay Whalen, vs. Connecticut, 8/27/07 (21 points, 10 rebounds) *Lindsay Whalen, at Connecticut, 8/23/07 (13 points, 10 assists) Margo Dydek, at Connecticut, 8/23/07 (11 points, 11 rebounds) Asjha Jones, at Connecticut, 8/23/07 (20 points, 10 rebounds)	

PLAYOFFS – OPPONENT TEAM RECORDS**MOST POINTS SCORED**

GAME
120, Phoenix, OT, 9/29/09
98, Detroit, 8/19/06
94, Atlanta, 9/25/11
94, Phoenix, 10/9/09
93, Connecticut, 3OT, 8/23/07
90, Phoenix, 10/7/09
HALF
60, Detroit (2nd), 8/19/06
56, Phoenix (1st), 9/29/09
55, Atlanta (1st), 9/25/11
54, Phoenix (2nd), 9/21/16
51, Phoenix (1st), 10/9/09
QUARTER
35, Detroit (4th), 8/19/06
34, Atlanta (1st), 9/25/11
33, Phoenix (1st), 10/7/09
31, Phoenix (1st), 9/29/09
30, four times (last: Phoenix, 4th, 9/21/16)
OVERTIME
17, Connecticut, OT, 9/10/05
15, Phoenix, OT, 9/29/09

FEWEST POINTS SCORED

GAME
50, New York, 9/1/05
51, New York, 9/29/15
51, New York, 8/30/05
55, New York, 8/16/02
57, Chicago, 9/22/13
HALF
16, New York (1st), 9/1/05
20, New York (2nd), 9/27/15
22, New York (1st), 9/29/15
23, Connecticut (2nd), OT, 9/10/05
QUARTER
8, Detroit (3rd), 9/21/08
8, Connecticut (2nd), 8/25/07
9, Detroit (4th), 9/2/07

MOST FG MADE

36, Chicago, 9/21/15
35, New York, 9/23/15
35, Detroit, 8/19/06
35, Connecticut, 3OT, 8/23/07

FEWEST FG MADE

17, Chicago, 9/22/13
17, New York, 9/1/05

MOST FG ATTEMPTED

95, Connecticut, 3OT, 8/23/07
79, Phoenix, 10/4/09
78, Chicago, 9/17/15
78, Atlanta, 10/2/12

FEWEST FG ATTEMPTED

46, New York, 8/30/05
46, Connecticut, 9/8/05

HIGHEST FG PERCENTAGE

.593, New York (32-54), 8/18/02
.571, Chicago (36-63), 9/21/15
.565, New York (35-62), 9/23/15
.549, Atlanta (39-71), 9/25/11

LOWEST FG PERCENTAGE

.298, Chicago (17-57), 9/22/13
.333, New York (21-63), 9/29/15
.351, Minnesota (20-57), 10/19/12
.354, New York (17-48), 9/1/08

MOST 3-POINT FG MADE

12, Phoenix, OT, 9/29/09
10, Phoenix, 10/9/09
10, Phoenix, 10/7/09

FEWEST 3-POINT FG MADE

0, Minnesota, 10/6/15
1, Chicago, 8/30/14
1, Atlanta, 9/29/13
1, Chicago, 9/22/13
1, Atlanta, 9/28/12

MOST 3-POINT FG ATTEMPTED

28, Connecticut, 3OT, 8/23/07
24, Phoenix, 10/7/09
23, Phoenix, 10/1/09
22, Phoenix, OT, 9/29/09

FEWEST 3-POINT FG ATTEMPTED

6, Minnesota, 10/14/15
6, Detroit, 8/31/07
6, Detroit, 8/19/06

HIGHEST 3-POINT FG PERCENTAGE

.667, Atlanta (8-12), 9/27/11
.600, Detroit (6-10), 9/2/07
.588, Phoenix (10-17), 10/9/09
.571, New York (8-14), 9/23/15

LOWEST 3-POINT FG PERCENTAGE

.000, Minnesota (0-8), 10/6/15
.083, Atlanta (1-12), 9/29/13
.100, Atlanta (1-10), 9/28/12
.125, Chicago (1-8), 8/30/14
.125, Chicago (1-8), 9/22/13

MOST FT MADE

32, Phoenix, OT, 9/29/09
26, Detroit, 8/19/06
25, Atlanta, 9/30/12
25, Phoenix, 9/21/16
25, Connecticut, 9/8/05

FEWEST FT MADE

3, Atlanta, 10/2/12
4, New York, 9/29/15
6, Minnesota, 10/11/15
6, New York, 9/23/15
6, New York, 8/20/02

MOST FT ATTEMPTED

40, Detroit, 8/19/06
38, Phoenix, OT, 9/29/09
33, Atlanta, 9/27/11
32, Connecticut, OT, 9/10/05
32, Connecticut, 9/8/05

FEWEST FT ATTEMPTED

5, Atlanta, 10/2/12
8, New York, 9/29/15
8, New York, 9/23/15
9, Minnesota, 10/11/15
9, New York, 9/19/11
9, New York, 8/20/02

HIGHEST FT PERCENTAGE

1.000, Chicago (10-10), 9/21/15
.960, Phoenix (24-25), 10/9/09
.952, New York (20-21), 9/17/11
.952, Detroit (20-21), OT, 9/21/08
.950, Connecticut (19-20), 10/5/12

LOWEST FT PERCENTAGE

.471, Detroit (8-17), 8/31/07
.500, New York (4-8), 9/29/15
.529, Atlanta (9-17), 9/22/11
.545, Atlanta (12-22), 9/25/11

MOST REBOUNDS

48, Connecticut, 3OT, 8/23/07
47, Detroit, 9/3/07
43, five times (last: at Chicago, 9/17/15)

FEWEST REBOUNDS

20, New York, 8/30/05
21, Chicago, 9/20/13
24, Minnesota, 10/11/15
24, New York, 8/16/02

MOST ASSISTS

27, Connecticut, 3OT, 8/23/07
25, Chicago, 9/21/15
24, Detroit, 8/19/06

FEWEST ASSISTS

6, Chicago, 8/30/14
6, Minnesota, 10/19/12
7, Chicago, 9/22/13
7, New York, 8/29/10

MOST STEALS

16, Minnesota, 10/17/12
15, Atlanta, 9/27/11
14, Atlanta, 9/28/12
13, Atlanta, 9/22/11

FEWEST STEALS

1, Chicago, 9/21/15
1, Detroit, 8/31/07
2, Washington, 8/23/14
2, Minnesota, 10/21/12
2, New York, 9/1/05

MOST BLOCKED SHOTS

13, Chicago, 2OT, 9/1/14
10, Chicago, 8/30/14
9, Atlanta, 9/29/13
9, Phoenix, 10/1/09

FEWEST BLOCKED SHOTS

0, Detroit, 9/23/08
0, New York, 8/20/02

MOST TURNOVERS

24, Detroit, 9/26/05
24, Detroit, 9/25/05
23, Washington, OT, 9/19/09
22, New York, 9/29/15

FEWEST TURNOVERS

6, New York, 8/18/02
9, Chicago, 9/21/15
9, Chicago, 9/20/13
9, Atlanta, 10/2/12

PLAYOFFS – OPPONENT INDIVIDUAL RECORDS**MOST POINTS SCORED**

GAME
40 Elena Delle Donne, Chicago, 9/21/15
30 Iziarne Castro Marques, Atlanta, 9/25/11
30 Cappie Pondexter, New York, 9/1/10
30 Deanna Nolan, Detroit, 9/3/07
28 Cappie Pondexter, New York, 8/26/10
HALF
23 Seimone Augustus, Minnesota (2nd), 10/17/12
23 Cappie Pondexter, New York (1st), 8/26/10
21 Elena Delle Donne, Chicago (1st), 9/21/15
20 Angel McCoughtry, Atlanta (1st), 9/25/11
20 Deanna Nolan, Detroit (1st), 9/3/07
QUARTER
15 Seimone Augustus, Minnesota (3rd), 10/17/12
15 Cappie Pondexter, New York (2nd), 8/26/10
15 Deanna Nolan, Detroit (2nd), 9/2/07
14 Elena Delle Donne (1st), 9/21/15
13 Angel McCoughtry, Atlanta (1st), 9/25/11
13 Diana Taurasi, Phoenix (2nd), 10/9/09
OVERTIME
7 Cappie Pondexter, Phoenix, 9/29/09
5 Kara Lawson, Washington, 8/23/14
5 Katie Douglas, Connecticut, 9/10/05
5 Lindsay Whalen, Connecticut (2nd), 8/23/07

MOST FG MADE

15 Elena Delle Donne, Chicago, 9/21/15
13 Iziarne Castro Marques, Atlanta, 9/25/11
12 Sylvia Fowles, Chicago, 2OT, 9/1/14
12 Cappie Pondexter, New York, 9/1/10

MOST FG ATTEMPTED

24 Cappie Pondexter, New York, 9/1/10
23 Seimone Augustus, Minnesota, 10/17/12
23 Angel McCoughtry, Atlanta, 9/25/11
23 Cappie Pondexter, New York, 8/26/10

MOST 3-POINT FG MADE

7 Deanna Nolan, Detroit, 9/3/07
6 Ivory Latta, Washington, OT, 8/23/14
5 Iziarne Castro Marques, Atlanta, 9/27/11
5 Elena Delle Donne, Chicago, 9/21/15
5 Cappie Pondexter, New York, 8/26/10
5 Katie Douglas, Connecticut, OT, 8/27/07

MOST 3-POINT FG ATTEMPTED

12 Katie Douglas, Connecticut, 3OT, 8/23/07
12 Katie Douglas, Connecticut, OT, 8/27/07
11 Ivory Latta, Washington, OT, 8/23/14
10 five times (last: Elena Delle Donne, Chicago, 9/21/15)

MOST FT MADE

11 Angel McCoughtry, Atlanta, 9/27/11
10 Shavonte Zellous, Detroit, 9/23/09

MOST FT ATTEMPTED

19 Angel McCoughtry, Atlanta, 9/27/11
13 Plenette Pierson, Detroit, 8/19/06
12 Swin Cash, Detroit, 8/19/06

MOST REBOUNDS

15 Tina Charles, Connecticut, 10/5/12
15 Cheryl Ford, Detroit, 9/3/07
14 Rebekkah Brunson, Minnesota, 10/14/15
14 Sylvia Fowles, Chicago, 8/30/14
14 Sylvia Fowles, Chicago, 9/22/13
14 Monique Currie, Washington, OT, 9/19/09

MOST ASSISTS

14 Courtney Vandersloot, Chicago, 9/21/15
10 Lindsay Whalen, Connecticut, 3OT, 8/23/07
9 Courtney Vandersloot, Chicago, 9/3/14
9 Teresa Weatherspoon, New York, 8/18/02

MOST STEALS

8 Katie Douglas, Connecticut, 3OT, 8/23/07
5 Monica Wright, Minnesota, 10/17/12
5 Sancho Lyttle, Atlanta, 9/28/12

MOST BLOCKED SHOTS

4 Elena Delle Donne, Chicago, 9/20/13
4 Rebekkah Brunson, Minnesota, 10/17/12
4 Tina Charles, Connecticut, 10/5/12
4 Diana Taurasi, Phoenix, 10/1/09
4 Taj McWilliams-Franklin, Detroit, OT, 9/21/08
4 Plenette Pierson, Detroit, 8/31/07

MOST TURNOVERS

7 Katie Douglas, Connecticut, OT, 8/27/07
6 Maya Moore, Minnesota, 10/4/15
6 Taj McWilliams-Franklin, New York, 9/1/10
6 Kara Braxton, Detroit, 9/25/09
6 Alexis Hornbuckle, Detroit, 9/25/09
6 Lindsey Harding, Washington, OT, 9/19/09



WATCH US WORK

FeverBasketball.com

@IndianaFever

presented by



FRANCHISE HISTORY



GREAT DATES IN FRANCHISE HISTORY

JUNE 7, 1999

Indianapolis, Miami, Portland and Seattle awarded WNBA expansion franchises to begin play in 2000.

JUNE 25, 1999

Sold 1,000th season ticket to Dorothy Mengerling, the mother of late-night talk show host David Letterman.

JULY 22, 1999

Kelly Krauskopf was hired as the team's first Chief Operating Officer. Krauskopf became the highest-ranking female front office executive at any of the city's professional sports franchises.

JULY 30, 1999

Sold 2,000th season ticket to Indianapolis 500 race car driver Lyn St. James. "When the WNBA was initially launched, I was surprised that Indianapolis, with its tremendous basketball tradition, was not one of the first cities," St. James said. "I am pleased to see that Indianapolis has been awarded a franchise, and I am confident that the team will be embraced by the loyal basketball fans in Indiana."

AUGUST 13, 1999

Sold 3,000th season ticket to Hall of Fame baseball star Tony Gwynn, just days after he became the 22nd player in Major League Baseball history to reach the 3,000-hit plateau. "I was glad to hear that Indiana was awarded a franchise," said Gwynn, who owned an Indianapolis home. "I have seen first-hand how kids look up to professional athletes. My wife and I look forward to watching these players who are not only great athletes, but great role models."

AUGUST 17, 1999

Despite her commitment to the U.S. women's national team through the 2000 Olympic Games, Nell Fortner was

named the team's first head coach and general manager.

AUGUST 27, 1999

Sold 4,500th season ticket to Grammy Award-winning recording artist and Anderson, Ind., native Sandi Patty. "I have come to love and respect women's sports. This is a wonderful opportunity for Indianapolis and the state of Indiana," Patty said. The team also announced its 2000 individual game ticket prices at a press conference at Market Square Arena. Ticket prices for the club's inaugural season ranged from \$5 to \$85.

SEPTEMBER 23, 1999

Sold 5,000th season ticket to Indiana Pacers Head Coach Larry Bird. "Indiana's WNBA franchise will be a huge success and I'm happy to be a part of helping to ensure that success," Bird said. "Indiana fans love their basketball," Bird said.

OCTOBER 1, 1999

Sold 5,500th season ticket to former U.S. Senator Birch Bayh, enabling the franchise to meet the league's minimum goal two weeks ahead of schedule. Said Bayh, "I have long believed that both our daughters and our sons need to experience the benefits that come with participating in sporting activities." Bayh introduced the 1972 Title IX law, which provided equal opportunities for female participation in athletics.

OCTOBER 12, 1999

WNBA President Val Ackerman was the guest speaker at a WNBA corporate luncheon in Indianapolis. Ackerman spoke to 220 corporate representatives at The Columbia Club on Monument Circle.

OCTOBER 20, 1999

Hall-of-Famer Anne Donovan was named the team's head coach for the 2000 sea-

son. Donovan will coach the team in the absence of Fortner and become the team's lead assistant coach upon Fortner's return.

NOVEMBER 15, 1999

Awarded the first pick in the 2000 WNBA Expansion Draft in a random drawing at the WNBA League Meetings when the team's designated ping-pong ball was the first out of the selection receptacle.

DECEMBER 15, 1999

In the 2000 WNBA Expansion Draft, Indiana selected Gordana Grubin (Los Angeles) with the first pick, Sandy Brondello (Detroit) with the eighth pick, Nyree Roberts (Washington) with the ninth pick, Kara Wolters (Houston) with the 16th pick, Rita Williams (Washington) with the 17th pick and Chantel Tremiere (Utah) with the 24th pick. Local legend Stephanie White was acquired from Miami, in exchange for Sandy Brondello and a first-round pick in the 2000 WNBA Draft. Indiana native Monica Maxwell from obtained Washington, in exchange for Nyree Roberts and a fourth-round pick in the 2000 WNBA Draft.

DECEMBER 17, 1999

The team's name and logo were unveiled before 300 in attendance at the Arts Garden in Circle Centre Mall. Pacers Sports & Entertainment President Donnie Walsh spoke with Kelly Krauskopf, Anne Donovan, Indianapolis Mayor Stephen Goldsmith and Stephanie White.

APRIL 28, 2000

Chris Denari was named the team's first radio and television play-by-play announcer.

APRIL 29, 2000

Local tryouts were conducted at Butler University's Hinkle Fieldhouse, with

over 200 women competing with hopes of landing a spot on the 11-player Fever roster. After two days of basketball, one player, Texlin Quinney from Buffalo, N.Y., made the final cut and found herself on the Fever's opening day roster.

MAY 1, 2000

Media members got their first glimpse of the new WNBA franchise on the club's first media day. The team opened training camp and held its first practice on Emmis Court in Bankers Life Fieldhouse.

MAY 10, 2000

The Fever conducted their first public practice on the main court of Bankers Life Fieldhouse. Following the 40-minute practice session, fans remained to watch the Indiana Pacers at Philadelphia 76ers in Game 3 of the NBA Eastern Conference Semifinals. The game was broadcast live on the Bankers Life Fieldhouse scoreboard.

MAY 20, 2000

The first preseason game featured a Purdue University reunion at Mackey Arena, as the Fever hosted the Orlando Miracle in West Lafayette. Orlando was coached by Carolyn Peck, who had been the head coach of the 1999 national champion Purdue women's team that included Fever star Stephanie White.

MAY 26, 2000

Indiana concluded a four-game preseason schedule with a win at Orlando. Indiana finished the preseason with a 1-3 mark after dropping its first three games - two to Sacramento and one to Orlando.

MAY 28, 2000

The Fever's inaugural season opening-day roster: Usha Gilmore, Donna Harrington, Monica Maxwell, Stephanie White, Texlin Quinney, Jurgita Strei-



Unveiling the Fever name and logo in December 1999 were Pacers General Manager David Morway, Pacers President Donnie Walsh, Fever Chief Operating Officer Kelly Krauskopf, the team's first trade acquisition Stephanie White and its first coach, Anne Donovan.



Opening tip in the Fever's first home game on June 3, 2000. After winning its first game two nights earlier in Miami, 57-54, Indiana fell to Orlando, 88-82, at Bankers Life Fieldhouse.

GREAT DATES IN FRANCHISE HISTORY

mikyte, Alicia Thompson, Chantel Tremiere, Beverly Williams, Rita Williams and Kara Wolters.

JUNE 1, 2000

The first regular season game in franchise history took place at Miami, televised nationally on Lifetime Television. The Fever trailed most of the game until a Rita Williams' 3-pt FG with 2:48 remaining gave the franchise its first lead and its first victory, 57-54.

JUNE 3, 2000

Orlando visited Indianapolis for the first WNBA regular season game ever played at Bankers Life Fieldhouse. Indiana relinquished a nine-point halftime lead and Orlando won the game, 88-82.

JUNE 5, 2000

Indiana beat Miami for the second time in three games to open its inaugural season, recording its first win at Bankers Life Fieldhouse, 80-59.

JULY 24, 2000

Charlotte defeated Indiana 82-78 in the first overtime game in franchise history.

AUGUST 9, 2000

Indiana's first WNBA season concluded with a 67-51 win over Charlotte, and 11,701 in attendance.

APRIL 20, 2001

With the first of five draft selections, Indiana selected Tamika Catchings with the No. 3 pick in the 2001 WNBA Draft.

JUNE 1, 2002

After missing the 2001 season due to a college injury, Tamika Catchings made

her pro debut in a 79-62 opening win over the Shock.

JUNE 8, 2002

In the fifth game of her pro career, Catchings netted a then-franchise-record 32 points in a win over the Liberty.

JULY 3, 2002

Rookie sensation Tamika Catchings set a Fever record with 6-of-6 shooting from beyond the 3-point arc during an overtime loss at Orlando.

JULY 20, 2002

Indiana obtained point guard Coquese Washington from the Houston Comets, then went 7-3 down the stretch, including wins in six of its final seven games.

JULY 26, 2002

En route to a WNBA record 94 steals for the season, Tamika Catchings tied a league record with nine steals during a 73-63 home win over Minnesota.

AUGUST 7, 2002

Indiana notched a fourth straight win in a 70-63 victory over Orlando to stay in playoff contention. Tamika Catchings matched her season high and franchise record with 32 points.

AUGUST 13, 2002

The Fever clinched the first playoff berth in franchise history with a 60-56 win at Cleveland on the final day of the season.

AUGUST 16, 2002

Indiana defeated New York, 73-55, in Game 1 of the First Round of the 2002 WNBA Playoffs – the first playoff game in Fever history. Tamika Catchings scored

29 points after being honored as the WNBA's Rookie of the Year in a pregame ceremony.

AUGUST 18, 2002

Indiana lost to New York, 84-65, in Game 2 of the first-round series.

AUGUST 20, 2002

The Fever lost the decisive Game 3 of the first-round series at New York, 75-60. New York won the series, 2-1.

MAY 29, 2003

Indiana sold a club-record 18,345 tickets for its 2003 home opener against the Washington Mystics. Indiana won 71-60 before a national TV audience on ABC-TV and the first sellout in franchise history.

JUNE 26, 2003

The Fever downed Connecticut, 94-90, in the first double-overtime game in franchise history. It was the Fever's first visit to Mohegan Sun Arena.

JULY 10, 2003

Indiana defeated New York, 76-69, to stay undefeated (8-0) at home and extend home court win streak to a franchise-record 13 games dating to 2002.

JULY 23, 2003

The Fever routed San Antonio, 81-47, at Bankers Life Fieldhouse to record what was then the largest margin of victory in franchise history.

SEPTEMBER 26, 2003

Nell Fortner resigned as head coach and general manager. Kelly Krauskopf assumed general manager duties.

DECEMBER 3, 2003

Participating in the WNBA Draft Lottery, Indiana improved its draft position in the 2004 WNBA Draft by moving from the No. 5 selection to the No. 3 pick.

DECEMBER 11, 2003

Brian Winters was named head coach.

JUNE 25, 2004

Indiana beat the Los Angeles Sparks for the first time in franchise history, posting a 71-67 win at Bankers Life Fieldhouse.

JULY 14, 2004

Kelly Miller scored 18 points to lead the Fever to a 70-62 win against Houston, the Fever's first against the Comets.

JULY 16, 2004

The Fever claimed sole possession of first place in the Eastern Conference for the first time in team history after an 85-73 victory over Detroit.

SEPTEMBER 4, 2004

Indiana routed Washington, Minnesota and Washington again by a combined 52 points – the largest three-game victory margin in franchise history – to re-claim a share of the Eastern Conference lead.

SEPTEMBER 19, 2004

Indiana fell to Connecticut and lost a fourth straight game to finish the season with a 15-19 record. Tamika Catchings scored a season-high 30 points, including 21 in the second half.

SEPTEMBER 27, 2004

Kelly Miller and Connecticut's Wendy Palmer were named co-recipients of the WNBA's Most Improved Player Award.



On April 20, 2001, Tamika Catchings posed with WNBA President Val Ackerman after the Tennessee forward was selected by Indiana with the No. 3 pick in the WNBA Draft.



In a pregame ceremony before the first Fever playoff game in history, Tamika Catchings received her trophy as the 2002 WNBA Rookie of the Year. Catchings, who later retired in 2016 with the most points scored in WNBA Playoffs history, scored 29 in the first playoff game of her career, a 73-55 win against New York.

GREAT DATES IN FRANCHISE HISTORY

OCTOBER 8, 2004

Tamika Catchings received All-WNBA honors for a third consecutive season. Catchings was named to the All-WNBA Second Team.

DECEMBER 1, 2004

Moved to the No. 2 pick of the 2005 WNBA Draft after entering the WNBA Draft Lottery in the No. 3 position, marking the second consecutive year the team moved up in the draft lottery.

APRIL 21, 2005

Stephanie White announced her retirement as a player. White was the lone remaining player from the Fever's inaugural season roster.

JUNE 4, 2005

Kelly Miller's 3-point play with 0.9 seconds remaining lifted Indiana past New York, 62-59, in one of the most dramatic finishes in franchise history. Miller's running right-hander through the lane broke a tie as Indiana stayed unbeaten at home (4-0).

JUNE 20, 2005

Tamika Catchings earned her sixth WNBA Player of the Week award. After scoring 20 points with a career-high 16 rebounds, plus eight assists and six steals against Detroit, her steal helped secure a win against Charlotte one night later. She scored 12 points with four assists and four rebounds against the Sting, and in a loss to Washington, she scored 20 points with 15 rebounds.

JULY 9, 2005

The leading vote-getter in the Eastern Conference, Tamika Catchings started her third WNBA All-Star Game and finished with 18 points, six rebounds, two assists and two steals.

JULY 18, 2005

For the second time in 2005, Tamika Catchings was named the WNBA's Player of the Week. In leading the Fever to three straight wins, she posted 18 points, nine rebounds and eight steals in a win over rival Connecticut. Two nights later, she posted her third double-double of the season with 20 points and 14 boards against Detroit. She capped the week with 21 points to help preserve a 59-58 road win at Detroit.

AUGUST 14, 2005

A 62-56 victory at Phoenix was Indiana's 17th win of the season, breaking its previous record of 16.

AUGUST 18, 2005

Indiana downed Washington, 67-57, to secure a playoff berth for the second time in franchise history.

AUGUST 22, 2005

For the third time in 2005 and the eighth time in her career, Tamika Catchings earned the WNBA's Player of the Week award. She shot 9-of-11 with 23 points in a win over Washington and followed with 18 points and 16 rebounds in a win over Charlotte.

AUGUST 23, 2005

In a preview to the East Finals, Indiana won its fourth straight game and secured the No. 2 seed in the WNBA Playoffs while defeating Connecticut on the road, 69-63. The win put Indiana eight games above .500 for the first time in its history.

AUGUST 30, 2005

Indiana beat New York, 63-51, in Madison Square Garden in the first game of the 2005 WNBA Playoffs. It represented the first road playoff victory in franchise history.

SEPTEMBER 1, 2005

Indiana beat New York 58-50 at Bankers Life Fieldhouse to sweep the first-round playoff series, 2-0, and advance to the Eastern Conference Finals for the first time in franchise history. Tamika Catchings and Natalie Williams both had double-doubles. Catchings was honored as the WNBA's Defensive Player of the Year and named to the WNBA's All-Defense First Team, along with Tully Bevilacqua.

SEPTEMBER 10, 2005

Indiana lost Game 2 of the East Finals at Connecticut, 77-67. Natalie Williams capped her pro career with 11 rebounds with a season-high 17 points.

JULY 12, 2006

Tamika Catchings was the WNBA's leading vote-getter for the WNBA All-Star Game, but was held from participation because of injury. Teammate Tamika Whitmore attended her first All-Star Game, scoring nine points in an East victory.

JULY 29, 2006

Despite a home loss to Washington, the Fever clinched their third playoff berth with eight games and two weeks remaining in the regular season.

AUGUST 11, 2006

Anna DeForge scored 20 points to pace the Fever in an 87-68 win at Connecticut, matching the club record with its 21st victory of the season. At 21-12, it marked the first time in franchise history that the club moved nine games over .500.

AUGUST 17, 2006

Tamika Catchings was named WNBA Defensive Player of the Year for a second straight season. She joined Tully Bevilacqua on the WNBA All-Defense First Team.

AUGUST 19, 2006

Tamika Whitmore posted one of the most memorable games in WNBA Playoff history by scoring a record 41 points in a Game 2 loss at Detroit. Whitmore had 16 points by halftime, added 15 points in the third and 10 in the fourth quarter as the Fever fell short in a 98-83 decision to close the first round of the playoffs. With Tamika Catchings injured much of the second half, Whitmore was virtually unstoppable. She finished 15-of-25 shooting and was 10-of-10 at the foul line. She also added a team-high 10 rebounds.

JULY 15, 2007

Paced by starters Anna DeForge and Tamika Catchings and joined by Tammy Sutton-Brown, the Fever were represented by three players in the WNBA All-Star Game – the most in its history. DeForge's jumper with 39 seconds remaining iced the East's win. Catchings finished with 15 points and 11 rebounds.

JULY 18, 2007

A 75-74 home defeat of the Chicago Sky moved the Fever to 16-4, capping a six-game win streak and giving Indiana the best record in the WNBA. The Fever's crowd of 10,542 was then their best daytime crowd in history.

AUGUST 23, 2007

At Connecticut, the Sun beat Indiana 93-88 in what was the first triple overtime game in WNBA Playoffs history. Indiana was led by Anna DeForge's 31 points and Tamika Catchings' 20 rebounds. It was Catchings' first game since July 20.

AUGUST 27, 2007

In a decisive Game 3 of a first-round playoff series with Connecticut, Indiana staged the largest comeback in WNBA Playoffs history to advance to the East Finals. Trailing by 22 in the second quar-



After announcing her retirement as a player, Stephanie White was honored on Stephanie White Night, June 10, 2005. Presenting the Hoosier legend with a framed jersey were her high school coach, Tom Polf; a former college coach and then-Fever coach Lin Dunn; and Fever GM Kelly Krauskopf.



Three Fever stars were selected to the 2007 WNBA All-Star Game. Tammy Sutton-Brown posed with Anna DeForge and Tamika Catchings at an Inspiring Women banquet the night before the game. Catchings and DeForge both were starters in the game. Catchings' 15 points and 11 rebounds represent the first of two double-doubles in her All-Star history.

GREAT DATES IN FRANCHISE HISTORY

ter, the Fever rallied and sent the game to overtime. Tamika Catchings had 30 points, 13 rebounds and six assists.

AUGUST 31, 2007

A home crowd of 9,623 witnessed a 75-65 playoff win over the Detroit Shock that gave the Fever their first-ever lead in a conference finals series.

DECEMBER 12, 2007

Lin Dunn named the fourth head coach in Fever history.

FEBRUARY 19, 2008

Fever GM Kelly Krauskopf announced a blockbuster trade with the Connecticut Sun that brought Indianapolis native, Purdue All-American and 2006 All-Star Game MVP Katie Douglas back to her hometown.

MAY 27, 2008

With Katie Douglas scoring 23 points in a nationally televised game on ESPN2, the Fever handed conference rival Connecticut its largest home defeat in history, 75-46, at Mohegan Sun Arena. It was Douglas' first game against her former team.

MAY 29, 2008

Katie Douglas scored 20 points in a fourth straight game to begin her Fever career, while leading Indiana to an 82-78 double-overtime win over Los Angeles. The teams combined for a league-record 27 blocked shots.

JUNE 15, 2008

After nine months of rehabilitation following a torn Achilles' tendon, Tamika Catchings made her 2008 debut during a home loss to San Antonio.

JUNE 24, 2008

Tamika Catchings became the first recipient of the Dawn Staley Leadership Award, recognizing the player who best exemplifies leadership in the community and reflects Staley's spirit, charitable efforts and love for the game.

JUNE 26, 2008

In what was the longest game in Fever history, Indiana fell 102-96 to the New York Liberty in three overtimes at Madison Square Garden. Ebony Hoffman scored a career-high 26 points.

JULY 10, 2008

In anticipation of an outdoor game at New York, the Fever conducted an outdoor practice with sunshine and 90-degree temperatures beating down upon the Fever's hardwood court, re-located to a parking lot one block south of Bankers Life Fieldhouse.

JULY 19, 2008

Indiana beat New York 71-55 in the Liberty Outdoor Classic, in what was the first regular season pro basketball game ever played outdoors. Under the lights and beneath a clear July sky at Arthur Ashe Stadium, Katie Douglas scored 20 points before 19,393 fans – the largest crowd ever to attend a Fever game.

AUGUST 23, 2008

Two Fever players captured medals in the 2008 Olympics in Beijing, China. Tamika Catchings captured a second Olympic gold medal as the United States beat Australia, 92-65. Tully Bevilaqua earned her first Olympic medal, a silver.

AUGUST 30, 2008

For the first time in Fever history, three players scored 20 points in the same game. Tamika Catchings had 23 points. Katie Douglas and Tammy Sutton-Brown each scored 21. Indiana downed Atlanta, 87-72.

SEPTEMBER 2, 2008

Indiana all but secured its fourth straight playoff berth by overcoming a halftime deficit and downing the Washington Mystics, 79-68, at the Verizon Center. Tamika Catchings finished with a season-high 26 points.

SEPTEMBER 14, 2008

Indiana set a team scoring record during a 103-89 win over Phoenix to end the regular season. Three players finished with at least 20 points: Tammy Sutton-Brown had 26, followed by 24 from Katie Douglas and 20 from Ebony Hoffman.

SEPTEMBER 19, 2008

Capping a season with averages of 10.4 points and 7.8 rebounds, Ebony Hoffman was named the WNBA's Most Improved Player. She finished fourth in the WNBA in rebounding and second in 3-point field goal percentage.

SEPTEMBER 21, 2008

Behind 27 points and 10 rebounds from Tamika Catchings, Indiana beat Detroit 89-82 to gain a 1-1 tie in its Eastern Conference Semifinal series.

JUNE 26, 2009

Katie Douglas scored a franchise-record 26 points in one half to almost single-handedly bring the Fever back from

a 17-point deficit at New York. Indiana forced overtime on a last-second jumper by Tamika Catchings, and won 82-81 for its fifth straight win.

JULY 15, 2009

In front of 10,050 Kids Day fans for what was its largest regular season crowd of the year, Indiana defeated Chicago for its 10th consecutive victory, 84-74.

JULY 17, 2009

Behind 25 points from Katie Douglas, Indiana beat Atlanta 84-79 to record its 11th consecutive win. The longest streak in Fever history, it was then the seventh-longest in league history.

JULY 25, 2009

With Fever coach Lin Dunn and her staff patrolling the East sidelines, Tamika Catchings and Katie Douglas represented Indiana in the 2009 WNBA All-Star Game. The West defeated the East, 130-118.

JULY 28, 2009

Katie Douglas scored a franchise-record 34 points in an 85-81 win over the Washington Mystics. Douglas made 15 of 16 free throws, shot 9 of 19 from the floor and added nine rebounds in the performance.

JULY 30, 2009

Matching the Fever's previous scoring record with 32 points in a 94-85 win over Connecticut, Katie Douglas became the first Indiana player ever to record consecutive games of 30+ points. She broke the franchise scoring mark two nights earlier.



Former Perry Meridian prep star and Purdue All-American Katie Douglas was introduced to media after a Feb. 19, 2008 trade brought the WNBA All-Star back to her hometown.



Over 19,000 fans watched the Fever beat the Liberty, 71-55, in the WNBA's first outdoor game on July 19, 2008. Conducted at Arthur Ashe Stadium within the USTA Billie Jean King National Tennis Center, the Liberty Outdoor Classic was played beneath a clear sky and represents the largest crowd ever to witness a Fever basketball game.

GREAT DATES IN FRANCHISE HISTORY

AUGUST 15, 2009

A 10th anniversary celebration produced an all-decade team selected by fans. Named to the team were Tully Bevilacqua, Tamika Catchings, Anna DeForge, Katie Douglas, Ebony Hoffman, Tammy Sutton-Brown, Stephanie White, Tan White, Tamika Whitmore and Natalie Williams.

AUGUST 27, 2009

The Fever got 20 points and eight rebounds from Tamika Catchings as the Fever downed San Antonio 77-66 to set a single-season franchise record with a 12th consecutive home win.

SEPTEMBER 16, 2009

On the day the WNBA playoffs began, the Fever was saddened by the passing of co-owner Melvin Simon. To honor his memory, the Fever wore a black memory band across the shoulder of its jerseys through the remainder of the WNBA Playoffs.

SEPTEMBER 19, 2009

Tamika Catchings had 24 points and 16 rebounds as the Fever used overtime to beat the Washington Mystics, 91-74, and advance to the East Finals.

SEPTEMBER 26, 2009

In front of a capacity crowd courtesy of balcony seats purchased by Pacers president Larry Bird, the Fever beat Detroit 72-67 in Game 3 of the conference finals to claim its first Eastern Conference crown.

SEPTEMBER 29, 2009

In an historic Game 1 of WNBA Finals, Indiana fell 120-116 in overtime at Phoenix, in the highest-scoring game in WNBA history. Katie Douglas had four 3-pointers and 30 points to lead the Fever. Ebony Hoffman had 27 points and eight rebounds.

OCTOBER 1, 2009

Tamika Catchings' 19 points led five Fever players in double-figures as Indiana beat Phoenix, 93-84, in Game 2 of the WNBA Finals. It was the first Finals victory in Fever history.

OCTOBER 4, 2009

The Fever hosted their first WNBA Finals game in Indianapolis as Indiana took a 2-1 series lead in front of another sellout crowd at Bankers Life Fieldhouse. Indiana won Game 3 of the Finals, 86-85.

OCTOBER 7, 2009

In front of a third straight sellout crowd at Bankers Life Fieldhouse, Indiana lost Game 4 of the WNBA Finals, falling 90-77 to the Mercury.

OCTOBER 9, 2009

In a deciding fifth game of the WNBA Finals, Tamika Catchings brought the Fever within a basket, 88-86, with 1:00 to play. But Phoenix scored eight free throws down the stretch to seal the outcome, 94-86. Tammy Sutton-Brown led Indiana with 22 points.

JUNE 6, 2010

Indiana coasted to the largest victory margin in club history, blistering Minnesota by 38 points, 89-51 at Target Center.

JULY 10, 2010

Scoring 47 out of a possible 60 points, Katie Douglas captured the 3-point shooting contest at the WNBA "Stars at the Sun" all-star showcase.

JULY 14, 2010

On Kids Day, Indiana welcomed its largest crowd of the season, 10,076, and one of three crowds eclipsing the 10,000 mark as the Fever showed an attendance increase for the fourth straight year.

JULY 18, 2010

Tamika Catchings scored nine of her 22 points in overtime to lift the Fever to an 84-81 victory at New York. Katie Douglas had 21 points and Ebony Hoffman added 15 to help the Fever move into first place in the East. Indiana overcame a career-high 40 points by Cappie Pondexter.

AUGUST 6, 2010

Tamika Catchings scored 30 points during a 95-93 win over Atlanta, pulling Indiana ahead of the Dream for first place in the East. Catchings hit game-winning free throws with 3.5 seconds remaining. She became the first player in WNBA history to score 4,500 points, grab 2,000 rebounds and hand out 1,000 assists. In the same game, Katie Douglas hit the 500th 3-point field goal of her career to become the WNBA's first player with 500 3FGs and 500 assists.

AUGUST 8, 2010

Tamika Catchings scored 24 points and grabbed 10 rebounds to lead the Fever past Phoenix 104-82, putting Indiana atop the Eastern Conference with two weeks left in the regular season.

AUGUST 11, 2010

Indiana won 82-76 at Los Angeles to sweep two games with the Sparks for just the second time in franchise history.

AUGUST 13, 2010

Indiana scored a franchise-record 110 points while beating Phoenix 110-90 and clinching a playoff spot for the sixth consecutive season.

AUGUST 29, 2010

After dropping Game 1 of the East Semifinals in New York, Indiana responded with a 75-67 win at Bankers Life Fieldhouse.

SEPTEMBER 1, 2010

Katie Douglas scored 24 points and Tamika Catchings added 21, but it was not enough for the Fever to overcome Cappie Pondexter and the Liberty. Pondexter scored 30 points and New York claimed a 77-74 Game 3 victory to clinch the best-of-three playoff series.

OCTOBER 3, 2010

Tamika Catchings helped the United States to a gold medal victory at the FIBA World Championships conducted in the Czech Republic. Tully Bevilacqua earned a bronze medal with Australia.

JUNE 13, 2011

Katie Douglas was named the WNBA's Eastern Conference Player of the Week after opening the season with 21.0 points per game through the Fever's first three games. Her week was highlighted by a 27-point effort in a win at New York with a team-record six 3-pointers.

JUNE 14, 2011

Katie Douglas became the first player in WNBA history to record 500 career 3-pointers and 500 career steals. In a win over Tulsa, Douglas recorded 22 points with six 3-pointers, and added a steal to reach the milestone.

JULY 9, 2011

Tamika Catchings passed Ticha Penicheiro to become the WNBA's career steals leader with six thefts in a win over the Washington Mystics. Catchings tied a league record with five steals in the fourth quarter.

JULY 23, 2011

As part of 2011 All-Star festivities in San Antonio, celebrating the WNBA's 15th season, Tamika Catchings was named as one of the league's Top 15 Players of All-Time.



The Fever's Jessica Moore (left) and Tamika Catchings (center) battle for a rebound against Phoenix in Game 1 of the WNBA Finals on Sept. 29, 2009. Phoenix won the game, 120-116 in overtime, in what remains the highest-scoring game in league history.



Fever players celebrate as Indiana secures an 86-85 win over Phoenix to command a 2-1 lead in the WNBA Finals on Oct. 4, 2009. The victory put the Fever within one win of their first WNBA crown, but Phoenix rebounded to win Game 4 in Indy and a clinching Game 5 in Arizona.

GREAT DATES IN FRANCHISE HISTORY

AUGUST 13, 2011

Matching her own career scoring high, Tamika Catchings scored 32 points in a win over the New York Liberty. She made a Fever-record 17 free throws and became the sixth player in WNBA history to reach the 5,000-point plateau.

SEPTEMBER 7, 2011

Katie Douglas scored 21 points to lead four double-figure scorers in an 87-69 win over the Washington Mystics, as Indiana clinched the top seed in the WNBA Eastern Conference playoffs for the second time in franchise history.

SEPTEMBER 15, 2011

Erin Phillips' 14-foot jumper with 1.5 seconds remaining lifted Indiana to a 74-72 playoff victory over New York at Bankers Life Fieldhouse. Katie Douglas finished with a game-high 25 points as the Fever took a 1-0 lead in the Eastern Conference Semifinals.

SEPTEMBER 19, 2011

Katie Douglas scored 21 points and Tamika Catchings added 17 to help Indiana past New York, 72-62, to advance past the Liberty, 2-1, into the Eastern Conference Finals.

SEPTEMBER 22, 2011

A four-time Defensive Player of the Year and a top-five vote-getter in MVP balloting in 8 of 9 previous seasons, Tamika Catchings was named the WNBA's Most Valuable Player for the first time in her career. Catchings accepted the award from WNBA President Laurel Richie in a news conference at Bankers Life Fieldhouse.

SEPTEMBER 22, 2011

Tangela Smith knocked down a Fever playoff record five 3-pointers while scoring a career high 25 points as Indiana beat Atlanta 82-74 in Game 1 of the Eastern Conference Finals. The win drew the Fever within one victory of a second trip to the WNBA Finals.

JUNE 21, 2012

Indiana celebrated the 40th anniversary of Title IX by welcoming the "Father of Title IX," former U.S. Senator Birch Bayh, and celebrity honoree Ann Meyers Drysdale, by unleashing a franchise-record 15 3-pointers in a 95-61 win over Connecticut. A WNBA-record eight different players made 3-pointers for the Fever.

JULY 7, 2012

Already the WNBA's all-time leader in free throws, Tamika Catchings used six FTs in an 88-86 overtime win over Chicago to become the first WNBA player to reach 1,500 in a career.

AUGUST 11, 2012

A tri-captain on the U.S. Olympic Women's Basketball Team, Tamika Catchings won her third Olympic gold medal as the USA defeated France, 86-50. Catchings started all eight games in the Olympic Tournament, averaging 6.1 points and 4.9 rebounds per game, and finishing second on the team with 13 steals.

AUGUST 23, 2012

Indiana trimmed a 13-point deficit to one before Briann January found Shavonte Zellous for a wide-open 3-pointer at the buzzer as the Fever won at Seattle, 68-66, for just the second time in history.

SEPTEMBER 1, 2012

Indiana won for the seventh time in eight games, beating Chicago 81-64 to clinch an eighth consecutive playoff berth. Briann January paced the Fever with 19 points and four assists as Indiana completed a 5-game sweep of the Sky in 2012.

SEPTEMBER 9, 2012

Katie Douglas scored a season-high 30 points during an 89-83 home win over Phoenix to become just the 10th WNBA player to reach 5,000 career points.

SEPTEMBER 17, 2012

Indiana fell for the second time in three nights to defending champ Minnesota. The 86-79 loss to the Lynx in Minneapolis overshadowed a 19-point, 10-rebound effort for Tamika Catchings which included three 3-pointers. Catchings joined teammate Katie Douglas as the only players in WNBA history to reach career milestones of 500 steals and 500 3-point field goals.

SEPTEMBER 19, 2012

In a 73-67 loss at Connecticut, Katie Douglas notched four 3-pointers to move past Tamika Catchings' club mark of 76 in a season, established in 2002. Douglas finished with 80, matching Becky Hammons for the league lead and joining Katie Smith and Diana Taurasi as the only players to reach 80 in a single year.

SEPTEMBER 28, 2012

Tamika Catchings received an unprecedented fifth WNBA Defensive Player of the Year award. Joining her on the league's All-Defense Team was Briann January.

SEPTEMBER 30, 2012

Facing elimination and watching its top scorers shoot just 2-of-14 before half-time, Indiana got 24 points and seven assists from Briann January to surprise Atlanta on the road, 103-88, in Game 2 of the East Semifinals. Tamika Catchings caught fire for 18 points in the fourth quarter to finish with 25 and Erlana Larkins, new to the starting lineup, finished with 16 points and seven rebounds.

OCTOBER 2, 2012

Katie Douglas scored a game-high 24 points and Erlana Larkins pulled down 20 rebounds to help Indiana to a 75-64 win over Atlanta to reach the Eastern Conference Finals. Larkins' nine offensive rebounds tied a WNBA record and her total was the second-best in WNBA Playoffs history, matching Tamika Catchings with an Indiana record.

OCTOBER 8, 2012

A frantic outlet pass from Tamika Catchings to Briann January resulted in a missed layup and buzzer-beating jump shot by Shavonte Zellous as Indiana once again staved off elimination, beating Connecticut 78-76 to force a decisive Game 3 in the East Finals. Katie Douglas finished with 24 points before a Bankers Life Fieldhouse playoff crowd of 9,225.

OCTOBER 11, 2012

The headline in the decisive game of the East Finals appeared to be the loss of Indiana star Katie Douglas, who sustained a left ankle injury in the early moments of the first quarter. But the eventual story was the resilient Fever's sharpshooting in her absence. The Fever made 10-of-16 3-point field goal attempts and ran past



Tamika Catchings forces one of six steals in a July 9, 2011 win over Washington to become the WNBA's all-time leader in steals.



On Sept. 22, 2011, Catchings shares her WNBA MVP trophy with fans prior to the Fever's playoff game with the Atlanta Dream. WNBA President Laurel Richie presented the trophy at a news conference earlier in the day.



Spontaneous eruption by Fever fans and players followed an unlikely Catchings-to-January-to-Zellous game-winning scramble sent the 2012 East Finals to a decisive Game 3. Zellous' buzzer-beating jumper broke a 76-76 tie.

GREAT DATES IN FRANCHISE HISTORY

Connecticut on the road, 87-71, to advance to the WNBA Finals for the second time in four seasons.

OCTOBER 14, 2012

Facing the defending champs on the road, Indiana was a resounding underdog entering the WNBA Finals opener at Minnesota. Forty minutes later and on the strength of 20 points from Tamika Catchings and 15 rebounds by Erlana Larkins, the Fever beat the Lynx 76-70 to take a 1-0 lead in the WNBA Finals.

OCTOBER 19, 2012

As the WNBA Finals returned to Indiana, Pacers Sports & Entertainment and the Fever announced a marquee partnership with athletic retailer Finish Line. The Finish Line logo will appear on team jerseys beginning in the 2013 season.

OCTOBER 19, 2012

Before a sellout crowd of 18,165 at Bankers Life Fieldhouse, the Fever produced a 76-59 rout to take a 2-1 series lead over the Lynx. Shavonte Zellous led the Fever assault with a career-high 30 points as Indiana thoroughly blasted Minnesota – at one point leading 70-33, the largest lead (37) by any team in Finals history.

OCTOBER 21, 2012

The elusive championship that eluded the Fever through its first 12 seasons finally arrived in Indianapolis! Behind 25 points from Tamika Catchings and 13 rebounds from Erlana Larkins, Indiana turned back Minnesota, 87-78, to clinch the WNBA Finals series 3-1 and claim the first pro basketball title in Indianapolis since an ABA title by the Indiana Pacers in 1973. It was the first WNBA crown for every member of the Fever team and coaching staff. Catchings was named the Finals MVP.



The Fever's title in 2012 was celebrated on the court and in postgame embraces with the WNBA championship trophy. A nearly unanimous underdog entering the Finals, Indiana stole home-court advantage in Minneapolis and swept Games 3 and 4 at Bankers Life Fieldhouse with Catchings, January, Larkins, Phillips and Zellous sprinting past the highly-favored Lynx.

OCTOBER 23, 2012

Indianapolis Mayor Greg Ballard declared the day as "Fever World Champions Day" as fans and Central Indiana residents were encouraged to join the Fever's championship celebration. After flocking through the streets of downtown Indianapolis, nearly 3,000 fans gathered in the Bankers Life Fieldhouse Entry Pavilion to honor the WNBA Champions.

OCTOBER 30, 2012

The Fever's chief executive since the club's founding in 1999, Kelly Krauskopf was promoted to President and General Manager.

MAY 25, 2013

The defending WNBA champion was honored as Grand Marshal of the 2013 IPL 500 Festival Parade, just hours after a season-opening victory at San Antonio. Held on the eve of the Indianapolis 500 to celebrate the world's largest single-day sporting event, visitors from around the country lined the streets of Indianapolis for one of the nation's premier parades. The event was televised locally on WISH-TV, nationally on NBC Sports Network.

MAY 31, 2013

The defending champions welcomed a capacity crowd at to open the 2013 home schedule and celebrate the 2012 crown. A WNBA championship banner was hung in the rafters while members of the team received championship rings. To commemorate the evening, every fan in attendance received a replica championship ring courtesy of Kroger.

JUNE 14, 2013

Hail to the Chief and the Champs! The Indiana Fever visited the White House to be honored by President Barack Obama for its 2012 WNBA championship.



JULY 9, 2013

Lin Dunn received a one-year contract extension through the 2014 season and assistant coach Stephanie White was elevated to associate head coach in 2014.

JULY 21, 2013

On her 34th birthday at Washington, Tamika Catchings overcame a bloodied nose to record her 84th career double-double. She scored 23 points with 10 rebounds, adding six assists and three steals. A day later she was named the Eastern Conference Player of the Week.

JULY 23, 2013

With Fever coach Lin Dunn directing the East All-Stars at Mohegan Sun Arena, Fever guard Shavonte Zellous made her first All-Star appearance. The West beat the East, 102-98, in the first All-Star Game ever led by two female coaches.

SEPTEMBER 2, 2013

With double-doubles in three of four games between Aug. 24 to Sept. 6, Tamika Catchings was named the East's player of the week.

SEPTEMBER 4, 2013

Erlana Larkins matched a franchise record by pulling down 17 rebounds in an overtime loss at Atlanta.

SEPTEMBER 7, 2013

Indiana locked up its ninth consecutive playoff berth with a 69-60 win over the Connecticut Sun at Bankers Life Fieldhouse.

SEPTEMBER 20, 2013

Indiana placed five scorers in double figures, including 20 points from Shavonte Zellous as the Fever dismantled playoff favorite Chicago in Game 1 of the East Semifinals, 85-72, at Chicago.



The WNBA Champion Indiana Fever posed with fans during a Championship Celebration on Oct. 23, 2012. Lin Dunn paid a tribute to the team's fans, many of whom she proclaimed as the team's "founding fans," referring to longtime season ticket holders. Mayor Greg Ballard proclaimed the day as "Fever World Champions Day" in the City of Indianapolis.

SEPTEMBER 22, 2013

With Shavonte Zellous receiving the league's Most Improved Player Award in a pregame announcement, Indiana completed an opening round sweep of the Chicago Sky, 79-57 in Game 2 of the East Semis. Zellous finished with 10 points and Tamika Catchings and Erlana Larkins each contributed double-doubles as the Fever upset the East's top seed.

APRIL 21, 2014

In conjunction with local TV partner WISH-TV, the Fever announced a local package featuring six televised games on MyIndy-TV 23. Combining an existing regional deal with FOX Sports Indiana, national games on ESPN2 and games aired on NBATV, the Fever had an unprecedented 20 of 34 regular season games scheduled for live television in 2014.

MAY 9-11, 2014

The Fever took part in the first WNBA Preseason Tournament, conducted at ESPN Wide World of Sports Complex at Walt Disney World near Orlando, Fla. The field included Indiana, Chicago, Minnesota and Phoenix.

MAY 16, 2014

Natasha Howard's rookie debut featured 16 points, 10 rebounds and six blocked shots in a 74-71 loss at Chicago. Howard joined Tamika Catchings as the only Fever rookies ever to debut with a double-double. Her blocked shots tied the franchise record and set a new rookie standard.

MAY 25, 2014

Erlana Larkins had a franchise-record 22 rebounds in an 82-77 OT win at Atlanta. Larkins matched a career-high with six steals, and had five points and five rebounds during the overtime session.

GREAT DATES IN FRANCHISE HISTORY

JUNE 3, 2014

Briann January was named Eastern Conference Player of the Week after pacing the Fever to a pair of wins with 20 points in each game.

JUNE 14, 2014

Fever head coach Lin Dunn was inducted into the Women's Basketball Hall of Fame in Nashville, Tenn.

JUNE 25, 2014

A 107-102 OT loss to Tulsa marked the first time in Indiana regular-season history that both teams eclipsed 100 points. It was the fourth-highest scoring total in team history and featured a career-high 33 points for Shavonte Zellous.

JULY 19, 2014

Fever stars Tamika Catchings and Briann January helped the East to a 125-124 overtime win in the WNBA All-Star Game in Phoenix, Ariz. Catchings had 14 points, 13 rebounds, five steals and a game-winning layin with 6 seconds left in OT. January added nine points and four assists as part of her first All-Star appearance just miles from her college alma mater in Tempe.

JULY 21, 2014

Tamika Catchings added a 21st Player of the Week award after a pair of 25-point outings against L.A. and Chicago.

JULY 31, 2014

At Seattle, Tamika Catchings scored 16 points to move past Katie Smith as the third-leading scorer in WNBA history.

AUGUST 14, 2014

Behind 16 points from Briann January, Indiana clinched a record tying 10th consecutive playoff appearance with a 76-63 win over New York.

AUGUST 16, 2014

A pregame tribute to longtime head coach Lin Dunn highlighted Fan Appreciation Night as Indiana beat Chicago in a regular season finale, 71-67. A hall of fame banner in Dunn's name was raised to the ceiling at Bankers Life Fieldhouse.

AUGUST 20, 2014

Tamika Catchings garnered East Player of the Month honors for the third time in her career.

AUGUST 23, 2014

Tamika Catchings scored 26 points to pace the Fever to an 81-76 overtime win over the Washington Mystics, advancing to the East Finals for the seventh time.

SEPTEMBER 3, 2014

Briann January was awarded the league's WNBA Cares Community Assist Award for August for her advocacy work surrounding breast health awareness and children's literacy.

SEPTEMBER 23, 2014

Former Fever player and assistant coach Stephanie White was introduced as the fifth head coach in club history.

APRIL 25, 2015

Tamika Catchings was honored with the Silver Medal Award while accepting induction into the Indiana Basketball Hall of Fame.

JUNE 6, 2015

Indiana fans established a Guinness World Record for the most people to light a glowstick simultaneously in a single venue. Over 9,000 fans attended the Fever's season opener against Minnesota, with an official count of 3,712 glowsticks lit simultaneously prior to tipoff.

JUNE 14, 2015

As part of a tribute game to Greendale, Ind., native Lauren Hill, the Pacers Foundation's Be YOUnique Fund donated \$9,600 to The Cure Starts Now Cancer Research Foundation. The Chicago Sky beat the Fever in a game televised nationally on ESPN2.

JUNE 20, 2015

The Fever and Pacers Sports & Entertainment renewed a marquee partnership with athletic retailer Finish Line. By the end of its next term, beginning in 2016, the Fever-Finish Line relationship will become the longest-tenured jersey partnership in WNBA history.

JULY 8, 2015

Kids Day welcomed a crowd of 12,189 to see the Fever beat the Seattle Storm. It was the club's largest crowd since 2003.

JULY 15, 2015

Tamika Catchings was honored as the winner of the inaugural Sports Humanitarian of the Year Award, presented by ESPN and PlayStation. Catchings was awarded \$75,000 to advance the impact of her Catch The Stars Foundation.

JULY 25, 2015

Tamika Catchings became the first WNBA player to appear in 10 WNBA All-Star Games and also became the leading scorer in WNBA All-Star Game history. Fever teammate Marissa Coleman made her first All-Star appearance with a pair of 3-pointers.

AUGUST 7, 2015

Wearing pink uniforms on Breast Health Awareness Night, Indiana set a franchise record for free throws, 40, while beating Atlanta 106-77. The scoring total was the second-highest in franchise history.

AUGUST 21, 2015

The Fever used a dominant third quarter to race past Seattle, 75-63, and sweep a three-game West Coast road trip for the first time in its history. Indiana trailed at halftime, but outscored the Storm 30-9 in the third. Shenise Johnson finished with a game-high 16 points as the Fever set a new franchise mark with its fourth straight road win.

AUGUST 23, 2015

The hottest team in the WNBA, the Fever won for the 14th time in 17 games, downing New York 80-79 at Bankers Life Fieldhouse to draw within one game of the Liberty in the Eastern Conference. One of five scorers in double figures, Shenise Johnson hit the game-winning bucket with 1:30 left to play.

SEPTEMBER 1, 2015

An 81-51 triumph over Connecticut wrapped up an 11th consecutive playoff berth to extend the Fever's WNBA record.

SEPTEMBER 21, 2015

Indiana reached the conference finals for a WNBA-record fifth straight season by beating Chicago, 100-89, despite 40 points from league MVP Elena Delle Donne. In a remarkable game in which both teams shot 57 percent from the floor, the Fever got 27 points and nine rebounds from Tamika Catchings, 22 points from Shenise Johnson and five 3-pointers from Marissa Coleman. In the process, Catchings became the first player in WNBA history to eclipse 1,000 career points in the playoffs.

SEPTEMBER 29, 2015

The Fever won Games 2 and 3 of the East Finals against New York. Marissa Coleman matched her own franchise record with five 3-pointers and 15 points, and



Hail to the Chief and the Champs! President Barack Obama welcomed the 2012 WNBA champions to the White House on Friday, June 14, 2013.



After seven years as head coach and 12 years with the organization overall, women's hoops pioneer Lin Dunn was honored Aug. 16, 2014 with a banner in the rafters. Following a career spanning parts of five decades, Dunn was inducted into numerous halls of fame, including the Women's Basketball Hall of Fame on June 14, 2014.

GREAT DATES IN FRANCHISE HISTORY

Tamika Catchings added 14 as Indiana upset New York, the East's top seed, 66-51 at Madison Square Garden. It marked the first time in league history that a rookie head coach led a team into the WNBA Finals.

OCTOBER 4, 2015

Briann January had 19 points and six assists as the Fever stole home-court advantage with a 75-69 victory over Minnesota in Game 1 of the WNBA Finals.

OCTOBER 11, 2015

Indiana staved off elimination from the playoffs again, turning back Minnesota, 75-69, in Game 4 of the WNBA Finals. After falling in Games 2 and 3, the Fever won their fifth straight elimination game behind 15 points from Shenise Johnson and 14 from Marissa Coleman.

MAY 14, 2016

In an opening night loss to Dallas, Tiffany Mitchell led Indiana with 18 points, the most in an Indiana rookie debut since Tamika Catchings scored 23 in her 2002 debut.

JUNE 29, 2016

"This one's for you, Pat Summitt!" Tamika Catchings scored a game-high 26 points to pace the Fever past Chicago on the road, pointing her finger skyward after each bucket in a tribute to her legendary college coach who succumbed to cancer one day earlier.

JULY 13, 2016

Kids Day produced an afternoon crowd of 12,272, the Fever's largest regular season audience since 2003.

AUGUST 20, 2016

Tamika Catchings and her USA teammates downed Spain in the gold medal game in Rio de Janeiro, Brazil. Catchings and co-captains Sue Bird and Diana Taurasi tied the Olympic basketball record with their fourth gold medal.

AUGUST 27, 2016

Tamika Catchings conducted a postgame auction and autograph session before a capacity crowd on the TCU Practice Court, as part of her season-long Legacy Tour. She conducted similar events that included her own \$2,000 donation to a local charity, in each of 12 WNBA cities.

SEPTEMBER 1, 2016

Shenise Johnson and Marissa Coleman combined for 21 of their 40 points in a record-tying 40-point first quarter as the Fever rolled to a 98-77 home win over New York. Indiana tied the WNBA record for points in a single quarter, and tied franchise marks for 3-pointers in a quarter and a half.

SEPTEMBER 11, 2016

A win at Washington clinched Indiana's 12th consecutive playoff appearance. The 12-year streak marked the third-longest active streak in American pro sports.

SEPTEMBER 16, 2016

With her third rebound in a home loss to Minnesota, Tamika Catchings passed Lisa Leslie as the WNBA's career rebounding leader. In the same game, Briann January scored eight points to become the third player in club history to surpass 2,000 career points.

SEPTEMBER 18, 2016

Rookie Tiffany Mitchell set a franchise record for consecutive free throws made, hitting 42 in-a-row since June 17 before missing her final attempt of the season. Similarly, Shenise Johnson made her final 40 attempts to finish 2016 with the second-longest streak in club history.

SEPTEMBER 18, 2016

Tamika Catchings finished an illustrious regular-season career ranked No. 1 in WNBA career rebounds, steals and free throws. She finished as the league's No. 2 career scorer and was No. 6 in assists.

SEPTEMBER 18, 2016

The second-largest regular-season crowd in team history - 17,704 - paid tribute to Tamika Catchings in her final regular season game, an 83-60 win over Dallas. Catchings finished the game with 16 points and was showered with praise, gifts and applause in an emotional post-game ceremony at Bankers Life Fieldhouse.

SEPTEMBER 21, 2016

Indiana fell to Phoenix, 89-78, to absorb an early playoff exit in what was Tamika Catchings' final game. Fittingly, she finished with a playoff double-double of 13 points and 10 rebounds.

NOVEMBER 18, 2016

Pokey Chatman was named the sixth head coach in franchise history.

FEBRUARY 21, 2017

The Fever acquired All-Star forward Candice Dupree as part of a three-team trade with Phoenix and Connecticut. Indiana also obtained a 2017 second-round draft pick while sending Lynetta Kizer and the team's 2017 first-round pick to the Sun.

JUNE 24, 2017

Tamika Catchings' No. 24 jersey was retired and hoisted to the Bankers Life Fieldhouse rafters. She became the first Fever player ever to have her number retired.

JUNE 28, 2017

Barely nine months after she first broke the Fever mark for consecutive made free throws, Tiffany Mitchell ended a new record streak with 43 straight FTs over a stretch of 12 games.

JULY 12, 2017

The largest Kids Day crowd in club history welcomed 12,282 fans to Bankers Life Fieldhouse to watch the Fever take on the San Antonio Stars.

AUGUST 6, 2017

Behind Candice Dupree's 31 points and a last-second tip-in by Erlana Larkins, the Fever handed the Minnesota Lynx just their third loss of the season in an 84-82 thriller.

AUGUST 8, 2017

Erica Wheeler fell one point shy of the Fever's single-game scoring record by pouring in 33 points in a loss to New York at Madison Square Garden. Wheeler's seven 3-point field goals tied the Fever record set by Katie Douglas in 2012.



First-year head coach Stephanie White became the first rookie coach in WNBA history to lead a team to the WNBA Finals. Indiana celebrated its third Eastern Conference championship after a 66-51 win over top-seeded New York, in the 2015 East Finals at Madison Square Garden.



On Sept. 18, 2016, the second-largest regular season crowd in Fever history, 17,704, helped the Indiana Fever franchise thank, congratulate and pay tribute to Tamika Catchings during the final regular season game of her 16-year career.

DRAFT HISTORY

2000 WNBA EXPANSION DRAFT

December 15, 1999

First Round

Gordana Grubin, from Los Angeles, 1st

Second Round

Sandy Brondello, from Detroit, 8th **(1)**

Third Round

Nyree Roberts, from Washington, 9th **(2)**

Fourth Round

Kara Wolters, from Houston, 16th

Fifth Round

Rita Williams, from Washington, 17th

Sixth Round

Chantel Tremiere, from Utah, 24th

2000 WNBA DRAFT

April 25, 2000

Second Round

Jurgita Streimikyte, Lithuania, 26th

Third Round

Usha Gilmore, Rutgers, 42nd

Fourth Round

Latina Davis, Tennessee, 50th **(3)**

Renee Robinson, Virginia, 58th **(3)**

2001 WNBA DRAFT

April 20, 2001

First Round

Tamika Catchings, Tennessee, 3rd
Kelly Schumacher, Connecticut, 14th

Second Round

Niele Ivey, Notre Dame, 19th

Third Round

Marlena Williams, Missouri, 35th

Fourth Round

April Brown, Louisiana State, 51st

2002 WNBA DRAFT

April 19, 2002

First Round

Tawana McDonald, Georgia, 13th

Second Round

Zuzi Klimesova, Vanderbilt, 17th

Third Round

Kelly Komara, Purdue, 34th

Fourth Round

LaKeisha Taylor, Arizona, 49th

Jillian Danker, Vanderbilt, 52nd

2003 WNBA DISPERSAL DRAFT

April 24, 2003

Sylvia Crawley, Portland, 7th **(4)**

2003 WNBA DRAFT

April 25, 2003

First Round

Gwen Jackson, Tennessee, 6th **(4)**

Second Round

DeTrina White, Louisiana State, 20th

Third Round

Ashley McElhiney, Vanderbilt, 35th

2004 WNBA DISPERSAL DRAFT

January 6, 2004

Deanna Jackson, Cleveland, 5th

2004 WNBA DRAFT

April 17, 2004

First Round

Ebony Hoffman, USC, 9th

Third Round

Ieva Kublina, Virginia Tech, 31st

2005 WNBA DRAFT

April 16, 2005

First Round

Tan White, Mississippi State, 2nd

Second Round

Yolanda Paige, West Virginia, 16th

Third Round

Ashley Earley, Vanderbilt, 29th

2006 WNBA DRAFT

April 5, 2006

First Round

La'Tangela Atkinson, North Carolina, 9th

Second Round

Kasha Terry, Georgia Tech, 26th

Third Round

Jessica Foley, Duke, 38th

Marina Kuzina, Russia, 40th

2007 WNBA DRAFT

April 4, 2007

First Round

Alison Bales, Duke, 9th

Second Round

Lyndsey Medders, Iowa State, 22nd

Third Round

Ashley Key, NC State, 35th

2008 WNBA DRAFT

April 9, 2008

Second Round

Khadijah Whittington, NC State, 26th

2009 WNBA DRAFT

April 9, 2009

First Round

Briann January, Arizona State, 6th

Second Round

Christina Wirth, Vanderbilt, 19th

Third Round

Danielle Campbell, Purdue, 32nd

2010 WNBA DRAFT

April 8, 2010

First Round

Jené Morris, San Diego State, 11th

Second Round

Armellie Lumanu, Mississippi State, 23rd

Third Round

Joy Cheek, Duke, 35th

2011 WNBA DRAFT

April 11, 2011

First Round

Jeanette Pohlen, Stanford, 9th

Third Round

Jori Davis, Indiana, 33rd

2012 WNBA DRAFT

April 16, 2012

First Round

Sasha Goodlett, Georgia Tech, 11th

Third Round

Courtney Hurt, Va. Commonwealth, 34th

2013 WNBA DRAFT

April 11, 2013

First Round

Layshia Clarendon, California, 9th

Second Round

Jasmine Hassell, Georgia, 21st

Third Round

Jennifer George, Florida, 33rd

2014 WNBA DRAFT

April 14, 2010

First Round

Natasha Howard, Florida State, 5th

Natalie Achonwa, Notre Dame, 9th

Third Round

Haiden Palmer, Gonzaga, 29th

2015 WNBA DRAFT

April 16, 2015

Second Round

Chelsea Gardner, Kansas, 21st

2016 WNBA DRAFT

April 14, 2016

First Round

Tiffany Mitchell, South Carolina, 9th

Second Round

Brene Moseley, Maryland, 21st

Third Round

Julie Allamand, Belgium, 33rd

2017 WNBA DRAFT

April 13, 2017

Second Round

Erica McCall, Stanford, 17th

Feyonda Fitzgerald, Temple, 20th

Ronni Williams, Florida, 22nd

Third Round

Adrienne Motley, Miami, 32nd

2018 WNBA DRAFT

April 12, 2018

First Round

Kelsey Mitchell, Ohio State, 2nd

Victoria Vivians, Mississippi State, 8th

Second Round

Stephanie Mavunga, Ohio State, 14th

DRAFT DAY TRADES

(1) Acquired Stephanie White from Miami, in exchange for Sandy Brondello and a 2000 first-round draft pick, following the 2000 Expansion Draft.

(2) Acquired Monica Maxwell from Washington, in exchange for selecting Nyree Roberts and a 2000 fourth-round draft pick, following the 2000 Expansion Draft.

(3) Acquired Latavia Coleman from Houston, in exchange for Latina Davis and Renee Robinson, following the 2000 Draft.

(4) Acquired Natalie Williams and Coretta Brown from San Antonio, in exchange for Sylvia Crawley and Gwen Jackson, following the 2003 Dispersal Draft and the 2003 Draft.

DRAFT SELECTIONS BY SCHOOLS

Arizona-1

Arizona State-1

California-1

Connecticut-1

Duke-3

Florida-2

Florida State-1

Georgia-2

Georgia Tech-2

Gonzaga-1

Indiana-1

Iowa State-1

Kansas-1

Louisiana State-2

Maryland-1

Miami-1

Mississippi State-3

Missouri-1

North Carolina-1

NC State-2

Notre Dame-2

Ohio State-2

Purdue-2

Rutgers-1

San Diego State-1

South Carolina-1

Stanford-2

Temple-1

Tennessee-3

USC-1

Vanderbilt-5

Virginia-1

Virginia Commonwealth-1

Virginia Tech-1

West Virginia-1

SEASON RECAPS

2017 FINAL STATISTICS | REGULAR SEASON (9-25)

PLAYER	G	GS	MIN	FIELD GOALS			3-POINT FG			FREE THROWS			REBOUNDS				PF	DQ	STL	TO	BLK	PTS	AVG
				FG	FGA	PCT	FG	FGA	PCT	FT	FTA	PCT	OFF	DEF	TOT	AST							
Dupree	33	33	1049	214	433	.494	0	2	.000	67	76	.882	35	156	191	54	62	0	31	45	15	495	15.0
Wheeler	34	26	898	156	390	.400	50	151	.331	38	48	.792	11	64	75	138	78	0	47	78	1	400	11.8
Johnson	14	13	348	55	127	.433	10	30	.333	38	40	.950	13	35	48	35	27	1	21	18	4	158	11.3
Mitchell	27	9	671	83	238	.349	17	69	.246	94	102	.922	16	70	86	39	60	0	31	40	5	277	10.3
January	25	24	657	81	205	.395	18	57	.316	58	71	.817	12	25	37	98	71	0	23	53	4	238	9.5
Achonwa	34	17	623	98	176	.557	0	0	.000	45	59	.763	37	90	127	25	76	0	14	31	17	241	7.1
Gwathmey	28	7	478	62	172	.360	13	55	.236	36	48	.750	16	39	55	21	78	4	14	36	22	173	6.2
Coleman	34	23	636	55	168	.327	28	87	.322	30	36	.833	8	61	69	34	41	0	10	39	5	168	4.9
Larkins	34	17	640	68	117	.581	0	0	.000	31	34	.912	64	78	142	38	71	1	18	42	10	167	4.9
Pohlen-Mavunga	29	0	374	32	79	.405	15	39	.385	19	23	.826	4	24	28	20	22	0	7	17	0	98	3.4
McCall	30	1	322	41	101	.406	1	3	.333	15	22	.682	20	49	69	5	37	0	4	20	9	98	3.3
Hamson	12	0	86	10	18	.556	0	0	.000	6	7	.857	6	19	25	2	13	0	1	5	11	26	2.2
Simms	4	0	54	4	13	.308	2	6	.333	1	2	.500	1	4	5	2	5	0	2	3	0	11	2.8
Cohlhodo	5	0	13	1	1	1.000	0	0	.000	0	0	.000	1	1	2	0	5	0	0	1	1	2	0.4
FEVER	34	-	6850	960	2238	.429	154	499	.309	478	568	.842	244	715	959	511	646	6	223	461	104	2552	75.1
OPPONENTS	34	-	6850	1034	2186	.473	209	534	.391	588	714	.824	299	897	1196	602	620	5	225	489	111	2865	84.3

MAY																								
14	at Seattle	L	82-87																				7,969	
17	at Phoenix	L	62-85																				8,896	
20	CONNECTICUT	W	81-79																				7,385	
24	LOS ANGELES	W	93-90																				5,875	
28	at Seattle	L	70-94																				4,722	
30	at Dallas	L	62-89																				3,076	
JUNE																								
3	DALLAS	W	91-85																				6,529	
7	PHOENIX	L	90-98																		OT		5,702	
9	SEATTLE	W	83-80																				6,166	
11	at Washington	L	70-88																				6,194	
15	ATLANTA	W	85-74																				5,830	
18	at Chicago	W	91-79																				4,551	
24	LOS ANGELES	L	73-84																				9,241	
28	at Chicago	W	82-75																				10,197	
JULY																								
1	CONNECTICUT	L	85-91																				6,473	
7	at Atlanta	L	68-89																				3,359	
12	SAN ANTONIO	L	72-79																				12,282	
14	WASHINGTON	L	58-72																				8,007	
17	at Los Angeles	L	62-80																				11,386	
19	at Phoenix	W	84-77																				11,371	
20	at San Antonio	L	61-85																				7,306	
25	at Dallas	L	82-84																				3,701	
28	NEW YORK	L	84-85																				6,617	
30	at Connecticut	L	73-89																				6,145	
AUGUST																								
4	CHICAGO	L	70-81																				8,052	
6	MINNESOTA	W	84-82																				8,226	
8	at New York	L	76-81																				10,068	
12	at Washington	L	80-100																				7,337	
18	at Minnesota	L	52-111																				9,621	
20	WASHINGTON	L	82-87																				7,593	
23	NEW YORK	L	50-71																				7,118	
26	at Atlanta	L	74-79																			OT	5,029	
30	MINNESOTA	L	69-80																				7,625	
SEPTEMBER																								
2	SAN ANTONIO	L	71-75																				9,420	

2016 FINAL STATISTICS | REGULAR SEASON (17-17)

PLAYER	G	GS	MIN	FIELD GOALS			3-POINT FG			FREE THROWS			REBOUNDS				PF	DQ	STL	TO	BLK	PTS	AVG
				FG	FGA	PCT	FG	FGA	PCT	FT	FTA	PCT	OFF	DEF	TOT	AST							
Catchings	34	34	844	146	337	.433	35	100	.350	106	123	.862	40	123	163	66	70	0	62	42	10	433	12.7
Johnson	29	10	651	98	239	.410	28	78	.359	60	64	.938	27	75	102	60	52	0	35	48	10	284	9.8
January	29	27	816	87	217	.401	29	74	.392	77	88	.875	18	34	52	136	79	1	36	51	3	280	9.7
Kizer	33	12	569	139	250	.556	0	1	.000	40	50	.800	35	71	106	20	81	0	25	35	10	318	9.6
Mitchell	34	8	681	87	241	.361	25	85	.294	92	101	.911	15	43	58	48	85	0	30	55	3	291	8.6
Wheeler	34	25	811	114	273	.418	17	57	.298	40	48	.833	18	54	72	95	88	1	23	68	1	285	8.4
Coleman	32	21	781	85	246	.346	33	123	.268	64	85	.753	23	82	105	63	67	0	29	56	9	267	8.3
Larkins	33	33	880	106	166	.639	0	0	.000	61	69	.884	76	168	244	68	80	0	30	54	15	273	8.3
Lucas	4	0	55	11	21	.524	2	10	.200	7	7	1.000	1	7	8	3	8	0	2	5	0	31	7.8
Peters	30	0	440	73	133	.549	1	3	.333	10	18	.556	20	71	91	22	60	1	12	18	18	157	5.2
Achonwa	24	0	195	36	66	.545	0	0	.000	14	20	.700	16	31	47	6	27	0	10	12	1	86	3.6
Moseley	8	0	77	6	23	.261	1	5	2.000	2	5	.400	1	2	3								

SEASON RECAPS

2015 FINAL STATISTICS | REGULAR SEASON (20-14)

PLAYER	G	GS	MIN	FIELD GOALS			3-POINT FG			FREE THROWS			REBOUNDS				PF	DQ	STL	TO	BLK	PTS	AVG
				FG	FGA	PCT	FG	FGA	PCT	FT	FTA	PCT	OFF	DEF	TOT	AST							
Catchings	30	30	799	125	327	.382	18	61	.295	125	144	.868	51	162	213	67	76	0	55	50	24	393	13.1
Johnson	31	27	811	121	259	.467	31	75	.413	66	82	.805	39	114	153	74	67	2	35	56	5	339	10.9
Coleman	34	34	842	127	331	.384	42	125	.336	59	79	.747	33	87	120	54	65	0	42	63	10	355	10.4
Zellous	23	1	511	61	161	.379	7	29	.241	64	83	.771	13	42	55	43	68	2	22	27	8	193	8.4
Kizer	33	14	591	112	228	.491	0	2	.000	51	58	.879	43	73	116	13	91	1	19	46	8	275	8.3
January	29	29	784	81	190	.426	25	58	.431	49	58	.845	14	38	52	98	65	0	30	63	6	236	8.1
Achonwa	28	17	484	88	160	.550	0	0	---	47	63	.746	40	57	97	17	58	0	14	37	14	223	8.0
Clarendon	29	12	602	77	173	.445	13	32	.406	26	34	.765	28	50	78	57	57	0	20	47	0	193	6.7
Lucas	30	0	451	54	145	.372	31	83	.373	31	37	.838	1	24	25	26	42	0	11	19	3	170	5.7
Howard	30	2	343	47	124	.379	0	2	.000	31	43	.721	28	51	79	13	61	0	13	28	13	125	4.2
Larkins	21	3	352	24	59	.407	0	0	---	26	38	.684	34	54	88	28	34	0	20	15	4	74	3.5
Pohlen	26	1	259	21	52	.404	15	38	.395	6	8	.750	5	17	22	16	23	0	13	11	1	63	2.4
Butler	3	0	23	1	5	.200	0	1	.000	0	0	---	0	2	2	0	1	0	1	1	1	2	0.7
FEVER	34		6850	939	2214	.424	182	506	.360	581	727	.799	329	771	1100	506	708	5	295	490	97	2641	77.7
OPPONENTS	34		6850	945	2149	.440	153	509	.301	534	683	.782	287	829	1116	536	703	5	264	552	167	2577	75.8

PLAYOFFS (6-5)

PLAYER	G	GS	MIN	FIELD GOALS			3-POINT FG			FREE THROWS			REBOUNDS				PF	DQ	STL	TO	BLK	PTS	AVG
				FG	FGA	PCT	FG	FGA	PCT	FT	FTA	PCT	OFF	DEF	TOT	AST							
Catchings	11	11	359	58	134	.433	15	32	.469	48	56	.857	17	59	76	29	28	0	22	29	11	179	16.3
Johnson	11	11	335	57	114	.500	8	28	.286	14	15	.933	14	36	50	16	16	0	8	13	5	136	12.4
Coleman	11	11	319	48	119	.403	21	51	.412	14	20	.700	6	21	27	10	23	0	12	10	4	131	11.9
January	11	11	354	44	108	.407	8	28	.286	28	30	.933	4	21	25	55	27	1	15	30	3	124	11.3
Zellous	11	0	237	32	73	.438	4	13	.308	16	20	.800	6	20	26	21	29	0	8	14	6	84	7.6
Larkins	11	10	311	33	58	.569	0	0	---	13	16	.813	34	45	79	15	30	0	11	20	6	79	7.2
Kizer	9	0	80	12	29	.414	0	0	---	3	4	.750	8	14	22	2	8	0	3	7	1	27	3.0
Howard	9	0	64	11	12	.917	0	0	---	3	3	1.000	3	2	5	3	10	0	3	5	1	25	2.8
Achonwa	6	1	42	4	15	.267	0	0	---	3	6	.500	2	7	9	2	10	0	0	7	1	11	1.8
Clarendon	9	0	55	5	10	.500	0	1	.000	2	2	1.000	2	4	6	5	3	0	1	4	0	12	1.3
Lucas	5	0	19	2	3	.667	1	1	1.000	1	1	1.000	0	0	0	0	1	0	0	2	0	6	1.2
Pohlen	6	0	27	0	4	.000	0	4	.000	0	0	---	0	1	1	1	1	0	0	0	0	0	0.0
TEAM	11		2200	306	679	.451	57	158	.361	145	173	.838	96	230	326	159	186	1	83	154	38	814	74.0
OPPONENTS	11		2200	325	726	.448	46	133	.346	115	145	.793	123	231	354	194	197	3	72	149	54	811	73.7

2014 FINAL STATISTICS | REGULAR SEASON (16-18)

PLAYER	G	GS	MIN	FIELD GOALS			3-POINT FG			FREE THROWS			REBOUNDS				PF	DQ	STL	TO	BLK	PTS	AVG
				FG	FGA	PCT	FG	FGA	PCT	FT	FTA	PCT	OFF	DEF	TOT	AST							
Catchings	16	16	430	90	202	.446	14	38	.368	64	81	.790	21	81	102	30	30	0	27	33	13	258	16.1
Zellous	34	33	931	131	319	.411	25	82	.305	87	111	.784	22	72	94	71	100	1	24	55	16	374	11.0
January	31	31	895	109	282	.387	36	94	.383	66	75	.880	12	38	50	116	73	0	38	71	9	320	10.3
Larkins	33	33	1044	124	207	.599	0	0	.000	73	102	.716	99	204	303	84	105	0	64	74	27	321	9.7
Coleman	34	32	815	106	271	.391	43	113	.381	49	60	.817	28	84	112	37	68	0	27	40	11	304	8.9
Howard	34	15	576	98	221	.443	0	1	.000	41	69	.594	52	52	104	21	87	1	26	52	23	237	7.0
Christmas	34	3	736	69	201	.343	27	70	.386	71	94	.755	47	74	121	29	70	0	30	25	9	236	6.9
Clarendon	29	3	398	49	122	.402	6	19	.316	17	24	.708	12	30	42	34	33	0	11	28	0	121	4.2
Kizer	31	1	280	53	123	.431	0	0	.000	13	21	.619	29	46	75	2	57	1	9	25	8	119	3.8
Lucas	30	0	310	34	102	.333	20	65	.308	22	23	.957	3	23	26	20	36	0	8	11	5	110	3.7
Carter	23	0	287	23	80	.288	4	24	.167	23	31	.742	6	15	21	30	21	0	8	33	3	73	3.2
Hassell	2	0	21	3	5	.600	0	0	.000	0	0	.000	0	0	0	1	5	0	3	2	0	6	3.0
Thomas	21	3	176	18	33	.545	0	0	.000	6	14	.429	15	32	47	8	29	0	4	12	15	42	2.0
FEVER	34		6900	907	2168	.418	175	506	.346	532	705	.755	346	751	1097	483	714	3	279	503	139	2521	74.1
OPPONENTS	34		6900	923	2084	.443	125	410	.305	583	745	.783	294	789	1083	526	660	4	271	519	179	2554	75.1

PLAYOFFS (3-2)

PLAYER	G	GS	MIN	FIELD GOALS			3-POINT FG			FREE THROWS			REBOUNDS				PF	DQ	STL	TO	BLK	PTS	AVG
				FG	FGA	PCT	FG	FGA	PCT	FT	FTA	PCT	OFF	DEF	TOT	AST							
Catchings	5	5	170	23	74	.311	1	9	.111	36	40	.900	14	32	46	16	10	0	13	10	3	83	16.6
Zellous	5	5	178	28	72	.389	7	24	.292	9	12	.750	5	12	17	5	17	0	2	3	4	72	14.4
January	5	5	176	19	59	.322	6	17	.353	20	24	.833	2	12	14	21	12	0	6	10	4	64	12.8
Larkins	5	5	176	17	32	.531	0	1	.000	11	15	.733	23	29	52	9	19	1	6	7	3	45	9.0
Coleman	5	5	115	16	39	.410	7	21	.333	2	4	.500	5	11	16	0	12	0	5	5	0	41	8.2
Christmas	5	0	125	10	30	.333	3	9	.333	14	17	.824	15	8	23	8	9	0	2	3	2	37	7.4
Kizer	5	0	31	6	14	.429	0	0	.000	3	4												

SEASON RECAPS

2013 FINAL STATISTICS | REGULAR SEASON (16-18)

PLAYER	G	GS	MIN	FIELD GOALS			3-POINT FG			FREE THROWS			REBOUNDS				PF	DQ	STL	TO	BLK	PTS	AVG
				FG	FGA	PCT	FG	FGA	PCT	FT	FTA	PCT	OFF	DEF	TOT	AST							
Catchings	30	30	942	179	452	.396	36	112	.321	136	158	.861	45	168	213	71	74	0	85	51	31	530	17.7
Douglas	4	4	143	21	54	.389	7	27	.259	11	11	1.000	5	6	11	6	3	0	7	11	2	60	15.0
Zellous	29	29	908	146	352	.415	39	112	.348	96	123	.780	27	73	100	48	93	1	27	54	21	427	14.7
January	32	32	946	110	316	.348	35	98	.357	60	74	.811	12	65	77	118	84	0	34	79	6	315	9.8
Christmas	34	28	913	101	271	.373	30	100	.300	60	74	.811	64	77	141	37	81	1	63	42	11	292	8.6
Larkins	34	34	1022	103	189	.545	0	0	---	63	89	.708	104	161	265	64	100	0	48	47	11	269	7.9
Phillips	18	6	383	36	98	.367	23	48	.479	12	16	.750	4	15	19	29	22	0	15	14	1	107	5.9
Breland	30	2	439	69	157	.439	0	0	---	20	27	.741	50	71	121	17	38	0	17	34	31	158	5.3
Clarendon	30	4	582	55	166	.331	7	27	.259	9	22	.409	18	36	54	55	66	1	16	40	1	126	4.2
Pohlen	13	0	191	13	38	.342	9	24	.375	6	6	1.000	6	19	25	4	11	0	6	10	1	41	3.2
Goodlett	25	1	187	19	53	.358	0	0	---	6	7	.857	16	24	40	4	17	0	2	10	2	44	1.8
Hassell	18	0	153	12	45	.267	0	0	1.000	8	17	.471	10	9	19	7	21	0	4	7	1	32	1.8
Thorn	6	0	67	2	12	.167	1	6	.167	2	2	1.000	0	3	3	4	2	0	2	5	1	7	1.2
FEVER	34		6875	866	2203	.393	187	555	.337	489	626	.781	361	727	1088	464	612	3	326	451	120	2408	70.8
OPPONENTS	34		6875	889	2034	.437	128	405	.316	490	618	.793	305	839	1144	485	604	3	237	556	171	2396	70.5

PLAYOFFS (2-2)

PLAYER	G	GS	MIN	FIELD GOALS			3-POINT FG			FREE THROWS			REBOUNDS				PF	DQ	STL	TO	BLK	PTS	AVG
				FG	FGA	PCT	FG	FGA	PCT	FT	FTA	PCT	OFF	DEF	TOT	AST							
Christmas	4	4	131	22	50	.440	5	12	.417	14	18	.778	10	14	24	10	15	0	4	12	4	63	15.8
Catchings	4	4	116	18	46	.391	2	10	.200	16	22	.727	6	25	31	9	10	0	6	11	1	54	13.5
Zellous	4	4	107	17	38	.447	5	12	.417	12	13	.923	4	11	15	8	12	0	1	0	2	51	12.8
Larkins	4	4	134	17	30	.567	0	0	---	9	9	1.000	13	28	41	5	15	0	1	10	6	43	10.8
January	4	4	119	10	27	.370	4	9	.444	6	7	.857	2	9	11	14	12	0	2	8	0	30	7.5
Clarendon	4	0	61	10	21	.476	3	5	.600	1	4	.250	0	2	2	8	6	0	2	6	0	24	6.0
Phillips	4	0	87	7	16	.438	4	10	.400	4	4	1.000	2	3	5	5	6	0	3	4	0	22	5.5
Pohlen	3	0	33	4	13	.308	1	9	.111	0	0	---	1	2	3	1	4	0	0	1	1	9	3.0
Hassell	3	0	13	0	3	.000	0	0	---	0	0	---	0	2	2	1	4	0	0	2	0	0	0.0
TEAM	4		800	105	244	.430	24	67	.358	62	77	.805	38	96	134	61	84	0	19	57	14	296	74.0
OPPONENTS	4		800	100	245	.408	8	40	.200	72	90	.800	33	85	118	53	80	1	35	43	23	280	70.0

2012 FINAL STATISTICS | REGULAR SEASON (22-12)

PLAYER	G	GS	MIN	FIELD GOALS			3-POINT FG			FREE THROWS			REBOUNDS				PF	DQ	STL	TO	BLK	PTS	AVG
				FG	FGA	PCT	FG	FGA	PCT	FT	FTA	PCT	OFF	DEF	TOT	AST							
Catchings	34	34	1036	200	463	.432	50	132	.379	140	162	.864	62	196	258	107	84	0	70	59	29	590	17.4
Douglas	32	32	990	184	445	.413	80	189	.423	81	96	.844	33	88	121	71	55	0	48	53	10	529	16.5
January	31	26	879	99	245	.404	46	107	.430	76	87	.874	13	42	55	122	78	1	36	76	4	320	10.3
Zellous	31	31	692	79	214	.369	19	55	.345	57	74	.770	27	57	84	54	71	0	23	43	15	234	7.5
Davenport	34	2	514	84	179	.469	1	3	.333	60	81	.741	35	80	115	22	62	0	23	51	26	229	6.7
Phillips	29	8	620	62	159	.390	28	64	.438	25	29	.862	24	56	80	63	49	0	22	35	3	177	6.1
Pohlen	34	3	574	55	128	.430	32	76	.421	7	10	.700	13	44	57	38	39	0	20	31	10	149	4.4
Larkins	34	2	526	55	108	.509	0	0	0.000	31	36	.861	70	78	148	36	62	0	34	34	5	141	4.1
Sutton-Brown	33	32	541	49	116	.422	0	0	0.000	32	40	.800	28	65	93	24	39	0	24	22	27	130	3.9
Christmas	16	0	174	16	51	.314	7	22	.318	7	14	.500	13	23	36	13	11	0	13	8	4	46	2.9
Hodges	12	0	107	14	44	.318	7	27	.259	3	6	.500	2	5	7	7	3	0	3	4	6	38	3.2
Goodlett	26	0	197	33	74	.446	0	0	0.000	14	20	.700	18	23	41	6	17	0	8	9	7	80	3.1
FEVER	34		6850	930	2226	.418	270	675	.400	533	655	.814	338	757	1095	563	570	1	324	464	146	2663	78.3
OPPONENTS	34		6850	925	2154	.429	178	537	.331	431	576	.748	356	813	1169	485	644	4	242	592	168	2459	72.3

PLAYOFFS (7-3)

PLAYER	G	GS	MIN	FIELD GOALS			3-POINT FG			FREE THROWS			REBOUNDS				PF	DQ	STL	TO	BLK	PTS	AVG
				FG	FGA	PCT	FG	FGA	PCT	FT	FTA	PCT	OFF	DEF	TOT	AST							
Catchings	10	10	354	56	149	.376	17	52	.327	61	68	.897	18	67	85	31	29	0	23	27	18	190	19.0
Douglas	7	6	172	35	77	.455	11	31	.355	12	16	.750	4	10	14	9	7	0	7	11	0	93	13.3
January	10	10	341	46	108	.426	5	22	.227	18	20	.900	6	17	23	38	32	1	16	30	3	115	11.5
Zellous	10	5	279	37	93	.398	8	30	.267	24	28	.857	10	19	29	17	27	0	9	17	8	106	10.6
Phillips	10	9	301	38	80	.475	15	29	.517	10	14	.714	10	12	22	16	26	0	6	10	1	101	10.1
Larkins	10	9	320	39	72	.542	0	0	0.000	21	27	.778	49	60	109	12	23	0	7	18	8	99	9.9
Davenport	7	0	71	13	27	.481	0	0	0.000	1	1	1.000	6	10	16	5	8	0	1	10	5	27	3.9
Sutton-Brown	7	1	60	8	14	.571	0	1	0.000	8	18	.444	4	10	14	3	7	0	2	3	1	24	3.4
Pohlen	6	0	69	7	9	.778	5	5	1.000	0	0	0.000	0	4	2	5	0	3	5	0	19	3.2	
Christmas	3	0	32	2	8	.250	1	6	.167	4	4	1.000	3	5	8	1	5	0	1	2	1	9	3.0
Goodlett	1	0	0	0	0	0.000	0	0	0.000	0	0	0.000	0	0	0	0	1	0	0	0	0	0	0.0
TEAM	10																						

SEASON RECAPS

2011 FINAL STATISTICS | REGULAR SEASON (21-13)

PLAYER	G	GS	MIN	FIELD GOALS			3-POINT FG			FREE THROWS			REBOUNDS				PF	DQ	STL	TO	BLK	PTS	AVG
				FG	FGA	PCT	FG	FGA	PCT	FT	FTA	PCT	OFF	DEF	TOT	AST							
Catchings	33	33	1040	168	384	.438	32	92	.348	143	162	.883	63	170	233	115	69	0	67	73	30	511	15.5
Douglas	32	32	940	166	357	.465	66	150	.440	47	70	.671	31	95	126	91	48	0	41	65	8	445	13.9
Davenport	34	8	717	145	274	.529	0	3	.000	73	104	.702	50	113	163	17	77	1	27	55	45	363	10.7
Phillips	31	22	689	91	197	.462	26	61	.426	60	72	.833	16	72	88	74	52	0	30	45	0	268	8.6
January	10	10	286	25	70	.357	7	22	.318	29	35	.829	5	9	14	50	33	0	15	33	0	86	8.6
Smith	33	32	711	88	237	.371	32	94	.340	30	34	.882	27	75	102	49	80	2	22	42	16	238	7.2
Sutton-Brown	34	26	645	68	139	.489	0	3	.000	52	70	.743	41	65	106	19	65	0	36	33	41	188	5.5
Zellous	33	2	463	57	130	.438	9	34	.265	58	74	.784	21	59	80	45	74	1	12	32	15	181	5.5
Pohlen	34	2	539	48	102	.471	29	62	.468	13	15	.867	10	37	47	33	32	0	13	21	4	138	4.1
Bobbitt	31	3	439	41	115	.357	17	44	.386	23	30	.767	12	29	41	54	33	0	30	37	0	122	3.9
Ely	33	0	355	39	109	.358	5	24	.208	20	29	.690	19	54	73	9	46	0	6	25	6	103	3.1
FEVER	34		6825	936	2114	.443	223	589	.379	548	695	.788	295	778	1073	556	609	4	299	502	165	2643	77.7
OPPONENTS	34		6825	925	2182	.424	179	534	.335	481	655	.734	359	776	1135	537	647	1	269	542	134	2510	73.8

PLAYOFFS (3-3)

PLAYER	G	GS	MIN	FIELD GOALS			3-POINT FG			FREE THROWS			REBOUNDS				PF	DQ	STL	TO	BLK	PTS	AVG
				FG	FGA	PCT	FG	FGA	PCT	FT	FTA	PCT	OFF	DEF	TOT	AST							
Douglas	6	6	201	40	94	.426	17	39	.436	21	25	.840	12	18	30	16	11	0	5	13	1	118	19.7
Catchings	6	5	190	19	57	.333	4	15	.267	18	23	.783	19	31	50	14	17	0	13	15	3	60	10.0
Smith	6	6	165	22	54	.407	9	22	.409	4	4	1.000	9	23	32	10	19	0	5	13	6	57	9.5
Sutton-Brown	6	6	172	19	41	.463	0	0	---	19	22	.864	17	24	41	8	15	0	5	16	11	57	9.5
Zellous	5	1	96	15	35	.429	4	10	.400	9	15	.600	3	10	13	7	14	0	2	6	3	43	8.6
Davenport	6	0	99	20	36	.556	0	0	---	6	7	.857	9	14	23	0	14	0	3	10	1	46	7.7
Phillips	6	6	160	15	40	.375	0	8	.000	9	11	.818	1	13	14	18	9	0	9	17	1	39	6.5
Ely	3	0	13	3	7	.429	1	1	1.000	0	0	---	1	0	1	1	0	0	2	1	0	7	2.3
Pohlen	5	0	35	4	8	.500	2	4	.500	0	0	---	2	2	4	3	5	0	1	1	0	10	2.0
Bobbitt	6	0	69	3	16	.188	0	5	.000	1	2	.500	0	4	4	12	8	0	3	6	1	7	1.2
TEAM	6		1200	160	388	.412	37	104	.356	87	109	.798	73	139	212	89	112	0	48	104	27	444	74.0
OPPONENTS	6		1200	180	400	.450	32	83	.386	80	116	.690	65	146	211	99	105	1	60	85	30	472	78.7

2010 FINAL STATISTICS | REGULAR SEASON (21-13)

PLAYER	G	GS	MIN	FIELD GOALS			3-POINT FG			FREE THROWS			REBOUNDS				PF	DQ	STL	TO	BLK	PTS	AVG
				FG	FGA	PCT	FG	FGA	PCT	FT	FTA	PCT	OFF	DEF	TOT	AST							
Catchings	34	34	1068	207	428	.484	47	105	.448	157	185	.849	57	185	242	135	93	3	77	93	30	618	18.2
Douglas	34	34	1014	170	379	.449	68	174	.391	59	71	.831	26	91	117	111	55	0	46	67	13	467	13.7
Sutton-Brown	34	34	875	103	229	.450	0	1	.000	70	99	.707	69	105	174	29	90	0	33	55	55	276	8.1
Hoffman	34	33	815	106	267	.397	26	82	.317	34	40	.850	44	100	144	43	91	1	40	53	13	272	8.0
January	30	7	657	65	175	.371	21	59	.356	71	86	.826	20	39	59	94	75	0	37	68	4	222	7.4
Davenport	33	0	469	96	168	.571	1	7	.143	50	69	.725	27	66	93	15	65	0	14	40	27	243	7.4
Zellous	27	0	418	47	130	.362	7	25	.280	59	79	.747	14	42	56	35	55	0	12	33	16	160	5.9
Murphy	15	1	221	28	80	.350	5	19	.263	16	28	.571	20	41	61	23	20	0	8	18	2	77	5.1
Bevilaqua	34	27	659	46	120	.383	26	77	.338	14	24	.583	18	55	73	54	64	0	48	40	4	132	3.9
Moore	33	0	431	38	89	.427	0	1	.000	25	30	.833	29	40	69	14	60	0	6	30	4	101	3.1
Morris	25	0	196	28	66	.424	14	38	.368	2	3	.667	3	11	14	12	28	0	8	17	2	72	2.9
Cheek	7	0	34	5	12	.417	1	3	.333	4	4	1.000	0	3	3	1	7	0	0	5	0	15	2.1
Quigley	3	0	18	2	4	.500	0	0	.000	2	2	1.000	0	1	1	1	2	0	2	3	1	6	2.0
FEVER	34		6875	941	2147	.438	216	591	.365	563	720	.782	327	779	1106	567	705	4	331	551	171	2661	78.3
OPPONENTS	34		6875	885	2128	.416	181	547	.331	567	716	.792	339	783	1122	497	687	3	282	603	120	2518	74.1

PLAYOFFS (1-2)

PLAYER	G	GS	MIN	FIELD GOALS			3-POINT FG			FREE THROWS			REBOUNDS				PF	DQ	STL	TO	BLK	PTS	AVG
				FG	FGA	PCT	FG	FGA	PCT	FT	FTA	PCT	OFF	DEF	TOT	AST							
Catchings	3	3	107	19	46	.413	5	14	.357	13	16	.813	5	21	26	9	7	0	9	3	2	56	18.7
Douglas	3	3	95	11	24	.458	3	9	.333	10	12	.833	3	6	9	10	8	0	4	3	1	35	11.7
Hoffman	3	3	89	12	36	.333	2	6	.333	7	8	.875	5	9	14	4	10	0	3	3	3	33	11.0
Sutton-Brown	3	3	90	10	21	.476	0	0	.000	9	11	.818	5	8	13	1	7	0	4	8	2	29	9.7
Davenport	3	0	46	9	17	.529	0	0	.000	3	3	1.000	6	10	16	0	5	0	2	4	4	21	7.0
January	3	0	59	5	16	.313	1	5	.200	9	10	.900	1	3	4	6	6	0	1	8	0	20	6.7
Bevilaqua	3	3	66	6	14	.429	4	9	.444	0	0	.000	0	2	2	4	5	0	2	5	0	16	5.3
Zellous	3	0	31	3	5	.600	0	1	.000	6	7	.857	1	1	2	2	3	0	0	2	1	12	4.0
Moore	3	0	16	0	1	.000	0	0	.000	0	0	.000	1	1	2	1	3	0	1	0	1	0	0.0
Morris	1	0	2	0	0	.000	0	0	.000	0	0	.000	0	0	0	0	0	0	0	0	0	0	0.0
TEAM	3		600	75	180	.417	15	44	.341	57	67	.851	27										

SEASON RECAPS

2009 FINAL STATISTICS | REGULAR SEASON (22-12)

PLAYER	G	GS	MIN	FIELD GOALS			3-POINT FG			FREE THROWS			REBOUNDS				PF	DQ	STL	TO	BLK	PTS	AVG
				FG	FGA	PCT	FG	FGA	PCT	FT	FTA	PCT	OFF	DEF	TOT	AST							
Douglas	31	31	1003	188	459	.410	66	189	.349	105	122	.861	24	96	120	85	45	0	56	75	7	547	17.6
Catchings	34	34	1084	157	407	.386	40	122	.328	158	181	.873	86	159	245	107	92	0	99	88	18	512	15.1
Hoffman	34	34	1005	122	313	.390	25	72	.347	69	77	.896	56	143	199	52	106	3	57	82	12	338	9.9
Sutton-Brown	27	25	680	95	204	.466	0	0	---	76	102	.745	44	114	158	23	76	2	15	49	40	266	9.9
January	33	4	683	64	192	.333	25	87	.287	74	87	.851	23	40	63	77	78	1	36	57	3	227	6.9
Griffith	3	0	41	6	12	.500	0	0	---	7	9	.778	4	3	7	0	6	0	0	3	2	19	6.3
Bevilaqua	34	32	861	68	181	.376	37	107	.346	36	54	.667	12	67	79	97	76	0	62	48	8	209	6.1
Moore	31	9	613	57	121	.471	0	1	.000	34	46	.739	40	56	96	14	85	0	19	32	6	148	4.8
Murphy	24	0	186	34	89	.382	11	32	.344	21	26	.808	23	19	42	10	30	0	6	9	2	100	4.2
Dixon	32	1	424	55	134	.410	4	10	.400	18	21	.857	10	41	51	37	45	0	12	27	3	132	4.1
Whittington	3	0	25	6	10	.600	0	0	---	0	0	---	2	3	5	2	2	0	0	0	0	12	4.0
Davenport	26	0	181	29	55	.527	0	0	---	14	20	.700	15	25	40	6	38	0	7	21	14	72	2.8
Wirth	21	0	121	8	29	.276	5	14	.357	1	1	.000	3	12	15	13	12	0	3	3	1	22	1.0
White	2	0	18	1	6	.167	0	3	.000	0	0	---	0	2	2	4	1	0	1	0	1	2	1.0
FEVER	34		6925	890	2212	.402	213	637	.334	613	746	.822	342	780	1122	527	692	6	373	531	117	2606	76.6
OPPONENTS	34		6925	909	2118	.429	154	483	.319	529	692	.764	318	849	1167	498	700	8	271	638	116	2501	73.6

PLAYOFFS (6-4)

PLAYER	G	GS	MIN	FIELD GOALS			3-POINT FG			FREE THROWS			REBOUNDS				PF	DQ	STL	TO	BLK	PTS	AVG
				FG	FGA	PCT	FG	FGA	PCT	FT	FTA	PCT	OFF	DEF	TOT	AST							
Catchings	10	10	357	56	122	.459	9	36	.250	51	60	.850	24	80	104	54	34	1	33	34	14	172	17.2
Douglas	10	10	361	51	141	.362	18	58	.310	35	43	.814	14	21	35	40	14	0	14	19	6	155	15.5
Sutton-Brown	10	10	311	56	106	.528	0	0	---	31	45	.689	15	41	56	5	30	0	9	30	14	143	14.3
Hoffman	10	10	295	47	85	.553	6	15	.400	19	22	.864	11	37	48	8	38	0	11	18	5	119	11.9
January	10	0	228	30	78	.385	12	29	.414	34	40	.850	7	17	24	30	23	0	4	13	0	106	10.6
Bevilaqua	10	10	224	18	53	.340	10	32	.313	7	10	.700	5	18	23	20	25	0	12	11	1	53	5.3
Davenport	9	0	55	14	25	.560	0	0	---	9	11	.818	1	10	11	3	9	0	2	3	8	37	4.1
Moore	10	0	120	8	24	.333	0	0	---	6	8	.750	9	8	17	3	24	1	5	3	2	22	2.2
Dixon	10	0	62	9	26	.346	0	2	.000	3	5	.600	2	5	7	2	5	0	1	5	0	21	2.1
Wirth	5	0	27	3	7	.429	0	2	.000	0	0	---	0	3	3	2	4	0	0	2	0	6	1.2
Murphy	4	0	9	0	5	.000	0	2	.000	0	0	---	1	1	2	1	2	0	0	0	0	0	0.0
TEAM	10		2050	292	672	.435	55	176	.313	195	244	.799	89	241	330	168	208	2	91	150	50	834	83.4
OPPONENTS	10		2050	301	688	.438	65	174	.374	173	210	.824	110	238	348	144	222	3	71	161	49	840	84.0

2008 FINAL STATISTICS | REGULAR SEASON (17-17)

PLAYER	G	GS	MIN	FIELD GOALS			3-POINT FG			FREE THROWS			REBOUNDS				PF	DQ	STL	TO	BLK	PTS	AVG
				FG	FGA	PCT	FG	FGA	PCT	FT	FTA	PCT	OFF	DEF	TOT	AST							
Douglas	33	33	1134	170	458	.371	57	176	.324	119	149	.799	41	94	135	106	54	0	53	100	11	516	15.6
Catchings	25	17	694	101	258	.391	38	88	.432	92	115	.800	48	109	157	83	74	1	49	61	11	332	13.3
Sutton-Brown	33	33	956	143	289	.495	0	1	.000	103	153	.673	63	145	208	17	113	2	20	69	57	389	11.8
Hoffman	33	33	1013	141	303	.465	26	57	.456	34	41	.829	94	164	258	61	121	3	47	79	26	342	10.4
White	33	22	894	119	325	.366	39	120	.325	51	60	.850	27	74	101	80	88	0	43	85	14	328	9.9
Bevilaqua	30	30	876	64	158	.405	30	89	.337	17	28	.607	12	56	68	65	73	0	59	35	4	175	5.8
Baker	13	0	110	12	37	.324	0	1	.000	25	34	.735	7	15	22	15	15	0	9	11	1	49	3.8
Ngoyisa	31	1	226	30	63	.476	0	0	.000	23	32	.719	20	33	53	7	45	0	6	31	7	83	2.7
Bales	14	0	126	14	36	.389	2	5	.400	7	9	.778	7	15	22	2	18	0	5	3	14	37	2.6
Mann	5	0	31	1	4	.250	0	1	.000	0	0	.000	1	3	4	1	0	0	1	1	1	2	0.4
Feaster	33	0	301	30	89	.337	23	75	.307	2	2	.000	9	14	23	26	23	0	5	14	3	85	2.6
Bond	32	1	325	26	90	.289	9	42	.214	13	16	.813	7	24	31	27	56	0	15	33	4	74	2.3
Lewis	8	0	56	7	20	.350	2	7	.286	0	0	.000	2	4	6	2	2	0	3	6	1	16	2.0
Whittington	22	0	186	17	44	.386	0	0	.000	9	17	.529	10	24	34	6	42	0	9	12	11	43	2.0
Terry	2	0	24	1	5	.200	0	0	.000	0	0	.000	1	4	5	2	3	0	0	6	0	2	1.0
FEVER	34		6950	876	2179	.402	226	662	.341	495	656	.755	349	778	1127	500	727	6	324	585	165	2473	72.7
OPPONENTS	34		6950	891	2127	.419	135	415	.325	540	706	.765	338	833	1171	477	659	2	294	608	130	2457	72.3

PLAYOFFS (1-2)

PLAYER	G	GS	MIN	FIELD GOALS			3-POINT FG			FREE THROWS			REBOUNDS				PF	DQ	STL	TO	BLK	PTS	AVG
				FG	FGA	PCT	FG	FGA	PCT	FT	FTA	PCT	OFF	DEF	TOT	AST							
Catchings	3	3	113	15	34	.441	3	11	.273	28	30	.933	3	20	23	18	12	0	3	11	2	61	20.3
Sutton-Brown	3	3	93	12	31	.387	0	0	---	20	21	.952	6	10	16	1	12	0	1	6	4	44	14.7
Hoffman	3	3	102	14	33	.424	4	11	.364	2	3	.667	4	21	25	5	11	0	6	3	2	34	11.3
Douglas	3	3	93	7	22	.318	1	8	.125	7	10	.700	1	6	7	7	7	0	4	10	2	22	7.3
Bevilaqua	3	3	94	7	24	.292	5	18	.278	1	1	.000	4	3	7	7	8	0	3	1	0	20	6.7
White	3	0	42	6	16	.375																	

SEASON RECAPS

2007 FINAL STATISTICS | REGULAR SEASON (21-13)

PLAYER	G	GS	MIN	FIELD GOALS			3-POINT FG			FREE THROWS			REBOUNDS				PF	DQ	STL	TO	BLK	PTS	AVG
				FG	FGA	PCT	FG	FGA	PCT	FT	FTA	PCT	OFF	DEF	TOT	AST							
Catchings	21	21	678	108	259	.417	23	74	.311	109	133	.820	54	135	189	98	64	0	66	22	348	16.6	
Sutton-Brown	34	33	860	149	307	.485	0	0	.000	111	155	.716	66	118	184	30	115	1	35	85	47	409	12.0
Whitmore	34	25	880	139	335	.415	21	70	.300	71	93	.763	45	125	170	51	86	1	20	84	11	370	10.9
White	34	9	841	136	352	.386	43	127	.339	53	63	.841	25	65	90	65	76	2	36	100	10	368	10.8
DeForge	34	34	795	112	268	.418	43	105	.410	29	32	.906	28	83	111	52	36	0	26	46	4	296	8.7
Bevilaqua	34	34	901	66	150	.440	33	89	.371	15	22	.682	15	60	75	92	88	0	56	53	2	180	5.3
Sam	33	4	591	63	186	.339	8	32	.250	29	42	.690	35	62	97	42	58	0	29	39	6	163	4.9
Hoffman	34	10	582	57	128	.445	2	5	.400	28	34	.824	40	97	137	26	69	0	21	41	18	144	4.2
Bales	17	0	169	24	42	.571	0	0	.000	7	8	.875	12	33	45	2	14	0	4	7	13	55	3.2
Sharp	34	0	454	40	97	.412	9	29	.310	21	29	.724	10	22	32	49	17	0	13	26	0	110	3.2
Strother	12	0	69	10	31	.323	6	15	.400	2	2	1.000	6	3	9	3	5	0	0	2	0	28	2.3
Terry	9	0	54	3	12	.250	0	0	.000	3	4	.750	5	9	14	1	18	1	2	11	3	9	1.0
FEVER	34		6875	907	2167	.419	188	546	.344	478	617	.775	341	812	1153	511	646	5	308	589	136	2480	72.9
OPPONENTS	34		6875	881	2192	.402	158	483	.327	450	608	.740	369	795	1164	475	663	7	280	610	114	2370	69.7

PLAYOFFS (3-3)

PLAYER	G	GS	MIN	FIELD GOALS			3-POINT FG			FREE THROWS			REBOUNDS				PF	DQ	STL	TO	BLK	PTS	AVG
				FG	FGA	PCT	FG	FGA	PCT	FT	FTA	PCT	OFF	DEF	TOT	AST							
DeForge	6	6	197	35	75	.467	11	28	.393	20	20	1.000	4	18	22	6	10	0	8	9	1	101	16.8
Whitmore	6	0	184	39	87	.448	13	23	.565	8	13	.615	6	26	32	16	19	0	3	18	1	99	16.5
Catchings	6	6	196	27	73	.370	5	19	.263	36	41	.878	12	54	66	19	15	0	13	10	3	95	15.8
Sam	6	5	185	19	51	.373	4	8	.500	6	12	.500	15	17	32	13	19	0	6	5	1	48	8.0
Bevilaqua	6	6	215	13	44	.295	8	28	.286	10	12	.833	5	11	16	19	17	1	11	8	0	44	7.3
Sutton-Brown	6	6	123	15	43	.349	0	0	---	12	21	.571	7	21	28	4	15	0	1	8	12	42	7.0
Hoffman	4	0	42	5	12	.417	0	2	.000	0	0	---	3	6	9	1	3	0	0	2	1	10	2.5
Strother	3	0	15	3	7	.429	1	3	.333	0	0	---	0	3	3	2	1	0	1	0	0	7	2.3
White	5	1	82	4	15	.267	1	6	.167	0	0	---	2	7	9	10	10	0	5	9	2	9	1.8
Sharp	6	0	46	1	10	.100	0	3	.000	5	6	.833	2	3	5	3	1	0	1	2	0	7	1.2
Bales	4	0	17	0	4	.000	0	0	---	0	0	---	0	2	2	1	2	0	0	1	0	0	0.0
TEAM	6		1300	161	421	.382	43	120	.358	97	125	.776	56	168	224	94	112	1	49	78	21	462	77.0
OPPONENTS	6		1300	181	435	.416	37	102	.363	64	93	.688	67	184	251	108	128	0	29	90	26	463	77.2

2006 FINAL STATISTICS | REGULAR SEASON (21-13)

PLAYER	G	GS	MIN	FIELD GOALS			3-POINT FG			FREE THROWS			REBOUNDS				PF	DQ	STL	TO	BLK	PTS	AVG
				FG	FGA	PCT	FG	FGA	PCT	FT	FTA	PCT	OFF	DEF	TOT	AST							
Catchings	32	32	1071	162	398	.407	32	107	.299	165	204	.809	68	172	240	119	90	0	94	79	35	521	16.3
Whitmore	34	34	1057	199	435	.457	15	38	.395	115	140	.821	53	112	165	61	91	1	46	94	12	528	15.5
DeForge	34	34	1001	123	313	.393	48	127	.378	54	66	.818	40	106	146	76	58	0	39	55	9	348	10.2
White	34	0	745	113	304	.372	19	88	.216	57	76	.750	32	50	82	52	66	1	27	51	9	302	8.9
Bevilaqua	34	34	999	76	185	.411	33	106	.311	38	53	.717	10	67	77	79	72	0	71	54	1	223	6.6
Hoffman	34	33	851	82	208	.394	0	8	.000	54	70	.771	73	120	193	46	104	1	37	73	16	218	6.4
Frohlich	20	0	169	26	68	.382	8	22	.364	6	8	.750	14	21	35	9	27	0	5	13	0	66	3.3
Atkinson	33	1	417	38	87	.437	5	17	.294	18	39	.462	25	51	76	22	31	0	18	34	5	99	3.0
Scott	21	0	159	23	53	.434	0	1	.000	4	8	.500	8	25	33	7	29	0	7	15	2	50	2.4
Terry	10	0	53	11	19	.579	0	0	.000	1	5	.200	4	10	14	0	14	0	0	8	3	23	2.3
Smith	18	2	173	12	39	.308	8	22	.364	3	4	.750	9	15	24	7	21	0	3	13	1	35	1.9
Sharp	23	0	155	8	35	.229	3	15	.200	3	3	.000	3	6	9	23	3	0	7	8	0	22	1.0
FEVER	34		6850	873	2144	.407	171	551	.310	518	676	.766	339	755	1094	501	606	3	354	528	93	2435	71.6
OPPONENTS	34		6850	883	2043	.432	137	444	.309	413	559	.739	288	773	1061	507	685	8	259	617	105	2316	68.1

PLAYOFFS (0-2)

PLAYER	G	GS	MIN	FIELD GOALS			3-POINT FG			FREE THROWS			REBOUNDS				PF	DQ	STL	TO	BLK	PTS	AVG
				FG	FGA	PCT	FG	FGA	PCT	FT	FTA	PCT	OFF	DEF	TOT	AST							
Whitmore	2	2	68	19	40	.475	2	7	.286	13	13	1.000	4	9	13	2	9	1	1	10	0	53	26.5
Catchings	2	2	62	10	31	.323	4	8	.500	4	6	.667	2	10	12	7	8	0	2	6	1	28	14.0
DeForge	2	2	65	5	15	.333	2	8	.250	0	0	.000	4	3	7	3	7	0	1	0	0	12	6.0
Hoffman	2	2	52	6	9	.667	0	0	.000	0	5	.000	2	4	6	1	10	1	3	3	4	12	6.0
Scott	2	0	26	5	9	.556	0	1	.000	0	0	.000	3	2	5	0	5	0	1	3	0	10	5.0
Bevilaqua	2	2	62	2	10	.200	1	3	.333	4	6	.667	0	6	6	2	7	0	1	0	0	9	4.5
White	2	0	34	4	10	.400	1	4	.250	0	1	.000	0	3	3	2	6	0	0	4	0	9	4.5
Atkinson	2	0	30	2	9	.222	0	0	.000	2	4	.500	10	7	17	3	2	0	1	2	2	6	3.0
Smith	1	0	1	0	0	.000	0	0	.000	0	0	.000	0	0	0	0	0	0	0	0	0	0	0.0
FEVER	2		400	53	133	.398	10	31	.323	23	35	.657	25	44	69	20	54						

SEASON RECAPS

2005 FINAL STATISTICS | REGULAR SEASON (21-13)

PLAYER	G	GS	MIN	FIELD GOALS			3-POINT FG			FREE THROWS			REBOUNDS				PF	DQ	STL	TO	BLK	PTS	AVG
				FG	FGA	PCT	FG	FGA	PCT	FT	FTA	PCT	OFF	DEF	TOT	AST							
Catchings	34	34	1174	157	410	.383	35	123	.285	152	193	.788	69	195	264	143	96	1	90	91	16	501	14.7
Miller	34	34	1057	122	278	.439	37	114	.325	67	79	.848	26	60	86	81	81	1	40	53	2	348	10.2
Williams	34	34	804	103	248	.415	0	0	---	45	67	.672	74	112	186	31	105	3	35	56	12	251	7.4
White	34	3	693	85	254	.335	25	81	.309	47	58	.810	21	32	53	53	62	1	30	70	7	242	7.1
Bevilaqua	31	31	873	63	162	.389	44	116	.379	24	44	.545	12	51	63	80	69	0	60	51	0	194	6.3
Streimikyte	34	20	686	82	178	.461	3	6	.500	19	27	.704	37	64	101	32	75	0	29	36	11	186	5.5
Jackson	34	0	472	56	139	.403	0	3	.000	50	68	.735	37	40	77	23	55	0	17	32	12	162	4.8
Schumacher	34	14	516	58	138	.420	2	11	.182	17	21	.810	26	42	68	14	59	0	10	33	24	135	4.0
Hoffman	33	0	497	47	116	.405	1	2	.500	25	30	.833	34	63	97	16	59	0	21	23	10	120	3.6
Paige	13	0	78	6	22	.273	1	5	.200	3	4	.750	2	7	9	13	1	0	2	6	0	16	1.2
Brown	6	0	23	2	5	.400	2	5	.400	0	0	---	0	2	2	3	1	0	1	3	0	6	1.0
Benningfield	10	0	52	3	8	.375	0	2	.000	3	4	.750	3	3	6	4	5	0	1	4	1	9	0.9
TEAM	34		6925	784	1958	.400	150	468	.321	452	595	.760	341	671	1012	493	668	6	336	477	95	2170	63.8
OPPONENT	34		6925	775	1798	.431	123	367	.335	460	642	.717	279	711	990	435	644	2	234	558	113	2133	62.7

PLAYOFFS (2-2)

PLAYER	G	GS	MIN	FIELD GOALS			3-POINT FG			FREE THROWS			REBOUNDS				PF	DQ	STL	TO	BLK	PTS	AVG
				FG	FGA	PCT	FG	FGA	PCT	FT	FTA	PCT	OFF	DEF	TOT	AST							
Catchings	4	4	146	21	59	.356	5	12	.417	22	28	.786	13	24	37	9	8	1	11	13	69	17.3	
Williams	4	4	134	17	40	.425	0	1	.000	13	16	.813	13	17	30	6	5	0	2	1	14	47	11.8
Miller	4	4	155	12	39	.308	9	17	.529	7	10	.700	0	7	7	10	5	0	0	5	13	40	10.0
Jackson	4	0	84	10	23	.435	1	11	1.000	14	17	.824	4	10	14	2	2	1	2	1	17	35	8.8
Bevilaqua	4	4	152	8	25	.320	6	14	.429	5	7	.714	1	8	9	11	7	0	1	10	12	27	6.8
Schumacher	4	0	42	9	19	.474	0	0	.000	2	2	1.000	7	1	8	2	2	0	4	0	6	20	5.0
Streimikyte	4	4	96	6	23	.261	0	0	.000	6	6	1.000	10	8	18	5	5	0	1	6	11	18	4.5
White	4	0	16	0	8	.000	0	1	.000	0	0	.000	2	0	2	1	0	0	0	0	1	0	0.0
TEAM	4		825	83	236	.352	21	46	.457	69	86	.802	50	75	125	46	34	2	11	36	87	256	64.0
OPPONENT	4		825	81	194	.418	16	46	.348	73	93	.785	25	85	110	48	17	1	12	50	79	251	62.8

2004 FINAL STATISTICS | REGULAR SEASON (15-19)

PLAYER	G	GS	MIN	FIELD GOALS			3-POINT FG			FREE THROWS			REBOUNDS				PF	DQ	STL	TO	BLK	PTS	AVG
				FG	FGA	PCT	FG	FGA	PCT	FT	FTA	PCT	OFF	DEF	TOT	AST							
Catchings	34	33	1149	180	468	.385	56	167	.335	152	178	.854	79	170	249	115	90	2	67	77	38	568	16.7
Williams	34	34	956	133	293	.454	0	4	.000	83	119	.697	93	142	235	62	122	3	40	65	23	349	10.3
Miller	34	34	1096	126	326	.387	46	112	.411	50	57	.877	28	80	108	106	81	3	37	74	5	348	10.2
Schumacher	32	7	601	92	196	.469	5	13	.385	35	45	.778	36	68	104	25	67	0	10	52	31	224	7.0
Jackson	34	32	804	92	251	.367	0	12	.000	52	73	.712	57	56	113	53	82	3	29	52	6	236	6.9
Rasmussen	33	4	692	56	135	.415	10	27	.370	30	38	.789	41	72	113	47	51	0	21	35	14	152	4.6
White	22	12	450	27	72	.375	13	39	.333	24	34	.706	8	20	28	52	30	0	24	30	5	91	4.1
Brown	26	0	398	37	108	.343	20	56	.357	10	16	.625	10	24	34	41	31	0	7	31	1	104	4.0
Ivey	15	1	179	11	37	.297	8	24	.333	4	6	.667	2	8	10	18	20	0	4	6	3	34	2.3
Hoffman	30	13	334	26	83	.313	5	17	.294	3	4	.750	34	53	87	21	51	1	15	27	5	60	2.0
Starbird	12	0	117	6	23	.261	3	10	.300	5	6	.833	6	3	9	11	7	0	6	9	0	20	1.7
Ndiaye-Diatta	10	0	74	5	19	.263	0	0	---	2	4	.500	2	9	11	4	7	0	1	8	3	12	1.2
FEVER	34		6850	791	2011	.393	166	481	.345	450	580	.776	396	705	1101	555	639	12	261	486	134	2198	64.6
OPPONENTS	34		6850	804	1865	.431	121	352	.344	516	695	.742	281	688	969	514	603	1	268	466	162	2245	66.0

MAY																							
22	CHARLOTTE	W	68-58																			9,205	
24	PHOENIX	W	83-76																			6,597	
26	at New York	W	67-59																			7,897	
29	at Houston	L	78-86																		2OT	5,582	
JUNE																							
1	SACRAMENTO	W	61-60																			7,037	
4	at Seattle	L	77-83																			8,651	
7	at Sacramento	L	51-65																			7,725	
10	NEW YORK	W	62-59																			7,573	
15	DETROIT	W	84-79																			OT	7,815
16	at Charlotte	W	60-57																				4,079
18	at Washington	L	78-88																			2OT	9,311
24	MINNESOTA	W	57-55																				8,475
28	LOS ANGELES	L	58-61																				7,716
JULY																							
7	HOUSTON	L	63-65																				8,120
13	CONNECTICUT	W	64-53																				8,799
15	DETROIT	W	62-57																				8,507
17	at Detroit	W	59-58																				9,627
19	at Minnesota	L	45-66																				

SEASON RECAPS

2003 FINAL STATISTICS | REGULAR SEASON (16-18)

PLAYER	G	GS	MIN	FIELD GOALS			3-POINT FG			FREE THROWS			REBOUNDS				PF	DQ	STL	TO	BLK	PTS	AVG
				FG	FGA	PCT	FG	FGA	PCT	FT	FTA	PCT	OFF	DEF	TOT	AST							
Catchings	34	34	1210	221	512	.432	74	191	.387	155	183	.847	82	190	272	114	122	2	72	102	35	671	19.7
Williams	34	34	1054	176	363	.485	0	1	.000	105	148	.709	109	146	255	46	138	2	43	70	21	457	13.4
White	28	10	577	60	173	.347	29	84	.345	45	48	.938	14	27	41	58	60	0	34	37	6	194	6.9
Rasmussen	33	25	814	94	200	.470	7	15	.467	31	39	.795	44	71	115	64	65	0	24	48	15	226	6.8
Brown	30	2	522	61	164	.372	36	100	.360	28	33	.848	11	30	41	31	30	0	21	36	4	186	6.2
Schumacher	34	1	480	81	169	.479	4	9	.444	23	27	.852	40	59	99	20	63	0	7	32	24	189	5.6
Ivey	27	21	651	45	116	.388	33	84	.393	12	17	.706	5	27	32	71	40	0	29	28	7	135	5.0
McCray	34	32	734	52	138	.377	7	32	.219	20	24	.833	18	33	51	49	67	1	37	44	2	131	3.9
Washington	20	10	348	19	67	.284	14	48	.292	11	13	.846	2	27	29	48	32	0	14	30	2	63	3.2
Pettis	31	0	148	15	52	.288	6	27	.222	13	17	.765	5	14	19	8	17	0	4	8	1	49	1.6
Aziz	7	0	44	4	14	.286	0	0	.000	2	4	.500	2	7	9	1	5	0	0	3	4	10	1.4
Henning	23	1	290	11	42	.262	0	9	.000	2	8	.250	2	23	25	29	28	0	14	13	0	24	1.0
FEVER	34		6875	839	2011	.417	210	600	.350	449	563	.798	334	654	988	539	668	5	299	474	121	2337	68.7
OPPONENTS	34		6875	837	1908	.439	157	421	.373	490	638	.768	309	677	986	570	631	4	227	512	170	2321	68.3

MAY				
29	at Charlotte	L	57-66	5,008
31	WASHINGTON	W	71-60	18,345
JUNE				
7	NEW YORK	W	86-66	8,502
10	at Seattle	L	51-78	5,638
12	at Los Angeles	L	66-74	7,928
14	at Sacramento	W	79-67	6,982
17	CHARLOTTE	W	71-60	7,855
20	CONNECTICUT	W	84-74	8,383
21	at Minnesota	L	58-66	5,755
24	at Detroit	L	60-68	5,532
26	at Connecticut	W	94-90	2OT 4,112
28	SEATTLE	W	79-70	7,890
29	at Cleveland	L	53-66	7,304
JULY				
2	PHOENIX	W	79-68	6,195
6	DETROIT	W	85-54	6,765
8	at Houston	L	56-60	7,604
10	NEW YORK	W	76-69	7,192
16	DETROIT	L	68-70	7,232
20	at New York	L	65-73	12,936
23	SAN ANTONIO	W	81-47	6,243
24	at Washington	W	80-75	13,849
26	MINNESOTA	L	65-70	9,191
29	at Washington	W	92-91	OT 13,461
AUGUST				
2	at Detroit	L	58-72	10,335
3	at Connecticut	L	55-66	5,333
7	HOUSTON	L	55-68	7,020
9	CLEVELAND	L	62-66	7,162
10	at Cleveland	L	67-71	6,691
12	WASHINGTON	L	80-84	5,927
16	CHARLOTTE	W	69-63	7,240
20	at Charlotte	L	50-80	6,110
22	at New York	W	64-51	15,424
23	CLEVELAND	W	59-46	13,093
25	CONNECTICUT	L	62-72	7,543

2002 FINAL STATISTICS | REGULAR SEASON (16-16)

PLAYER	G	GS	MIN	FIELD GOALS			3-POINT FG			FREE THROWS			REBOUNDS				PF	DQ	STL	TO	BLK	PTS	AVG
				FG	FGA	PCT	FG	FGA	PCT	FT	FTA	PCT	OFF	DEF	TOT	AST							
Catchings	32	32	1167	184	439	.419	76	193	.394	150	184	.815	92	184	276	118	105	2	94	43	594	18.6	
McCray	32	32	1058	132	318	.415	21	66	.318	84	103	.816	29	68	97	70	73	2	28	82	3	369	11.5
Scott	31	31	975	113	232	.487	0	4	.000	66	82	.805	80	131	211	52	127	2	38	69	13	292	9.4
Williams	20	1	484	39	135	.289	17	67	.254	25	34	.735	10	27	37	43	34	0	21	29	2	120	6.0
Thompson	18	2	314	39	109	.358	7	29	.241	12	17	.706	12	30	42	14	20	0	7	18	2	97	5.4
Malcolm	29	28	599	58	158	.367	12	41	.293	28	37	.757	22	39	61	21	42	0	13	34	3	156	5.4
Washington	11	8	325	26	70	.371	14	31	.452	14	20	.700	7	26	33	48	22	0	23	24	2	80	7.3
Pettis	32	0	375	38	107	.355	9	43	.209	28	39	.718	17	22	39	17	22	0	8	24	0	113	3.5
Schumacher	31	1	352	45	89	.506	0	1	.000	18	26	.692	18	41	59	13	49	0	7	21	23	108	3.5
Ivey	31	23	439	25	71	.352	19	50	.380	17	21	.810	6	22	28	39	31	0	16	22	3	86	2.8
Moore	18	2	128	16	38	.421	0	1	.000	10	14	.714	9	20	29	3	16	0	5	14	1	42	2.3
Maxwell	18	0	170	14	47	.298	5	17	.294	2	21	1.000	12	19	31	7	16	0	7	6	4	35	1.9
Klimesova	11	0	39	2	12	.167	0	0	---	1	1	1.000	1	4	5	2	2	0	1	2	1	5	0.5
FEVER	32		6425	731	1825	.401	180	543	.331	455	580	.784	315	633	948	447	559	6	268	438	100	2097	65.5
OPPONENTS	32		6425	804	1817	.442	162	464	.349	359	503	.714	288	644	932	507	647	9	226	470	145	2129	66.5

PLAYOFFS (1-2)

PLAYER	G	GS	MIN	FIELD GOALS			3-POINT FG			FREE THROWS			REBOUNDS				PF	DQ	STL	TO	BLK	PTS	AVG
				FG	FGA	PCT	FG	FGA	PCT	FT	FTA	PCT	OFF	DEF	TOT	AST							
Catchings	3	3	103	22	45	.489	8	21	.381	9	11	.818	12	20	32	7	7	0	4	11	1	61	20.3
Schumacher	3	0	52	13	20	.650	2	2	1.000	4	8	.500	6	3	9	3	6	0	0	2	2	32	10.7
Washington	3	3	110	9	27	.333	6	16	.375	1	5	6	14	10	0	3	6	0	3	6	0	25	8.3
McCray	3	3	99	10	27	.370	1	6	.167	3	5	.600	1	3	4	11	4	0	1	5	0	24	8.0
Scott	3	3	99	8	16	.500	0	0	---	5	5	1.000	7	17	24	5	11	0	1	14	1	21	7.0
Malcolm	3	3	69	7	13	.538	1	4	.250	2	3	.667	1	5	6	0	9	1	0	2	0	17	5.7
Pettis	3	0	43	5	15	.333	1	3	.333	5	7	.714	6	3	9	2	0	0	0	4	0	16	5.3
Thompson	1	0	2	1	1	1.000	0	0	---	0	0	---	0	0	0	0	0	0	0	0	0	2	2.0
Ivey	3	0	9	0	1	.000	0	1	.000	0	0	---	0	1	1	3	2	0	1	0	0	0	0.0
Maxwell	2	0	8	0	3	.000	0	1	.000	0	0	---	0	0	0	1	0	0	0	0	0	0	0.0
Moore	2	0	6	0	2	.000	0	0	---	0	0	---	0	1	1	0	3	0	1	0	0	0	0.0
FEVER	3		600	75	170	.441	19	54	.352	29	40	.725	34	58	92	46	52	1	11	46	4	198	66.0
OPPONENTS	3		600	86	170	.506	12	34	.353	30	42	.714	22	55	77	59	49	0	21	33	3	214	71.3

JUNE				
1	DETROIT	W	79-62	13,014
2	at Detroit	W	78-65	5,681
5	HOUSTON	L	45-56	6,814
7	at Washington	L		

SEASON RECAPS

2001 FINAL STATISTICS | REGULAR SEASON (10-22)

PLAYER	G	GS	MIN	FIELD GOALS			3-POINT FG			FREE THROWS			REBOUNDS				PF	DQ	STL	TO	BLK	PTS	AVG
				FG	FGA	PCT	FG	FGA	PCT	FT	FTA	PCT	OFF	DEF	TOT	AST							
Williams	32	29	1042	115	293	.392	41	109	.376	109	130	.838	25	79	104	114	71	0	72	100	11	380	11.9
Streimikyte	27	26	707	99	207	.472	0	9	.000	48	57	.842	45	94	139	52	81	2	37	52	19	246	9.1
Scott	32	30	775	99	217	.456	0	2	.000	82	111	.739	52	109	161	40	108	1	22	72	12	280	8.8
Thompson	22	7	381	76	174	.437	17	43	.395	17	23	.739	21	42	63	25	24	0	9	22	7	186	8.5
Malcolm	31	23	705	90	212	.425	23	56	.411	56	62	.871	31	60	91	26	75	2	13	48	3	257	8.3
Grubin	27	9	481	62	167	.371	17	58	.293	29	39	.744	18	31	49	33	30	0	7	34	0	170	6.3
White	30	0	504	52	137	.380	23	57	.404	42	55	.764	13	42	55	58	50	0	26	38	14	169	5.6
Braziel	23	0	341	50	115	.435	0	1	.000	27	35	.771	21	56	77	7	27	0	9	20	13	127	5.5
Schumacher	28	5	380	46	93	.495	3	5	.600	17	20	.850	23	47	70	10	41	0	5	21	29	112	4.0
Hall	13	0	123	14	34	.412	0	3	.000	8	14	.571	5	11	16	4	11	0	4	7	0	36	2.8
Ivey	32	26	708	38	102	.373	25	70	.357	14	15	.933	16	39	55	70	51	0	33	35	5	115	3.6
Maxwell	15	3	238	16	53	.302	7	31	.226	8	12	.667	12	26	38	14	19	0	5	22	3	47	3.1
FEVER	32	6475	762 1822	.418	157 446	.352	472	591	.799	286 649	935	458 600	5	242 491	118 2153	67.3							
OPPONENTS	32	6475	853 1899	.449	131 367	.357	412	583	.707	306 660	966	585 616	6	256 466	140 2249	70.3							

MAY				
31	HOUSTON	L	78-82	10,041
JUNE				
2	at New York	L	58-75	16,050
4	SEATTLE	L	71-74	OT 7,021
5	at Miami	L	61-63	6,462
9	at Cleveland	L	76-86	6,284
12	at Minnesota	W	65-60	6,351
16	MINNESOTA	W	67-65	8,067
18	ORLANDO	L	65-72	7,682
22	DETROIT	W	77-56	7,116
23	at Detroit	W	74-70	5,459
27	PORTLAND	L	65-68	7,302
29	CHARLOTTE	L	67-75	8,024
JULY				
1	PHOENIX	W	86-78	OT 7,459
6	at Houston	L	64-79	10,513
8	NEW YORK	L	56-58	8,364
9	at New York	L	65-72	13,791
11	CLEVELAND	L	58-76	7,025
13	ORLANDO	W	74-60	8,770
14	at Charlotte	L	58-71	6,066
18	UTAH	L	57-61	7,347
20	WASHINGTON	W	73-65	7,493
22	at Washington	L	61-69	16,021
24	at Charlotte	L	66-75	4,360
27	at Cleveland	W	67-63	9,981
28	MIAMI	L	63-69	10,871
AUGUST				
1	WASHINGTON	W	70-64	11,142
3	at Sacramento	L	69-81	8,856
4	at Utah	L	54-65	8,568
6	at Los Angeles	L	66-81	8,166
10	at Miami	L	67-72	OT 9,013
12	DETROIT	W	83-66	15,198
14	at Orlando	L	72-78	8,570

2000 FINAL STATISTICS | REGULAR SEASON (9-23)

PLAYER	G	GS	MIN	FIELD GOALS			3-POINT FG			FREE THROWS			REBOUNDS				PF	DQ	STL	TO	BLK	PTS	AVG
				FG	FGA	PCT	FG	FGA	PCT	FT	FTA	PCT	OFF	DEF	TOT	AST							
Wolters	31	30	793	148	264	.561	0	0	---	74	100	.740	46	118	164	39	99	2	12	73	49	370	11.9
Williams	32	29	1014	112	274	.409	49	131	.374	79	108	.731	22	73	95	101	69	1	76	69	3	352	11.0
Maxwell	32	32	1029	110	285	.386	62	156	.397	50	58	.862	40	120	160	63	92	0	49	64	16	332	10.4
Thompson	31	26	792	131	255	.514	18	40	.450	30	42	.714	48	109	157	41	85	4	24	53	4	310	10.0
Grubin	29	20	720	90	239	.377	28	91	.308	31	40	.775	20	56	76	63	47	0	31	60	0	239	8.2
White	32	12	635	66	166	.398	27	70	.386	71	86	.826	14	46	60	57	49	0	31	47	6	230	7.2
McCulley	29	2	456	63	153	.412	3	17	.176	46	63	.730	45	37	82	19	63	1	16	37	22	175	6.0
Streimikyte	27	6	424	46	117	.393	2	6	.333	27	35	.771	25	46	71	44	67	1	16	32	23	121	4.5
Tremittiere	25	3	318	18	51	.353	4	9	.444	10	16	.625	6	25	31	51	30	0	10	30	1	50	2.0
Gaither	6	0	24	3	8	.375	0	0	---	0	0	---	1	2	3	1	2	0	0	1	1	6	1.0
Quinney	17	0	118	6	14	.429	0	0	---	3	5	.600	11	5	16	15	12	0	4	10	0	15	0.9
Gilmore	4	0	21	1	5	.200	0	1	.000	0	0	---	3	2	5	2	6	0	0	4	0	2	0.5
FEVER	32	6425	796 1838	.433	193 521	.370	428	569	.752	285 647	932	501 642	9	271 518	126 2213	69.2							
OPPONENTS	32	6425	839 1868	.449	109 358	.304	503	669	.752	321 633	954	528 612	5	267 476	75 2290	71.6							

JUNE				
1	at Miami	W	57-54	11,212
3	ORLANDO	L	82-88	12,575
5	MIAMI	W	80-59	9,505
9	at Detroit	L	76-80	5,013
10	NEW YORK	L	62-70	11,009
12	CLEVELAND	L	70-83	9,006
17	at Orlando	W	79-54	7,300
18	at Detroit	L	74-111	5,108
21	SACRAMENTO	L	58-70	9,638
23	NEW YORK	L	60-69	13,178
24	at Houston	L	67-93	12,152
28	LOS ANGELES	L	73-82	11,697
30	at New York	L	70-72	11,953
JULY				
1	MIAMI	L	52-54	9,949
3	PORTLAND	L	64-68	12,060
6	at Orlando	L	60-72	7,081
8	PHOENIX	L	65-66	11,659
12	at Washington	W	81-58	11,953
14	SEATTLE	W	64-45	10,920
15	at Cleveland	L	55-79	9,736
20	at Washington	L	74-85	19,093
22	CHARLOTTE	W	80-59	12,671
24	at Charlotte	L	78-82	OT 5,055
26	at Phoenix	L	65-79	9,487
28	at Portland	W	73-58	8,072
29	at Utah	L	71-79	8,803
AUGUST				
1	at Seattle	L	60-66	8,670
3	WASHINGTON	L	71-75	10,804
4	CLEVELAND	W	87-75	11,685
6	at Minnesota	L	75-80	8,644
7	DETROIT	L	63-74	12,213
9	CHARLOTTE	W	67-51	11,701

ALL-TIME ROSTER

Natalie Achonwa

Height: 6-4 Weight: 183 Birthdate: November 22, 1992 College/Country: Notre Dame '14
 TRANSACTIONS - Drafted: April 14, 2014, First round (9th overall), 2014 WNBA Draft | Signed: February 5, 2015

YEAR	G	GS	MIN	FG	A	PCT	3FG	A	PCT	FT	A	PCT	OR	DR	TR	AVG	AST	PF	DQ	ST	TO	BLK	PTS	AVG
2015 IND	28	17	484	88	160	.550	0	0	.000	47	63	.746	40	57	97	3.5	17	58	0	14	37	14	223	8.0
2016 IND	24	0	195	36	66	.545	0	0	.000	14	20	.700	16	31	47	2.0	6	27	0	10	12	1	86	3.6
2017 IND	34	17	623	98	176	.557	0	0	.000	45	59	.763	37	90	127	3.7	25	76	0	14	31	17	241	7.1
3 YEARS	86	34	1302	222	402	.552	0	0	.000	106	142	.746	93	178	271	3.2	48	161	0	38	80	32	550	6.4
PLAYOFF STATISTICS																								
2015 IND	6	1	42	4	15	.267	0	0	.000	3	6	.500	2	7	9	1.5	2	10	0	0	7	1	11	1.8
2016 IND	1	0	9	2	3	.667	0	0	.000	0	0	.000	1	3	4	4.0	1	0	0	0	0	0	4	4.0
2 YEARS	7	1	51	6	18	.333	0	0	.000	3	6	.500	3	10	13	1.9	3	10	0	0	7	1	15	2.1



HONOR & DISTINCTION

- Olympics (Canada), 2016
- WNBA Finals, 2015
- WNBA All-Rookie Team, 2015
- WNBA Rookie of Month, June 2015
- First-round draft pick, 2015

La'Tangela Atkinson

Height: 6-2 Weight: 168 Birthdate: March 22, 1984 College/Country: North Carolina '06
 TRANSACTIONS - Drafted: April 5, 2006, First round (9th overall), 2006 WNBA Draft | Traded: March 23, 2007, to Sacramento, in exchange for a 2008 second-round draft pick | Acquired: April 27, 2012, signed as free agent | Waived: May 14, 2012

YEAR	G	GS	MIN	FG	A	PCT	3FG	A	PCT	FT	A	PCT	OR	DR	TR	AVG	AST	PF	DQ	ST	TO	BLK	PTS	AVG
2006 IND	33	1	417	38	87	.437	5	17	.294	18	39	.462	25	51	76	2.3	22	31	0	18	34	5	99	3.0
PLAYOFF STATISTICS																								
2006 IND	2	0	30	2	9	.222	0	0	.000	2	4	.500	10	7	17	8.5	3	2	0	1	2	2	6	3.0



HONOR & DISTINCTION

- First-round draft pick, 2006

Leigh Aziz

Height: 6-3 Weight: 177 Birthdate: February 28, 1979 College/Country: Syracuse '01
 TRANSACTIONS - Acquired: May 1, 2003, signed as free agent | Waived: May 19, 2004

YEAR	G	GS	MIN	FG	A	PCT	3FG	A	PCT	FT	A	PCT	OR	DR	TR	AVG	AST	PF	DQ	ST	TO	BLK	PTS	AVG
2003 IND	7	0	44	4	14	.286	0	0	.000	2	4	.500	2	7	9	1.3	1	5	0	0	3	4	10	1.4



Sherill Baker

Height: 5-8 Weight: 125 Birthdate: December 3, 1982 College/Country: Georgia '06
 TRANSACTIONS - Acquired: May 22, 2008, signed as free agent | Waived: May 21, 2009

YEAR	G	GS	MIN	FG	A	PCT	3FG	A	PCT	FT	A	PCT	OR	DR	TR	AVG	AST	PF	DQ	ST	TO	BLK	PTS	AVG
2008 IND	13	0	110	12	37	.324	0	1	.000	25	34	.735	7	15	22	1.7	15	15	0	9	11	1	49	3.8
PLAYOFF STATISTICS																								
2008 IND	DID NOT PLAY																							



Alison Bales

Height: 6-7 Weight: 218 Birthdate: April 4, 1985 College/Country: Duke '07
 TRANSACTIONS - Drafted: April 4, 2007, First round (9th overall), 2007 WNBA Draft | Traded: July 4, 2008, to Atlanta, in exchange for Kristen Mann

YEAR	G	GS	MIN	FG	A	PCT	3FG	A	PCT	FT	A	PCT	OR	DR	TR	AVG	AST	PF	DQ	ST	TO	BLK	PTS	AVG
2007 IND	17	0	169	24	42	.571	0	0	.000	7	8	.875	12	33	45	2.6	2	14	0	4	7	13	55	3.2
2008 IND	14	0	126	14	36	.389	2	5	.400	7	9	.778	7	15	22	1.6	2	18	0	5	3	14	37	2.6
2 YEARS	31	0	295	38	78	.487	2	5	.400	14	17	.823	19	48	67	2.2	4	32	0	9	10	27	92	3.0
PLAYOFF STATISTICS																								
2007 IND	4	0	17	0	4	.000	0	0	.000	0	0	.000	0	2	2	0.5	1	2	0	0	1	0	0	0.0



HONOR & DISTINCTION

- First-round draft pick, 2007

Jenni Benningfield

Height: 6-3 Weight: 185 Birthdate: October 6, 1981 College/Country: Vanderbilt '04
 TRANSACTIONS - Acquired: August 24, 2004, signed as free agent | Waived: May 8, 2006

YEAR	G	GS	MIN	FG	A	PCT	3FG	A	PCT	FT	A	PCT	OR	DR	TR	AVG	AST	PF	DQ	ST	TO	BLK	PTS	AVG
2005 IND	10	0	52	3	8	.375	0	2	.000	3	4	.750	3	3	6	0.6	4	5	0	1	4	1	9	0.9



Tully Bevilaqua

Height: 5-7 Weight: 145 Birthdate: July 19, 1972 College/Country: Australia
 TRANSACTIONS - Acquired: February 23, 2005, signed as free agent

YEAR	G	GS	MIN	FG	A	PCT	3FG	A	PCT	FT	A	PCT	OR	DR	TR	AVG	AST	PF	DQ	ST	TO	BLK	PTS	AVG
2005 IND	31	31	873	63	162	.389	44	116	.379	24	44	.545	12	51	63	2.0	80	69	0	60	51	0	194	6.3
2006 IND	34	34	1007	76	185	.411	33	106	.311	38	53	.717	10	67	77	2.3	79	72	0	71	54	1	223	6.6
2007 IND	34	34	901	66	150	.440	33	89	.371	15	22	.682	15	60	75	2.2	92	88	0	56	53	2	180	5.3
2008 IND	30	30	876	64	158	.405	30	89	.337	17	28	.607	12	56	68	2.3	65	73	0	59	35	4	175	5.8
2009 IND	34	32	861	68	181	.376	37	107	.346	36	54	.667	12	67	79	2.3	97	76	0	62	48	8	209	6.1
2010 IND	34	27	659	46	120	.383	26	77	.338	14	24	.583	18	55	73	2.1	54	64	0	48	40	4	132	3.9
6 YEARS	197	188	5177	383	956	.401	203	584	.348	144	225	.640	79	356	435	2.2	467	442	0	356	281	19	1113	5.6
PLAYOFF STATISTICS																								
2005 IND	4	4	152	8	25	.320	6	14	.429	5	7	.714	1	8	9	2.3	11	12	0	7	10	1	27	6.8
2006 IND	2	2	62	2	10	.200	1	3	.333	4	6	.667	0	6	6	3.0	2	7	0	1	0	0	9	4.5
2007 IND	6	6	215	13	44	.295	8	28	.286	10	12	.833	5	11	16	2.7	19	17	1	11	8	0	44	7.3
2008 IND	3	3	94	7	24	.292	5	18	.278	1	1	1.000	4	3	7	2.3	7	8	0	3	1	0	20	6.7
2009 IND	10	10	224	18	53	.340	10	32	.313	7	10	.700	5	18	23	2.3	20	25	0	12	11	1	53	5.3
2010 IND	3	3	66	6	14	.429	4	9	.444	0	0	.000	0	2	2	0.7	4	5	0	2	5	0	16	5.3
6 YEARS	28	28	813	54	170	.318	34	104	.327	27	36	.750	15	48	63	2.3	63	74	1	36	35	2	169	6.0



HONOR & DISTINCTION

- 6x WNBA All-Defense Team
- WNBA Finals, 2009
- Indiana Fever All-Decade Team, 2009
- Olympic silver medalist (Australia), 2008
- Kim Perrot Sportsmanship Award, 2007

- **1,000 POINTS:** 1,113 points in six seasons
- **100+ GAMES PLAYED:** 197 games, 188 starts

ALL-TIME ROSTER

Shannon Bobbitt

Height: 5-2 Weight: 130 Birthdate: December 6, 1985 College/Country: Tennessee '08
 TRANSACTIONS - Acquired: February 14, 2010, signed as free agent | Waived: May 14, 2012

YEAR	G	GS	MIN	FG	A	PCT	3FG	A	PCT	FT	A	PCT	OR	DR	TR	AVG	AST	PF	DQ	ST	TO	BLK	PTS	AVG
2011 IND	31	3	439	41	115	.357	17	44	.386	23	30	.767	12	29	41	1.3	54	33	0	30	37	0	122	3.9
PLAYOFF STATISTICS																								
2011 IND	6	0	69	3	16	.188	0	5	.000	1	2	.500	0	4	4	0.7	12	8	0	3	6	1	7	1.2



LaToya Bond

Height: 5-7 Weight: 132 Birthdate: February 13, 1984 College/Country: Missouri '06
 TRANSACTIONS - Acquired: February 23, 2008, signed as free agent

YEAR	G	GS	MIN	FG	A	PCT	3FG	A	PCT	FT	A	PCT	OR	DR	TR	AVG	AST	PF	DQ	ST	TO	BLK	PTS	AVG
2008 IND	32	1	325	26	90	.289	9	42	.214	13	16	.813	7	24	31	1.0	27	56	0	15	33	4	74	2.3
PLAYOFF STATISTICS																								
2008 IND	DID NOT PLAY																							



Angie Brazier

Height: 6-2 Weight: 169 Birthdate: September 18, 1976 College/Country: Texas Tech '99
 TRANSACTIONS - Acquired: May 15, 2001, off waivers from Charlotte | Traded: December 5, 2001, to Washington, with a 2002 first-round draft pick, in exchange for Nikki McCray and a 2002 third-round draft pick

YEAR	G	GS	MIN	FG	A	PCT	3FG	A	PCT	FT	A	PCT	OR	DR	TR	AVG	AST	PF	DQ	ST	TO	BLK	PTS	AVG
2001 IND	23	0	341	50	115	.435	0	1	.000	27	35	.771	21	56	77	3.3	7	27	0	9	20	13	127	5.5

Jessica Breland

Height: 6-3 Weight: 170 Birthdate: February 23, 1988 College/Country: North Carolina '11
 TRANSACTIONS - Acquired: February 13, 2013, signed as free agent | Waived: September 13, 2013

YEAR	G	GS	MIN	FG	A	PCT	3FG	A	PCT	FT	A	PCT	OR	DR	TR	AVG	AST	PF	DQ	ST	TO	BLK	PTS	AVG
2013 IND	30	2	439	69	157	.439	0	0	.000	20	27	.741	50	71	121	4.0	17	38	0	17	34	31	158	5.3



Coretta Brown

Height: 5-9 Weight: 146 Birthdate: October 21, 1980 College/Country: North Carolina '03
 TRANSACTIONS - Acquired: May 1, 2003, from San Antonio, with Natalie Williams, in exchange for Sylvia Crawley and Gwen Jackson | Waived: May 11, 2006

YEAR	G	GS	MIN	FG	A	PCT	3FG	A	PCT	FT	A	PCT	OR	DR	TR	AVG	AST	PF	DQ	ST	TO	BLK	PTS	AVG
2003 IND	30	2	522	61	164	.372	36	100	.360	28	33	.848	11	30	41	1.4	31	30	0	21	36	4	186	6.2
2004 IND	26	0	398	37	108	.343	20	56	.357	10	16	.625	10	24	34	1.3	41	31	0	7	31	1	104	4.0
2005 IND	6	0	23	2	5	.400	2	5	.400	0	0	.000	0	2	2	0.3	3	1	0	1	3	0	6	1.0
3 YEARS	62	2	943	100	277	.361	58	161	.360	38	49	.776	21	56	77	1.3	75	63	0	29	70	5	296	4.9



Briana Butler

Height: 6-0 Weight: 150 Birthdate: August 16, 1990 College/Country: USC '12
 TRANSACTIONS - Acquired: February 10, 2015, signed as free agent | Waived: June 11, 2015

YEAR	G	GS	MIN	FG	A	PCT	3FG	A	PCT	FT	A	PCT	OR	DR	TR	AVG	AST	PF	DQ	ST	TO	BLK	PTS	AVG
2015 IND	3	0	23	1	5	.200	0	1	.000	0	0	.000	0	2	2	0.7	0	1	0	1	1	1	2	0.7



Sydney Carter

Height: 5-6 Weight: 133 Birthdate: November 18, 1990 College/Country: Texas A&M '12
 TRANSACTIONS - Acquired: May 8, 2014, signed as free agent

YEAR	G	GS	MIN	FG	A	PCT	3FG	A	PCT	FT	A	PCT	OR	DR	TR	AVG	AST	PF	DQ	ST	TO	BLK	PTS	AVG
2014 IND	23	0	287	23	80	.288	4	24	.167	23	31	.742	6	15	21	0.9	30	21	0	8	33	3	73	3.2
PLAYOFF STATISTICS																								
2014 IND	1	0	5	0	2	.000	0	0	.000	0	0	.000	0	1	1	1.0	0	1	0	0	0	0	0	0.0



ALL-TIME ROSTER

Tamika Catchings

Height: 6-1 Weight: 167 Birthdate: July 21, 1979 College/Country: Tennessee '01
 TRANSACTIONS - Drafted: April 20, 2001, First round (3rd overall), 2001 WNBA Draft | Retired: September 21, 2016

#24



HONOR & DISTINCTION

- 4x Olympic gold medalist (USA), 2004, 2008, 2012, 2016
- WNBA Champion, 2012
- WNBA Finals, 2009, 2015
- WNBA MVP, 2011
- WNBA Finals MVP, 2012
- WNBA 20@20, 2016
- WNBA Top 15 Players, 2011
- Indiana Fever All-Decade Team, 2009
- WNBA All-Decade Team, 2006
- 5x WNBA Defensive Player of the Year
- 11x WNBA All-Defense Team
- 12x All-WNBA
- 10x WNBA All-Star
- 8x WNBA Steals Leader
- 3x WNBA Eastern Conf. Player of Month
- 22x WNBA & Eastern Conf. Player of Week
- Dawn Staley Leadership Award, 2007, 2015
- 3x Kim Perrot Sportsmanship Award
- 8x WNBA Community Assist Award
- WNBA Rookie of the Year, 2002
- WNBA All-Rookie Team, 2002
- Indiana Fever first playoff team, 2002
- First-round draft pick, 2001
- Past President, WNBA Players Association

YEAR	G	GS	MIN	FG	A	PCT	3FG	A	PCT	FT	A	PCT	OR	DR	TR	AVG	AST	PF	DQ	ST	TO	BLK	PTS	AVG
2001 IND	DID NOT PLAY, INJURED LIST																							
2002 IND	32	32	1167	184	439	.419	76	193	.394	150	184	.815	92	184	276	8.6	118	105	2	94	82	43	594	18.6
2003 IND	34	34	1210	221	512	.432	74	191	.387	155	183	.847	82	190	272	8.0	114	122	2	72	102	35	671	19.7
2004 IND	34	33	1149	180	468	.385	56	167	.335	152	178	.854	79	170	249	7.3	115	90	2	67	77	38	568	16.7
2005 IND	34	34	1174	157	410	.383	35	123	.285	152	193	.788	69	195	264	7.8	143	96	1	90	91	16	501	14.7
2006 IND	32	32	1071	162	398	.407	32	107	.299	165	204	.809	68	172	240	7.5	119	90	0	94	79	35	521	16.3
2007 IND	21	21	678	108	259	.417	23	74	.311	109	133	.820	54	135	189	9.0	98	64	0	66	62	22	348	16.6
2008 IND	25	17	694	101	258	.391	38	88	.432	92	115	.800	48	109	157	6.3	83	74	1	49	61	11	332	13.3
2009 IND	34	34	1084	157	407	.386	40	122	.328	158	181	.873	86	159	245	7.2	107	92	0	99	88	18	512	15.1
2010 IND	34	34	1068	207	428	.484	47	105	.448	157	185	.849	57	185	242	7.1	135	93	3	77	93	30	618	18.2
2011 IND	33	33	1040	168	384	.438	32	92	.348	143	162	.883	63	170	233	7.1	115	69	0	67	73	30	511	15.5
2012 IND	34	34	1036	200	463	.432	50	132	.379	140	162	.864	62	196	258	7.6	107	84	0	70	59	29	590	17.4
2013 IND	30	30	942	179	452	.396	36	112	.321	136	158	.861	45	168	213	7.1	71	74	0	85	51	31	530	17.7
2014 IND	16	16	430	90	202	.446	14	38	.368	64	81	.790	21	81	102	6.4	30	30	0	27	33	13	258	16.1
2015 IND	30	30	799	125	327	.382	18	61	.295	125	144	.868	51	162	213	7.1	67	76	0	55	50	24	393	13.1
2016 IND	34	34	844	146	337	.433	35	100	.350	106	123	.862	40	123	163	4.8	66	70	0	62	42	10	433	12.7
16 YEARS	457	448	14385	2385	5744	.415	606	1705	.355	2004	2386	.840	917	2399	3316	7.3	1488	1229	11	1074	1043	385	7380	16.1
PLAYOFF STATISTICS																								
2002 IND	3	3	103	22	45	.489	8	21	.381	9	11	.818	12	20	32	10.7	7	7	0	4	11	1	61	20.3
2005 IND	4	4	146	21	59	.356	5	12	.417	22	28	.786	13	24	37	9.3	9	13	1	8	11	1	69	17.3
2006 IND	2	2	62	10	31	.323	4	8	.500	4	6	.667	2	10	12	6.0	7	8	0	2	6	1	28	14.0
2007 IND	6	6	196	27	73	.370	5	19	.263	36	41	.878	12	54	66	11.0	19	15	0	13	10	3	95	15.8
2008 IND	3	3	113	15	34	.441	3	11	.273	28	30	.933	3	20	23	7.7	18	12	0	3	11	2	61	20.3
2009 IND	10	10	357	56	122	.459	9	36	.250	51	60	.850	24	80	104	10.4	54	34	1	33	34	14	172	17.2
2010 IND	3	3	107	19	46	.413	5	14	.357	13	16	.813	5	21	26	8.7	9	7	0	9	3	2	56	18.7
2011 IND	6	5	190	19	57	.333	4	15	.267	18	23	.783	19	31	50	8.3	14	17	0	13	15	3	60	10.0
2012 IND	10	10	354	56	149	.376	17	52	.327	61	68	.897	18	67	85	8.5	31	29	0	23	27	18	190	19.0
2013 IND	4	4	116	18	46	.391	2	10	.200	16	22	.727	6	25	31	7.8	9	10	0	6	11	1	54	13.5
2014 IND	5	5	170	23	74	.311	1	9	.111	36	40	.900	14	32	46	9.2	16	10	0	13	10	3	83	16.6
2015 IND	11	11	360	58	134	.433	15	32	.469	48	56	.857	17	59	76	6.9	29	28	0	22	29	11	179	16.3
2016 IND	1	1	30	4	12	.333	0	3	.000	5	6	.833	6	4	10	10.0	0	3	0	3	3	0	13	13.0
13 YEARS	68	67	2310	352	887	.397	81	247	.328	356	417	.854	149	449	598	8.8	223	193	2	152	179	62	1141	16.8

- Retired among WNBA career regular season leaders in rebounds (1st), steals (1st), free throws (1st), points (2nd), games played (6th), assists (6th), 3-point FGs (7th), blocks (12th)
- Retired among WNBA career leaders in postseason points (1st), rebounds (1st), steals (1st), free throws (1st), assists (2nd), games played (3rd), blocks (4th), 3-point FGs (6th)
- **1,000 POINTS:** 7,380 points in 16 seasons
- **1,000 REBOUNDS:** 3,316 rebounds in 16 seasons
- **1,000 ASSISTS:** 1,488 assists in 16 seasons
- **100+ GAMES PLAYED:** 457 games, 448 starts

Joy Cheek

Height: 6-1 Weight: 201 Birthdate: June 25, 1988 College/Country: Duke '10
 TRANSACTIONS - Drafted: April 8, 2010, Third round (35th overall), 2010 WNBA Draft | Waived: May 14, 2010 | Acquired: July 11, 2010, re-signed as free agent | Waived: May 3, 2011

#21



YEAR	G	GS	MIN	FG	A	PCT	3FG	A	PCT	FT	A	PCT	OR	DR	TR	AVG	AST	PF	DQ	ST	TO	BLK	PTS	AVG
2010 IND	7	0	34	5	12	.417	1	3	.333	4	4	1.000	0	3	3	0.4	1	7	0	0	5	0	15	2.1
PLAYOFF STATISTICS																								
2010 IND	DID NOT PLAY																							

Karima Christmas

Height: 6-0 Weight: 180 Birthdate: September 11, 1989 College/Country: Duke '11
 TRANSACTIONS - Acquired: July 2, 2012, from Tulsa, in exchange for Roneeka Hodges

#11, #13



HONOR & DISTINCTION

- WNBA Champion, 2012

YEAR	G	GS	MIN	FG	A	PCT	3FG	A	PCT	FT	A	PCT	OR	DR	TR	AVG	AST	PF	DQ	ST	TO	BLK	PTS	AVG
2012 IND	16	0	174	16	51	.314	7	22	.318	7	14	.500	13	23	36	2.3	13	11	0	13	8	4	46	2.9
2013 IND	34	28	913	101	271	.373	30	100	.300	60	74	.811	64	77	141	4.1	37	81	1	63	42	11	292	8.6
2014 IND	34	3	736	69	201	.343	27	70	.386	71	94	.755	47	74	121	3.6	29	70	0	30	25	9	236	6.9
3 YEARS	84	31	1823	186	523	.356	64	192	.333	138	182	.758	124	174	298	3.5	79	162	1	106	75	24	574	6.8
PLAYOFF STATISTICS																								
2012 IND	3	0	32	2	8	.250	1	6	.167	4	4	1.000	3	5	8	2.7	1	5	0	1	2	1	9	3.0
2013 IND	4	4	123	18	45	.400	2	7	.286	5	8	.625	12	12	24	6.0	9	15	0	4	14	2	43	10.8
2014 IND	5	0	125	10	30	.333	3	9	.333	14	17	.824	15	8	23	4.6	8	9	0	2	3	2	37	7.4
3 YEARS	12	4	280	30	83	.361	6	22	.273	23	29	.793	30	25	55	4.6	18	29	0	7	19	5	89	7.4

Layshia Clarendon

Height: 5-9 Weight: 140 Birthdate: May 2, 1991 College/Country: California '13
 TRANSACTIONS - Drafted: April 11, 2003, First round (9th overall), 2013 WNBA Draft | Traded: May 10, 2016, to Atlanta, in exchange for 2017 second-round draft pick

#5, #9#



HONOR & DISTINCTION

- WNBA Finals, 2015
- First-round draft pick, 2013

YEAR	G	GS	MIN	FG	A	PCT	3FG	A	PCT	FT	A	PCT	OR	DR	TR	AVG	AST	PF	DQ	ST	TO	BLK	PTS	AVG
2013 IND	30	4	582	55	166	.331	7	27	.259	9	22	.409	18	36	54	1.8	55	66	1</					

ALL-TIME ROSTER

Marissa Coleman

Height: 6-1 Weight: 160 Birthdate: January 4, 1987 College/Country: Maryland '09
 TRANSACTIONS - Acquired: March 29, 2014, signed as free agent | Waived: April 25, 2018



HONOR & DISTINCTION

- WNBA Finals, 2015
- WNBA All-Star, 2015

YEAR	G	GS	MIN	FG	A	PCT	3FG	A	PCT	FT	A	PCT	OR	DR	TR	AVG	AST	PF	DQ	ST	TO	BLK	PTS	AVG
2014 IND	34	32	815	106	271	.391	43	113	.381	49	60	.817	28	84	112	3.3	37	68	0	27	40	11	304	8.9
2015 IND	34	34	842	127	331	.384	42	125	.336	59	79	.747	33	87	120	3.5	54	65	0	42	63	10	355	10.4
2016 IND	32	21	781	85	246	.346	33	123	.268	64	85	.753	23	82	105	3.3	63	67	0	29	56	9	267	8.3
2017 IND	34	23	636	55	168	.327	28	87	.322	30	36	.833	8	61	69	2.0	34	41	0	10	39	5	168	4.9
4 YEARS	134	110	3075	373	1016	.367	146	448	.326	202	260	.777	92	314	406	3.0	188	241	0	108	198	35	1094	8.2

PLAYOFF STATISTICS

2014 IND	5	5	115	16	39	.410	7	21	.333	2	4	.500	5	11	16	3.2	0	12	0	5	5	0	41	8.2
2015 IND	11	11	319	48	119	.403	21	51	.412	14	20	.700	6	21	27	2.5	10	23	0	12	10	4	131	11.9
2016 IND	1	1	29	4	9	.444	2	5	.400	3	3	1.000	0	2	2	2.0	1	6	1	1	1	0	13	13.0
3 YEARS	17	17	463	68	167	.407	30	77	.390	19	27	.704	11	34	45	2.6	11	41	1	18	16	4	185	10.9

Nadia Colhado

Height: 6-4 Weight: 196 Birthdate: February 25, 1989 College/Country: Brazil
 TRANSACTIONS - Acquired: February 28, 2017, signed as free agent | Waived: July 5, 2017



2017 IND	5	0	13	1	1	1.000	0	0	.000	0	0	.000	1	1	2	0.4	0	5	0	0	1	1	2	0.4
----------	---	---	----	---	---	-------	---	---	------	---	---	------	---	---	---	-----	---	---	---	---	---	---	---	-----

Jessica Davenport

Height: 6-5 Weight: 215 Birthdate: June 24, 1985 College/Country: Ohio State '07
 TRANSACTIONS - Acquired: June 17, 2009, signed as free agent | Retired: Prior to 2014 season



HONOR & DISTINCTION

- WNBA Champion, 2012
- WNBA Finals, 2009

YEAR	G	GS	MIN	FG	A	PCT	3FG	A	PCT	FT	A	PCT	OR	DR	TR	AVG	AST	PF	DQ	ST	TO	BLK	PTS	AVG
2009 IND	26	0	181	29	55	.527	0	0	.000	14	20	.700	15	25	40	1.5	6	38	0	7	21	14	72	2.8
2010 IND	33	0	469	96	168	.571	1	7	.143	50	69	.725	27	66	93	2.8	15	65	0	14	40	27	243	7.4
2011 IND	34	8	717	145	274	.529	0	3	.000	73	104	.702	50	113	163	4.8	17	77	1	27	55	45	363	10.7
2012 IND	34	2	514	84	179	.469	1	3	.333	60	81	.741	35	80	115	3.4	22	62	0	23	51	26	229	6.7
2013 IND	DID NOT DRESS, INJURED																							
5 YEARS	127	10	1881	354	676	.524	2	13	.154	197	274	.719	127	284	411	3.2	60	242	1	71	167	112	907	7.1

PLAYOFF STATISTICS

2009 IND	9	0	55	14	25	.560	0	0	.000	9	11	.818	1	10	11	1.2	3	9	0	2	3	8	37	4.1
2010 IND	3	0	46	9	17	.529	0	0	.000	3	3	1.000	6	10	16	5.3	0	5	0	2	4	4	21	7.0
2011 IND	6	0	99	20	36	.556	0	0	.000	6	7	.857	9	14	23	3.8	0	14	0	3	10	1	46	7.7
2012 IND	7	0	71	13	27	.481	0	0	.000	1	1	1.000	6	10	16	2.3	5	8	0	1	10	5	27	3.9
2013 IND	DID NOT DRESS, INJURED																							
5 YEARS	25	0	271	56	105	.533	0	0	.000	19	22	.864	22	44	66	2.6	8	36	0	8	27	18	131	5.2

Anna DeForge

Height: 5-10 Weight: 160 Birthdate: April 14, 1976 College/Country: Nebraska '98
 TRANSACTIONS - Acquired: February 3, 2006, from Phoenix, in exchange for Kelly Miller



HONOR & DISTINCTION

- Indiana Fever All-Decade Team, 2009
- WNBA All-Star, 2007

YEAR	G	GS	MIN	FG	A	PCT	3FG	A	PCT	FT	A	PCT	OR	DR	TR	AVG	AST	PF	DQ	ST	TO	BLK	PTS	AVG
2006 IND	34	34	1001	123	313	.393	48	127	.378	54	66	.818	40	106	146	4.3	76	58	0	39	55	9	348	10.2
2007 IND	34	34	795	112	268	.418	43	105	.410	29	32	.906	28	83	111	3.3	52	36	0	26	46	4	296	8.7
2 YEARS	68	68	1796	235	581	.404	91	232	.392	83	98	.847	68	192	257	3.8	128	94	0	65	101	15	644	9.5

PLAYOFF STATISTICS

2006 IND	2	2	65	5	15	.333	2	8	.250	0	0	.000	4	3	7	3.5	3	7	0	1	0	0	12	6.0
2007 IND	6	6	197	35	75	.467	11	28	.393	20	20	1.000	4	18	22	3.7	6	10	0	8	9	1	101	16.8
2 YEARS	8	8	262	40	90	.444	13	36	.361	20	20	1.000	8	21	29	3.6	9	17	0	9	9	1	113	14.1

Tamecka Dixon

Height: 5-9 Weight: 148 Birthdate: December 14, 1975 College/Country: Kansas '96
 TRANSACTIONS - Acquired: May 4, 2009, signed as free agent | Retired: February 18, 2010



HONOR & DISTINCTION

- WNBA Finals, 2009

2009 IND	32	1	424	55	134	.410	4	10	.400	18	21	.857	10	41	51	1.6	37	45	0	12	27	3	132	4.1
----------	----	---	-----	----	-----	------	---	----	------	----	----	------	----	----	----	-----	----	----	---	----	----	---	-----	-----

Katie Douglas

Height: 6-0 Weight: 165 Birthdate: May 7, 1979 College/Country: Purdue '01
 TRANSACTIONS - Acquired: February 19, 2008, from Connecticut, in exchange for Tamika Whitmore, a 2008 first-round draft pick (9th overall), and rights to Jessica Foley



HONOR & DISTINCTION

- WNBA Champion, 2012
- WNBA Finals, 2009
- Indiana Fever All-Decade Team, 2009
- 2x All-WNBA
- 3x WNBA All-Star
- 3-point shooting champion, 2010
- WNBA Stars at the Sun
- 2x WNBA All-Defense Team
- 4x WNBA Eastern Conf. Player of Week
- WNBA Community Assist Award, Aug. 2013

YEAR	G	GS	MIN	FG	A	PCT	3FG	A	PCT	FT	A	PCT	OR	DR	TR	AVG	AST	PF	DQ	ST	TO	BLK	PTS	AVG
2008 IND	33	33	1134	170	458	.371	57	176	.324	119	149	.799	41	94	135	4.1	106	54	0	53	100	11	516	15.6
2009 IND	31	31	1003	188	459	.410	66	189	.349	105	122	.861	24	96	120	3.9	85	45	0	56	75	7	547	17.6
2010 IND	34	34	1014	170	379	.449	68	174	.391	59	71	.831	26	91	117	3.4	111	55	0	46	67	13	467	13.7
2011 IND	32	32	940	166	357	.465	66	150	.440	47	70	.671	31	95	126	3.9	91	48	0	41	65	8	445	13.9
2012 IND	32	32	990	184	445	.413	80	189	.423	81	96	.844	33	88	121	3.8	71	55	0	48	53	10	529	16.5
2013 IND	4	4	143	21	54	.389	7	27	.259	11	11	1.000	5	6	11	2.8	6	3	0	7	11	2	60	15.0
6 YEARS	166	166	5224	899	2152	.418	344	905	.380	422	519	.813	160	470	630	3.8	470	260	0	251	371	51	2564	15.4

PLAYOFF STATISTICS

2008 IND	3	3	93	7	22	.318	1	8	.125	7	10	.700	1	6	7	2.3	7	7	0	4	10	2	22	7.3
2009 IND	10	10	361	51	141	.362	18	58	.310	35	43	.814	14	21	35	3.5	40	14	0	14	19	6	155	15.5
2010 IND	3	3	95	11	24	.458	3	9	.333	10	12	.833	3	6	9	3.0	10	8	0	4	3	1	35	11.7
2011 IND	6	6	201	40	94	.426	17	39	.436	21	25	.840	12	18	30	5.0	16	11	0	5	13	1	118	19.7
2012 IND	7	6	172	35	77	.455	11	31	.355	12	16	.750	4	10	14									

ALL-TIME ROSTER

Candice Dupree #4

Height: 6-2 Weight: 178 Birthdate: August 16, 1984 College/Country: Temple '06
 TRANSACTIONS - Acquired: February 21, 2017, from Phoenix as part of three-team trade which also landed a 2017 second-round draft pick from Phoenix, in exchange for Lynetta Kizer and a 2017 first-round pick sent to Connecticut

YEAR	G	GS	MIN	FG	A	PCT	3FG	A	PCT	FT	A	PCT	OR	DR	TR	AVG	AST	PF	DQ	ST	TO	BLK	PTS	AVG
2017 IND	33	33	1049	214	433	.494	0	2	.000	67	76	.882	35	156	191	5.8	54	62	0	31	45	15	495	15.0



HONOR & DISTINCTION
 • WNBA All-Star, 2017

Shyra Ely-Gash #43

Height: 6-2 Weight: 182 Birthdate: August 9, 1983 College/Country: Tennessee '05
 TRANSACTIONS - Acquired: February 4, 2011, signed as free agent | Acquired: February 14, 2012, signed as free agent (injured prior to training camp) | Acquired: February 13, 2013, signed as free agent (injured during training camp)

YEAR	G	GS	MIN	FG	A	PCT	3FG	A	PCT	FT	A	PCT	OR	DR	TR	AVG	AST	PF	DQ	ST	TO	BLK	PTS	AVG
2011 IND	33	0	355	39	109	.358	5	24	.208	20	29	.690	19	54	73	2.2	9	46	0	6	25	6	103	3.1
PLAYOFF STATISTICS																								
2011 IND	3	0	13	3	7	.429	1	1	1.000	0	0	.000	1	0	1	0.3	1	0	0	2	1	0	7	2.3



Allison Feaster #21

Height: 5-11 Weight: 168 Birthdate: February 11, 1976 College/Country: Harvard '98
 TRANSACTIONS - Acquired: March 20, 2008, signed as free agent | Waived: April 20, 2009

YEAR	G	GS	MIN	FG	A	PCT	3FG	A	PCT	FT	A	PCT	OR	DR	TR	AVG	AST	PF	DQ	ST	TO	BLK	PTS	AVG
2008 IND	33	0	301	30	89	.337	23	75	.307	2	2	1.000	9	14	23	0.7	26	23	0	5	14	3	85	2.6
PLAYOFF STATISTICS																								
2008 IND	2	0	8	1	2	.500	1	2	.500	0	0	.000	0	0	0	0.0	0	0	0	0	1	0	3	1.5



Linda Fröhlich #13

Height: 6-2 Weight: 178 Birthdate: June 23, 1979 College/Country: UNLV '02
 TRANSACTIONS - Acquired: February 11, 2006, signed as free agent | Waived: April 13, 2007

YEAR	G	GS	MIN	FG	A	PCT	3FG	A	PCT	FT	A	PCT	OR	DR	TR	AVG	AST	PF	DQ	ST	TO	BLK	PTS	AVG
2006 IND	20	0	169	26	68	.382	8	22	.364	6	8	.750	14	21	35	1.8	9	27	0	5	13	0	66	3.3
PLAYOFF STATISTICS																								
2006 IND	DID NOT PLAY																							



Katryna Gaither #27

Height: 6-3 Weight: 170 Birthdate: August 13, 1975 College/Country: Notre Dame '97
 TRANSACTIONS - Acquired: July 11, 2000, off waivers from Utah | Waived: May 27, 2001

YEAR	G	GS	MIN	FG	A	PCT	3FG	A	PCT	FT	A	PCT	OR	DR	TR	AVG	AST	PF	DQ	ST	TO	BLK	PTS	AVG
2000 IND	6	0	24	3	8	.375	0	0	.000	0	0	.000	1	2	3	0.5	1	2	0	0	1	1	6	1.0



Usha Gilmore #33

Height: 6-0 Weight: 157 Birthdate: August 24, 1978 College/Country: Rutgers '00
 TRANSACTIONS - Drafted: April 25, 2000, Third round (42nd overall), 2000 WNBA Draft | Waived: April 26, 2001

YEAR	G	GS	MIN	FG	A	PCT	3FG	A	PCT	FT	A	PCT	OR	DR	TR	AVG	AST	PF	DQ	ST	TO	BLK	PTS	AVG
2000 IND	4	0	21	1	5	.200	0	1	.000	0	0	.000	3	2	5	1.3	2	6	0	0	4	0	2	0.5



HONOR & DISTINCTION
 • Inaugural season opening day roster

Sasha Goodlett #45

Height: 6-5 Weight: 239 Birthdate: August 9, 1990 College/Country: Georgia Tech '12
 TRANSACTIONS - Drafted: April 16, 2012, First round (11th overall), 2012 WNBA Draft | Waived: August 27, 2013

YEAR	G	GS	MIN	FG	A	PCT	3FG	A	PCT	FT	A	PCT	OR	DR	TR	AVG	AST	PF	DQ	ST	TO	BLK	PTS	AVG
2012 IND	26	0	197	33	74	.446	0	0	.000	14	20	.700	18	23	41	1.6	6	17	0	8	9	7	80	3.1
2013 IND	25	1	187	19	53	.358	0	0	.000	6	7	.857	16	24	40	1.6	4	17	0	2	10	2	44	1.8
2 YEARS	51	1	384	52	127	.409	0	0	.000	20	27	.741	34	47	81	1.6	10	34	0	10	19	9	124	2.4
PLAYOFF STATISTICS																								
2012 IND	1	0	4	0	0	.000	0	0	.000	0	0	.000	0	0	0	0.0	0	1	0	0	0	0	0	0.0



HONOR & DISTINCTION
 • WNBA Champion, 2012

Yolanda Griffith #33

Height: 6-4 Weight: 175 Birthdate: March 1, 1970 College/Country: Florida Atlantic '93
 TRANSACTIONS - Acquired: February 19, 2009, signed as free agent | Retired: August 4, 2009

YEAR	G	GS	MIN	FG	A	PCT	3FG	A	PCT	FT	A	PCT	OR	DR	TR	AVG	AST	PF	DQ	ST	TO	BLK	PTS	AVG
2009 IND	3	0	41	6	12	.500	0	0	.000	7	9	.778	4	3	7	2.3	0	6	0	0	3	2	19	6.3



HONOR & DISTINCTION
 • Women's Basketball Hall of Fame
 • Retired among WNBA career regular season leaders in rebounds (2nd), free throws (3rd), steals (4th), points (6th), blocks (8th)

Gordana Grubin #10

Height: 5-7 Weight: 165 Birthdate: August 20, 1972 College/Country: Yugoslavia
 TRANSACTIONS - Drafted: December 15, 1999, First round (1st overall), 2000 WNBA Expansion Draft | Traded: March 4, 2002, to Phoenix, in exchange for Bridget Pettis and a 2002 first-round draft pick

YEAR	G	GS	MIN	FG	A	PCT	3FG	A	PCT	FT	A	PCT	OR	DR	TR	AVG	AST	PF	DQ	ST	TO	BLK	PTS	AVG
2000 IND	29	20	720	90	239	.377	28	91	.308	31	40	.775	20	56	76	2.6	63	47	0	31	60	0	239	8.2
2001 IND	27	9	481	62	167	.371	17	58	.293	29	39	.744	18	31	49	1.8	33	30	0	7	34	0	170	6.3
2 YEARS	56	29	1201	152	406	.374	45	149	.302	60	79	.759	38	87	125	2.2	96	77	0	38	94	0	409	7.3



HONOR & DISTINCTION
 • Original Fever 7: First player drafted in franchise history; No. 1 overall pick in 2000 WNBA Expansion Draft

Jazmon Gwathmey #1

Height: 6-2 Weight: 158 Birthdate: January 24, 1993 College/Country: James Madison '16
 TRANSACTIONS - Acquired: May 9, 2017, from San Antonio, in exchange for 2018 third-round draft pick

YEAR	G	GS	MIN	FG	A	PCT	3FG	A	PCT	FT	A	PCT	OR	DR	TR	AVG	AST	PF	DQ	ST	TO	BLK	PTS	AVG
2017 IND	28	7	478	62	172	.360	13	55	.236	36	48	.750	16	39	55	2.0	21	78	4	14	36	22	173	6.2



ALL-TIME ROSTER

Vicki Hall #44
 Height: 6-1 Weight: 180 Birthdate: October 3, 1969 College/Country: Texas '93
 TRANSACTIONS - Acquired: July 13, 2001, off waivers from Cleveland | Waived: April 24, 2002

YEAR	G	GS	MIN	FG	A	PCT	3FG	A	PCT	FT	A	PCT	OR	DR	TR	AVG	AST	PF	DQ	ST	TO	BLK	PTS	AVG
2001 IND	13	0	123	14	34	.412	0	3	.000	8	14	.571	5	10	15	1.2	6	10	0	5	8	0	36	2.8



Jennifer Hamson #5
 Height: 6-7 Weight: 210 Birthdate: January 23, 1992 College/Country: BYU '14
 TRANSACTIONS - Acquired: July 9, 2009, signed as free agent | Acquired: February 6, 2018, signed as free agent | Waived: May 7, 2018

YEAR	G	GS	MIN	FG	A	PCT	3FG	A	PCT	FT	A	PCT	OR	DR	TR	AVG	AST	PF	DQ	ST	TO	BLK	PTS	AVG
2017 IND	12	0	86	10	18	.556	0	0	.000	6	7	.857	6	19	25	2.1	2	13	0	1	5	11	26	2.2



Donna Harrington #50
 Height: 6-3 Weight: 190 Birthdate: September 19, 1966 College/Country: Old Dominion '88
 TRANSACTIONS - Acquired: May 2, 2000, assigned to the Fever by the WNBA following camp tryouts | Waived: July 11, 2000

YEAR	G	GS	MIN	FG	A	PCT	3FG	A	PCT	FT	A	PCT	OR	DR	TR	AVG	AST	PF	DQ	ST	TO	BLK	PTS	AVG
2000 IND	8	0	67	1	6	.167	0	0	.000	6	10	.600	4	5	9	1.1	5	16	0	2	11	1	8	1.0



HONOR & DISTINCTION
 • Inaugural season opening day roster

Jasmine Hassell #12, #21
 Height: 6-2 Weight: 205 Birthdate: April 9, 1991 College/Country: Georgia '13
 TRANSACTIONS - Drafted: April 11, 2013, Second round (21st overall), 2013 WNBA Draft | Waived: May 22, 2013 | Acquired: May 24, 2013, signed as free agent | Waived: May 25, 2013 | Acquired: June 21, 2013, signed as free agent | Waived: August 2, 2013 | Acquired: August 27, 2013, signed as free agent | Waived: May 19, 2014

YEAR	G	GS	MIN	FG	A	PCT	3FG	A	PCT	FT	A	PCT	OR	DR	TR	AVG	AST	PF	DQ	ST	TO	BLK	PTS	AVG
2013 IND	18	0	153	12	45	.267	0	1	.000	8	17	.471	10	9	19	1.1	7	21	0	4	7	1	32	1.8
2014 IND	2	0	21	3	5	.600	0	0	.000	0	0	.000	0	0	0	0.0	1	5	0	3	2	0	6	3.0
2 YEARS	20	0	174	15	50	.300	0	1	.000	8	17	.471	10	9	19	0.9	8	26	0	7	9	1	38	1.9
PLAYOFF STATISTICS																								
2013 IND	3	0	13	0	3	.000	0	0	.000	0	0	.000	0	2	2	0.7	1	4	0	0	2	0	0	0.0



Sonja Henning #34
 Height: 5-7 Weight: 143 Birthdate: October 4, 1969 College/Country: Stanford '91
 TRANSACTIONS - Acquired: June 2, 2003, signed as free agent | Retired: February 6, 2004

YEAR	G	GS	MIN	FG	A	PCT	3FG	A	PCT	FT	A	PCT	OR	DR	TR	AVG	AST	PF	DQ	ST	TO	BLK	PTS	AVG
2003 IND	23	1	290	11	42	.262	0	9	.000	2	8	.250	2	23	25	1.1	29	28	0	14	13	0	24	1.0



HONOR & DISTINCTION
 • Past President, WNBA Players Association

Roneeka Hodges #5
 Height: 5-11 Weight: 165 Birthdate: July 19, 1982 College/Country: Florida State '05
 TRANSACTIONS - Acquired: March 1, 2012, from San Antonio, in exchange for Tangela Smith | Traded: July 2, 2012, to Tulsa, in exchange for Karima Christmas

YEAR	G	GS	MIN	FG	A	PCT	3FG	A	PCT	FT	A	PCT	OR	DR	TR	AVG	AST	PF	DQ	ST	TO	BLK	PTS	AVG
2012 IND	12	0	107	14	44	.318	7	27	.259	3	6	.500	2	5	7	0.6	7	3	0	3	4	6	38	3.2



Ebony Hoffman #34, #32
 Height: 6-2 Weight: 210 Birthdate: August 27, 1982 College/Country: USC '04
 TRANSACTIONS - Drafted: April 17, 2004, First round (9th overall), 2004 WNBA Draft

YEAR	G	GS	MIN	FG	A	PCT	3FG	A	PCT	FT	A	PCT	OR	DR	TR	AVG	AST	PF	DQ	ST	TO	BLK	PTS	AVG
2004 IND	30	13	334	26	83	.313	5	17	.294	3	4	.750	34	53	87	2.9	21	51	1	15	27	5	60	2.0
2005 IND	33	0	497	47	116	.405	1	2	.500	25	30	.833	34	63	97	2.9	16	59	0	21	23	10	120	3.6
2006 IND	34	33	851	82	208	.394	0	8	.000	54	70	.771	73	120	193	5.7	46	104	1	37	73	16	218	6.4
2007 IND	34	10	582	57	128	.445	2	5	.400	28	34	.824	40	97	137	4.0	26	69	0	21	41	18	144	4.2
2008 IND	33	33	1013	141	303	.465	26	57	.456	34	41	.829	94	164	258	7.8	61	121	3	47	79	26	342	10.4
2009 IND	34	34	1005	122	313	.390	25	72	.347	69	77	.896	56	143	199	5.9	52	106	3	57	82	12	338	9.9
2010 IND	34	33	815	106	267	.397	26	82	.317	34	40	.850	44	100	144	4.2	43	91	1	40	53	13	272	8.0
7 YEARS	232	156	5102	581	1418	.410	85	243	.350	247	296	.834	375	740	1115	4.8	265	601	9	238	378	100	1494	6.4
PLAYOFF STATISTICS																								
2005 IND	DID NOT PLAY																							
2006 IND	2	2	52	6	9	.667	0	0	.000	0	5	.000	2	4	6	3.0	1	10	1	3	3	4	12	6.0
2007 IND	4	0	42	5	12	.417	0	2	.000	0	0	.000	3	6	9	2.3	1	3	0	0	2	1	10	2.5
2008 IND	3	3	102	14	33	.424	4	11	.364	2	3	.667	4	21	25	8.3	5	11	0	6	3	2	34	11.3
2009 IND	10	10	296	47	85	.465	6	15	.456	19	22	.829	11	37	48	4.8	8	38	0	11	18	5	118	11.9
2010 IND	3	3	89	12	36	.333	2	6	.333	7	8	.875	5	9	14	4.7	4	10	0	3	3	3	33	11.0
6 YEARS	22	18	580	84	175	.480	12	34	.353	28	38	.737	25	77	102	4.6	19	72	1	23	29	15	208	9.5



HONOR & DISTINCTION
 • WNBA Finals, 2009
 • Indiana Fever All-Decade Team, 2009
 • WNBA Most Improved Player, 2008
 • WNBA Community Assist Award, Offseason 2004-05
 • First-round draft pick, 2004

• **1,000 POINTS:** 1,494 points in seven seasons
 • **1,000 REBOUNDS:** 1,115 rebounds in seven seasons
 • **100+ GAMES PLAYED:** 232 games, 156 starts

Natasha Howard #33
 Height: 6-3 Weight: 169 Birthdate: September 2, 1991 College/Country: Florida State '14
 TRANSACTIONS - Drafted: April 14, 2014, First round (5th overall), 2014 WNBA Draft | Traded: February 2, 2016, to Minnesota, in exchange for Devereaux Peters

YEAR	G	GS	MIN	FG	A	PCT	3FG	A	PCT	FT	A	PCT	OR	DR	TR	AVG	AST	PF	DQ	ST	TO	BLK	PTS	AVG
2014 IND	34	15	576	98	221	.443	0	1	.000	41	69	.594	52	52	104	3.1	21	87	1	26	52	23	237	7.0
2015 IND	30	2	343	47	124	.379	0	2	.000	31	43	.721	28	51	79	2.6	13	61	0	13	28	13	125	4.2
2 YEARS	64	17	919	145	345	.420	0	3	.000	72	112	.643	80	103	183	2.9	34	148	1	39	80	36	362	5.7
PLAYOFF STATISTICS																								
2014 IND	4	0	15	1	6	.167	0	0	.000	2	2	1.000	2	2	4	1.0	0	1	0	0	2	0	4	1.0
2015 IND	9	0	64	11	12	.917	0	0	.000	3	3	1.000	3	2	5	0.6	3	10	0	3	5	1	25	2.8
2 YEARS	13	0	79	12	18	.667	0	0	.000	5	5	1.000	5	4	9	0.7	3	11	0	3	7	1	29	2.2



HONOR & DISTINCTION
 • WNBA Finals, 2015
 • First-round draft pick, 2014

ALL-TIME ROSTER

Niele Ivey

Height: 5-8 Weight: 145 Birthdate: September 24, 1977 College/Country: Notre Dame '01 #33

TRANSACTIONS - Drafted: April 20, 2001, Second round (19th overall), 2001 WNBA Draft

YEAR	G	GS	MIN	FG	A	PCT	3FG	A	PCT	FT	A	PCT	OR	DR	TR	AVG	AST	PF	DQ	ST	TO	BLK	PTS	AVG
2001 IND	32	26	708	38	102	.373	25	70	.357	14	15	.933	16	39	55	1.7	70	51	0	33	35	5	115	3.6
2002 IND	31	23	439	25	71	.352	19	50	.380	17	21	.810	6	22	28	0.9	39	31	0	16	22	3	86	2.8
2003 IND	27	21	651	45	116	.388	33	84	.393	12	17	.706	5	27	32	1.2	71	40	0	29	28	7	135	5.0
2004 IND	15	1	179	11	37	.297	8	24	.333	4	6	.667	2	8	10	0.7	18	20	0	4	6	3	34	2.3
4 YEARS	105	71	1977	119	326	.365	85	228	.373	47	59	.797	29	96	125	1.2	198	142	0	82	91	18	370	3.5
PLAYOFF STATISTICS																								
2002 IND	3	0	9	0	1	.000	0	1	.000	0	0	.000	0	1	1	0.3	3	2	0	1	0	0	0	0.0



HONOR & DISTINCTION

- WNBA Community Assist Award, Offseason 2003-04
- Indiana Fever first playoff team, 2002
- First-round draft pick, 2001
- **100+ GAMES PLAYED:** 105 games, 71 starts

Deanna Jackson

Height: 6-2 Weight: 159 Birthdate: December 15, 1979 College/Country: Alabama-Birmingham '02 #5

TRANSACTIONS - Acquired: January 6, 2004, fifth pick of 2004 WNBA Dispersal Draft | Drafted: November 15, 2005, by Chicago in WNBA Expansion Draft

YEAR	G	GS	MIN	FG	A	PCT	3FG	A	PCT	FT	A	PCT	OR	DR	TR	AVG	AST	PF	DQ	ST	TO	BLK	PTS	AVG
2004 IND	34	32	804	92	251	.367	0	12	.000	52	73	.712	57	56	113	3.3	53	82	3	29	52	6	236	6.9
2005 IND	34	0	472	56	139	.403	0	3	.000	50	68	.735	37	40	77	2.3	23	55	0	17	32	12	162	4.8
2 YEARS	68	32	1276	148	390	.379	0	15	.000	102	141	.723	94	96	190	2.8	76	137	3	46	84	18	398	5.9
PLAYOFF STATISTICS																								
2005 IND	4	0	84	10	23	.435	1	1	1.000	14	17	.824	4	10	14	3.5	2	17	1	2	1	2	35	8.8



Briann January

Height: 5-8 Weight: 144 Birthdate: January 11, 1987 College/Country: Arizona State '09 #20

TRANSACTIONS - Drafted: April 9, 2009, First round (6th overall), 2009 WNBA Draft | Traded: March 6, 2018, to Phoenix, in exchange for first-round draft pick in 2018

YEAR	G	GS	MIN	FG	A	PCT	3FG	A	PCT	FT	A	PCT	OR	DR	TR	AVG	AST	PF	DQ	ST	TO	BLK	PTS	AVG
2009 IND	33	4	683	64	192	.333	25	87	.287	74	87	.851	23	40	63	1.9	77	78	1	36	57	3	227	6.9
2010 IND	30	7	657	65	175	.371	21	59	.356	71	86	.826	20	39	59	2.0	94	75	0	37	68	4	222	7.4
2011 IND	10	10	286	25	70	.357	7	22	.318	29	35	.829	5	9	14	1.4	50	33	0	15	33	0	86	8.6
2012 IND	31	26	879	99	245	.404	46	107	.430	76	87	.874	13	42	55	1.8	122	78	1	36	76	4	320	10.3
2013 IND	32	32	946	110	316	.348	35	98	.357	60	74	.811	12	65	77	2.4	118	84	0	34	79	6	315	9.8
2014 IND	31	31	895	109	282	.387	36	94	.383	66	75	.880	12	38	50	1.6	116	73	0	38	71	9	320	10.3
2015 IND	29	29	784	81	190	.426	25	58	.431	49	58	.845	14	38	52	1.8	98	65	0	30	63	6	236	8.1
2016 IND	29	27	816	87	217	.401	29	74	.392	77	88	.875	18	34	52	1.8	136	79	1	36	51	3	280	9.7
2017 IND	25	24	657	81	205	.395	18	57	.316	58	71	.817	12	25	37	1.5	98	71	0	23	53	4	238	9.5
9 YEARS	250	190	6604	721	1892	.381	242	656	.369	560	661	.847	129	330	459	1.8	909	636	3	285	551	39	2244	9.0
PLAYOFF STATISTICS																								
2009 IND	10	0	228	30	78	.385	12	29	.414	34	40	.850	7	17	24	2.4	30	23	0	4	13	0	106	10.6
2010 IND	3	0	59	5	16	.313	1	5	.200	9	10	.900	1	3	4	1.3	6	6	0	1	8	0	20	6.7
2011 IND	DID NOT DRESS; INJURED																							
2012 IND	10	10	338	46	108	.426	5	22	.227	18	20	.900	6	17	23	2.3	38	32	1	16	30	3	115	11.5
2013 IND	4	4	119	10	27	.370	4	9	.444	6	7	.857	2	9	11	2.8	14	12	0	2	8	0	30	7.5
2014 IND	5	5	176	19	59	.322	6	17	.353	20	24	.833	18	12	14	2.8	21	12	0	6	10	4	64	12.8
2015 IND	11	11	354	44	108	.407	8	28	.286	28	30	.933	4	21	25	2.3	55	27	1	15	30	3	124	11.3
2016 IND	1	1	33	4	13	.308	0	1	.000	4	6	.667	0	0	0	0.0	9	5	0	3	1	0	12	12.0
8 YEARS	44	31	1310	158	409	.386	36	111	.324	119	137	.869	22	79	101	2.3	173	117	2	47	100	10	471	10.7



HONOR & DISTINCTION

- WNBA Champion, 2012
- WNBA Finals, 2009, 2015
- 6x WNBA All-Defense Team
- WNBA 3-Point Pct. Leader, 2015
- WNBA All-Star, 2014
- WNBA Eastern Conf. Player of Week, June 1, 2014
- 2x WNBA Community Assist Award
- First-round draft pick, 2009

- **1,000-POINTS:** 2,244 points in nine seasons
- **100+ GAMES PLAYED:** 225 games, 166 starts

Shenise Johnson

Height: 5-11 Weight: 172 Birthdate: December 8, 1990 College/Country: Miami '12 #42

TRANSACTIONS - Acquired: February 17, 2015, from San Antonio, in exchange for 2015 first and third-round draft picks

YEAR	G	GS	MIN	FG	A	PCT	3FG	A	PCT	FT	A	PCT	OR	DR	TR	AVG	AST	PF	DQ	ST	TO	BLK	PTS	AVG
2015 IND	31	27	811	121	259	.467	31	75	.413	66	82	.805	39	114	153	4.9	74	67	2	35	56	5	339	10.9
2016 IND	29	10	651	98	239	.410	28	78	.359	60	64	.938	27	75	102	3.5	60	52	0	35	48	10	284	9.8
2017 IND	14	13	348	55	127	.433	10	30	.333	38	40	.950	13	35	48	3.4	35	27	1	21	18	4	158	11.3
3 YEARS	74	50	1807	274	625	.438	69	183	.377	164	186	.882	79	224	303	4.1	169	146	3	91	122	19	781	10.6
PLAYOFF STATISTICS																								
2015 IND	11	11	335	57	114	.500	8	28	.286	14	15	.933	14	36	50	4.5	16	16	0	8	13	5	136	12.4
2016 IND	1	0	22	3	16	.188	0	8	.000	2	2	1.000	1	3	4	4.0	1	3	0	1	2	0	8	8.0
2 YEARS	12	11	357	60	130	.462	8	36	.222	16	17	.941	15	39	54	4.5	17	19	0	9	15	5	144	12.0



HONOR & DISTINCTION

- WNBA Finals, 2015
- WNBA FT Pct. Leader, 2016

Lynetta Kizer

Height: 6-4 Weight: 230 Birthdate: April 4, 1990 College/Country: Maryland '12 #11, 12

TRANSACTIONS - Acquired: March 11, 2014, from Phoenix with first-round draft pick in 2014, in exchange for Erin Phillips and second-round draft pick in 2014 | Traded: Feb. 21, 2017, to Connecticut with first-round draft pick in 2017, as part of a three-team trade in which Indiana acquired Candice Dupree and second-round draft pick in 2017

YEAR	G	GS	MIN	FG	A	PCT	3FG	A	PCT	FT	A	PCT	OR	DR	TR	AVG	AST	PF	DQ	ST	TO	BLK	PTS	AVG
2014 IND	31	1	280	53	123	.431	0	0	.000	13	21	.619	29	46	75	2.4	2	57	1	9	25	8	119	3.8
2015 IND	33	14	591	112	228	.491	0	2	.000	51	58	.879	43	73	116	3.5	13	91	1	19	46	8	275	8.3
2016 IND	33	12	569	139	250	.556	0	1	.000	40	50	.800	35	71	106	3.2	20	81	0	25	35	10	318	9.6
3 YEARS	97	27	1440	304	601	.506	0	3	.000	104	129	.806	107	190	297	3.1	35	229	2	53	106	26		

ALL-TIME ROSTER

Zuzi Klimesova #13

Height: 6-2 Weight: 181 Birthdate: January 21, 1979 College/Country: Vanderbilt '02
 TRANSACTIONS - Drafted: April 19, 2002, Second round (17th overall), 2002 WNBA Draft | Waived: June 2, 2003



YEAR	G	GS	MIN	FG	A	PCT	3FG	A	PCT	FT	A	PCT	OR	DR	TR	AVG	AST	PF	DQ	ST	TO	BLK	PTS	AVG
2002 IND	11	0	39	2	12	.167	0	0	.000	1	1	1.000	1	4	5	0.5	2	2	0	1	2	1	5	0.5
2003 IND	1	0	3	0	1	.000	0	0	.000	2	2	1.000	0	0	0	0.0	0	1	0	0	0	0	2	2.0
2 YEARS	12	0	42	2	13	.154	0	0	.000	3	3	1.000	1	4	5	0.4	2	3	0	1	2	1	7	0.6

PLAYOFF STATISTICS
 2002 IND DID NOT PLAY

Erlana Larkins #2

Height: 6-1 Weight: 205 Birthdate: April 2, 1986 College/Country: North Carolina '08
 TRANSACTIONS - Acquired: March 14, 2012, signed as free agent | Waived: May 17, 2018



HONOR & DISTINCTION

- WNBA Champion, 2012
- WNBA Finals, 2015
- WNBA FG Pct. Leader, 2014

YEAR	G	GS	MIN	FG	A	PCT	3FG	A	PCT	FT	A	PCT	OR	DR	TR	AVG	AST	PF	DQ	ST	TO	BLK	PTS	AVG
2012 IND	34	2	526	55	108	.509	0	0	.000	31	36	.861	70	78	148	4.4	36	62	0	34	34	5	141	4.1
2013 IND	34	34	1022	103	189	.545	0	0	.000	63	89	.708	104	161	265	7.8	64	100	0	48	47	11	269	7.9
2014 IND	33	33	1044	124	207	.599	0	0	.000	73	102	.716	99	204	303	9.2	84	105	0	64	74	27	321	9.7
2015 IND	21	3	352	24	59	.407	0	0	.000	26	38	.684	34	54	88	4.2	28	34	0	20	15	4	74	3.5
2016 IND	33	33	880	106	166	.639	0	0	.000	61	69	.884	76	168	244	7.4	68	80	0	30	54	15	273	8.3
2017 IND	34	17	640	68	117	.581	0	0	.000	31	34	.912	64	78	142	4.2	38	71	1	18	42	10	167	4.9
6 YEARS	189	122	4464	480	846	.567	0	0	.000	285	368	.774	447	743	1190	6.3	318	452	1	214	266	72	1245	6.6

PLAYOFF STATISTICS
 2012 IND 10 9 315 39 72 .542 0 0 .000 21 27 .778 49 60 109 10.9 12 23 0 7 18 8 99 9.9
 2013 IND 4 4 134 17 30 .567 0 0 .000 9 9 1.000 13 28 41 10.3 5 15 0 1 10 6 43 10.8
 2014 IND 5 5 176 17 32 .531 0 1 .000 11 15 .733 23 29 52 10.4 9 19 1 6 7 3 45 9.0
 2015 IND 11 10 311 33 58 .569 0 0 .000 13 16 .813 34 45 79 7.2 15 30 0 11 20 6 79 7.2
 2016 IND 1 1 28 6 11 .545 0 0 .000 0 0 .000 4 2 6 6.0 1 5 0 0 2 0 12 12.0
5 YEARS **31** **29** **969** **112** **203** **.552** **0** **1** **.000** **54** **67** **.806** **123** **164** **287** **9.3** **42** **92** **1** **25** **57** **23** **278** **9.0**

- Franchise rebounding record, regular season game: 22 rebounds at Atlanta, 5/25/14
- **1,000 POINTS:** 1,245 points in six seasons
- **1,000 REBOUNDS:** 1,190 rebounds in six seasons
- **100+ GAMES PLAYED:** 189 games, 122 starts

Doneeka Lewis #4

Height: 5-9 Weight: 160 Birthdate: August 26, 1982 College/Country: Louisiana State '02
 TRANSACTIONS - Acquired: August 14, 2008, signed as free agent | Waived: May 21, 2009



YEAR	G	GS	MIN	FG	A	PCT	3FG	A	PCT	FT	A	PCT	OR	DR	TR	AVG	AST	PF	DQ	ST	TO	BLK	PTS	AVG
2008 IND	8	0	56	7	20	.350	2	7	.286	0	0	.000	2	4	6	0.8	2	2	0	3	6	1	16	2.0

PLAYOFF STATISTICS
 2008 IND 2 0 25 3 8 .375 2 5 .400 0 0 .000 0 2 2 1.0 3 3 0 0 3 0 8 4.0

Maggie Lucas #8, 33

Height: 5-10 Weight: 152 Birthdate: November 29, 1991 College/Country: Penn State '14
 TRANSACTIONS - Acquired: May 12, 2014, from Phoenix, in exchange for a second-round draft pick in 2015 | Waived: April 22, 2017



HONOR & DISTINCTION

- WNBA Finals, 2015

YEAR	G	GS	MIN	FG	A	PCT	3FG	A	PCT	FT	A	PCT	OR	DR	TR	AVG	AST	PF	DQ	ST	TO	BLK	PTS	AVG
2014 IND	30	0	310	34	102	.333	20	65	.308	22	23	.957	3	23	26	0.9	20	36	0	8	11	5	110	3.7
2015 IND	30	0	451	54	145	.372	31	83	.373	31	37	.838	1	24	25	0.8	26	42	0	11	19	3	170	5.7
2016 IND	4	0	55	11	21	.524	2	10	.200	7	7	1.000	1	7	8	2.0	3	8	0	2	5	0	31	7.8
3 YEARS	64	0	816	99	268	.369	53	158	.335	60	67	.896	5	54	59	0.9	49	86	0	21	35	8	311	4.9

PLAYOFF STATISTICS
 2014 IND 5 0 36 5 13 .385 3 7 .429 0 0 .000 0 1 1 0.2 0 9 0 0 1 2 13 2.6
 2015 IND 5 0 19 2 3 .667 1 1 1.000 1 1 1.000 0 0 0 0.0 0 1 0 0 2 0 6 1.2
 2016 IND DID NOT DRESS; INJURED
3 YEARS **10** **0** **55** **7** **16** **.438** **4** **8** **.500** **1** **1** **1.000** **0** **1** **1** **0.1** **0** **10** **0** **0** **3** **2** **19** **1.9**

Nadine Malcolm #42

Height: 6-1 Weight: 170 Birthdate: November 27, 1975 College/Country: Providence '97
 TRANSACTIONS - Acquired: April 27, 2001, assigned to the Fever by the WNBA following camp tryouts | Waived: May 5, 2003



YEAR	G	GS	MIN	FG	A	PCT	3FG	A	PCT	FT	A	PCT	OR	DR	TR	AVG	AST	PF	DQ	ST	TO	BLK	PTS	AVG
2001 IND	31	23	705	90	212	.425	23	56	.411	56	62	.871	31	60	91	2.9	26	75	2	13	48	3	257	8.3
2002 IND	29	28	599	58	158	.367	12	41	.293	28	37	.757	22	39	61	2.1	21	42	0	13	34	3	156	5.4
2 YEARS	60	51	1304	148	370	.400	35	97	.361	82	99	.828	53	99	152	2.5	47	117	2	26	82	6	413	6.9

PLAYOFF STATISTICS
 2002 IND 3 3 69 7 13 .538 1 4 .250 2 3 .667 1 5 6 2.0 0 9 1 0 2 0 17 5.7

Kristen Mann #44

Height: 6-2 Weight: 185 Birthdate: August 10, 1983 College/Country: UC Santa Barbara '05
 TRANSACTIONS - Acquired: July 4, 2008, from Atlanta, in exchange for Alison Bales | Waived: January 9, 2009



YEAR	G	GS	MIN	FG	A	PCT	3FG	A	PCT	FT	A	PCT	OR	DR	TR	AVG	AST	PF	DQ	ST	TO	BLK	PTS	AVG
2008 IND	5	0	31	1	4	.250	0	1	.000	0	0	.000	1	3	4	0.8	1	0	0	1	1	1	2	0.4

PLAYOFF STATISTICS
 2008 IND 3 0 30 4 9 .444 2 6 .333 0 0 .000 1 0 1 0.3 1 4 0 1 4 0 10 3.3

Monica Maxwell #21

Height: 5-9 Weight: 158 Birthdate: December 21, 1976 College/Country: Louisiana Tech '99
 TRANSACTIONS - Acquired: December 15, 1999, from Washington, for selecting Nyree Roberts in the 2000 WNBA Expansion Draft | Waived: May 21, 2003



HONOR & DISTINCTION

- Indiana Fever first playoff team, 2002
- Inaugural season opening day roster
- Original Fever 7, 2000 WNBA Expansion Draft

YEAR	G	GS	MIN	FG	A	PCT	3FG	A	PCT	FT	A	PCT	OR	DR	TR	AVG	AST	PF	DQ	ST	TO	BLK	PTS	AVG
2000 IND	32	32	1029	110	285	.386	62	156	.397	50	58	.862	40	120	160	5.0	63	92	0	49	64	16	332	10.4
2001 IND	15	3	238	16	53	.302	7	31	.226	8	12	.667	12	26	38	2.5	14	19	0	5	22	3	47	3.1
2002 IND	18	0	170	14	47	.298	5	17	.294	2	2	1.000	12	19	31	1.7	7	16	0	7	6	4	35	1.9
3 YEARS	65	35	1437	140	385	.364	74	204	.363	60	72	.833	64	165	229	3.5	84	127	0	61	92	23	414	6.4

PLAYOFF STATISTICS
 2002 IND 2 0 8 0 3 .000 0 1 .000 0 0 .000 0 0 0 0.0 1 0 0 0 0 0 0 0 0.0

ALL-TIME ROSTER

Erica McCall

Height: 6-2 Weight: 184 Birthdate: August 21, 1995 College/Country: Stanford '17
 TRANSACTIONS - Drafted: April 13, 2017, Second round (17th overall), 2017 WNBA Draft

YEAR	G	GS	MIN	FG	A	PCT	3FG	A	PCT	FT	A	PCT	OR	DR	TR	AVG	AST	PF	DQ	ST	TO	BLK	PTS	AVG
2017 IND	30	1	322	41	101	.406	1	3	.333	15	22	.682	20	49	69	2.3	5	37	0	4	20	9	98	3.3



Nikki McCray

Height: 5-11 Weight: 158 Birthdate: December 17, 1971 College/Country: Tennessee '95
 TRANSACTIONS - Acquired: December 5, 2001, from Washington, with 2002 second (17th overall) and fourth-round (49th overall) draft picks, in exchange for Angie Brazier and 2002 first (4th overall) and third-round (36th overall) draft picks

YEAR	G	GS	MIN	FG	A	PCT	3FG	A	PCT	FT	A	PCT	OR	DR	TR	AVG	AST	PF	DQ	ST	TO	BLK	PTS	AVG
2002 IND	32	32	1058	132	318	.415	21	66	.318	84	109	.816	29	68	97	3.0	70	73	2	28	82	3	369	11.5
2003 IND	34	32	734	52	138	.377	7	32	.219	20	24	.833	18	33	51	1.5	49	67	1	37	44	2	131	3.9
2 YEARS	66	64	1792	184	456	.404	28	98	.286	104	127	.819	47	101	148	2.2	119	140	3	65	126	5	500	7.6
PLAYOFF STATISTICS																								
2002 IND	3	3	99	10	27	.370	1	6	.167	3	5	.600	1	3	4	1.3	11	4	0	1	5	0	24	8.0



HONOR & DISTINCTION

- Women's Basketball Hall of Fame
- WNBA Community Assist Award, June 2003

Danielle McCulley

Height: 6-3 Weight: 180 Birthdate: January 18, 1975 College/Country: Western Kentucky '98
 TRANSACTIONS - Acquired: May 2, 2000, assigned to the Fever by the WNBA following camp tryouts | Waived: July 13, 2001

YEAR	G	GS	MIN	FG	A	PCT	3FG	A	PCT	FT	A	PCT	OR	DR	TR	AVG	AST	PF	DQ	ST	TO	BLK	PTS	AVG
2000 IND	29	2	456	63	153	.412	3	17	.176	46	63	.730	45	37	82	2.8	19	63	1	16	37	22	175	6.0
2001 IND	8	2	90	5	18	.278	1	1	1.000	17	18	.944	4	15	19	2.4	4	11	0	1	9	2	28	3.5
2 YEARS	37	4	546	68	171	.398	4	18	.222	63	81	.778	49	52	101	2.7	23	74	1	17	46	24	203	5.5



Kelly Miller

Height: 5-10 Weight: 140 Birthdate: September 6, 1978 College/Country: Georgia '01
 TRANSACTIONS - Acquired: February 5, 2004, from Charlotte, with a first-round draft pick (9th overall), in exchange for 2004 first (3rd overall) and second-round draft (18th overall) picks | Traded: February 3, 2006, to Phoenix in exchange for Anna DeForge

YEAR	G	GS	MIN	FG	A	PCT	3FG	A	PCT	FT	A	PCT	OR	DR	TR	AVG	AST	PF	DQ	ST	TO	BLK	PTS	AVG
2004 IND	34	34	1096	126	326	.387	46	112	.411	50	57	.877	28	80	108	3.2	106	81	3	37	74	5	348	10.2
2005 IND	34	34	1057	122	278	.439	37	114	.325	67	79	.848	26	60	86	2.5	81	81	1	40	53	2	348	10.2
2 YEARS	68	68	2153	248	604	.411	83	226	.367	117	136	.860	54	140	194	2.9	187	162	4	77	127	7	696	10.2
PLAYOFF STATISTICS																								
2005 IND	4	4	155	12	39	.308	9	17	.529	7	10	.700	0	7	7	1.8	10	13	0	5	5	0	40	10.0



HONOR & DISTINCTION

- WNBA Most Improved Player, 2004

Tiffany Mitchell

Height: 5-9 Weight: 152 Birthdate: September 23, 1994 College/Country: South Carolina '16
 TRANSACTIONS - Drafted: April 14, 2016, First round (9th overall), 2016 WNBA Draft

YEAR	G	GS	MIN	FG	A	PCT	3FG	A	PCT	FT	A	PCT	OR	DR	TR	AVG	AST	PF	DQ	ST	TO	BLK	PTS	AVG
2016 IND	34	8	681	87	241	.361	25	85	.294	92	101	.911	15	43	58	1.7	48	85	0	30	55	3	291	8.6
2017 IND	27	9	671	83	238	.349	17	69	.246	94	102	.922	16	70	86	3.2	39	60	0	31	40	5	277	10.3
2 YEARS	61	17	1352	170	479	.355	42	154	.273	186	203	.916	31	113	144	2.4	87	145	0	61	95	8	568	9.3
PLAYOFF STATISTICS																								
2016 IND	1	0	10	1	5	.200	0	2	.000	0	0	.000	0	0	0	0.0	0	0	0	0	1	0	2	2.0



HONOR & DISTINCTION

- USA Basketball Women's National Team Training Camp, 2018
- USA Basketball Select Team, 2016
- WNBA All-Rookie Team, 2016
- First-round draft pick, 2016

Jackie Moore

Height: 6-2 Weight: 204 Birthdate: November 6, 1979 College/Country: Long Beach State '01
 TRANSACTIONS - Acquired: April 25, 2002, assigned to the Fever by WNBA following camp tryouts | Waived: April 30, 2003

YEAR	G	GS	MIN	FG	A	PCT	3FG	A	PCT	FT	A	PCT	OR	DR	TR	AVG	AST	PF	DQ	ST	TO	BLK	PTS	AVG
2002 IND	18	2	128	16	38	.421	0	1	.000	10	14	.714	9	20	29	1.6	3	16	0	5	14	1	42	2.3
PLAYOFF STATISTICS																								
2002 IND	2	0	6	0	2	.000	0	0	.000	0	0	.000	0	1	1	0.5	0	3	0	1	0	0	0	0.0



HONOR & DISTINCTION

- Indiana Fever first playoff team, 2002

Jessica Moore

Height: 6-3 Weight: 175 Birthdate: July 9, 1982 College/Country: Connecticut '05
 TRANSACTIONS - Acquired: June 11, 2009, signed as free agent

YEAR	G	GS	MIN	FG	A	PCT	3FG	A	PCT	FT	A	PCT	OR	DR	TR	AVG	AST	PF	DQ	ST	TO	BLK	PTS	AVG
2009 IND	31	9	613	57	121	.471	0	1	.000	34	46	.739	40	56	96	3.1	14	85	0	19	32	6	148	4.8
2010 IND	33	0	431	38	89	.427	0	1	.000	25	30	.833	29	40	69	2.1	14	60	0	6	30	4	101	3.1
2 YEARS	64	9	1044	95	210	.452	0	2	.000	59	76	.776	69	96	165	2.6	28	145	0	25	62	10	249	3.9
PLAYOFF STATISTICS																								
2009 IND	10	0	120	8	24	.333	0	0	.000	6	8	.750	9	8	17	1.7	3	24	1	5	3	2	22	2.2
2010 IND	3	0	16	0	1	.000	0	0	.000	0	0	.000	1	1	2	0.7	1	3	0	1	0	1	0	0.0
2 YEARS	13	0	136	8	25	.320	0	0	.000	6	8	.750	10	9	19	1.5	4	27	1	6	3	3	22	1.7



HONOR & DISTINCTION

- WNBA Finals, 2009

Jené Morris

Height: 5-9 Weight: 146 Birthdate: July 21, 1987 College/Country: San Diego State '10
 TRANSACTIONS - Drafted: April 8, 2010, First round (11th overall), 2010 WNBA Draft

YEAR	G	GS	MIN	FG	A	PCT	3FG	A	PCT	FT	A	PCT	OR	DR	TR	AVG	AST	PF	DQ	ST	TO	BLK	PTS	AVG
2010 IND	25	0	196	28	66	.424	14	38	.368	2	3	.667	3	11	14	0.6	12	28	0	8	17	2	72	2.9
PLAYOFF STATISTICS																								
2010 IND	1	0	2	0	0	.000	0	0	.000	0	0	.000	0	0	0	0.0	0	0	0	0	0	0	0	0.0



HONOR & DISTINCTION

- First-round draft pick, 2010

ALL-TIME ROSTER

Brene Moseley #30

Height: 5-7 Weight: 120 Birthdate: November 25, 1993 College/Country: Maryland '16
 TRANSACTIONS - Drafted: April 14, 2016, Second round (21st overall), 2016 WNBA Draft

YEAR	G	GS	MIN	FG	A	PCT	3FG	A	PCT	FT	A	PCT	OR	DR	TR	AVG	AST	PF	DQ	ST	TO	BLK	PTS	AVG
2016 IND	8	0	77	6	23	.261	1	5	.200	2	5	.400	1	2	3	0.4	9	6	0	4	16	0	15	1.9



Shay Murphy #14

Height: 5-11 Weight: 164 Birthdate: April 15, 1985 College/Country: USC '07
 TRANSACTIONS - Acquired: June 11, 2009, signed as free agent | Waived: July 11, 2010

YEAR	G	GS	MIN	FG	A	PCT	3FG	A	PCT	FT	A	PCT	OR	DR	TR	AVG	AST	PF	DQ	ST	TO	BLK	PTS	AVG
2009 IND	24	0	186	34	89	.382	11	32	.344	21	26	.808	23	19	42	1.8	10	30	0	6	9	2	100	4.2
2010 IND	15	1	221	28	80	.350	5	19	.263	16	28	.571	20	41	61	4.1	23	20	0	8	18	2	77	5.1
2 YEARS	39	1	407	62	169	.367	16	51	.314	37	54	.685	43	60	103	2.6	33	50	0	14	27	4	177	4.5
PLAYOFF STATISTICS																								
2009 IND	4	0	9	0	5	.000	0	2	.000	0	0	.000	1	1	2	0.5	1	2	0	0	0	0	0	0.0



HONOR & DISTINCTION
 • WNBA Finals, 2009

Astou Ndiaye-Diatta #44

Height: 6-3 Weight: 182 Birthdate: November 5, 1973 College/Country: Southern Nazarene '97
 TRANSACTIONS - Acquired: March 22, 2004, signed as free agent

YEAR	G	GS	MIN	FG	A	PCT	3FG	A	PCT	FT	A	PCT	OR	DR	TR	AVG	AST	PF	DQ	ST	TO	BLK	PTS	AVG
2004 IND	10	0	74	5	19	.263	0	0	.000	2	4	.500	2	9	11	0.9	4	7	0	1	8	3	12	1.2



Bernadette Ngoyisa #50

Height: 6-4 Weight: 195 Birthdate: August 26, 1982 College/Country: Democratic Republic of the Congo
 TRANSACTIONS - Acquired: May 14, 2008, from Chicago, in exchange for K.B. Sharp

YEAR	G	GS	MIN	FG	A	PCT	3FG	A	PCT	FT	A	PCT	OR	DR	TR	AVG	AST	PF	DQ	ST	TO	BLK	PTS	AVG
2008 IND	31	1	226	30	63	.476	0	0	.000	23	32	.719	20	33	53	1.7	7	45	0	6	31	7	83	2.7
PLAYOFF STATISTICS																								
2008 IND	1	0	2	0	0	.000	0	0	.000	0	0	.000	0	1	1	1.0	0	0	0	0	1	0	0	0.0



Yolanda Paige #21

Height: 5-6 Weight: 147 Birthdate: September 18, 1983 College/Country: West Virginia '05
 TRANSACTIONS - Drafted: April 16, 2005, Second round (16th overall), 2005 WNBA Draft | Waived: May 3, 2006

YEAR	G	GS	MIN	FG	A	PCT	3FG	A	PCT	FT	A	PCT	OR	DR	TR	AVG	AST	PF	DQ	ST	TO	BLK	PTS	AVG
2005 IND	13	0	78	6	22	.273	1	5	.200	3	4	.750	2	7	9	0.7	13	1	0	2	6	0	16	1.2



Devereaux Peters #14

Height: 6-2 Weight: 174 Birthdate: October 8, 1989 College/Country: Notre Dame '12
 TRANSACTIONS - Acquired: February 2, 2016, from Minnesota, in exchange for Natasha Howard | Waived: April 22, 2017

YEAR	G	GS	MIN	FG	A	PCT	3FG	A	PCT	FT	A	PCT	OR	DR	TR	AVG	AST	PF	DQ	ST	TO	BLK	PTS	AVG
2016 IND	30	0	440	73	133	.549	1	3	.333	10	18	.556	20	71	91	3.0	22	60	1	12	18	18	157	5.2
PLAYOFF STATISTICS																								
2016 IND	DID NOT PLAY																							



Bridget Pettis #32

Height: 5-9 Weight: 150 Birthdate: January 1, 1971 College/Country: Florida '93
 TRANSACTIONS - Acquired: March 4, 2002, from Phoenix, along with a 2002 first-round draft pick, in exchange for Gordana Grubin

YEAR	G	GS	MIN	FG	A	PCT	3FG	A	PCT	FT	A	PCT	OR	DR	TR	AVG	AST	PF	DQ	ST	TO	BLK	PTS	AVG
2002 IND	32	0	375	38	107	.355	9	43	.209	28	39	.718	17	22	39	1.2	17	22	0	8	24	0	113	3.5
2003 IND	31	0	148	15	52	.288	6	27	.222	13	17	.765	5	14	19	0.6	8	17	0	4	8	1	49	1.6
2 YEARS	63	0	523	53	159	.333	15	70	.214	41	56	.732	22	36	58	0.9	25	39	0	12	32	1	162	2.6
PLAYOFF STATISTICS																								
2002 IND	3	0	43	5	15	.333	1	3	.333	5	7	.714	6	3	9	3.0	2	0	0	0	4	0	16	5.3



HONOR & DISTINCTION
 • Indiana Basketball Hall of Fame, 2017

Erin Phillips #13

Height: 5-8 Weight: 165 Birthdate: May 19, 1985 College/Country: Australia
 TRANSACTIONS - Acquired: April 29, 2011, from Seattle along with a 3rd-round draft pick in 2012, in a three-team trade in which the Fever sent a 2nd-round draft pick to Seattle and a 3rd-round draft pick to Washington | Traded: March 11, 2014, to Phoenix along with a 2nd-round draft pick in 2014, in exchange for Lynetta Kizer and a 1st-round draft pick in 2014

YEAR	G	GS	MIN	FG	A	PCT	3FG	A	PCT	FT	A	PCT	OR	DR	TR	AVG	AST	PF	DQ	ST	TO	BLK	PTS	AVG
2011 IND	31	22	689	91	197	.462	26	61	.426	60	72	.833	16	72	88	2.8	74	52	0	30	45	0	268	8.6
2012 IND	29	8	620	62	159	.390	28	64	.438	25	29	.862	24	56	80	2.8	63	49	0	22	35	3	177	6.1
2013 IND	18	6	383	36	98	.367	23	48	.479	12	16	.750	4	15	19	1.1	29	22	0	15	14	1	107	5.9
3 YEARS	78	36	1692	189	454	.416	77	173	.445	97	117	.829	44	143	187	2.4	166	123	0	67	94	4	552	7.1
PLAYOFF STATISTICS																								
2011 IND	6	6	160	15	40	.375	0	8	.000	9	11	.818	1	13	14	2.3	18	9	0	9	17	1	39	6.5
2012 IND	10	9	300	38	80	.475	15	29	.517	10	14	.714	10	12	22	2.2	16	26	0	6	10	1	101	10.1
2013 IND	4	0	87	7	16	.438	4	10	.400	4	4	1.000	2	3	5	1.3	5	6	0	3	4	0	22	5.5
3 YEARS	20	15	547	60	136	.441	19	47	.404	23	29	.793	13	28	41	2.1	39	41	0	18	31	2	162	8.1



HONOR & DISTINCTION
 • WNBA Champion, 2012

ALL-TIME ROSTER

Jeanette Pohlen-Mavunga

#32

Height: 6-0 Weight: 171 Birthdate: May 2, 1989 College/Country: Stanford '11

TRANSACTIONS - Acquired: April 11, 2011, First round (9th overall), 2011 WNBA Draft | Waived: May 5, 2014, injured during training camp | Acquired: February 5, 2015, signed as free agent | Acquired: February 8, 2016, signed as a free agent | Waived: May 7, 2016 | Acquired: July 6, 2016, signed as free agent | Acquired: February 9, 2017, signed as free agent



HONOR & DISTINCTION

- WNBA Champion, 2012
- WNBA Finals, 2015
- WNBA 3-Point Pct. Leader, 2011
- First-round draft pick, 2011

YEAR	G	GS	MIN	FG	A	PCT	3FG	A	PCT	FT	A	PCT	OR	DR	TR	AVG	AST	PF	DQ	ST	TO	BLK	PTS	AVG
2011 IND	34	2	539	48	102	.471	29	62	.468	13	15	.867	10	37	47	1.4	33	32	0	13	21	4	138	4.1
2012 IND	34	3	574	55	128	.430	32	76	.421	7	10	.700	13	44	57	1.7	38	39	0	20	31	10	149	4.4
2013 IND	13	0	191	13	38	.342	9	24	.375	6	6	1.000	6	19	25	1.9	4	11	0	6	10	1	41	3.2
2015 IND	26	1	259	21	52	.404	15	38	.395	6	8	.750	5	17	22	0.8	16	23	0	13	11	1	63	2.4
2016 IND	12	0	49	6	11	.545	3	6	.500	1	1	1.000	0	1	1	0.1	5	5	0	0	2	0	16	1.3
2017 IND	29	0	374	32	79	.405	15	39	.385	19	23	.826	4	24	28	1.0	20	22	0	7	17	0	98	3.4
6 YEARS	148	6	1987	175	410	.427	103	245	.420	52	63	.825	38	142	180	1.2	116	132	0	59	92	16	505	3.4

PLAYOFF STATISTICS

YEAR	G	GS	MIN	FG	A	PCT	3FG	A	PCT	FT	A	PCT	OR	DR	TR	AVG	AST	PF	DQ	ST	TO	BLK	PTS	AVG
2011 IND	5	0	35	4	8	.500	2	4	.500	0	0	.000	2	2	4	0.8	3	5	0	1	1	0	10	2.0
2012 IND	6	0	69	7	9	.778	5	5	1.000	0	0	.000	0	4	4	0.7	2	5	0	3	5	0	19	3.2
2013 IND	3	0	33	4	13	.308	1	9	.111	0	0	.000	1	2	3	1.0	1	4	0	0	1	1	9	3.0
2015 IND	6	0	27	0	4	.000	0	4	.000	0	0	.000	0	1	1	0.2	1	1	0	0	0	0	0	0.0
2016 IND	DID NOT PLAY																							
5 YEARS	20	0	164	15	34	.441	8	22	.364	0	0	.000	3	9	12	0.6	7	15	0	4	7	1	38	1.9

Allie Quigley

#22

Height: 5-10 Weight: 140 Birthdate: June 20, 1986 College/Country: DePaul '08

TRANSACTIONS - Acquired: March 23, 2010, signed as free agent | Waived: May 27, 2010



YEAR	G	GS	MIN	FG	A	PCT	3FG	A	PCT	FT	A	PCT	OR	DR	TR	AVG	AST	PF	DQ	ST	TO	BLK	PTS	AVG
2010 IND	3	0	18	2	4	.500	0	0	.000	2	2	1.000	0	1	1	0.3	1	2	0	2	3	1	6	2.0

Texlin Quinney

#11

Height: 6-0 Weight: 165 Birthdate: September 7, 1974 College/Country: Seton Hall '96

TRANSACTIONS - Acquired: May 2, 2000, assigned to the Fever by the WNBA following camp tryouts | Waived: May 27, 2001



HONOR & DISTINCTION

- Inaugural season opening day roster

YEAR	G	GS	MIN	FG	A	PCT	3FG	A	PCT	FT	A	PCT	OR	DR	TR	AVG	AST	PF	DQ	ST	TO	BLK	PTS	AVG
2000 IND	17	0	118	6	14	.429	0	0	.000	3	5	.600	11	5	16	0.9	15	12	0	4	10	0	15	0.9

Kristen Rasmussen

#52

Height: 6-2 Weight: 172 Birthdate: November 1, 1978 College/Country: Michigan State '00

TRANSACTIONS - Acquired: May 1, 2003, signed as free agent



YEAR	G	GS	MIN	FG	A	PCT	3FG	A	PCT	FT	A	PCT	OR	DR	TR	AVG	AST	PF	DQ	ST	TO	BLK	PTS	AVG
2003 IND	33	25	814	94	200	.470	7	15	.467	31	39	.795	44	71	115	3.5	64	65	0	24	48	15	226	6.8
2004 IND	33	4	692	56	135	.415	10	27	.370	30	38	.789	41	72	113	3.4	47	51	0	21	35	14	152	4.6
2 YEARS	66	29	1506	150	335	.448	17	42	.405	61	77	.792	85	143	228	3.5	111	116	0	45	83	29	378	5.7

Sheri Sam

#55

Height: 6-0 Weight: 160 Birthdate: May 5, 1974 College/Country: Vanderbilt '96

TRANSACTIONS - Acquired: January 8, 2006, ninth pick of 2006 WNBA Dispersal Draft



YEAR	G	GS	MIN	FG	A	PCT	3FG	A	PCT	FT	A	PCT	OR	DR	TR	AVG	AST	PF	DQ	ST	TO	BLK	PTS	AVG
2007 IND	33	4	591	63	186	.339	8	32	.250	29	342	.690	35	62	97	2.9	42	58	0	29	39	6	163	4.9

Alessandra Santos de Oliveira

#13

Height: 6-5 Weight: 190 Birthdate: December 2, 1973 College/Country: Brazil

TRANSACTIONS - Acquired: June 6, 2000, off waivers from New York | Waived: July 11, 2000

YEAR	G	GS	MIN	FG	A	PCT	3FG	A	PCT	FT	A	PCT	OR	DR	TR	AVG	AST	PF	DQ	ST	TO	BLK	PTS	AVG
2000 IND	3	0	11	1	1	1.000	0	0	.000	1	6	.167	0	2	2	0.7	0	3	0	0	2	0	3	1.0

Kelly Schumacher

#20, #11

Height: 6-5 Weight: 180 Birthdate: October 14, 1977 College/Country: Connecticut '01

TRANSACTIONS - Drafted: April 20, 2001, First round (14th overall), 2001 WNBA Draft | Traded: February 24, 2006, along with a 2006 first-round draft pick (#12), to New York in exchange for New York's 2006 first-round draft pick (#9)



HONOR & DISTINCTION

- WNBA Community Assist Award, Offseason 2002-03
- Indiana Fever first playoff team, 2002
- First-round draft pick, 2001

YEAR	G	GS	MIN	FG	A	PCT	3FG	A	PCT	FT	A	PCT	OR	DR	TR	AVG	AST	PF	DQ	ST	TO	BLK	PTS	AVG
2001 IND	28	5	380	46	93	.495	3	5	.600	17	20	.850	23	47	70	2.5	10	41	0	5	21	29	112	4.0
2002 IND	31	1	352	45	89	.506	0	1	.000	18	26	.692	18	41	59	1.9	13	49	0	7	21	23	108	3.5
2003 IND	34	1	480	81	169	.479	4	9	.444	23	27	.852	40	59	99	2.9	20	63	0	7	32	24	189	5.6
2004 IND	32	7	601	92	196	.469	5	13	.385	35	45	.778	36	68	104	3.3	25	67	0	10	52	31	224	7.0
2005 IND	34	14	516	58	138	.420	2	11	.182	17	21	.810	26	42	68	2.0	14	59	0	10	33	24	135	4.0
5 YEARS	159	28	2329	322	685	.470	14	39	.359	110	139	.791	143	257	400	2.5	82	279	0	39	159	131	768	4.8

PLAYOFF STATISTICS

YEAR	G	GS	MIN	FG	A	PCT	3FG	A	PCT	FT	A	PCT	OR	DR	TR	AVG	AST	PF	DQ	ST	TO	BLK	PTS	AVG
2002 IND	3	0	52	13	20	.650	2	2	1.000	4	8	.500	6	3	9	3.0	3	6	0	0	2	2	32	10.7
2005 IND	4	0	42	9	19	.474	0	0	.000	2	2	1.000	7	1	8	2.0	2	6	0	2	0	4	20	5.0
2 YEARS	7	0	94	22	39	.564	2	2	1.000	6	10	.600	13	4	17	2.4	5	12	0	2	2	6	52	7.4

ALL-TIME ROSTER

Olympia Scott

Height: 6-2 **Weight:** 175 **Birthdate:** August 5, 1976 **College/Country:** Stanford '98 **#0**
TRANSACTIONS - Acquired: May 27, 2001, from Detroit, with a 2002 third-round draft pick, in exchange for Indiana's 2002 second-round draft pick | **Acquired:** February 3, 2006, signed as a free agent | **Traded:** March 7, 2007, to Phoenix, in exchange for Ann Strother



HONOR & DISTINCTION

- WNBA Community Assist Award, Offseason 2005-06
- Indiana Fever first playoff team, 2002

YEAR	G	GS	MIN	FG	A	PCT	3FG	A	PCT	FT	A	PCT	OR	DR	TR	AVG	AST	PF	DQ	ST	TO	BLK	PTS	AVG
2001 IND	32	30	775	99	217	.456	0	2	.000	82	111	.739	52	109	161	5.0	40	108	1	22	72	12	280	8.8
2002 IND	31	31	975	113	232	.487	0	4	.000	66	82	.805	80	131	211	6.8	52	127	2	38	69	13	292	9.4
2003 IND	DID NOT PLAY, SUSPENDED LIST																							
2006 IND	21	0	159	23	53	.434	0	1	.000	4	8	.500	8	25	33	1.6	7	29	0	8	15	2	50	2.4
3 YEARS	84	61	1909	235	502	.468	0	7	.000	152	201	.756	140	265	405	4.8	99	264	3	68	156	27	622	7.4
PLAYOFF STATISTICS																								
2002 IND	3	3	99	8	16	.500	0	0	.000	5	5	1.000	7	17	24	8.0	5	11	0	1	14	1	21	7.0
2006 IND	2	0	26	5	9	.556	0	1	.000	0	0	.000	3	2	5	2.5	0	5	0	1	3	0	10	5.0
2 YEARS	5	3	125	13	25	.520	0	1	.000	5	5	1.000	10	19	29	5.8	5	16	0	2	17	1	31	5.2

K.B. Sharp

Height: 5-9 **Weight:** 149 **Birthdate:** April 18, 1981 **College/Country:** Cincinnati '03 **#3**
TRANSACTIONS - Acquired: February 24, 2006, signed as free agent | **Traded:** May 14, 2008, to Chicago, in exchange for Bernadette Ngyoisa



YEAR	G	GS	MIN	FG	A	PCT	3FG	A	PCT	FT	A	PCT	OR	DR	TR	AVG	AST	PF	DQ	ST	TO	BLK	PTS	AVG
2006 IND	23	0	155	8	35	.229	3	15	.200	3	3	1.000	3	6	9	0.4	23	3	0	7	8	0	22	1.0
2007 IND	34	0	454	40	97	.412	8	28	.285	21	29	.724	10	22	32	0.9	49	17	0	13	26	0	110	3.2
2 YEARS	57	0	609	48	132	.364	11	43	.256	24	32	.750	13	28	41	0.7	72	20	0	20	34	0	132	2.3
PLAYOFF STATISTICS																								
2006 IND	DID NOT PLAY																							
2007 IND	6	0	46	1	10	.100	0	3	.000	5	6	.833	2	3	5	0.8	3	1	0	1	2	0	7	1.2

Jennie Simms

Height: 6-0 **Weight:** 165 **Birthdate:** April 21, 1994 **College/Country:** Old Dominion '17 **#7**
TRANSACTIONS - Acquired: August 21, 2017, signed as replacement player | **Acquired:** February 6, 2018, signed as free agent | **Waived:** May 4, 2018



YEAR	G	GS	MIN	FG	A	PCT	3FG	A	PCT	FT	A	PCT	OR	DR	TR	AVG	AST	PF	DQ	ST	TO	BLK	PTS	AVG
2017 IND	4	0	54	4	13	.308	2	6	.333	1	2	.500	1	4	5	1.3	2	5	0	2	3	0	11	2.8

Charlotte Smith

Height: 6-0 **Weight:** 148 **Birthdate:** August 23, 1973 **College/Country:** North Carolina '95 **#23**
TRANSACTIONS - Acquired: February 11, 2006, signed as free agent | **Retired:** December 14, 2006



YEAR	G	GS	MIN	FG	A	PCT	3FG	A	PCT	FT	A	PCT	OR	DR	TR	AVG	AST	PF	DQ	ST	TO	BLK	PTS	AVG
2006 IND	18	2	173	12	39	.308	8	22	.364	3	4	.750	9	15	24	1.3	7	21	0	3	13	1	35	1.9
PLAYOFF STATISTICS																								
2006 IND	1	0	1	0	0	.000	0	0	.000	0	0	.000	0	0	0	0.0	0	0	0	0	0	0	0	0.0

Tangela Smith

Height: 6-3 **Weight:** 158 **Birthdate:** April 1, 1977 **College/Country:** Iowa '98 **#5**
TRANSACTIONS - Acquired: February 2, 2011, signed as free agent | **Traded:** March 1, 2012, to San Antonio, in exchange for Roneeka Hodges



YEAR	G	GS	MIN	FG	A	PCT	3FG	A	PCT	FT	A	PCT	OR	DR	TR	AVG	AST	PF	DQ	ST	TO	BLK	PTS	AVG
2011 IND	33	32	711	88	237	.371	32	94	.340	30	34	.882	27	75	102	3.1	49	80	2	22	42	16	238	7.2
PLAYOFF STATISTICS																								
2011 IND	6	6	165	22	54	.407	9	22	.409	4	4	1.000	9	23	32	5.3	10	19	0	5	13	6	57	9.5

Kate Starbird

Height: 6-1 **Weight:** 153 **Birthdate:** July 30, 1975 **College/Country:** Stanford '97 **#30**
TRANSACTIONS - Acquired: February 24, 2004, signed as free agent



YEAR	G	GS	MIN	FG	A	PCT	3FG	A	PCT	FT	A	PCT	OR	DR	TR	AVG	AST	PF	DQ	ST	TO	BLK	PTS	AVG
2004 IND	12	0	117	6	23	.261	3	10	.300	5	6	.833	6	3	9	0.8	11	7	0	6	9	0	20	1.7
2005 IND	DID NOT PLAY, SUSPENDED LIST																							

Jurgita Streimikyte

Height: 6-2 **Weight:** 165 **Birthdate:** May 14, 1972 **College/Country:** Lithuania **#7**
TRANSACTIONS - Drafted: April 25, 2000, Second round (26th overall), 2000 WNBA Draft | **Acquired:** March 17, 2005, re-signed free agent contract



HONOR & DISTINCTION

- Inaugural season opening day roster
- Lithuanian National Team

YEAR	G	GS	MIN	FG	A	PCT	3FG	A	PCT	FT	A	PCT	OR	DR	TR	AVG	AST	PF	DQ	ST	TO	BLK	PTS	AVG
2000 IND	27	6	424	46	117	.393	2	6	.333	27	35	.771	25	46	71	2.6	44	67	1	16	32	23	121	4.5
2001 IND	27	26	707	99	207	.472	0	9	.000	48	57	.842	45	94	139	5.1	52	81	2	37	52	19	246	9.1
2002 IND	DID NOT PLAY, SUSPENDED LIST																							
2003 IND	DID NOT PLAY, SUSPENDED LIST																							
2004 IND	DID NOT PLAY, SUSPENDED LIST																							
2005 IND	34	20	686	82	178	.461	3	6	.500	19	27	.704	37	64	101	3.0	32	75	0	29	36	11	186	5.5
3 YEARS	88	52	1817	227	502	.452	5	21	.238	94	119	.790	107	204	311	3.5	128	223	3	82	120	53	553	6.3
PLAYOFF STATISTICS																								
2005 IND	4	4	96	6	23	.261	0	0	.000	6	6	1.000	10	8	18	4.5	5	11	0	5	6	1	18	4.5

Ann Strother

Height: 6-3 **Weight:** 166 **Birthdate:** December 11, 1983 **College/Country:** Connecticut '06 **#7**
TRANSACTIONS - Acquired: March 7, 2007, from Phoenix, in exchange for Olympia Scott | **Drafted:** February 6, 2008, by Atlanta in WNBA Expansion Draft



YEAR	G	GS	MIN	FG	A	PCT	3FG	A	PCT	FT	A	PCT	OR	DR	TR	AVG	AST	PF	DQ	ST	TO	BLK	PTS	AVG
2007 IND	12	0	69	10	31	.323	6	15	.400	2	2	1.000	6	3	9	0.8	3	5	0	0	2	0	28	2.3
PLAYOFF STATISTICS																								
2007 IND	3	0	15	3	7	.429	1	3	.333	0	0	.000	0	3	3	1.0	2	1	0	1	0	0	7	2.3

ALL-TIME ROSTER

Tammy Sutton-Brown

#8

Height: 6-4 Weight: 199 Birthdate: January 27, 1978 College/Country: Rutgers '01

TRANSACTIONS - Acquired: March 23, 2007, signed as free agent | Retired: Following 2012 season

YEAR	G	GS	MIN	FG	A	PCT	3FG	A	PCT	FT	A	PCT	OR	DR	TR	AVG	AST	PF	DQ	ST	TO	BLK	PTS	AVG
2007 IND	34	33	860	149	307	.485	0	0	.000	111	155	.716	66	118	184	5.4	30	115	1	35	85	47	409	12.0
2008 IND	33	33	956	143	289	.495	0	1	.000	103	153	.673	63	145	208	6.3	17	113	2	20	69	57	389	11.8
2009 IND	27	25	680	95	204	.466	0	0	.000	76	102	.745	44	114	158	5.9	23	76	2	15	49	40	266	9.9
2010 IND	34	34	875	103	229	.450	0	1	.000	70	99	.707	69	105	174	5.1	29	90	0	33	55	55	276	8.1
2011 IND	34	26	645	68	139	.489	0	3	.000	52	70	.743	41	65	106	3.1	19	65	0	36	33	41	188	5.5
2012 IND	33	32	541	49	116	.422	0	0	.000	32	40	.800	28	65	93	2.8	24	39	0	24	22	27	130	3.9
6 YEARS	195	183	4557	607	1284	.473	0	5	.000	444	619	.717	311	612	923	4.7	142	498	5	163	313	267	1658	8.5
PLAYOFF STATISTICS																								
2007 IND	6	6	123	15	43	.349	0	0	.000	12	21	.571	7	21	28	4.7	4	15	0	1	8	12	42	7.0
2008 IND	3	3	93	12	31	.387	0	0	.000	20	21	.952	6	10	16	5.3	1	12	0	1	6	4	44	14.7
2009 IND	10	10	311	56	106	.433	0	0	.000	31	45	.689	15	41	56	5.6	5	30	0	9	30	14	143	14.3
2010 IND	3	3	90	10	21	.476	0	0	.000	9	11	.818	5	8	13	4.3	1	7	0	4	8	2	29	9.7
2011 IND	6	6	172	19	41	.463	0	0	.000	19	22	.864	17	24	41	6.8	8	15	0	5	16	11	57	9.5
2012 IND	7	1	60	8	14	.571	0	1	.000	8	18	.444	4	10	14	2.0	3	7	0	2	3	1	24	3.4
6 YEARS	35	29	849	120	256	.469	0	1	.000	99	138	.717	54	114	168	4.8	22	86	0	22	71	44	339	9.7



HONOR & DISTINCTION

- WNBA Champion, 2012
- WNBA Finals, 2009
- Indiana Fever All-Decade Team, 2009
- WNBA All-Star, 2007
- 2x WNBA Eastern Conf. Player of Week

- **1,000-POINTS:** 1,658 points in six seasons
- **100+ GAMES PLAYED:** 195 games, 183 starts

Kasha Terry

#35

Height: 6-3 Weight: 185 Birthdate: October 21, 1983 College/Country: Georgia Tech '06

TRANSACTIONS - Drafted: April 5, 2006, Second round (26th overall), 2006 WNBA Draft | Waived: May 22, 2008

YEAR	G	GS	MIN	FG	A	PCT	3FG	A	PCT	FT	A	PCT	OR	DR	TR	AVG	AST	PF	DQ	ST	TO	BLK	PTS	AVG
2006 IND	10	0	53	11	19	.579	0	0	.000	1	5	.200	4	10	14	1.4	0	14	0	0	8	3	23	2.3
2007 IND	9	0	54	3	12	.250	0	0	.000	3	4	.750	5	9	14	1.6	1	18	1	2	11	3	9	1.0
2008 IND	2	0	24	1	5	.200	0	0	.000	0	0	.000	1	4	5	2.5	2	3	0	0	6	0	2	1.0
3 YEARS	21	0	131	15	36	.417	0	0	.000	4	9	.444	10	23	33	1.6	3	35	1	2	25	6	34	1.6
PLAYOFF STATISTICS																								
2006 IND	DID NOT PLAY																							
2007 IND	DID NOT PLAY																							



Krystal Thomas

#34

Height: 6-5 Weight: 210 Birthdate: June 10, 1989 College/Country: Duke '11

TRANSACTIONS - Acquired: May 19, 2014, signed as free agent

YEAR	G	GS	MIN	FG	A	PCT	3FG	A	PCT	FT	A	PCT	OR	DR	TR	AVG	AST	PF	DQ	ST	TO	BLK	PTS	AVG
2014 IND	21	3	176	18	33	.545	0	0	.000	6	14	.429	15	32	47	2.2	8	29	0	4	12	15	42	2.0
PLAYOFF STATISTICS																								
2014 IND	2	0	12	1	2	.500	0	0	.000	0	1	.000	1	2	3	1.5	0	4	0	0	0	0	2	1.0



Alicia Thompson

#43

Height: 6-1 Weight: 175 Birthdate: June 30, 1976 College/Country: Texas Tech '98

TRANSACTIONS - Acquired: May 2, 2000, assigned to the Fever by the WNBA following camp tryouts | Retired: August 23, 2002 | Acquired: April 29, 2003, signed as free agent | Waived: May 21, 2003

YEAR	G	GS	MIN	FG	A	PCT	3FG	A	PCT	FT	A	PCT	OR	DR	TR	AVG	AST	PF	DQ	ST	TO	BLK	PTS	AVG
2000 IND	31	26	792	131	255	.514	18	40	.450	30	42	.714	48	109	157	5.1	41	85	4	24	53	4	310	10.0
2001 IND	22	7	381	76	174	.437	17	43	.395	17	23	.739	21	42	63	2.9	25	24	0	9	22	7	186	8.5
2002 IND	18	2	314	39	109	.358	7	29	.241	12	17	.706	12	30	42	2.3	14	20	0	7	18	2	97	5.4
3 YEARS	71	35	1487	246	538	.457	42	112	.375	59	82	.720	81	181	262	3.7	80	129	4	40	93	13	593	8.4
PLAYOFF STATISTICS																								
2002 IND	1	0	2	1	1	1.000	0	0	.000	0	0	.000	0	0	0	0.0	0	0	0	0	0	0	2	2.0



HONOR & DISTINCTION

- Indiana Fever first playoff team, 2002
- Inaugural season opening day roster

Erin Thorn

#12

Height: 5-9 Weight: 145 Birthdate: May 19, 1981 College/Country: Brigham Young '03

TRANSACTIONS - Acquired: June 6, 2013, signed as replacement player | Released: July 6, 2013

YEAR	G	GS	MIN	FG	A	PCT	3FG	A	PCT	FT	A	PCT	OR	DR	TR	AVG	AST	PF	DQ	ST	TO	BLK	PTS	AVG
2013 IND	6	0	67	2	12	.167	1	6	.167	2	2	1.000	0	3	3	0.5	4	2	0	2	5	1	7	1.2



Chantel Tremiere

#3

Height: 5-6 Weight: 142 Birthdate: October 20, 1969 College/Country: Auburn '91

TRANSACTIONS - Drafted: December 15, 1999, Sixth round (24th overall), 2000 WNBA Expansion Draft | Retired: April 23, 2001

YEAR	G	GS	MIN	FG	A	PCT	3FG	A	PCT	FT	A	PCT	OR	DR	TR	AVG	AST	PF	DQ	ST	TO	BLK	PTS	AVG
2000 IND	25	3	318	18	51	.353	4	9	.444	10	16	.625	6	25	31	1.2	51	30	0	10	30	1	50	2.0



HONOR & DISTINCTION

- Inaugural season opening day roster
- Original Fever 7: 2000 WNBA Expansion Draft

Coquese Washington

#4

Height: 5-6 Weight: 138 Birthdate: January 17, 1971 College/Country: Notre Dame '93

TRANSACTIONS - Acquired: July 20, 2002, from Houston in exchange for Rita Williams | Retired: February 6, 2004

YEAR	G	GS	MIN	FG	A	PCT	3FG	A	PCT	FT	A	PCT	OR	DR	TR	AVG	AST	PF	DQ	ST	TO	BLK	PTS	AVG
2002 IND	11	8	325	26	70	.371	14	31	.452	14	20	.700	7	26	33	3.0	48	22	0	23	24	2	80	7.3
2003 IND	20	10	348	19	67	.284	14	48	.292	11	13	.846	2	27	29	1.5	48	32	0	14	30	2	63	3.2
2 YEARS	31	18	673	45	137	.328	28	79	.354	25	33	.758	9	53	62	2.0	96	54	0	37	54	4	143	4.6
PLAYOFF STATISTICS																								
2002 IND	3	3	110	9	27	.333	6	16	.375	1	1	1.000	1	5	6	2.0	14	10	0	3	6	0	25	8.3



HONOR & DISTINCTION

- Indiana Fever first playoff team, 2002
- Past President, WNBA Players Association

ALL-TIME ROSTER

Erica Wheeler

#17

Height: 5-7 Weight: 143 Birthdate: May 2, 1991 College/Country: Rutgers '13
 TRANSACTIONS - Acquired: February 8, 2016, signed as free agent | Acquired: February 5, 2018, signed as free agent

YEAR	G	GS	MIN	FG	A	PCT	3FG	A	PCT	FT	A	PCT	OR	DR	TR	AVG	AST	PF	DQ	ST	TO	BLK	PTS	AVG
2016 IND	34	25	811	114	273	.418	17	57	.298	40	48	.833	18	54	72	2.1	95	88	1	23	68	1	285	8.4
2017 IND	34	26	898	156	390	.400	50	151	.331	38	48	.792	11	64	75	2.2	138	78	0	47	78	1	400	11.8
2 YEARS	68	51	1712	270	663	.407	67	208	.322	78	96	.813	29	118	147	2.2	233	166	1	70	146	2	685	10.1
PLAYOFF STATISTICS																								
2016 IND	1	1	26	3	6	.500	2	2	1.000	2	2	1.000	1	2	3	3.0	3	3	0	0	1	0	10	10.0



Erica White

#7

Height: 5-3 Weight: 135 Birthdate: August 26, 1986 College/Country: LSU '08
 TRANSACTIONS - Acquired: December 8, 2008, sixth pick of 2008 WNBA Dispersal Draft | Waived: June 11, 2009

YEAR	G	GS	MIN	FG	A	PCT	3FG	A	PCT	FT	A	PCT	OR	DR	TR	AVG	AST	PF	DQ	ST	TO	BLK	PTS	AVG
2009 IND	2	0	18	1	6	.167	0	3	.000	0	0	.000	0	2	2	1.0	4	1	0	1	0	1	2	1.0



Stephanie White

#22

Height: 5-10 Weight: 155 Birthdate: June 20, 1977 College/Country: Purdue '99
 TRANSACTIONS - Acquired: December 15, 1999, from Miami, in exchange for Sandy Brondello and a 2000 first-round draft pick, following the 2000 WNBA Expansion Draft | Retired: April 21, 2005

YEAR	G	GS	MIN	FG	A	PCT	3FG	A	PCT	FT	A	PCT	OR	DR	TR	AVG	AST	PF	DQ	ST	TO	BLK	PTS	AVG
2000 IND	32	12	635	66	166	.398	27	70	.386	71	86	.826	14	46	60	1.9	57	49	0	31	47	6	230	7.2
2001 IND	30	0	504	52	137	.380	23	57	.404	42	55	.764	13	42	55	1.8	58	50	0	26	38	14	169	5.6
2002 IND	DID NOT PLAY, SUSPENDED LIST																							
2003 IND	28	10	577	60	173	.347	29	84	.345	45	48	.938	14	27	41	1.5	58	60	0	34	37	6	194	6.9
2004 IND	22	12	450	27	72	.375	13	39	.333	24	34	.706	8	20	28	1.3	52	30	0	24	30	5	91	4.1
4 YEARS	112	34	2166	205	548	.374	92	250	.368	182	223	.816	49	135	184	1.6	225	189	0	115	152	31	684	6.1



HONOR & DISTINCTION

- Indiana Fever All-Decade Team, 2009
- Inaugural season opening day roster
- Original Fever 7: first trade acquisition in franchise history, 2000 WNBA Expansion Draft

• 100+ GAMES PLAYED: 112 games, 34 starts

Tan White

#15

Height: 5-7 Weight: 154 Birthdate: September 27, 1982 College/Country: Mississippi State '05
 TRANSACTIONS - Drafted: April 15, 2005, First round (2nd overall), 2005 WNBA Draft | Waived: June 4, 2009

YEAR	G	GS	MIN	FG	A	PCT	3FG	A	PCT	FT	A	PCT	OR	DR	TR	AVG	AST	PF	DQ	ST	TO	BLK	PTS	AVG
2005 IND	34	3	693	85	254	.335	25	81	.309	47	58	.810	21	32	53	1.6	53	62	1	30	70	7	242	7.1
2006 IND	34	0	745	113	304	.372	19	88	.216	57	76	.750	32	50	82	2.4	52	66	1	27	51	9	302	8.9
2007 IND	34	9	841	136	352	.386	43	127	.339	53	63	.841	25	65	90	2.6	65	76	2	36	100	10	368	10.8
2008 IND	33	22	894	119	325	.366	39	120	.325	51	60	.850	27	74	101	3.1	80	88	0	43	85	14	328	9.9
4 YEARS	135	34	3173	453	1235	.367	126	416	.303	208	257	.809	105	221	326	2.4	250	292	4	136	306	40	1240	9.2
PLAYOFF STATISTICS																								
2005 IND	4	0	16	0	8	.000	0	1	.000	0	0	.000	2	0	2	0.5	1	1	0	0	0	0	0	0.0
2006 IND	2	0	34	4	10	.400	1	4	.250	0	1	.000	0	3	3	1.5	2	6	0	0	4	0	9	4.5
2007 IND	5	1	82	4	15	.267	1	6	.167	0	0	.000	2	7	9	1.8	10	10	0	5	9	2	9	1.8
2008 IND	3	0	42	6	16	.375	1	4	.250	3	3	1.000	2	1	3	1.0	2	5	0	2	6	0	16	5.3
4 YEARS	14	1	174	14	49	.286	3	15	.200	0	4	.000	6	11	17	1.2	15	22	0	7	19	2	34	2.4



HONOR & DISTINCTION

- Indiana Fever All-Decade Team, 2009
- First-round draft pick, 2005

• 1,000-POINTS: 1,240 points in four seasons

• 100+ GAMES PLAYED: 135 games, 34 starts

Tamika Whitmore

#91

Height: 6-2 Weight: 190 Birthdate: June 5, 1977 College/Country: Memphis State '99
 TRANSACTIONS - Acquired: March 17, 2006, signed as free agent | Traded: February 19, 2008, to Connecticut, with a 2008 first-round draft pick (9th overall) and rights to Jessica Foley, in exchange for Katie Douglas

YEAR	G	GS	MIN	FG	A	PCT	3FG	A	PCT	FT	A	PCT	OR	DR	TR	AVG	AST	PF	DQ	ST	TO	BLK	PTS	AVG
2006 IND	34	34	1057	199	435	.457	15	38	.395	115	140	.821	53	112	165	4.9	61	91	1	46	94	12	528	15.5
2007 IND	34	25	880	139	335	.415	21	70	.300	71	93	.763	45	125	170	5.0	51	86	1	20	84	11	370	10.9
2 YEARS	68	59	1937	338	33	.439	36	108	.333	186	233	.798	98	237	335	4.9	112	177	2	66	178	23	898	13.2
PLAYOFF STATISTICS																								
2006 IND	2	2	68	19	40	.475	2	7	.286	13	13	1.000	4	9	13	6.5	2	9	1	1	10	0	53	26.2
2007 IND	6	0	184	39	87	.448	13	23	.565	8	13	.615	6	26	32	5.3	16	19	0	3	18	1	99	16.5
2 YEARS	8	2	252	58	127	.457	15	30	.500	21	26	.808	10	35	45	5.6	18	28	1	4	28	1	152	19.0



HONOR & DISTINCTION

- Indiana Fever All-Decade Team, 2009
- WNBA All-Star, 2006

• Franchise scoring record, postseason game: 41 points at Detroit, 8/19/06

Khadijah Whittington

#1

Height: 6-1 Weight: 185 Birthdate: August 5, 1986 College/Country: NC State '08
 TRANSACTIONS - Drafted: April 9, 2008, Second round (26th overall), 2008 WNBA Draft | Waived: June 11, 2009

YEAR	G	GS	MIN	FG	A	PCT	3FG	A	PCT	FT	A	PCT	OR	DR	TR	AVG	AST	PF	DQ	ST	TO	BLK	PTS	AVG
2008 IND	22	0	186	17	44	.386	0	0	.000	9	17	.529	10	24	34	1.5	6	42	0	9	12	11	43	2.0
2009 IND	3	0	25	6	10	.600	0	0	.000	0	0	.000	2	3	5	1.7	2	2	0	0	0	0	12	4.0
2 YEARS	25	0	211	23	54	.426	0	0	.000	9	17	.529	12	27	39	1.6	8	44	0	9	12	11	55	2.2
PLAYOFF STATISTICS																								
2008 IND	3	0	24	2	8	.250	0	0	.000	0	0	.000	1	6	7	2.3	1	4	0	1	3	1	4	1.3



Beverly Williams

#4

Height: 5-9 Weight: 150 Birthdate: January 14, 1976 College/Country: Texas '88
 TRANSACTIONS - Acquired: May 24, 2000, off waivers from Cleveland | Waived: June 6, 2000

YEAR	G	GS	MIN	FG	A	PCT	3FG	A	PCT	FT	A	PCT	OR	DR	TR	AVG	AST	PF	DQ	ST	TO	BLK	PTS	AVG
2000 IND	1	0	3	0	0	.000	0	0	.000	0	0	.000	0	0	0	0.0	0	2	0	0	0	0	0	0.0



HONOR & DISTINCTION

- Inaugural season opening day roster

ALL-TIME ROSTER

Natalie Williams

#12

Height: 6-2 Weight: 210 Birthdate: November 30, 1970 College/Country: UCLA '94
 TRANSACTIONS - Acquired: May 1, 2003, from San Antonio with Coretta Brown, in exchange for Sylvia Crawley and Gwen Jackson | Retired: August 10, 2005

YEAR	G	GS	MIN	FG	A	PCT	3FG	A	PCT	FT	A	PCT	OR	DR	TR	AVG	AST	PF	DQ	ST	TO	BLK	PTS	AVG
2003 IND	34	34	1054	176	363	.485	0	1	.000	105	148	.709	109	146	255	7.5	46	138	2	43	70	21	457	13.4
2004 IND	34	34	956	133	293	.454	0	4	.000	83	119	.697	93	142	235	6.9	62	122	3	40	65	23	349	10.3
2005 IND	34	34	804	103	248	.415	0	0	.000	45	67	.672	74	112	186	5.5	31	105	3	35	56	12	251	7.4
3 YEARS	102	102	2814	412	904	.456	0	5	.000	233	334	.698	276	400	676	6.6	139	365	8	118	191	56	1057	10.4
PLAYOFF STATISTICS																								
2005 IND	4	4	134	17	40	.425	0	1	.000	13	16	.813	13	17	30	7.5	6	14	0	5	1	2	47	11.8



HONOR & DISTINCTION

- Women's Basketball Hall of Fame
- Indiana Fever All-Decade Team, 2009
- USA Basketball Select Team, 2004
- WNBA Community Assist Award, August 2004
- WNBA All-Star, 2003

- **1,000 POINTS:** 1,057 points in three seasons
- **100+ GAMES PLAYED:** 102 games, 102 starts

Rita Williams

#23

Height: 5-7 Weight: 135 Birthdate: January 14, 1976 College/Country: Connecticut '98
 TRANSACTIONS - Drafted: December 15, 1999, Fourth round (16th overall), 2000 WNBA Expansion Draft | Traded: July 20, 2002, to Houston in exchange for Coquese Washington

YEAR	G	GS	MIN	FG	A	PCT	3FG	A	PCT	FT	A	PCT	OR	DR	TR	AVG	AST	PF	DQ	ST	TO	BLK	PTS	AVG
2000 IND	32	29	1014	112	274	.409	49	131	.374	79	108	.731	22	73	95	3.0	101	69	1	76	69	3	352	11.0
2001 IND	32	29	1042	115	293	.392	41	109	.376	109	130	.838	25	79	104	3.3	114	71	0	72	100	11	380	11.9
2002 IND	20	1	484	39	135	.289	17	67	.254	25	34	.735	10	27	37	1.9	43	34	0	21	29	2	120	6.0
3 YEARS	84	59	2540	266	702	.379	107	307	.349	213	272	.783	57	179	236	2.8	258	174	1	169	198	16	852	10.1



HONOR & DISTINCTION

- WNBA All-Star, 2001 (first All-Star representative in franchise history)
- Inaugural season opening day roster
- Original Fever 7: 2000 WNBA Expansion Draft

Christina Wirth

#34

Height: 6-1 Weight: 172 Birthdate: April 18, 1987 College/Country: Vanderbilt '09
 TRANSACTIONS - Drafted: April 9, 2009, Second round (19th overall), 2009 WNBA Draft

YEAR	G	GS	MIN	FG	A	PCT	3FG	A	PCT	FT	A	PCT	OR	DR	TR	AVG	AST	PF	DQ	ST	TO	BLK	PTS	AVG
2009 IND	21	0	121	8	29	.276	5	14	.357	1	1	1.000	3	12	15	0.7	13	12	0	3	3	1	22	1.0
PLAYOFF STATISTICS																								
2009 IND	5	0	27	3	7	.429	0	2	.000	0	0	.000	0	3	3	0.6	2	4	0	0	2	0	6	1.2



HONOR & DISTINCTION

- WNBA Finals, 2009

Kara Wolters

#52

Height: 6-7 Weight: 225 Birthdate: August 15, 1975 College/Country: Connecticut '97
 TRANSACTIONS - Drafted: December 15, 1999, Fifth round (17th overall), 2000 WNBA Expansion Draft | Traded: April 11, 2001, to Sacramento for a 2001 first-round pick

YEAR	G	GS	MIN	FG	A	PCT	3FG	A	PCT	FT	A	PCT	OR	DR	TR	AVG	AST	PF	DQ	ST	TO	BLK	PTS	AVG
2000 IND	31	30	793	148	264	.561	0	0	.000	74	100	.740	46	118	164	5.3	39	99	2	12	73	49	370	11.9



HONOR & DISTINCTION

- Women's Basketball Hall of Fame
- Inaugural season leading scorer and rebounder
- Inaugural season opening day roster
- Original Fever 7: 2000 WNBA Expansion Draft

Shavonte Zellous

#1

Height: 5-10 Weight: 155 Birthdate: August 28, 1986 College/Country: Pittsburgh '09
 TRANSACTIONS - Acquired: May 27, 2010, from Tulsa, in exchange for 2011 second-round draft pick

YEAR	G	GS	MIN	FG	A	PCT	3FG	A	PCT	FT	A	PCT	OR	DR	TR	AVG	AST	PF	DQ	ST	TO	BLK	PTS	AVG
2010 IND	27	0	418	47	130	.362	7	25	.280	59	79	.747	14	42	56	2.1	35	55	0	12	33	16	160	5.9
2011 IND	33	2	463	57	130	.438	9	34	.265	58	74	.784	21	59	80	2.4	45	74	1	12	32	15	181	5.5
2012 IND	31	31	692	79	214	.369	19	55	.345	57	74	.770	27	57	84	2.7	54	71	0	23	43	15	234	7.5
2013 IND	29	29	908	146	352	.415	39	112	.348	96	123	.780	27	73	100	3.4	48	93	1	27	54	21	427	14.7
2014 IND	34	33	931	131	319	.411	25	82	.305	87	111	.784	22	72	94	2.8	71	100	1	24	55	16	374	11.0
2015 IND	23	1	511	61	161	.379	7	29	.241	64	83	.771	13	42	55	2.4	43	68	2	22	27	8	193	8.4
6 YEARS	177	96	3923	521	1306	.399	106	337	.315	421	544	.774	124	345	469	2.6	296	461	5	120	244	91	1569	8.9
PLAYOFF STATISTICS																								
2010 IND	3	0	31	3	5	.600	0	1	.000	6	7	.857	1	1	2	0.7	2	3	0	0	2	1	12	4.0
2011 IND	5	1	96	15	35	.429	4	10	.400	9	15	.600	3	10	13	2.6	7	14	0	2	6	3	43	8.6
2012 IND	10	5	279	37	93	.398	8	30	.267	24	28	.857	10	19	29	2.9	17	27	0	9	17	8	106	10.6
2013 IND	4	4	107	17	38	.447	5	12	.417	12	13	.923	4	11	15	3.8	8	12	0	1	0	2	51	12.8
2014 IND	5	5	178	28	72	.389	7	24	.292	9	12	.750	5	12	17	3.4	5	17	0	2	3	4	72	14.4
2015 IND	11	0	237	32	73	.438	4	13	.308	16	20	.800	6	20	26	2.4	21	29	0	8	14	6	84	7.6
6 YEARS	38	15	928	132	316	.418	28	90	.311	76	95	.800	29	73	102	2.7	60	102	0	22	42	24	368	9.7



HONOR & DISTINCTION

- WNBA Champion, 2012
- WNBA Finals, 2015
- WNBA All-Star, 2013
- Croatian National Team

- **1,000-POINTS:** 1,569 points in six seasons
- **100+ GAMES PLAYED:** 177 games, 96 starts

ADDITIONAL PLAYERS

In Fever history, there have been four players on a Fever regular-season roster who have never played any minutes in a regular season game. Those four players are Jenni Benningfield (2004), Tawana McDonald (2002), Kenya Robinson (2001) and Ito Umo-Coleman (2001).

ALL-TIME ROSTER

ALL-TIME ROSTER BY UNIFORM NUMBERS

(Listed chronologically, most recent player first)

- 0 Shannon Bobbitt, Olympia Scott
- 1 Jazmon Gwathmey, Shavonte Zellous, Khadijah Whittington
- 2 Erlana Larkins, Leigh Aziz
- 3 Tiffany Mitchell, K.B. Sharp, Chantel Tremitiere
- 4 Candice Dupree, Sydney Carter, Doneeka Lewis, Coquese Washington, Beverly Williams
- 5 Jennifer Hamson, Layschia Clarendon, Roneeka Hodges, Tangelia Smith, Sherrill Baker, Deanna Jackson, Danielle McCulley
- 6 Jackie Moore
- 7 Jennie Simms, Erica White, Ann Strother, Jurgita Streimikyte
- 8 Maggie Lucas (2014-15), Tammy Sutton-Brown, Kelly Miller
- 10 Jené Morris, LaToya Bond, Gordana Grubin
- 11 Natalie Achonwa, Lynetta Kizer (2014), Karima Christmas (2012-13), Texlin Quinney, Kelly Schumacher (2002-05)
- 12 Lynetta Kizer (2015 to present), Erin Thorn, Jasmine Hassell (5/24/13), Natalie Williams
- 13 Karima Christmas (2014), Erin Phillips, Linda Fröhlich, Zuzi Klimesova, Kenya Robinson, Alessandra Santos de Oliveira
- 14 Devereaux Peters, Briana Butler, Shay Murphy, Coretta Brown
- 15 Nikki McCray, Tan White
- 17 Erica Wheeler
- 20 Briann January, Kelly Schumacher (2001)
- 21 Jasmine Hassell (6/21/13 to 8/2/13), Joy Cheek, Tamecka Dixon, Allison Feaster, Yolanda Paige, Monica Maxwell
- 22 Erica McCall, Allie Quigley, La'Tangela Atkinson, Stephanie White
- 23 Kattie Douglas, Charlotte Smith, Rita Williams
- 24 Tamika Catchings

- 25 Marissa Coleman, Itoro Umoh-Coleman
- 27 Katryna Gaither
- 30 Brene Moseley, Anna DeForge, Kate Starbird
- 31 Nadia Colhado, Jessica Moore
- 32 Jeanette Pohlen-Mavunga, Ebony Hoffman (2005-10), Bridget Pettis
- 33 Maggie Lucas (2016 to present), Natasha Howard, Yolanda Griffith, Niele Ivey, Usha Gilmore
- 34 Krystal Thomas, Christina Wirth, Sonja Henning, Ebony Hoffman (2004)
- 35 Kasha Terry
- 40 Tawana McDonald
- 41 Tully Bevilacqua
- 42 Shenise Johnson, Jenni Benningfield, Nadine Malcolm
- 43 Shyra Ely, Alison Bales, Alicia Thompson
- 44 Vicki Hall, Kristen Mann, Astou Ndiaye-Diatta
- 45 Sasha Goodlett, Angie Braziel
- 50 Jessica Davenport, Donna Harrington, Bernadette Ngoyisa
- 51 Jessica Breland
- 52 Kristen Rasmussen, Kara Wolters
- 55 Sheri Sam
- 91 Tamika Whitmore
- 98 Layschia Clarendon (8/23/14)

ALL-TIME ROSTER BY U.S. COLLEGES

(Listed alphabetically by school)

- Alabama-Birmingham:** Deanna Jackson
- Arizona State:** Briann January
- Auburn:** Chantel Tremitiere
- Brigham Young:** Jennifer Hamson, Erin Thorn
- California:** Layschia Clarendon
- Cincinnati:** K.B. Sharp
- Clemson:** Itoro Umoh-Coleman
- Connecticut:** Jessica Moore, Kelly Schumacher, Ann Strother, Rita Williams, Kara Wolters
- DePaul:** Allie Quigley
- Duke:** Alison Bales, Joy Cheek, Karima Christmas, Krystal Thomas
- Florida:** Bridget Pettis
- Florida Atlantic:** Yolanda Griffith
- Florida State:** Roneeka Hodges, Natasha Howard
- Georgia:** Sherrill Baker, Jasmine Hassell, Tawana McDonald, Kelly Miller
- Georgia Tech:** Sasha Goodlett, Kasha Terry
- Harvard:** Allison Feaster
- Iowa:** Tangelia Smith
- James Madison:** Jazmon Gwathmey
- Kansas:** Tamecka Dixon
- Long Beach State:** Jackie Moore
- Louisiana State:** Doneeka Lewis, Erica White
- Louisiana Tech:** Monica Maxwell
- Maryland:** Marissa Coleman, Lynetta Kizer, Brene Moseley
- Memphis State:** Tamika Whitmore
- Miami:** Shenise Johnson
- Michigan State:** Kristen Rasmussen
- Mississippi State:** Tan White
- Missouri:** LaToya Bond
- Nebraska:** Anna DeForge
- New Orleans:** Kenya Robinson
- North Carolina:** La'Tangela Atkinson, Jessica Breland, Coretta Brown, Erlana Larkins, Charlotte Smith

- NC State:** Khadijah Whittington
- Notre Dame:** Natalie Achonwa, Katryna Gaither, Niele Ivey, Devereaux Peters, Coquese Washington
- Ohio State:** Jessica Davenport
- Old Dominion:** Donna Harrington, Jennie Simms
- Penn State:** Maggie Lucas
- Pittsburgh:** Shavonte Zellous
- Providence:** Nadine Malcolm
- Purdue:** Katie Douglas, Stephanie White
- Rutgers:** Usha Gilmore, Tammy Sutton-Brown, Erica Wheeler
- San Diego State:** Jené Morris
- Seton Hall:** Texlin Quinney
- South Carolina:** Tiffany Mitchell
- Southern California:** Briana Butler, Ebony Hoffman, Shay Murphy
- Southern Nazarene:** Astou Ndiaye-Diatta
- Stanford:** Sonja Henning, Erica McCall, Jeanette Pohlen-Mavunga, Olympia Scott, Kate Starbird
- Syracuse:** Leigh Aziz
- Temple:** Candice Dupree
- Tennessee:** Shannon Bobbitt, Tamika Catchings, Shyra Ely, Nikki McCray
- Texas:** Vicki Hall, Beverly Williams
- Texas A&M:** Sydney Carter
- Texas Tech:** Angie Braziel, Alicia Thompson
- UCLA:** Natalie Williams
- UC Santa Barbara:** Kristen Mann
- UNLV:** Linda Fröhlich
- Vanderbilt:** Jenni Benningfield, Zuzi Klimesova, Sheri Sam, Christina Wirth
- West Virginia:** Yolanda Paige
- Western Kentucky:** Danielle McCulley

WOMEN'S BASKETBALL HALL OF FAME

When the 2018 class of the Women's Basketball Hall of Fame is inducted June 9, former Indiana Fever assistant coach Mickie DeMoss will become the eighth different former Fever coach or player inducted into the WBHOF. She will be the sixth WBHOF honoree with Fever roots since 2014, marking the fifth consecutive year an inductee has had history with the Fever. Congratulations to these great contributors to the growth of women's basketball!



ANNE DONOVAN
CLASS OF 1999



NIKKI MCCRAY
CLASS OF 2012



LIN DUNN
CLASS OF 2014




YOLANDA GRIFFITH
CLASS OF 2014



GAIL GOESTENKORS
CLASS OF 2015



NATALIE WILLIAMS
CLASS OF 2016



KARA WOLTERS
CLASS OF 2017



MICKIE DEMOSS
CLASS OF 2018

HONOR ROLL

ALL-TIME AWARD WINNERS

WNBA TOP 20@20

2016 Tamika Catchings

WNBA TOP 15 PLAYERS OF ALL-TIME

2011 Tamika Catchings

WNBA ALL-DECADE TEAM

2006 Tamika Catchings

WNBA MOST VALUABLE PLAYER

2011 Tamika Catchings

WNBA FINALS MOST VALUABLE PLAYER

2012 Tamika Catchings

WNBA DEFENSIVE PLAYER OF THE YEAR

2012 Tamika Catchings
2010 Tamika Catchings
2009 Tamika Catchings
2006 Tamika Catchings
2005 Tamika Catchings

WNBA MOST IMPROVED PLAYER

2013 Shavonte Zellous
2008 Ebony Hoffman
2004 * Kelly Miller

* Co-recipient with Connecticut's Wendy Palmer

WNBA ROOKIE OF THE YEAR

2002 Tamika Catchings

ALL-WNBA TEAM

2015 Tamika Catchings (2nd team)
2013 Tamika Catchings (2nd team)
2012 Tamika Catchings (1st team)
2011 Tamika Catchings (1st team)
2010 Tamika Catchings (1st team)
2010 Katie Douglas (2nd team)
2009 Tamika Catchings (1st team)
2009 Katie Douglas (2nd team)
2007 Tamika Catchings (2nd team)
2006 Tamika Catchings (1st team)
2005 Tamika Catchings (2nd team)
2004 Tamika Catchings (2nd team)
2003 Tamika Catchings (1st team)
2002 Tamika Catchings (1st team)

WNBA ALL-DEFENSE TEAM

2017 Briann January (2nd team)
2016 Briann January (1st team)
2016 Tamika Catchings (2nd team)
2015 Tamika Catchings (1st team)
2015 Briann January (1st team)
2014 Briann January (1st team)
2014 Tamika Catchings (2nd team)
2013 Tamika Catchings (1st team)
2013 Briann January (2nd team)
2012 Tamika Catchings (1st team)
2012 Briann January (1st team)
2011 Tamika Catchings (1st team)
2011 Katie Douglas (2nd team)
2010 Tamika Catchings (1st team)
2010 Tully Bevilaqua (2nd team)
2010 Katie Douglas (2nd team)
2009 Tamika Catchings (1st team)
2009 Tully Bevilaqua (1st team)
2008 Tully Bevilaqua (1st team)
2008 Tamika Catchings (1st team)
2007 Tamika Catchings (1st team)
2007 Tully Bevilaqua (2nd team)
2006 Tully Bevilaqua (1st team)
2006 Tamika Catchings (1st team)
2005 Tully Bevilaqua (1st team)
2005 Tamika Catchings (1st team)

WNBA ALL-ROOKIE TEAM

2016 Tiffany Mitchell
2015 Natalie Achonwa
2005 Tan White

KIM PERROT SPORTSMANSHIP AWARD

2016 Tamika Catchings
2013 * Tamika Catchings
2010 Tamika Catchings
2007 Tully Bevilaqua

* Co-recipient with Chicago's Swin Cash

DAWN STALEY LEADERSHIP AWARD

2015 Tamika Catchings
2007 Tamika Catchings

WNBA COMMUNITY ASSIST AWARD

August 2015 Briann January
May 2015 Jeanette Pohlen
August 2014 Briann January
August 2013 Katie Douglas
July 2013 Tamika Catchings

July 2011 Tamika Catchings
August 2010 Katie Douglas
July 2006 Tamika Catchings
Offseason 2005-06 Olympia Scott
July 2005 Tamika Catchings
Offseason 2004-05 Ebony Hoffman
August 2004 Natalie Williams
June 2004 Tamika Catchings
Offseason 2003-04 Niele Ivey
August 2003 Tamika Catchings
June 2003 Nikki McCray
Offseason 2002-03 Kelly Schumacher
August 2002 Tamika Catchings
Offseason 2001-02 Tamika Catchings

WNBA ROOKIE OF THE MONTH

June 2015 Natalie Achonwa

WNBA EASTERN CONFERENCE

PLAYER OF THE MONTH

August 2014 Tamika Catchings
August 2012 Tamika Catchings
July 2010 Tamika Catchings

WNBA EASTERN CONFERENCE

PLAYER OF THE WEEK

July 5, 2015 Tamika Catchings
July 18, 2014 Tamika Catchings
June 1, 2014 Briann January
September 1, 2013 Tamika Catchings
July 22, 2013 Tamika Catchings
September 4, 2012 Tamika Catchings
August 20, 2012 Tamika Catchings
June 25, 2012 Tamika Catchings
May 29, 2012 Tamika Catchings
June 13, 2011 Katie Douglas
August 9, 2010 Tamika Catchings
July 18, 2010 Tamika Catchings
August 10, 2009 Katie Douglas
August 3, 2009 Katie Douglas
July 6, 2009 Tammy Sutton-Brown
June 29, 2009 Tamika Catchings
September 15, 2008 Tammy Sutton-Brown
June 2, 2008 Katie Douglas
July 9, 2007 Tamika Catchings
June 11, 2007 Tamika Catchings

WNBA PLAYER OF THE WEEK

July 24, 2006 Tamika Catchings
July 18, 2005 Tamika Catchings
June 20, 2005 Tamika Catchings
August 22, 2005 Tamika Catchings
June 21, 2004 Tamika Catchings
June 7, 2004 Tamika Catchings
June 30, 2003 Tamika Catchings
August 12, 2002 Tamika Catchings
June 3, 2002 Tamika Catchings

OLYMPIANS

2016 Tamika Catchings, USA (gold)
2016 Natalie Achonwa, Canada
2012 Tamika Catchings, USA (gold)
2008 Tamika Catchings, USA (gold)
2008 Tully Bevilaqua, Australia (silver)
2004 Tamika Catchings, USA (gold)
2000 Kara Wolters, USA (gold)
2000 Nell Fortner, USA head coach (gold)

WNBA & USA BASKETBALL SELECT TEAMS

2016 Tiffany Mitchell
2004 Natalie Williams

INDIANA FEVER ALL-DECADE TEAM

Honoring the first decade of the Indiana Fever franchise, selected by fan balloting and announced Sept. 15, 2009:

Tully Bevilaqua Tammy Sutton-Brown
Tamika Catchings Stephanie White
Anna DeForge Tan White
Katie Douglas Tamika Whitmore
Ebony Hoffman Natalie Williams


WNBA ALL-STAR GAME APPEARANCES

Date	Player	Role	Min	FG-A	3P-A	FT-A	OFF	DEF	TOT	A	PF	ST	TO	BLK	PTS	Site
7/16/01	Rita Williams	Reserve	9	0-2	0-2	0-0	0	0	0	1	0	0	0	0	0	Orlando, Fla. (TD Waterhouse Centre)
7/15/02	Tamika Catchings	Starter	21	4-12	2-5	2-2	3	6	9	1	3	1	1	4	12	Washington, D.C. (MCI Center)
7/12/03	Tamika Catchings	Starter	30	6-15	4-6	1-2	2	2	4	2	4	2	5	0	17*	New York, N.Y. (Madison Square Garden)
	Natalie Williams	Reserve	22	3-5	0-0	0-0	7	4	11*	1	1	3	1	0	6	New York, N.Y. (Madison Square Garden)
7/9/05	Tamika Catchings	+Starter	24	7-11	0-2	4-5	2	4	6	2	3	2	1	0	18	New York, N.Y. (Madison Square Garden)
7/12/06	Tamika Catchings	++Starter		DNP-Injured												New York, N.Y. (Madison Square Garden)
	Tamika Whitmore	Reserve	17:32	4-8	1-2	0-0	2	2	4	0	0	1	5	2	9	New York, N.Y. (Madison Square Garden)
7/15/07	Tamika Catchings	Starter	27:17	5-14	1-4	4-4	4	7	11	7	3	1	1	0	15	Washington, D.C. (Verizon Center)
	Anna DeForge	Starter	13:14	1-5	0-1	0-0	0	0	0	1	0	0	0	0	2	
	Tammy Sutton-Brown	Reserve	10:11	0-1	0-0	0-0	0	3	3	0	3	0	3	0	0	
7/25/09	Tamika Catchings	++Starter	18:19	3-10	0-3	1-2	1	3	4	5	0	0	2	1	7	Uncasville, Conn. (Mohegan Sun Arena)
	Katie Douglas	Starter	22:01	4-11	3-9	0-0	1	2	3	5	1	1	2	2	11	
	Lin Dunn	Head Coach														
7/10/10	Tamika Catchings, USA	+Starter	5:39	1-3	1-1	0-0	0	1	1	4	0	1	0	0	3	Uncasville, Conn. (Mohegan Sun Arena)
	#Katie Douglas, WNBA	+Starter	24:06	6-15	2-8	1-2	0	2	2	2	0	3	2	0	15	
7/23/11	Tamika Catchings	++Starter	19:11	4-10	1-4	2-2	0	4	4	2	3	3	1	1	11	San Antonio, Texas (AT&T Center)
	Katie Douglas	Starter	19:11	5-8	3-6	2-2	0	3	3	2	0	2	1	1	15	
7/27/13	Tamika Catchings	Starter	13:00	3-7	0-1	0-0	1	4	5	1	2	0	0	0	6	Uncasville, Conn. (Mohegan Sun Arena)
	Shavonte Zellous	Reserve	18:53	2-8	0-3	0-0	0	1	1	2	2	1	1	0	4	
	Lin Dunn	Head Coach														
7/19/14	Tamika Catchings	Starter	24	7-17	0-3	0-0	5	8	13*	2	2	5*	1	1	14	Phoenix, Ariz. (US Airways Center)
	Briann January	Reserve	17	3-6	3-5	0-0	0	1	1	4	1	0	3	0	9	
7/25/15	Tamika Catchings	Starter	20	4-8	0-0	0-0	1	9	10	6	0	0	2	0	8	Uncasville, Conn. (Mohegan Sun Arena)
	Marissa Coleman	Reserve	18	2-8	2-5	0-0	1	0	1	2	1	0	0	0	6	
7/22/17	Candice Dupree	Reserve	20:55	7-12	0-0	0-0	3	3	6	2	0	2	1	0	14	(KeyArena)

++ Most votes in WNBA | + Most votes in Eastern Conference | * All-Star Game Leader | # Champion, 3-point shooting competition

- No All-Star Games were conducted in 2004, 2008, 2012 or 2016, due to tightened schedules to accommodate the Olympics.
- The 2010 All-Star showcase was billed as "Stars at the Sun," in a USA vs. WNBA format designed to serve as a training competition for USA Basketball, prior to the 2010 World Championships. Fan balloting determined guaranteed participants in the game. Tamika Catchings represented USA Basketball. Katie Douglas played for the WNBA.
- In 2016, Tiffany Mitchell represented future USA National Team hopefuls as part of a USA Basketball Select Team that trained alongside the USA National Team prior to the 2016 Olympics, and participated in a USA Basketball Showcase presented by Verizon at the University of Southern California's Galen Center (July 25, 2016).
- In 2004, Natalie Williams represented the WNBA as part of a WNBA Select Team vs. Team USA exhibition at Radio City Music Hall in New York (Aug. 5, 2004). Tamika Catchings played for Team USA as part of training prior to the 2004 Olympics.

HONOR ROLL



In 2009, Fever coach Lin Dunn became the first Indiana coach named to lead the Eastern Conference All-Star Team. She was joined at the All-Star Game, played at Mohegan Sun Arena in Uncasville, Conn., by assistant coaches Gary Kloppenburg (left) and Jim Lewis (right) and trainer Craig Stull (not pictured). Representing the Fever on the team were All-Star starters Tamika Catchings (24) and Katie Douglas (23). Both Fever starters were selected by fan balloting. Catchings was the league's top overall vote-getter.



In 2013, Fever coach Lin Dunn led the Eastern Conference All-Stars for the second time. She was joined at the All-Star Game, played at Mohegan Sun Arena in Uncasville, Conn., by assistant coaches Stephanie White (not pictured) and Mickie DeMoss (second from left) and trainer Todd Champlin (right). Representing the Fever on the team were All-Star starters Tamika Catchings (standing, far right) and Shavonte Zellous (seated, far left).



WATCH US WORK

FeverBasketball.com

@IndianaFever

presented by



THE WNBA



ATLANTA DREAM

101 Marietta Street NW, Suite 200
 Atlanta, GA 30303
 Tel: (877) 977-7729
 Season Ticket Information: (877) 977-7729
www.AtlantaDream.net

Facebook: [Facebook.com/AtlantaDream](https://www.facebook.com/AtlantaDream) | Twitter: [@AtlantaDream](https://twitter.com/AtlantaDream) | Instagram: [@AtlantaDream](https://www.instagram.com/AtlantaDream)

TEAM DIRECTORY

Owners Mary Brock and Kelly Loeffler
 Dream Too, LLC
 President Theresa Wenzel
 Head Coach Nikki Collen
 Associate Head Coach Darius Taylor
 Assistant Coach Mike Peterson
 Athletic Trainer Jessica Cohen
 Manager of Basketball Operations Camensky Bryson
 Director of Digital Media & Marketing Dan Goldberger
 Office: (404) 920-2544 | Cell: (646) 872-7568
 dan.goldberger@atlantadream.net
 Coord. of Marketing & Communications Cassidy Allen
 Office: (678) 954-5594 | Cell: (678) 315-2402
 cassidy.allen@atlantadream.net

QUICK FACTS

Conference Eastern
 Arena McCamish Pavilion (8,600)
 Colors Blue, White, Red
 TV FOX Sports South and FOX Sports Southeast

TEAM HISTORY

Franchise Evolution Atlanta Dream, 2008 to present
 Franchise Record 160-180 (.471)
 Franchise Playoff Record 15-18 (.455)
 WNBA Titles 0
 2017 Record 12-22, T-10th in WNBA
 2017 Playoffs did not qualify

2018 SCHEDULE VS. FEVER

6/14 at Atlanta (NBATV) 11:30 a.m.
 6/16 at Indiana (MyINDY-TV 23) 7:00 p.m.
 7/1 at Indiana 5:00 p.m.
 7/13 at Atlanta 7:00 p.m.
 All times ET

SERIES RECORD

Overall Fever 20, Dream 20
 At Indiana Fever 13, Dream 8
 At Atlanta Fever 7, Dream 12
 at Philips Arena (2008-16) Fever 7, Dream 10
 at McCamish Pavilion (2017-present) Fever 0, Dream 2
 Playoffs Fever 3, Dream 5
 At Indiana Fever 2, Dream 3
 At Atlanta Fever 1, Dream 2
 at Philips Arena Fever 1, Dream 2
 at McCamish Pavilion Fever 0, Dream 0

REGULAR SEASON SERIES HIGHS

FEVER TEAM

Most Points 106 at Indiana, 8/7/15
 Fewest Points 58 at Atlanta, 6/26/12
 Largest Victory 29 at Indiana (106-77), 8/7/15

DREAM TEAM

Most Points 93 at Indiana, 7/12/14
 93 at Indiana, 9/11/11
 93 at Indiana, 8/6/10
 Fewest Points 62 at Atlanta, 5/27/12
 Largest Victory 21 at Atlanta (89-68), 7/7/17

FEVER INDIVIDUAL

Points 30, Katie Douglas at Indiana 9/11/11
 30, Tamika Catchings at Indiana, 8/6/10
 Rebounds 22, Erlana Larkins at Atlanta, 5/25/14
 Assists 7, Erica Wheeler at Indiana, 6/15/17
 7, Erica Wheeler at Atlanta, 5/29/16
 7, Briann January at Atlanta, 5/25/14
 7, Briann January vs. Atlanta, 5/31/13
 7, Katie Douglas at Atlanta, 6/13/08

DREAM INDIVIDUAL

Points 32, Angel McCoughtry at Indiana, 9/11/11
 Rebounds 21, Sancho Lyttle at Indiana, 5/17/14
 Assists 10, Shoni Shimmel at Indiana, 5/17/14



ALL-TIME SERIES RESULTS (20-20, 3-5)

Date	Site	W/L	Score	Date	Site	W/L	Score	Date	Site	W/L	Score	
6/13/08	ATL	W	76-67	5/31/13	IND	L	77-86	PLAYOFFS	9/22/11	IND	W	82-74
7/16/08	IND	L	77-81	6/25/13	ATL	L	60-76		9/25/11	ATL	L	77-94
8/30/08	IND	W	87-72	8/10/13	IND	W	80-66		9/27/11	IND	L	67-83
9/8/08	ATL	W	81-77	9/4/13	ATL	L	80-89 OT	9/28/12	IND	L	66-75	
6/6/09	ATL	L	86-87 2OT	5/17/14	IND	L	88-90 2OT	9/30/12	ATL	W	103-88	
7/5/09	IND	W	78-74	5/25/14	ATL	W	82-77 OT	10/2/12	IND	W	75-64	
7/17/09	IND	W	84-79	6/29/14	IND	L	68-76	9/26/13	ATL	L	79-84	
5/16/10	ATL	L	62-66	7/1/14	ATL	W	77-70	9/29/13	IND	L	53-67	
6/19/10	IND	W	94-91	7/12/14	IND	L	74-93					
7/16/10	IND	W	89-70	6/16/15	ATL	W	90-79					
8/1/10	ATL	L	74-90	8/7/15	IND	W	106-77					
8/6/10	IND	W	95-93	8/28/15	IND	L	84-90					
7/19/11	ATL	L	74-84	9/11/15	ATL	W	75-67					
8/27/11	IND	L	80-86	5/20/16	IND	W	94-85					
8/30/11	ATL	L	90-92	5/29/16	ATL	L	76-85					
9/11/11	IND	L	88-93	7/15/16	IND	W	78-72					
5/19/12	IND	W	92-84	6/15/17	IND	W	85-74					
5/27/12	ATL	W	78-62	7/7/17	ATL	L	68-89					
6/26/12	ATL	L	58-70	8/26/17	ATL	L	74-79 OT					
8/18/12	IND	W	86-72									
9/5/12	ATL	L	64-71									

CHICAGO SKY

2301 S. Lake Shore Drive
 McCormick Place, East Building - Lakeside Center
 Chicago, IL 60616
 Tel: (312) 828-9550
 Ticket Information: (866) SKY-WNBA
www.ChicagoSky.net

Facebook: [Facebook.com/ChicagoSky](https://www.facebook.com/ChicagoSky) | Twitter: @WNBACHicagoSky | Instagram: @ChicagoSky

TEAM DIRECTORY

Principal Owner Michael Alter
 Chairman & Minority Owner Margaret Stender
 President & CEO Adam Fox
 General Manager & Head Coach Amber Stocks
 Assistant Coaches Carla D. Morrow, Awvee Storey
 Strength & Conditioning Coach/
 Director of Basketball Operations Ann Crosby
 Cell: (678-409-6096
 acrosby@chicagosky.net
 Player Development Coach Emre Vatansever
 Executive Director, Integrated Marketing Jada Peterson
 Tel.: (312) 994-5981
 jpeterson@chicagosky.net
 Media & Communications Manager Kelly Kane
 Office: (312) 994-5984 | Cell: (312) 925-9559
 kkane@chicagosky.net

QUICK FACTS

Conference Eastern
 Arena Wintrust Arena (10,387)
 Colors Sky Blue, Yellow and White
 TV WCIU/The U Too

TEAM HISTORY

Franchise Evolution Chicago Sky, 2006 to present
 Franchise Record 179-229 (.439)
 Franchise Playoff Record 7-12 (.368)
 WNBA Titles 0
 2017 Record 12-22, 10th in WNBA
 2017 Playoffs did not qualify

2018 SCHEDULE VS. FEVER

5/19 at Indiana (MyINDY-TV 23, NBATV) 1:00 p.m.
 8/18 at Indiana (FSI, NBATV) 4:00 p.m.
 8/19 at Chicago 6:00 p.m.
 All times ET

SERIES RECORD

Overall Fever 34, Sky 14
 At Indiana Fever 18, Sky 6
 At Chicago Fever 16, Sky 8
at UIC Pavilion (2006-09) Fever 4, Sky 3
at Allstate Arena (2010-17) Fever 12, Sky 5
at Wintrust Arena (2018 to present) Fever 0, Sky 0
 Playoffs Fever 5, Sky 3
 At Indiana Fever 3, Sky 1
 At Chicago Fever 2, Sky 2
at Allstate Arena Fever 2, Sky 1
at UIC Pavilion Fever 0, Sky 1
at Wintrust Arena Fever 0, Sky 0

REGULAR SEASON SERIES HIGHS

FEVER TEAM

Most Points 95 at Indiana, 9/9/16
 95 at Chicago, 6/29/16
 Fewest Points 57 at Chicago, 7/22/14
 Largest Victory 29 at Chicago (83-54), 7/10/09

SKY TEAM

Most Points 106 at Chicago, 8/4/15
 Fewest Points 51 at Chicago, 7/6/10
 Largest Victory 26 at Indiana (98-72), 6/14/15

FEVER INDIVIDUAL

Points 28, Tamika Catchings at Chicago, OT, 5/22/10
 Rebounds 13, Tamika Catchings at Indiana, 7/18/07
 Assists 11, Tamika Catchings at Indiana, 7/8/07

SKY INDIVIDUAL

Points 31, Elena Delle Donne at Chicago, 6/5/15
 Rebounds 20, Candice Dupree at Chicago, 8/7/07
 Assists 10, Courtney Vandersloot at Indiana, 8/4/17



ALL-TIME SERIES RESULTS (34-14, 5-3)

Date	Site	W/L	Score
5/26/06	CHI	W	75-60
6/21/06	IND	W	77-55
7/30/06	CHI	W	69-64
8/13/06	IND	L	73-80
7/8/07	IND	W	86-70
7/18/07	IND	W	75-74
7/21/07	CHI	L	65-68
8/7/07	CHI	W	75-70 2OT
7/2/08	IND	W	74-67
7/12/08	IND	W	66-57
7/22/08	CHI	L	60-68
7/10/09	CHI	W	83-54
7/15/09	IND	W	84-74
8/5/09	IND	W	76-67
9/10/09	CHI	L	79-86
5/22/10	CHI	W	92-86 OT
5/23/10	IND	W	69-61
6/27/10	CHI	W	70-64
7/6/10	CHI	W	58-51
7/27/10	IND	W	78-74
6/4/11	IND	W	65-57
7/21/11	IND	W	77-63
8/7/11	CHI	L	69-88
9/4/11	CHI	W	88-80

Date	Site	W/L	Score
5/25/12	CHI	W	83-72
6/16/12	IND	W	84-70
6/27/12	CHI	W	81-72
7/7/12	IND	W	88-86 OT
9/1/12	IND	W	81-64
6/22/13	IND	L	61-71
8/3/13	IND	W	79-58
8/6/13	CHI	W	64-58
9/6/13	CHI	W	82-77
5/16/14	CHI	L	71-74
6/20/14	CHI	W	83-75
7/17/14	IND	W	82-64
7/22/14	CHI	L	57-60
8/16/14	IND	W	71-67
6/5/15	CHI	L	72-95
6/14/15	IND	L	72-98
6/26/15	IND	L	77-83
8/4/15	CHI	L	82-106

Date	Site	W/L	Score
6/10/16	IND	L	64-73
6/29/16	CHI	W	95-83
9/9/16	IND	W	95-88
6/18/17	CHI	W	91-79
6/28/17	CHI	W	82-75
8/4/17	IND	L	70-81
PLAYOFFS			
9/20/13	CHI	W	85-72
9/22/13	IND	W	79-57
8/30/14	IND	W	77-70
9/1/14	CHI	L	84-86 2OT
9/3/14	IND	L	62-75
9/17/15	* CHI	L	67-84
9/27/15	IND	W	70-64
9/29/15	CHI	W	100-89

* played at UIC Pavilion

CONNECTICUT SUN

1 Mohegan Sun Blvd.
 Uncasville, CT 06382
 Tel: (860) 862-4000
 Ticket Information: (877) 786-8499
www.ConnecticutSun.com

Facebook: [Facebook.com/ConnecticutSun](https://www.facebook.com/ConnecticutSun) | Twitter: [@ConnecticutSun](https://twitter.com/ConnecticutSun) | Instagram: [@ConnecticutSun](https://www.instagram.com/ConnecticutSun)

TEAM DIRECTORY

Owner The Mohegan Tribe
 Chief Executive Officer Mitchell Etes
 Vice President.....Amber Cox
 Head Coach and General Manager..... Curt Miller
 Assistant Coaches..... Steve Smith, Brandi Poole
 Video and Travel Coordinator..... Chris Koclanes
 Head Athletic Trainer.....Rosemary Ragle
 Strength and Conditioning Coach.....Tim Yuhas
 Media and Community Relations Manager..... Bill Tavares
 Office: (860) 862-4073 | Cell: (860) 961-0240
btavares@connecticutsun.com
 Media, Community & Events Supervisor.....Jen Hildebrand
 Office: (860) 862-4087 | Cell: (860) 961-2245
jhildebrand@connecticutsun.com

QUICK FACTS

Conference Eastern
 Arena Mohegan Sun Arena (9,323)
 Colors Navy Blue, Red, Gold, Orange
 TV NBC Sports Boston/WTIC Fox 61

TEAM HISTORY

Franchise EvolutionConnecticut Sun 2003-present
 Orlando Miracle 1999-2002;
 Franchise Record326-278 (.540)
 Franchise Playoff Record21-21 (.500)
 WNBA Titles..... 0
 2017 Record 21-13, 4th in WNBA
 2017 Playoffs WNBA Second Round
 lost to Phoenix, 1-0

2018 SCHEDULE VS. FEVER

5/26 at Connecticut 7:00 p.m.
 6/24 at Indiana (FSI) 5:00 p.m.
 6/27 at Connecticut (NBATV)..... 7:00 p.m.
 All times ET

SERIES RECORD

OverallFever 29, Sun 38
 At IndianaFever 18, Sun 16
 At Orlando Fever 2, Sun 3
 at TD Waterhouse Centre (2000-02)..... Fever 2, Sun 3
 At Connecticut.....Fever 9, Sun 19
 at Mohegan Sun Arena (2003-present) Fever 9, Sun 19
 Playoffs Fever 4, Sun 4
 At Indiana Fever 3, Sun 1
 At Connecticut..... Fever 1, Sun 3
 at Mohegan Sun Arena..... Fever 1, Sun 3

REGULAR SEASON SERIES HIGHS

FEVER TEAM

Most Points 95 at Indiana, 6/21/12
 Fewest Points 55 at Connecticut, 9/2/11
 55 at Connecticut, 7/26/05
 55 at Connecticut, 8/3/03
 Largest Victory.....34 at Indiana (95-61), 6/21/12

SUN TEAM

Most Points 95 at Connecticut, 9/13/09
 Fewest Points 46 at Connecticut, 5/27/08
 Largest Victory..... 28 at Connecticut (83-55), 9/2/11

FEVER INDIVIDUAL

Points..... 32, Tamika Catchings at Indiana, 8/7/02
 32, Katie Douglas at Indiana, 7/30/09
 Rebounds 16, Tamika Catchings at Connecticut, 6/26/03
 Assists..... 11, Coquese Washington at Indiana, 8/7/02

SUN INDIVIDUAL

Points..... 32, Nykesha Sales at Indiana, 8/15/07
 Rebounds 16, Tina Charles at Connecticut, 9/2/11
 Assists..... 10, Lindsay Whalen at Connecticut, OT, 7/6/04
 10, Shannon Johnson at Indiana, 6/20/03
 10, Shannon Johnson at Indiana, 6/3/00



ALL-TIME SERIES RESULTS (29-38, 4-4)

Date	Site	W/L	Score	Date	Site	W/L	Score	Date	Site	W/L	Score
6/3/00	IND	L	82-88	5/27/08	CON	W	75-46	6/30/15	CON	W	92-84
6/17/00	ORL	W	79-54	7/5/08	IND	W	81-74	7/28/15	CON	W	75-73 OT
7/6/00	ORL	L	60-72	8/28/08	IND	L	58-84	8/2/15	IND	W	83-70
								9/1/15	IND	W	81-51
6/18/01	IND	L	65-72	7/2/09	IND	W	67-53	6/5/16	CON	W	88-77
7/13/01	IND	W	74-60	7/19/09	CON	L	61-67	7/13/16	IND	L	64-86
8/14/01	ORL	L	72-78	7/30/09	IND	W	94-85	9/13/16	CON	L	87-89
				9/13/09	CON	L	85-95				
6/11/02	ORL	W	75-69	6/11/10	CON	L	77-86	5/20/17	IND	W	81-79
7/3/02	ORL	L	71-79 OT	6/13/10	IND	W	77-67	7/1/17	CON	L	85-91
8/7/02	IND	W	70-63	7/14/10	IND	L	68-77	7/30/17	CON	L	73-89
				8/15/10	CON	W	79-66				
6/20/03	IND	W	84-74	6/25/11	IND	W	75-70	PLAYOFFS			
6/26/03	CON	W	94-90 2OT	7/13/11	IND	W	90-78	9/8/05	IND	L	68-73
8/3/03	CON	L	55-66	7/17/11	CON	L	71-76	9/10/05	CON	L	67-77 OT
8/25/03	IND	L	62-72	7/28/11	CON	W	69-58	8/23/07	CON	L	88-93 3OT
				9/2/11	CON	L	55-83	8/25/07	IND	W	78-59
6/22/04	IND	L	58-63	6/8/12	IND	L	81-89	8/27/07	IND	W	93-88 OT
7/6/04	CON	L	77-79 OT	6/19/12	CON	L	85-88 OT				
7/11/04	IND	L	61-65	6/21/12	IND	W	95-61	10/5/12	CON	L	64-76
9/19/04	CON	L	60-80	9/19/12	CON	L	67-73	10/8/12	IND	W	78-76
								10/11/12	CON	W	87-71
7/13/05	IND	W	64-53	6/12/13	IND	L	61-73				
7/26/05	CON	L	55-68	7/6/13	IND	W	78-66				
8/6/05	IND	L	65-74	8/1/13	CON	L	64-70				
8/23/05	CON	W	69-63	9/7/13	IND	W	69-60				
				9/15/13	CON	L	80-82 OT				
7/1/06	IND	L	66-76								
8/9/06	IND	L	63-71	5/29/14	IND	W	79-65				
8/11/06	CON	W	87-68	6/7/14	CON	L	71-88				
				6/17/14	CON	L	67-89				
6/22/07	IND	L	74-78	7/10/14	IND	W	72-68				
6/29/07	CON	L	67-72								
8/4/07	CON	L	59-84								
8/15/07	IND	L	74-77								

DALLAS WINGS

500 East Border Street, Suite 250
Arlington, Texas 76010
Tel: (817) 469-9464

www.DallasWingsBasketball.com

Facebook: [Facebook.com/DallasWingsBasketball](https://www.facebook.com/DallasWingsBasketball) | Twitter: [@DWingsHoops](https://twitter.com/DWingsHoops) | Instagram: [@DallasWingsBasketball](https://www.instagram.com/DallasWingsBasketball)

TEAM DIRECTORY

Owner & Chairman..... Bill Cameron
Vice Chairman & Managing Partner..... Chris Christian
President, CEO and Partner..... Greg Bibb
Vice President, Basketball Operations..... Ashley Miller
Head Coach..... Fred Williams
Assistant Coaches..... Taj McWilliams-Franklin, Erin Phillips
Athletic Trainer..... Allison Russell
Strength and Conditioning Coach..... Danny Wardell
Basketball Operations Assistant..... Am Okonkwo
Director, Basketball Communications..... Bianca Gamez
Office: (817) 900-9464 | Cell: (817) 437-2929
..... bgamez@dallaswings.com
Public Relations Assistant..... Taylor Czajkowski
Cell: (785) 221-4405
..... tczajkowski@dallaswings.com

QUICK FACTS

Conference..... Western
Arena..... College Park Center (7,000)
Colors..... Navy and Volt
TV..... FOX Sports Southwest

TEAM HISTORY

Franchise Evolution..... Dallas Wings, 2016 to Present
..... Tulsa Shock, 2010 to 2015
..... Detroit Shock, 1998 to 2009
Franchise Record..... 296-372 (.443)
Franchise Playoff Record..... 30-22 (.577)
WNBA Titles..... 3 (2003, 2006, 2008)
2017 Record..... 16-18, 7th in WNBA
2017 Playoffs..... WNBA First Round
..... lost to Washington, 1-0

2018 SCHEDULE VS. FEVER

6/8..... at Indiana..... 7:00 p.m.
7/5..... at Dallas..... 8:00 p.m.
8/2..... at Indiana (FSI, NBATV)..... 7:00 p.m.
All times ET

SERIES RECORD

Overall..... Fever 30, Wings 24
At Indiana..... Fever 19, Wings 7
At Detroit..... Fever 6, Wings 13
at Palace of Auburn Hills (2000-2009)..... Fever 6, Wings 13
At Tulsa..... Fever 4, Wings 2
at BOK Center (2010-15)..... Fever 4, Wings 2
At Dallas..... Fever 1, Wings 2
at College Park Center (2016-present)..... Fever 1, Wings 2
Playoffs..... Fever 4, Wings 7
At Indiana..... Fever 3, Wings 2
At Detroit..... Fever 1, Wings 5
at Palace of Auburn Hills..... Fever 1, Wings 5

REGULAR SEASON SERIES HIGHS

FEVER TEAM

Most Points..... 102 at Indiana, 6/25/14
Fewest Points..... 40 at Detroit, 8/25/05
Largest Victory..... 33 at Indiana (91-58), 9/23/12

WINGS TEAM

Most Points..... 111 at Detroit, 6/18/00
Fewest Points..... 54 at Detroit, 6/19/09
..... 54 at Indiana, 7/6/03
Largest Victory..... 37 at Detroit (111-74), 6/18/00

FEVER INDIVIDUAL

Points..... 33, Shavonte Zellous at Indiana, 6/25/14
Rebounds..... 16, Tamika Catchings at Indiana, OT, 6/15/05
Assists..... 10, Briann January at Indiana, 6/14/11
..... 10, Rita Williams at Indiana, 8/12/01

WINGS INDIVIDUAL

Points..... 32, Skylar Diggins at Indiana, 6/25/14
..... 32, Deanna Nolan at Indiana, OT, 6/15/05
Rebounds..... 18, Cheryl Ford at Detroit, 6/16/06
Assists..... 9, Swin Cash at Indiana, 6/9/04



ALL-TIME SERIES RESULTS (30-24, 4-7)

Date	Site	W/L	Score	Date	Site	W/L	Score	Date	Site	W/L	Score
6/9/00	DET	L	76-80	6/16/07	DET	W	77-67	5/14/16	IND	L	79-90
6/18/00	DET	L	74-111	7/20/07	IND	L	80-89	6/25/16	DAL	W	92-87
8/7/00	IND	L	63-74	8/11/07	DET	L	69-74	9/18/16	IND	W	83-60
				8/19/07	IND	W	72-66				
6/22/01	IND	W	77-56	5/21/08	DET	L	71-76	5/30/17	DAL	L	62-89
6/23/01	DET	W	74-70	5/31/08	IND	L	65-74	6/3/17	IND	W	91-85
8/12/01	IND	W	83-66	9/5/08	DET	L	68-90	7/25/17	DAL	L	82-84
6/1/02	IND	W	79-62								
6/2/02	DET	W	78-65	6/19/09	DET	W	66-54	PLAYOFFS			
8/9/02	DET	L	54-55	6/21/09	IND	W	82-70	8/17/06	IND	L	56-68
				8/15/09	IND	W	82-59	8/19/06	DET	L	83-98
6/24/03	DET	L	60-68	9/4/09	DET	L	63-70	8/31/07	IND	W	75-65
7/6/03	IND	W	85-54					9/2/07	DET	L	63-77
7/16/03	IND	L	68-70	5/29/10	TUL	L	74-79	9/3/07	DET	L	65-81
8/2/03	DET	L	58-72	7/8/10	IND	W	100-72				
6/9/04	IND	L	79-83	6/14/11	IND	W	82-74	9/19/08	IND	L	72-81
6/12/04	DET	L	68-72	8/5/11	TUL	W	85-65	9/21/08	DET	W	89-82 OT
6/29/04	DET	W	69-68					9/23/08	DET	L	61-80
7/16/04	IND	W	85-73	6/23/12	TUL	W	73-70	9/23/09	DET	L	56-72
				9/23/12	IND	W	91-58	9/25/09	IND	W	79-75
6/15/05	IND	W	84-79 OT					9/26/09	IND	W	72-67
7/15/05	IND	W	62-57	6/28/13	IND	W	80-69				
7/17/05	DET	W	59-58	7/25/13	TUL	W	71-60				
8/25/05	DET	L	40-55								
5/20/06	IND	W	67-60	6/25/14	IND	L	102-107 OT				
6/16/06	DET	L	63-71	7/8/14	TUL	W	78-76				
6/29/06	IND	W	66-56								
8/01/06	DET	L	66-70	7/15/15	IND	W	83-80				
				8/30/15	TUL	L	70-76				

LAS VEGAS ACES

980 Kelly Johnson Drive, Suite 140
Las Vegas, NV 89119
Tel: TBD

Ticket Information: (877) 632-7400
www.LasVegasAces.com

Facebook: [Facebook.com/LVAces](https://www.facebook.com/LVAces) | Twitter: @LVAces | Instagram: @LVAces

TEAM DIRECTORY

Chairman & CEO, MGM Resorts International Jim Murren
President, MGM Resorts International Bill Hornbuckle
Senior Vice President, Entertainment Rick Arpin
President of Basketball Ops/Head Coach Bill Laimbeer
Assistant Coaches Vicki Johnson, Kelly Raimon
Assistant GM/Strength Coach Laura Ramus
Director of Basketball Operations LaTonya Holley
Video Coordinator/Road Business Manager Richard Hilliard
Director of Public Relations John Maxwell
..... Cell: (702) 883-8478
..... jmaxwell@lasvegasaces.com

QUICK FACTS

Conference Western
Arena Mandalay Bay Events Center (12,000)
Colors Red, Black, Gold and Silver

TEAM HISTORY

Franchise Evolution Las Vegas Aces, 2018 to present
..... San Antonio Stars, 2014-17;
..... San Antonio Silver Stars, 2003-13;
..... Utah Starzz, 1997 to 2002
Franchise Record 291-405 (.418)
Franchise Playoff Record 10-23 (.303)
WNBA Titles 0
2017 Record 8-26, 12th in WNBA
2017 Playoffs did not qualify

2018 SCHEDULE VS. FEVER

6/12 at Indiana 7:00 p.m.
7/22 at Las Vegas 6:00 p.m.
8/11 at Las Vegas 10:30 p.m.
All times ET

SERIES RECORD

Overall Fever 18, Aces 18
At Indiana Fever 8, Aces 10
At Utah Fever 0, Aces 3
at Delta Center (2000-02) Fever 0, Aces 3
At San Antonio Fever 10, Aces 5
at AT&T Center (2003-14; 2016-18) Fever 10, Aces 4
at Freeman Coliseum (2015) Fever 0, Aces 1
At Las Vegas Fever 0, Aces 0
at Mandalay Bay Events Center (2018-present)
..... Fever 0, Aces 0

REGULAR SEASON SERIES HIGHS

FEVER TEAM

Most Points 85 at Indiana, OT, 7/1/16
Fewest Points 53 at San Antonio, 6/11/08
Largest Victory 34 at Indiana (81-57), 7/23/03

STARS TEAM

Most Points 88 at Indiana, 7/5/12
Fewest Points 47 at Indiana, 7/23/03
Largest Victory 19 at San Antonio (84-65), 7/23/09

FEVER INDIVIDUAL

Points 31, Olympia Scott at Indiana, 7/10/02
Rebounds 17, Erlana Larkins at Indiana, OT, 7/1/16
Assists 8, Briann January at San Antonio, 6/17/16

STARS INDIVIDUAL

Points 31, Moriah Jefferson at Indiana, OT, 7/1/16
Rebounds 15, Natalie Williams at Utah, 7/29/00
Assists 10, Jennifer Azzi at Utah, 8/4/01



ALL-TIME SERIES RESULTS (18-18)

Date	Site	W/L	Score	Date	Site	W/L	Score	Date	Site	W/L	Score
7/29/00	UTA	L	71-79	6/11/08	SA	L	53-64	7/10/15	IND	W	83-76
				6/15/08	IND	L	60-70	7/21/15	* SA	L	62-80
7/18/01	IND	L	57-61	7/23/09	SA	L	65-84	6/17/16	SA	W	84-75
8/4/01	UTA	L	54-65	8/27/09	IND	W	77-66	7/1/16	IND	L	85-87 OT
6/18/02	UTA	L	71-79					9/6/16	SA	W	71-69
7/10/02	IND	L	69-82	6/3/10	IND	W	79-57	7/12/17	IND	L	72-79
7/23/03	IND	W	81-47	8/20/10	SA	L	61-75	7/20/17	SA	L	61-85
6/1/04	SA	W	79-60	8/9/11	IND	W	81-68	9/2/17	IND	L	71-75
9/10/04	IND	L	65-82	8/16/11	SA	W	65-63				
7/21/05	IND	W	66-53	7/5/12	IND	L	72-88				
8/11/05	SA	W	57-50	9/7/12	SA	W	82-78				
5/23/06	SA	W	62-53	5/24/13	SA	W	79-64				
8/5/06	IND	W	76-70	8/21/13	IND	W	80-63				
7/24/07	IND	L	63-71 OT	7/5/14	IND	L	70-71				
8/17/07	SA	W	59-55	7/26/14	SA	W	75-68				

* played at Freeman Coliseum

LOS ANGELES SPARKS

5120 Goldleaf Circle, Suite 130
 Los Angeles, CA 90056
 Tel: (213) 929-1300
 Ticket Information: (888) 929-7849
www.LASparks.com

Facebook: Facebook.com/LosAngelesSparks | Twitter: @LA_Sparks | Instagram: @LA_Sparks

TEAM DIRECTORY

Ownership Investment group led by
 Earvin "Magic" Johnson and Mark. R. Walter
 President and COO Christine Simmons
 Executive Vice President & General Manager Penny Toler
 Senior Vice President Natalie White
 Assistant General Manager Michael Fischer
 Head Coach Brian Agler
 Assistant Coaches Tonya Edwards, Bobbie Kelsey
 Director of Sports Medicine/Trainer Courtney Watson
 Strength and Conditioning Coach Kelly Dormandy
 Basketball Operations/Scouts Thomas Archie
 Director of Communications TBD

QUICK FACTS

Conference Western
 Arena Staples Center (13,141)
 Colors Purple, Teal & Yellow
 TV Spectrum SportsNet

TEAM HISTORY

Franchise Evolution Los Angeles Sparks, 1997 to present
 Franchise Record 424-272 (.609)
 Franchise Playoff Record 45-38 (.542)
 WNBA Titles 3 (2001, 2002, 2016)
 2017 Record 26-8, 2nd in WNBA
 2017 Playoffs WNBA Finals
 defeated Phoenix, 3-0; lost to Minnesota, 3-2

2018 SCHEDULE VS. FEVER

5/22 at Indiana (Twitter) 7:00 p.m.
 6/19 at Los Angeles 10:30 p.m.
 7/20 at Los Angeles 10:30 p.m.
 All times ET

SERIES RECORD

Overall Fever 11, Sparks 24
 At Indiana Fever 8, Sparks 9
 At Los Angeles Fever 3, Sparks 15
 at Staples Center (2000-present) Fever 3, Sparks 15

REGULAR SEASON SERIES HIGHS

FEVER TEAM

Most Points 98 at Indiana, 7/31/11
 Fewest Points 51 at Los Angeles, 7/19/04
 Largest Victory 35 at Indiana (98-63), 7/31/11

SPARKS TEAM

Most Points 94 at Los Angeles, 8/16/13
 94 at Los Angeles, 7/6/16
 Fewest Points 56 at Los Angeles, 7/5/07
 Largest Victory 31 at Los Angeles (82-51), 7/19/04

FEVER INDIVIDUAL

Points 29, Monica Maxwell at Indiana, 6/28/00
 Rebounds 13, Erlana Larkins at Indiana, 8/8/13
 Assists 8, Coquese Washington at Los Angeles, 7/28/02

SPARKS INDIVIDUAL

Points 34, Candace Parker at Indiana, 7/15/14
 Rebounds 20, Nneka Ogwumike at Indiana, 7/12/12
 Assists 11, Nikki Teasley at Los Angeles, 6/12/03



ALL-TIME SERIES RESULTS (11-24)

Date	Site	W/L	Score	Date	Site	W/L	Score	Date	Site	W/L	Score
6/28/00	IND	L	73-82	5/29/08	IND	W	82-78 2OT	8/18/15	LA	W	79-68
8/6/01	LA	L	66-81	6/22/08	LA	L	63-77	8/26/15	IND	L	79-81
7/17/02	IND	L	58-73	6/12/09	IND	W	73-61	7/6/16	LA	L	88-94
7/28/02	LA	L	62-80	8/10/09	LA	L	63-75	7/19/16	IND	W	92-82
6/12/03	LA	L	66-74	7/22/10	IND	W	76-57	9/4/16	LA	L	81-88
6/25/04	IND	W	71-67	8/10/10	LA	W	82-76	5/24/17	IND	W	93-90
7/19/04	LA	L	51-82	7/31/11	IND	W	98-63	6/24/17	IND	L	73-84
6/28/05	IND	L	58-61	8/18/11	LA	L	70-75	7/17/17	LA	L	62-80
8/13/05	LA	L	59-69	7/12/12	IND	L	74-77				
7/7/06	LA	L	60-72	8/21/12	LA	L	69-79				
7/22/06	IND	L	68-73	8/8/13	IND	L	64-74				
5/24/07	IND	W	83-70	8/16/13	LA	L	72-94				
7/5/07	LA	W	57-56	7/15/14	IND	L	78-86				
				7/28/14	LA	L	73-77				

MINNESOTA LYNX

The Courts at Mayo Clinic Square
 600 Hennepin Ave., Suite 300
 Minneapolis, MN 55403
 Tel: (612) 673-1600
 Ticket Information: (612) 673-8400
www.LynxBasketball.com

Facebook: [Facebook.com/MinnesotaLynx](https://www.facebook.com/MinnesotaLynx) | Twitter: [@MinnesotaLynx](https://twitter.com/MinnesotaLynx) | Instagram: [@MinnesotaLynx](https://www.instagram.com/MinnesotaLynx)

TEAM DIRECTORY

Owner..... Glen Taylor
 Chief Executive Officer Ethan Casson
 Executive Vice President and CFO Roger Griffith
 Vice President of Lynx Business Ops..... Carley Knox
 Head Coach Cheryl Reeve
 Assistant Coaches
 Shelley Patterson, James Wade, Walt Hopkins
 Athletic Trainers..... Chuck Barta, Kate Taber
 Basketball Operations Coordinator Clare Duwelius
 Basketball Communications Manager..... Aaron Freeman
 Office: (612) 673-8413 | Cell: (612) 257-1437
 aaron.freeman@timberwolves.com
 Additional PR Contact..... Sara Perez
 Office: (612) 673-1655 | Cell: (612) 257-3850
 sara.perez@timberwolves.com

QUICK FACTS

Conference Western
 Arena Target Center
 Colors Blue, Green, Silver, Light Blue and Red
 Flagship Radio BOB-106 FM
 TV FOX Sports North

TEAM HISTORY

Franchise Evolution Minnesota Lynx, 1999 to present
 Franchise Record 347-291 (.544)
 Franchise Playoff Record 41-18 (.695)
 WNBA Titles..... 4 (2011, 2013, 2015, 2017)
 2017 Record 27-7, 1st in WNBA
 2017 Playoffs WNBA Champion
 defeated Washington, 3-0; defeated Los Angeles, 3-2

2018 SCHEDULE VS. FEVER

7/3..... at Minnesota (Twitter) 8:00 p.m.
 7/11..... at Indiana (MyINDY-TV 23)..... 12:00 p.m.
 7/18..... at Minnesota (NBATV)..... 1:00 p.m.
 All times ET

SERIES RECORD

Overall Fever 13, Lynx 23
 At Indiana Fever 7, Lynx 11
 At Minnesota Fever 6, Lynx 12
 at Target Center (2000-16; 2018-present) . Fever 6, Lynx 11
 at Xcel Center (2017) Fever 0, Lynx 1
 Playoffs Fever 5, Lynx 4
 At Indiana Fever 3, Lynx 1
 At Minnesota Fever 2, Lynx 3
 at Target Center Fever 2, Lynx 3

REGULAR SEASON SERIES HIGHS

FEVER TEAM

Most Points 91 at Minnesota, 8/13/09
 Fewest Points 45 at Minnesota, 7/19/05
 Largest Victory..... 38 at Minnesota (89-51), 6/6/10

LYNX TEAM

Most Points 111 at Minnesota, 8/18/17
 Fewest Points 51 at Minnesota, 6/6/10
 Largest Victory..... 59 at Minnesota (111-52), 8/18/17

FEVER INDIVIDUAL

Points..... 31, Candice Dupree at Indiana, 8/6/17
 Rebounds 14, Tamika Catchings at Indiana, OT, 8/22/10
 Assists..... 9, Tamika Catchings at Indiana, 7/24/08

LYNX INDIVIDUAL

Points..... 35, Maya Moore at Minnesota, 8/24/13
 Rebounds 16, Nicky Anosike at Minnesota, 8/13/09
 Assists..... 8, Seimone Augustus, at Minnesota, 8/18/17
 8, Maya Moore at Minnesota, 5/27/16
 8, Nicole Ohlde at Minnesota, 6/2/06
 8, Helen Darling at Indiana, 7/8/04
 8, Teresa Edwards at Indiana, 7/26/03
 8, Betty Lennox at Minnesota, 8/6/00



ALL-TIME SERIES RESULTS (13-23, 5-4)

Date	Site	W/L	Score
8/6/00	MIN	L	75-80
6/12/01	MIN	W	65-60
6/16/01	IND	W	67-65
7/26/02	IND	W	73-63
6/21/03	MIN	L	58-66
7/26/03	IND	L	65-70
7/8/04	IND	W	58-56
9/3/04	MIN	W	69-61
6/24/05	IND	W	57-55
7/19/05	MIN	L	45-66
6/2/06	MIN	L	87-92
8/3/06	IND	W	69-59
5/19/07	IND	W	83-64
5/29/07	MIN	W	89-75
7/24/08	IND	L	80-84 OT
9/9/08	MIN	L	76-86
6/7/09	IND	L	74-96
8/13/09	MIN	W	91-81
6/6/10	MIN	W	89-51
8/22/10	IND	L	79-83 OT

Date	Site	W/L	Score
6/26/11	MIN	W	78-75
7/15/11	IND	L	70-80
9/14/12	IND	L	64-66
9/17/12	MIN	L	79-86
7/11/13	IND	L	62-69
8/24/13	MIN	L	77-84
6/22/14	MIN	L	77-83
8/5/14	IND	L	64-66
6/6/15	IND	L	69-78
9/4/15	MIN	L	65-81
5/27/16	MIN	L	71-74
6/14/16	MIN	L	63-87
9/16/16	IND	L	75-82
8/6/17	IND	W	84-82
8/18/17	MIN	L	52-111
8/30/17	IND	L	69-80

Date	Site	W/L	Score
PLAYOFFS			
10/14/12	MIN	W	76-70
10/17/12	MIN	L	71-83
10/19/12	IND	W	76-59
10/21/12	IND	W	87-78
10/4/15	MIN	W	75-69
10/6/15	MIN	L	71-77
10/9/15	IND	L	77-80
10/11/15	IND	W	69-75
10/14/15	MIN	L	52-69

NEW YORK LIBERTY

Two Pennsylvania Plaza
 New York, NY 10121
 Tel: (212) 564-9622
 Ticket Information: (212) 465-6766
www.NYLiberty.com

Facebook: [Facebook.com/NewYorkLiberty](https://www.facebook.com/NewYorkLiberty) | Twitter: @NYLiberty | Instagram: @NewYorkLiberty

TEAM DIRECTORY

Executive Chairman/CEO, Madison Square Garden Company
 James L. Dolan
 President, Madison Square Garden Company
 Andrew Lustgarten
 Team President Isiah Thomas
 Chief Operating Officer Daakeia Clarks
 Head Coach Katie Smith
 Assistant Coach Herb Williams
 Assistant Coach Barbara Farris
 Vice President, Basketball Operations Dan Padover
 Director of Player & Franchise Development
 Teresa Weatherspoon
 Director of Franchise Development Swin Cash
 Athletic Trainer Chantal Hart
 Manager, Communications Ajah Hawley-Alexander
 Office: (212) 485-7116 | Cell: (347) 515-8141
 ajah.hawley-alexander@msg.com

QUICK FACTS

Conference Eastern
 Arena Westchester County Center (5,000)
 Colors Black, Seafoam Green, Light Blue, Orange and White
 TV MSG Network

TEAM HISTORY

Franchise Evolution New York Liberty, 1997 to present
 Franchise Record 371-325 (.533)
 Franchise Playoff Record 27-36 (.429)
 WNBA Titles 0
 2017 Record 22-12, 3rd in WNBA
 2017 Playoffs WNBA Second Round
 lost to Washington, 1-0

2018 SCHEDULE VS. FEVER

6/2 at Indiana (FSI) 7:00 p.m.
 6/10 at New York 3:00 p.m.
 8/4 at New York (NBATV) 3:00 p.m.
 All times ET

SERIES RECORD

Overall Fever 41, Liberty 27
 At Indiana Fever 24, Liberty 10
 At New York Fever 17, Liberty 17
at Madison Square Garden (2000-10, 2014-17)
 Fever 12, Liberty 13
at Radio City Music Hall (2004) Fever 0, Liberty 1
at Arthur Ashe Stadium (2008) Fever 1, Liberty 0
at Prudential Center (2011-13) Fever 4, Liberty 3
at Westchester County Center (2018-present)
 Fever 0, Liberty 0
 Playoffs Fever 8, Liberty 6
 At Indiana Fever 6, Liberty 0
 At New York Fever 2, Liberty 6
at Madison Square Garden Fever 2, Liberty 5
at Prudential Center Fever 0, Liberty 1

REGULAR SEASON SERIES HIGHS

FEVER TEAM
 Most Points 98 vs. New York, 9/1/16
 Fewest Points 50 vs. New York, 8/23/17
 Largest Victory 33 at New York (77-44), 8/8/06

LIBERTY TEAM

Most Points 102 at New York, 30T, 6/26/08
 Fewest Points 44 at New York, 8/8/06
 Largest Victory 32 at New York (91-59), 6/3/16

FEVER INDIVIDUAL

Points 33, Erica Wheeler at New York, 8/8/17
 Rebounds 16, Erlana Larkins at Indiana, 7/23/13
 Assists 9, Tamika Catchings at Indiana, 6/5/10

LIBERTY INDIVIDUAL

Points 40, Cappie Pondexter at New York, OT, 7/18/10
 Rebounds 15, Tina Charles at Indiana, OT, 6/19/16
 Assists 12, Teresa Weatherspoon at New York, 6/30/00



ALL-TIME SERIES RESULTS (41-27, 8-6)

Date	Site	W/L	Score	Date	Site	W/L	Score	Date	Site	W/L	Score	Date	Site	W/L	Score
6/10/00	IND	L	62-70	6/18/08	IND	W	83-69	5/31/14	IND	W	70-66	8/26/10	NY	L	73-85
6/23/00	IND	L	60-69	6/26/08	NY	L	96-102 3OT	8/10/14	NY	W	90-76	8/29/10	IND	W	75-67
6/30/00	NY	L	70-72	7/19/08	** NY	W	71-55	8/14/14	IND	W	76-63	9/1/10	NY	L	74-77
				9/11/08	IND	W	74-59	8/17/14	NY	L	61-73				
6/2/01	NY	L	58-75									9/15/11	IND	W	74-72
7/8/01	IND	L	56-58	6/26/09	NY	W	82-81 OT	6/9/15	NY	L	79-86	9/17/11	*** NY	L	72-87
7/9/01	NY	L	65-72	6/27/09	IND	W	63-54	6/19/15	NY	W	80-63	9/19/11	IND	W	72-62
				9/8/09	NY	W	69-63	7/29/15	IND	W	84-72				
6/8/02	IND	W	71-62					8/23/15	IND	W	80-79	9/23/15	NY	L	67-84
6/25/02	NY	L	55-74	6/5/10	IND	W	78-73	9/13/15	IND	W	81-76	9/27/15	IND	W	70-64
7/19/02	IND	L	62-70	7/18/10	NY	W	84-81 OT				9/29/15	NY	W	66-51	
				8/3/10	IND	L	72-82	6/3/16	NY	L	59-91				
6/7/03	IND	W	86-66	8/17/10	NY	L	57-78	6/19/16	IND	L	75-78 OT				
7/10/03	IND	W	76-69					7/21/16	NY	W	82-70				
7/20/03	NY	L	65-73	6/10/11	IND	L	80-81	9/1/16	IND	W	98-77				
8/22/03	NY	W	64-51	6/11/11	*** NY	W	86-80								
				8/13/11	IND	W	82-71	7/28/17	IND	L	84-85				
5/21/04	IND	W	69-67	9/9/11	*** NY	L	75-83	8/8/17	NY	L	76-81				
6/11/04	NY	W	72-68					8/23/17	IND	L	50-71				
6/19/04	IND	W	70-65	6/2/12	IND	W	91-68								
9/16/04	* NY	L	71-77 OT	6/3/12	*** NY	L	72-87								
				7/10/12	IND	W	84-82	PLAYOFFS							
5/26/05	NY	W	67-59	8/30/12	*** NY	W	76-63	8/16/02	IND	W	73-55				
6/10/05	IND	W	62-59					8/18/02	NY	L	65-84				
7/31/05	NY	L	53-67	6/5/13	*** NY	L	68-75 OT	8/20/02	NY	L	60-75				
8/27/05	IND	W	75-50	7/13/13	*** NY	W	74-53	8/30/05	NY	W	63-51				
				7/23/13	IND	L	72-77	9/1/05	IND	W	58-50				
5/30/06	IND	W	91-70	8/30/13	*** NY	W	73-67								
6/13/06	NY	W	80-78 OT	9/13/13	IND	W	66-63								
8/8/06	NY	W	77-44												
6/5/07	NY	L	67-78												
6/10/07	IND	W	80-61												
6/24/07	NY	W	74-63												
7/12/07	IND	W	79-63												

* played at Radio City Music Hall
 ** Liberty Outdoor Classic played at Arthur Ashe Stadium, located in the USTA Billie Jean King National Tennis Center
 *** played at Prudential Center (Newark, NJ)

PHOENIX MERCURY

201 East Jefferson Street
 Phoenix, AZ 85004
 Tel: (602) 379-2000
 Ticket Information: (602) 252-WNBA
www.phoenixmercury.com

Facebook: [Facebook.com/PhoenixMercury](https://www.facebook.com/PhoenixMercury) | Twitter: [@PhoenixMercury](https://twitter.com/PhoenixMercury) | Instagram: [@PhoenixMercury](https://www.instagram.com/PhoenixMercury)

TEAM DIRECTORY

Managing Partner..... Robert Sarver
 Executive VP, General Manager..... Jim Pitman
 Vice President..... Ann Meyers Drysdale
 Chief Operating Officer..... Vince Kozar
 Head Coach Sandy Brondello
 Assistant Coaches..... Julie Hairgrove, Todd Troxel
 Athletic Trainer Alicia Yamamoto
 Strength and Conditioning Coach..... Jonathan Mak
 Equipment Manager..... Denise Romero
 Basketball Communications Manager..... Bryce Marsee
 Office (602) 379-7930 | Cell: (765) 618-0897
 Email: bmarsee@phoenixmercury.com
 Basketball Communications Assistant..... Patrick Smith
 Cell: (989) 545-9864
 Email: patrick.smith@phoenixmercury.com

QUICK FACTS

Conference Western
 Arena Talking Stick Resort Arena (9,629)
 Colors Orange, Purple and Gray
 TV FOX Sports Arizona

TEAM HISTORY

Franchise Evolution Phoenix Mercury, 1997 to present
 Franchise Record 358-338 (.514)
 Franchise Playoff Record 36-29 (.554)
 WNBA Titles 3 (2007, 2009, 2014)
 2017 Record 18-16, T-5th in WNBA
 2017 Playoffs WNBA Semifinals
 beat Seattle, 1-0; beat Connecticut, 1-0;
 lost to Los Angeles, 3-0

2018 SCHEDULE VS. FEVER

6/29 at Indiana 7:00 p.m.
 7/15 at Indiana (MyINDY-TV 23, NBATV) 5:00 p.m.
 8/10 at Phoenix (FSI, NBATV) 10:00 p.m.
 All times ET

SERIES RECORD

Overall Fever 21, Mercury 14
 At Indiana Fever 11, Mercury 7
 At Phoenix Fever 10, Mercury 7
 at Talking Stick Resort Arena (2000-present)
 Fever 10, Mercury 6
 Playoffs Fever 2, Mercury 4
 At Indiana Fever 1, Mercury 2
 At Phoenix Fever 1, Mercury 2
 at Talking Stick Resort Arena Fever 1, Mercury 2

REGULAR SEASON SERIES HIGHS

FEVER TEAM

Most Points 110 at Indiana, 8/13/10
 Fewest Points 56 at Phoenix, 7/24/04
 Largest Victory 22 at Phoenix (104-82), 8/8/10

MERCURY TEAM

Most Points 106 at Indiana, 9/2/09
 Fewest Points 56 at Phoenix, 8/14/05
 56 at Phoenix, 7/31/02
 Largest Victory 23 at Phoenix (85-62), 5/17/17

FEVER INDIVIDUAL

Points 30, Katie Douglas at Indiana, 9/9/12
 Rebounds 15, Tamika Catchings at Indiana, 6/15/07
 Assists 9, Rita Williams at Indiana, 7/1/01

MERCURY INDIVIDUAL

Points 38, Brittney Griner at Indiana, 6/7/17
 Rebounds 18, Candice Dupree at Phoenix, OT, 6/10/11
 Assists 11, Diana Taurasi at Phoenix, 8/14/13



ALL-TIME SERIES RESULTS (21-14, 2-4)

Date	Site	W/L	Score	Date	Site	W/L	Score	Date	Site	W/L	Score
7/8/00	IND	L	65-66	8/8/09	PHO	W	90-83	5/18/16	IND	W	97-93
7/26/00	PHO	L	65-79	9/2/09	IND	L	90-106	7/8/16	PHO	W	78-60
7/1/01	IND	W	86-78	8/8/10	PHO	W	104-82	9/1/16	IND	L	65-79
7/31/02	PHO	W	58-56	8/13/10	IND	W	110-90	5/17/17	PHO	L	62-85
7/2/03	IND	W	79-65	6/19/11	PHO	L	89-93 OT	6/7/17	IND	L	90-98 OT
7/3/04	IND	W	61-60	6/28/11	IND	W	91-86	7/19/17	PHO	W	84-77
7/24/04	PHO	L	56-71	8/25/12	PHO	W	85-72	PLAYOFFS			
5/24/05	IND	W	83-76	9/9/12	IND	W	89-83	9/29/09	PHO	L	116-120 OT
8/14/05	PHO	W	62-56	6/8/13	IND	L	67-82	10/1/09	PHO	W	93-84
6/23/06	PHO	W	83-73	8/14/13	PHO	L	58-75	10/4/09	IND	W	86-85
7/18/06	IND	W	71-65	6/27/14	IND	L	76-81	10/7/09	IND	L	77-90
6/15/07	IND	L	78-89	8/2/14	PHO	L	69-79	10/9/09	PHO	L	86-94
7/29/07	PHO	L	75-80	6/12/15	IND	W	77-74	9/21/16	IND	L	78-89
7/27/08	PHO	W	88-84	8/16/15	PHO	W	75-63				
9/14/08	IND	W	103-89								

SEATTLE STORM

3421 Thorndyke Ave. W.
Seattle, WA 98119
Tel: (206) 217-WNBA

Ticket Information: (206) 217-WNBA
www.StormBasketball.com

Facebook: [Facebook.com/SeattleStorm](https://www.facebook.com/SeattleStorm) | Twitter: [@SeattleStorm](https://twitter.com/SeattleStorm) | Instagram: [@SeattleStorm](https://www.instagram.com/SeattleStorm)

TEAM DIRECTORY

Owner Force 10 Hoops L.L.C.
President & General Manager Alisha Valavanis
Head Coach Dan Hughes
Assistant Coaches Gary Kloppenburg, Crystal Robinson
Player Development Coach Ryan Webb
Director of Basketball Operations Talisa Rhea
Head Athletic Trainer Tom Spencer
Player and Public Relations Manager Kimberly Veale
..... Office: (206) 272-2706 | Cell: (510) 599-9674
..... kveale@stormbasketball.com
Additional PR Contact Seth Dahle
..... Office: (206) 217-9622 ext. 2516 | Cell: (817) 201-8428
..... sdahle@stormbasketball.com

QUICK FACTS

Conference Western
Arena KeyArena at Seattle Center (9,686)
Colors Green, Gold and White
TV Q13 FOX (KCPQ Ch. 13) and JOEtv (KZJO Ch. 22)

TEAM HISTORY

Franchise Evolution Seattle Storm, 2000 to present
Franchise Record 303-303 (.500)
Franchise Playoff Record 19-22 (.463)
WNBA Titles 2 (2004, 2010)
2017 Record 15-19, 12th in WNBA
2017 Playoffs WNBA First Round
..... lost to Phoenix, 1-0

2018 SCHEDULE VS. FEVER

6/22 at Seattle 10:00 p.m.
7/24 at Indiana 7:00 p.m.
8/7 at Indiana (NBATV) 7:00 p.m.
All times ET

SERIES RECORD

Overall Fever 19, Storm 17
At Indiana Fever 14, Storm 4
At Seattle Fever 5, Storm 13
at KeyArena (2000-present) Fever 5, Storm 13

REGULAR SEASON SERIES HIGHS

FEVER TEAM

Most Points 93 at Seattle, 7/10/16
Fewest Points 51 at Seattle, 6/10/03
..... 51 at Seattle, 6/21/02
Largest Victory 28 at Indiana (90-62), 6/13/07

STORM TEAM

Most Points 94 at Seattle, 5/28/17
Fewest Points 45 at Indiana, 7/14/00
Largest Victory 27 at Seattle (78-51), 6/10/03

FEVER INDIVIDUAL

Points 29, Katie Douglas at Seattle, 6/25/10
Rebounds 14, Tamika Catchings at Seattle, 6/17/11
Assists 7, Briann January at Seattle, 7/10/16
..... 7, Tamika Catchings at Seattle, 8/22/09
..... 7, Kelly Miller at Seattle, 6/4/05
..... 7, Tamika Catchings at Indiana, 6/28/03
..... 7, Tamika Catchings at Seattle, 6/21/02

STORM INDIVIDUAL

Points 32, Breanna Stewart at Seattle, 7/10/16
Rebounds 15, Lauren Jackson at Seattle, 6/4/05
Assists 11, Sue Bird at Indiana, 6/28/03



ALL-TIME SERIES RESULTS (19-17)

Date	Site	W/L	Score	Date	Site	W/L	Score	Date	Site	W/L	Score
7/14/00	IND	W	64-45	6/20/08	SEA	L	70-78	6/1/16	IND	W	85-75
8/1/00	SEA	L	60-66	7/18/08	IND	L	59-65	6/12/16	IND	L	88-90
6/4/01	IND	L	71-74	6/9/09	IND	W	73-66	7/10/16	SEA	W	93-82
6/21/02	SEA	L	51-63	8/22/09	SEA	L	60-74	5/14/17	SEA	L	82-87
6/10/03	SEA	L	51-78	6/17/10	IND	W	72-65	5/28/17	SEA	L	70-94
6/28/03	IND	W	79-70	6/25/10	SEA	L	81-85	6/9/17	IND	W	83-80
7/22/04	SEA	L	54-59	6/17/11	SEA	L	54-68				
9/13/04	IND	L	70-76	7/5/11	IND	W	78-61				
6/4/05	SEA	L	77-83	8/23/12	SEA	W	68-66				
8/4/05	IND	W	78-68	9/12/12	IND	W	72-48				
6/11/06	IND	W	69-62	6/30/13	IND	W	71-63				
7/9/06	SEA	W	74-62	8/17/13	SEA	L	70-77				
6/13/07	IND	W	90-62	6/11/14	IND	W	76-68				
7/27/07	SEA	L	75-89	7/31/14	SEA	W	76-67				
				7/8/15	IND	W	88-65				
				8/21/15	SEA	W	75-63				

WASHINGTON MYSTICS

601 F Street NW, 3rd floor
 Washington, D.C., 20004
 Tel: (202) 628-3200

Ticket Information: (877) DC-HOOP1
www.WashingtonMystics.com

Facebook: [Facebook.com/WashingtonMystics](https://www.facebook.com/WashingtonMystics) | Twitter: @WashMystics | Instagram: @OfficialWashingtonMystics

TEAM DIRECTORY

Owner Monumental Sports & Entertainment
 Chairman Ted Leonsis
 President & Managing Partner Sheila C. Johnson
 General Manager & Head Coach Mike Thibault
 Assistant General Manager Maria Giovannetti
 Assistant Coaches Marianne Stanley, Eric Thibault
 Head Athletic Trainer Chalisa Fonza
 Director of Corporate & Mystics Communications Ketsia Colimon
 Office: (202) 527-7535 | (571) 235-6305
kcolimon@monumentalsports.com
 Additional PR Contact Jackson Filyo
jfilyo@monumentalsports.com

QUICK FACTS

Conference Eastern
 Arena Capital One Arena (10,100)
 Colors Red, White, Navy and Silver
 Flagship Radio Webcast
 TV Comcast SportsNet

TEAM HISTORY

Franchise Evolution Washington Mystics, 1998 to present
 Franchise Record 273-395 (.409)
 Franchise Playoff Record 7-21 (.250)
 WNBA Titles 0
 2017 Record 18-16, T-5th in WNBA
 2017 Playoffs WNBA Semifinals
 defeated Dallas, 1-0; defeated New York, 1-0
 lost to Minnesota, 3-0

2018 SCHEDULE VS. FEVER

5/20 at Washington (NBATV) 1:00 p.m.
 5/24 at Indiana 7:00 p.m.
 8/15 at Indiana (NBATV) 7:00 p.m.
 All times ET

SERIES RECORD

Overall Fever 40, Mystics 28
 At Indiana Fever 20, Mystics 13
 At Washington Fever 20, Mystics 15
 at *Capital One Arena (2000-present)*..Fever 20, Mystics 15
 Playoffs Fever 4, Mystics 0
 At Indiana Fever 2, Mystics 0
 At Washington Fever 2, Mystics 0
 at *Verizon Center* Fever 1, Mystics 0
 at *Comcast Center (2009)* Fever 1, Mystics 0

REGULAR SEASON SERIES HIGHS

FEVER TEAM

Most Points 92 at Washington, 7/29/03
 Fewest Points 48 at Washington, 7/8/08
 Largest Victory 32 at Indiana (83-51), 8/21/11

MYSTICS TEAM

Most Points 100 at Washington, 8/12/17
 Fewest Points 42 at Indiana, 9/4/04
 Largest Victory 23 at Indiana (92-69), 8/27/16

FEVER INDIVIDUAL

Points 34, Katie Douglas at Indiana, 7/28/09
 Rebounds 15, Tamika Whitmore at Indiana, 7/31/07
 15, Tamika Catchings at Washington, 6/18/05
 15, Tamika Catchings at Indiana, 8/12/03
 Assists 10, Coquese Washington at Washington, 7/24/03

MYSTICS INDIVIDUAL

Points 34, Chamique Holdsclaw at Washington, 7/24/03
 Rebounds 15, Crystal Langhorne at Indiana, 9/7/11
 15, Chamique Holdsclaw at Washington, 7/29/03
 Assists 9, Annie Burgess at Indiana, 7/20/01



ALL-TIME SERIES RESULTS (40-28, 4-0)

Date	Site	W/L	Score	Date	Site	W/L	Score	Date	Site	W/L	Score
7/12/00	WAS	W	81-58	5/17/08	IND	W	64-53	6/20/15	IND	L	75-87
7/20/00	WAS	L	74-85	7/8/08	WAS	L	48-50	7/2/15	IND	W	73-50
8/3/00	IND	L	71-75	9/2/08	WAS	W	79-68	7/17/15	WAS	L	68-50
								8/11/15	WAS	W	73-62
7/20/01	IND	W	73-65	7/21/09	WAS	W	82-70	9/8/15	WAS	L	72-76 OT
7/22/01	WAS	L	61-69	7/28/09	IND	W	85-81				
8/1/01	IND	W	70-64	8/2/09	WAS	W	87-79	6/22/16	WAS	L	62-76
				9/6/09	IND	W	72-61	8/27/16	IND	L	69-92
6/7/02	WAS	L	68-89					9/11/16	WAS	W	80-73
7/6/02	IND	W	50-45	5/15/10	IND	L	65-72				
8/6/02	WAS	W	64-55	6/29/10	WAS	L	65-68	6/11/17	WAS	L	70-88
				7/24/10	WAS	W	78-73	7/14/17	IND	L	58-72
5/31/03	IND	W	71-60	7/30/10	IND	L	73-77	8/12/17	WAS	L	80-100
7/24/03	WAS	W	80-75					8/20/17	IND	L	82-87
7/29/03	WAS	W	92-91 OT	6/21/11	WAS	W	89-80				
8/12/03	IND	L	80-84	7/9/11	IND	W	68-57				
				7/29/11	WAS	W	61-59	PLAYOFFS			
5/23/04	IND	L	67-68	8/21/11	IND	W	83-51	9/17/09	* WAS	W	88-79
7/1/04	WAS	L	64-69	9/7/11	IND	W	87-69	9/19/09	IND	W	81-74 OT
9/1/04	WAS	W	75-58								
9/4/04	IND	W	69-42	6/15/12	WAS	L	66-67	8/21/14	IND	W	78-73
				8/16/12	IND	W	84-66	8/23/14	WAS	W	81-76 OT
6/18/05	WAS	L	78-88 OT	8/28/12	IND	W	83-68				
7/29/05	IND	W	62-58	9/21/12	WAS	W	66-53				
8/7/05	WAS	L	60-61								
8/18/05	IND	W	67-57	6/16/13	WAS	L	60-64				
				7/19/13	IND	W	77-70				
6/7/06	IND	W	83-70	7/21/13	WAS	W	65-52				
6/27/06	WAS	W	74-67	9/10/13	IND	L	67-69				
7/29/06	IND	L	67-74								
				5/23/14	IND	L	63-79				
6/3/07	IND	W	70-66	6/6/14	WAS	W	64-61				
6/8/07	WAS	W	74-69	7/2/14	WAS	W	80-77				
7/1/07	WAS	W	69-62	8/8/14	IND	L	61-74				
7/31/07	IND	W	66-57								

* played at Comcast Center, University of Maryland (College Park, Md.)

2017 WNBA RECAP

FINAL STANDINGS

EAST	W	L	PCT	GB	HOME	ROAD	LAST-10	STREAK
New York	22	12	.647	-	13- 4	9- 8	10-0	Won 10
Connecticut	21	13	.618	1	12- 5	9- 8	6-4	Lost 2
Washington	18	16	.529	4	11- 6	7-10	4-6	Lost 1
Chicago	12	22	.353	10	4-13	8- 9	4-6	Lost 4
Atlanta	12	22	.353	10	9- 8	3-14	2-8	Lost 2
Indiana	9	25	.265	13	6-11	3-14	1-9	Lost 8

WEST	W	L	PCT	GB	HOME	ROAD	LAST-10	STREAK
Minnesota	27	7	.794	-	15- 2	12- 5	6-4	Won 3
Los Angeles	26	8	.765	1	16- 1	10- 7	8-2	Won 7
Phoenix	18	16	.529	9	9- 8	9- 8	5-5	Won 3
Dallas	16	18	.471	11	10- 7	6-11	5-5	Lost 1
Seattle	15	19	.441	12	10- 7	5-12	5-5	Won 1
San Antonio	8	26	.235	19	6-11	2-15	5-5	Won 1

AWARD WINNERS

All-WNBA First Team (selected by position)

Center	Sylvia Fowles	Minnesota Lynx
Forward	Tina Charles	New York Liberty
Guard	Skylar Diggins-Smith	Dallas Wings
Forward	Candace Parker	Los Angeles Sparks
Guard	Maya Moore	Minnesota Lynx

All-WNBA Second Team (selected by position)

Forward	Nneka Ogumike	Los Angeles Sparks
Forward	Jonquel Jones	Connecticut Sun
Guard	Chelsea Gray	Los Angeles Sparks
Center	Brittney Griner	Phoenix Mercury
Guard	Diana Taurasi	Phoenix Mercury

WNBA Most Valuable Player: Sylvia Fowles (Minnesota Lynx)

Kim Perrot Sportsmanship Award: Sue Bird (Seattle Storm)

WNBA Executive of the Year: Curt Miller (Connecticut Sun)

WNBA Coach of the Year: Curt Miller (Connecticut Sun)

WNBA Defensive Player of the Year: Alana Beard (Los Angeles Sparks)

WNBA Rookie of the Year: Allisha Gray (Dallas Wings)

WNBA Most Improved: Jonquel Jones (Connecticut Sun)

WNBA Sixth Woman of the Year: Sugar Rodgers (New York Liberty)

Peak Performers

Scoring: Brittney Griner (Phoenix Mercury)

Rebounding: Jonquel Jones (Connecticut Sun)

Assists: Courtney Vandersloot (Chicago Sky)

All-Defensive First Team (selected by position)

Guard	Alana Beard	Los Angeles Sparks
Center	Sylvia Fowles	Minnesota Lynx
Forward	Nneka Ogumike	Los Angeles Sparks
Guard	Jasmine Thomas	Connecticut Sun
Forward	Tina Charles	New York Liberty

All-Defensive Second Team (selected by position)

Center	Brittney Griner	Phoenix Mercury
Forward	Alyssa Thomas	Connecticut Sun
Forward	Rebekkah Brunson	Minnesota Lynx
Guard	Maya Moore	Minnesota Lynx
Guard	Briann January	Indiana Fever

All-Rookie Team

Allisha Gray	Dallas Wings
Kelsey Plum	San Antonio Stars
Brittney Sykes	Atlanta Dream
Kaela Davis	Dallas Wings
Shatori Walker-Kimbrough	Washington Mystics

2017 WNBA RECAP

WNBA TEAM STATISTICS

TEAMS' STATISTICS

TEAM	G	FIELD GOALS			3-PT. F.G.'S			FREE THROWS			REBOUNDS			MISCELLANEOUS			SCORING				
		MADE	ATT.	PCT.	MADE	ATT.	PCT.	MADE	ATT.	PCT.	OFF.	DEF.	TOT.	AST	PF	DQ	STL	TO	BLK	PTS	AVG.
DAL	34	979	2414	.406	227	711	.319	744	904	.823	376	796	1172	532	687	5	279	469	127	2929	86.1
CON	34	1098	2452	.448	223	611	.365	505	681	.742	331	917	1248	605	643	4	262	426	98	2924	86.0
MIN	34	1101	2301	.478	203	548	.370	497	626	.794	327	870	1197	696	543	1	274	481	132	2902	85.4
LA	34	1077	2247	.479	181	531	.341	505	613	.824	225	842	1067	634	569	1	316	452	125	2840	83.5
SEA	34	1025	2168	.473	247	681	.363	511	633	.807	216	838	1054	686	615	4	221	485	109	2808	82.6
CHI	34	1098	2380	.461	217	579	.375	379	482	.786	257	891	1148	718	653	5	195	540	190	2792	82.1
PHO	34	973	2209	.440	221	651	.339	617	783	.788	259	832	1091	599	730	4	217	478	153	2784	81.9
WAS	34	967	2323	.416	232	732	.317	613	727	.843	349	886	1235	556	625	3	214	412	155	2779	81.7
NY	34	998	2350	.425	192	579	.332	522	670	.779	365	951	1316	567	671	0	207	444	133	2710	79.7
ATL	34	987	2413	.409	153	525	.291	556	729	.763	343	850	1193	598	663	6	237	447	155	2683	78.9
IND	34	960	2238	.429	154	499	.309	478	568	.842	244	715	959	511	646	6	223	461	104	2552	75.1
SA	34	956	2230	.429	162	486	.333	455	592	.769	314	818	1132	594	650	5	229	558	103	2529	74.4

OPPONENTS' STATISTICS

TEAM	FIELD GOALS			3-PT. F.G.'S			FREE THROWS			REBOUNDS			MISCELLANEOUS			SCORING					
	MADE	ATT.	PCT.	MADE	ATT.	PCT.	MADE	ATT.	PCT.	OFF.	DEF.	TOT.	AST	PF	DQ	STL	TO	BLK	PTS	AVG.	DIFF.
MIN	963	2271	.424	190	605	.314	408	513	.795	277	751	1028	563	644	3	254	529	109	2524	74.2	+11.1
LA	944	2194	.430	204	614	.332	465	588	.791	294	789	1083	585	615	2	208	556	109	2557	75.2	+8.3
NY	929	2278	.408	203	610	.333	543	678	.801	256	825	1081	530	611	2	216	404	130	2604	76.6	+3.1
WAS	1023	2367	.432	215	589	.365	493	624	.790	319	854	1173	632	664	4	198	413	117	2754	81.0	+0.7
SA	1019	2256	.452	194	597	.325	534	680	.785	296	821	1117	679	561	1	266	435	163	2766	81.4	-7.0
CONN	1022	2350	.435	209	600	.348	521	647	.805	264	885	1149	570	642	6	226	472	134	2774	81.6	+4.4
PHO	1014	2313	.438	180	574	.314	576	732	.787	304	873	1177	546	741	5	236	478	116	2784	81.9	0.0
SEA	1045	2360	.443	229	643	.356	489	614	.796	341	824	1165	563	646	7	254	457	113	2808	82.6	0.0
ATL	1014	2314	.438	191	608	.314	592	740	.800	293	931	1224	651	675	2	237	499	177	2811	82.7	-3.8
IND	1034	2186	.473	209	534	.391	588	714	.824	299	897	1196	602	620	5	225	489	111	2865	84.3	-9.2
CHI	1097	2519	.435	203	624	.325	569	726	.784	365	875	1240	705	532	1	304	415	132	2966	87.2	-5.1
DAL	1115	2317	.481	185	535	.346	604	752	.803	298	881	1179	670	744	6	250	506	173	3019	88.8	-2.6

RANK WITHIN LEAGUE

TEAMS' STATISTICS

-----	ATL	CHI	CON	DAL	IND	LA	MIN	NY	PHO	SA	SEA	WAS
Points/game	10	6	2	1	11	4	3	9	7	12	5	8
FG pct.	11	4	5	12	7	1	2	9	6	8	3	10
FT pct.	11	8	12	4	2	3	6	9	7	10	5	1
3-pt FG pct.	12	1	3	9	11	5	2	8	6	7	4	10
Off. Reb./gm	4	9	5	1	10	11	6	2	8	7	12	3
Def. Reb./gm	6	3	2	11	12	7	5	1	9	10	8	4
Rebounds/game	5	7	2	6	12	10	4	1	9	8	11	3
Assists/game	7	1	5	11	12	4	2	9	6	8	3	10
Steals/game	5	12	4	2	7	1	3	11	9	6	8	10
Turnovers/gm	4	11	2	7	6	5	9	3	8	12	10	1
Blocks/gm	2t	1	12	7	10	8	6	5	4	11	9	2t
Pers.Fouls/gm	9	8	5	11	6	2	1	10	12	7	3	4
DQ/game	11t	8t	5t	8t	11t	2t	2t	1	5t	8t	5t	4

OPPONENTS' STATISTICS

-----	ATL	CHI	CON	DAL	IND	LA	MIN	NY	PHO	SA	SEA	WAS
Points/game	9	11	6	12	10	2	1	3	7	5	8	4
FG pct.	7	6	5	12	11	3	2	1	8	10	9	4
FT pct.	8	1	11	10	12	5	6	9	3	2	7	4
3-pt FG pct.	3	5	9	8	12	6	2	7	1	4	10	11
Off. Reb./gm	4	12	2	7	8	5	3	1	9	6	11	10
Def. Reb./gm	12	8	10	9	11	2	1	5	7	3	4	6
Rebounds/game	11	12	5	9	10	3	1	2	8	4	6	7
Assists/game	9	12	5	10	7	6	3t	1	2	11	3t	8
Steals/game	7	12	5	8	4	2	9t	3	6	11	9t	1
Turnovers/gm	4	10	7	3	5	1	2	12	6	9	8	11
Blocks/gm	12	8	9	11	3	1t	1t	7	5	10	4	6
Pers.Fouls/gm	3	12	7	1	8	9	6	10	2	11	5	4
DQ/game	8t	11t	2t	2t	4t	8t	7	8t	4t	11t	1	6

COMBINATION TEAM/OPPONENT STATISTICS

-----	ATL	CHI	CON	DAL	IND	LA	MIN	NY	PHO	SA	SEA	WAS
Pts/game/diff.	9	10	3	8	12	2	1	4	5t	11	7	5
Off. Reb. Pct.	7	9	6	3	11	10	2	1	8	5	12	4
Def. Reb. Pct.	4	11	2	9	12	5	3	1	8	7	10	6
Total Reb. Pct.	6	10	3	4	11	8	2	1	9	7	12	5

2017 WNBA RECAP

WNBA INDIVIDUAL STATISTICS

POINTS PER GAME	G	FG	FT	PTS	AVG
Griner, Pho.	26	207	155	569	21.9
Stewart, Sea.	33	222	163	656	19.9
Charles, N.Y.	34	262	123	671	19.7
Delle Donne, Was.	25	159	142	493	19.7
Fowles, Min.	34	254	136	644	18.9
Ogumike, L.A.	34	244	134	640	18.8
Diggins-Smith, Dal.	34	192	195	628	18.5
Taurasi, Pho.	31	168	124	556	17.9
Loyd, Sea.	34	208	132	602	17.7
Moore, Min.	34	207	109	588	17.3
Parker, L.A.	33	208	96	557	16.9
Quigley, Chi.	31	191	50	509	16.4
Hayes, Atl.	33	166	158	538	16.3
McBride, S.A.	30	144	124	461	15.4
J. Jones, Ct.	34	181	135	522	15.4
Dupree, Ind.	33	214	67	495	15.0
Johnson, Dal.	33	187	98	493	14.9
A. Thomas, Ct.	33	188	114	490	14.8
Gray, L.A.	34	184	81	502	14.8
Dolson, Chi.	33	194	60	479	14.5
J. Thomas, Ct.	32	171	57	453	14.2
Sykes, Atl.	34	170	94	471	13.9
Gray, Dal.	34	150	106	441	13.0
Langhorne, Sea.	34	180	61	422	12.4
Williams, Ct.	34	185	36	418	12.3
Prince, N.Y.	28	116	72	337	12.0
Toliver, Was.	34	138	52	404	11.9
Wheeler, Ind.	34	156	38	400	11.8
Zellous, N.Y.	34	123	135	397	11.7
Vandersloot, Chi.	27	127	31	311	11.5

REBOUNDS PER GAME	G	OFF	DEF	TOT	AVG
J. Jones, Ct.	34	123	280	403	11.9
Fowles, Min.	34	123	231	354	10.4
Thomas, Was.	34	111	217	328	9.6
Charles, N.Y.	34	69	249	318	9.4
Johnson, Dal.	33	79	221	300	9.1
Stewart, Sea.	33	49	238	287	8.7
Parker, L.A.	33	40	237	277	8.4
Ogumike, L.A.	34	61	202	263	7.7
Griner, Pho.	26	45	153	198	7.6
Williams, Atl.	34	107	139	246	7.2
Lyttle, Atl.	29	49	158	207	7.1
A. Thomas, Ct.	33	47	178	225	6.8
Delle Donne, Was.	25	39	130	169	6.8
Brunson, Min.	30	51	150	201	6.7
Harrison, S.A.	34	72	144	216	6.4
Breland, Chi.	34	54	161	215	6.3
Stokes, N.Y.	34	77	137	214	6.3
Langhorne, Sea.	34	43	163	206	6.1
Dolson, Chi.	33	42	151	193	5.8
Dupree, Ind.	33	35	156	191	5.8
Montgomery, S.A.	34	39	155	194	5.7
Ruffin-Pratt, Was.	34	52	128	180	5.3
Moore, Min.	34	51	120	171	5.0
Vaughn, N.Y.	28	54	83	137	4.9
Plaisance, Dal.	34	43	104	147	4.3

ASSISTS PER GAME	G	AST	AVG
Vandersloot, Chi.	27	218	8.1
Clarendon, Atl.	34	226	6.6
Bird, Sea.	30	199	6.6
Diggins-Smith, Dal.	34	198	5.8
A. Thomas, Ct.	33	147	4.5
Gray, L.A.	34	151	4.4
J. Thomas, Ct.	32	139	4.3
Pondexter, Chi.	29	124	4.3
Parker, L.A.	33	141	4.3
Wheeler, Ind.	34	138	4.1
Augustus, Min.	32	127	4.0
January, Ind.	25	98	3.9
Quigley, Chi.	31	113	3.6
Mitchell, Pho.	34	121	3.6
Moore, Min.	34	119	3.5
Sims, L.A.	31	108	3.5
Loyd, Sea.	34	117	3.4
Montgomery, Min.	34	117	3.4
D. Robinson, Pho.	32	110	3.4
Plum, S.A.	31	106	3.4
Toliver, Was.	34	115	3.4

FIELD GOAL PCT.	FG	FGA	PCT
Fowles, Min.	254	388	.655
Langhorne, Sea.	180	278	.647
Griner, Pho.	207	359	.577
Ogumike, L.A.	244	435	.561
Dolson, Chi.	194	346	.561
J. Jones, Ct.	181	339	.534
Clark, Sea.	106	202	.525
Vandersloot, Chi.	127	246	.516
A. Thomas, Ct.	188	369	.509
Gray, L.A.	184	363	.507
Quigley, Chi.	191	378	.505
Augustus, Min.	148	295	.502
Harrison, S.A.	163	326	.500
Dupree, Ind.	214	433	.494
Delle Donne, Was.	159	322	.494
Lavender, L.A.	104	213	.488
Williams, Atl.	150	308	.487
Meeseman, Was.	135	280	.482
Parker, L.A.	208	435	.478
Breland, Chi.	139	292	.476

3-PT FIELD GOAL PCT.	3FG	3GA	PCT
Gray, L.A.	53	110	.482
J. Jones, Ct.	25	56	.446
Dolson, Chi.	31	71	.437
Quigley, Chi.	77	179	.430
Moore, Min.	65	158	.411
Stricklen, Ct.	71	173	.410
J. Thomas, Ct.	54	134	.403
Currie, S.A.-Pho.	39	98	.398
Bird, Sea.	59	150	.393
Delle Donne, Was.	33	85	.388
Hooper, Ct.-Atl.-Chi	29	75	.387
Loyd, Sea.	54	140	.386
Taurasi, Pho.	96	250	.384
Vandersloot, Chi.	26	68	.382
Hayes, Atl.	48	129	.372
Stewart, Sea.	49	132	.371
Plum, S.A.	35	96	.365
Mitchell, Pho.	36	100	.360
Montgomery, Min.	39	109	.358
Parker, L.A.	45	127	.354
Diggins-Smith, Dal.	49	140	.350

FREE THROW PCT.	FT	FTA	PCT
Delle Donne, Was.	142	149	.953
Hill, Was.	75	80	.938
McBride, S.A.	124	134	.925
Mitchell, Ind.	94	102	.922
Taurasi, Pho.	124	136	.912
Diggins-Smith, Dal.	195	218	.894
Quigley, Chi.	50	56	.893
Sims, L.A.	62	70	.886
Dupree, Ind.	67	76	.882
Clarendon, Atl.	80	91	.879
Prince, N.Y.	72	82	.878
Latta, Was.	54	62	.871
Ogumike, L.A.	134	154	.870
Dolson, Chi.	60	69	.870
Plum, S.A.	60	69	.870
Toliver, Was.	52	60	.867
Loyd, Sea.	132	153	.863
Moore, Min.	109	127	.858
Hayes, Atl.	158	185	.854
Christmas-Kelly, Dal	126	148	.851

STEALS PER GAME	G	STL	AVG
Beard, L.A.	34	71	2.09
Moore, Min.	34	64	1.88
Ogumike, L.A.	34	63	1.85
J. Thomas, Ct.	32	51	1.59
A. Thomas, Ct.	33	52	1.58
Lyttle, Atl.	29	45	1.55
Gray, Dal.	34	52	1.53
Parker, L.A.	33	48	1.45
Sims, L.A.	31	45	1.45
Wheeler, Ind.	34	47	1.38
Diggins-Smith, Dal.	34	45	1.32
Fowles, Min.	34	44	1.29
Christmas-Kelly, Dal	34	43	1.26
Loyd, Sea.	34	43	1.26
Prince, N.Y.	28	35	1.25
Hayes, Atl.	33	41	1.24
Johnson, Dal.	33	41	1.24
Stricklen, Ct.	34	42	1.24
Vandersloot, Chi.	27	33	1.22
Bird, Sea.	30	36	1.20
Stewart, Sea.	33	38	1.15
Mitchell, Ind.	27	31	1.15

BLOCKS PER GAME	G	BLK	AVG
Griner, Pho.	26	65	2.50
Fowles, Min.	34	67	1.97
Williams, Atl.	34	67	1.97
Breland, Chi.	34	59	1.74
Parker, L.A.	33	55	1.67
Stewart, Sea.	33	53	1.61
Meeseman, Was.	23	35	1.52
J. Jones, Ct.	34	50	1.47
Delle Donne, Was.	25	36	1.44
Dolson, Chi.	33	43	1.30
Stokes, N.Y.	34	39	1.15
Thomas, Was.	34	38	1.12
Diggins-Smith, Dal.	34	28	0.82
Gwathmey, Ind.	28	22	0.79
Boyette, Chi.-Atl.	32	24	0.75
Harrison, S.A.	34	25	0.74
Charles, N.Y.	34	24	0.71
Plaisance, Dal.	34	24	0.71
Lyttle, Atl.	29	18	0.62
Howard, Min.	34	21	0.62

MINUTES PER GAME	G	MIN	AVG
Diggins-Smith, Dal.	34	1162	34.2
McBride, S.A.	30	995	33.2
Gray, L.A.	34	1125	33.1
Stewart, Sea.	33	1086	32.9
Quigley, Chi.	31	1000	32.3
Charles, N.Y.	34	1095	32.2
Dupree, Ind.	33	1049	31.8
Griner, Pho.	26	820	31.5
Williams, Atl.	34	1069	31.4
Moore, Min.	34	1063	31.3
Loyd, Sea.	34	1059	31.1
Johnson, Dal.	33	1022	31.0
Ogumike, L.A.	34	1050	30.9
Beard, L.A.	34	1048	30.8
Fowles, Min.	34	1048	30.8
Parker, L.A.	33	1007	30.5
Delle Donne, Was.	25	758	30.3
Vandersloot, Chi.	27	817	30.3
Bird, Sea.	30	901	30.0
Hayes, Atl.	33	989	30.0
Clarendon, Atl.	34	1014	29.8
A. Thomas, Ct.	33	982	29.8
Christmas-Kelly, Dal.	34	1011	29.7
Dolson, Chi.	33	968	29.3
Zellous, N.Y.	34	991	29.1
Toliver, Was.	34	989	29.1

WNBA PLAYOFFS FORMAT

WNBA PLAYOFFS FORMAT

The top eight teams with the highest winning percentage (regardless of conference) will qualify for the 2016 WNBA Playoffs.

- The first and second place teams will be seeded in the semi-finals and the third and fourth place teams will be seeded in the second round.
- In the first round, the fifth seed will host the eighth seed, and the sixth seed will host the seventh seed in a one-game elimination. The winners from round one will be re-seeded to guarantee the third seed will host the lowest seed, and the fourth seed will host the higher seed, each in a one-game elimination second round.
- The winners from the second round will be re-seeded to guarantee the first seed will host the lowest seed, and the second seed will host the higher seed, each in a best-of-five game series (2-2-1) with the top seeds hosting games 1, 2 and 5; and the lower seeds hosting games 3 and 4.
- The winners from the semifinals will meet in a best-of-five game finals series with the top seed hosting games 1, 2 and 5; and the lower seed hosting games 3 and 4.

Tiebreaker Procedure

The following tiebreak procedure shall be used to break ties for playoff eligibility, home court advantage and draft order. In determining draft order, non-playoff teams will always select before playoff teams.

a. **Two-Way Tie Between Teams.** In order to break a tie, the following criteria will be utilized in the order set forth:

- (1) Better record in head-to-head games.
- (2) Better winning percentage against all teams with .500 or better record at the end of the season.
- (3) Better point differential in games - net result of total points scored less total points allowed, head-to-head.
- (4) Better point differential - net result of total points scored less total points allowed, against all opponents.
- (5) Coin toss.

b. **More Than Two Teams Tied.** As many teams as possible will be eliminated at each step. As soon as one or more teams are eliminated at any step, the process must begin again from step (1).

SCHEDULING

WNBA First Round

The No. 5 seed hosts the No. 8 seed, and the No. 6 seed hosts the No. 7 seed, in single-elimination first round games. Winners advance to the second round and are re-seeded.

WNBA Second Round

No. 3 and 4 seeds receive a bye to the second round. The No. 3 seed hosts the lowest remaining seed, and the No. 4 seed hosts the highest remaining seed, in single-elimination second round games. Winners advance to the WNBA Semifinals and are re-seeded.

WNBA Semifinals

No. 1 and 2 seeds receive byes to the WNBA Semifinals. The top two seeds have home-court advantage in a five-game series to reach the WNBA Finals. The No. 1 seed hosts the lowest remaining seed, and the No. 2 seed hosts the highest remaining seed. Series are played in a 2-2-1 format with the higher seeds hosting the first two games and the final game, if necessary.

WNBA Finals

The highest seeded team will have home court advantage in the WNBA Finals. The championship series will be played in a 2-2-1 format with the higher seed hosting the first two games and the final game, if necessary.



WNBA COURT DIAGRAM

