

CALIFORNIA UMBRELLA 2010-2011 CATALOG

Distributed by

Unique Expressions

uniquushasta@charter.net
www.uniqueexpressions.net





CALIFORNIA UMBRELLA has been known for producing high-end, quality patio umbrellas and frames for over 60 years. The California Umbrella Trademark is immediately recognized for its standards in engineering and innovation among all brands in the United States. As a leader in the industry, we strive to provide you with products and service that will satisfy even the most demanding consumers. Our umbrellas are constructed to give the consumer many years of pleasure and our canopy designs are limited only by the imagination. We are dedicated to providing artistic, innovative, fashion conscious and high quality products for all your customers' needs.

PAGE	MODEL	CANOPY SIZE	TILT	POLE DIAMETER	LIFT	COMMERCIAL GRADE	NEW
FIBERGLASS							
1	GSCUF 908	9'	YES	1.5"	CRANK		
2	GSCUF 118	11'	YES	1.5"	CRANK		NEW
3	WOFA 908	9'	NO	1.5"	PULLEY	COMMERCIAL GRADE	NEW
	WOFA 758	7.5'	NO	1.5"	PULLEY	COMMERCIAL GRADE	
	WOFA 118	11'	NO	2"	PULLEY	COMMERCIAL GRADE	
4	WOFA 708	7.5' sq.	NO	1.5"	PULLEY	COMMERCIAL GRADE	
	WOFA 604	6' sq.	NO	1.5"	PULLEY	COMMERCIAL GRADE	NEW
5	EFFO 758	7.5'	NO	1.5"	PULLEY	COMMERCIAL GRADE	
	EFFO 908	9'	NO	1.5"	PULLEY	COMMERCIAL GRADE	NEW
6	LUXY 908	9'	NO	1.5"	PULLEY	COMMERCIAL GRADE	
	LUXY 118	11'	NO	1.5"	PULLEY	COMMERCIAL GRADE	
ALUMINUM							
7	GSCU 908	9'	YES	1.5"	CRANK		
8	GSCU 118	11'	YES	1.5"	CRANK		
9	SDAU 908	9'	YES	1.5"	CRANK		
10	GSPT 758	7.5'	YES	1.5"	CRANK		
	GSPT 908	9'	YES	1.5"	CRANK		
SINGLE POLE							
11	MONT 118	11'	NO	1.5"	PULLEY	COMMERCIAL GRADE	
	MONT 908	9'	NO	1.5"	PULLEY	COMMERCIAL GRADE	
12	UDNT 908	9'	NO	1.5"	PULLEY	COMMERCIAL GRADE	
13	STA 708	7.5' sq.	NO	1.5"	PULLEY	COMMERCIAL GRADE	NEW
	STA 338	10' sq.	NO	1.5"	PULLEY	COMMERCIAL GRADE	NEW
14	STA 118	11'	NO	1.5"	PULLEY	COMMERCIAL GRADE	NEW
	STA 758	7.5'	NO	1.5"	PULLEY	COMMERCIAL GRADE	NEW
	STA 908	9'	NO	1.5"	PULLEY	COMMERCIAL GRADE	NEW
PAGODA & PATIO							
15	SMPT 852PD	8.5'	NO	1.5"	CRANK		
16	SMCU 758	7.5'	YES	1.5"	CRANK		
	SMCU 852	8.5'	YES	1.5"	CRANK		
WOOD							
17	DLPU 758	7.5'	NO	1.5"	PULLEY		
	DLPU 604	6' sq.	NO	1.5"	PULLEY		
18	DLPU 908	9'	NO	1.5"	PULLEY		
	DLPU 118	11'	NO	2"	PULLEY		
CANTILEVER & EZLIFT							
19	BA 908	9'	YES	2"	CRANK		
20	EZF 1118	11' sq.	NO	2"	EZLIFT	COMMERCIAL GRADE	NEW
	EZF 118	11'	NO	2"	EZLIFT	COMMERCIAL GRADE	NEW
	EZF 908	9'	NO	2"	EZLIFT	COMMERCIAL GRADE	NEW
CANOPIES & BASES							
21	CANOPY STYLES						
22	CFMT 160	50 Lbs		FITS 1.5" POLE			
	CFMT 164	80-110 Lbs		FITS 2.25" POLE			
	CFMT 170	70 Lbs		FITS 1.5" POLE		COMMERCIAL GRADE	NEW
	CFMT 172	75 Lbs				COMMERCIAL GRADE	
	CRLY 902	20 Lbs		FITS 1.5" POLE		COMMERCIAL GRADE	NEW
	DISA 918A						
FABRIC SWATCHES & INFO							
23	FABRIC GUIDE						
24	OLEFIN & OUTDURA SWATCHES						
25	SUNBRELLA A SWATCHES						
26	SUNBRELLA AA & SUNBRELLA AAA SWATCHES						
27	LOGO UMBRELLA						
28	TERMS & CONDITIONS						



GSCUF

SIZE: 908 (9' X 8 RIBS)

HEIGHT: 102.4"

POLE DIAMETER: 1.5"

POLE SWATCHES:



GSCUF 908
POLE: 117 BRONZE
COVER: 5440 TERRACOTTA



Top Seller · Collar Tilt · Aluminum Pole
High Durability Fiberglass Ribs · Deluxe Crank Lift System
Reinforced Rib Joints · 45" Extension Bottom Pole As Option

NEW



GSCUF 118
POLE: 117 BRONZE
COVER: 5405 PARROT DWV

GSCUF

SIZE: 118 (11' X 8 RIBS)

HEIGHT: 102.4"

POLE DIAMETER: 1.5"

POLE SWATCHES:



Top Seller · Collar Tilt · High Durability · Aluminum Pole
Fiberglass Ribs · Deluxe Crank Lift System · Reinforced Rib Joints
45" Extension Bottom Pole As Option

NEW
COMMERCIAL GRADE

WOFA

SIZES: 908 (9' X 8 RIBS)
758 (7' X 8 RIBS)
118 (11' X 8 RIBS)

HEIGHT: 102.4" (908,118)
99" (758)

POLE DIAMETER: 1.5" (908,758)
2" (118)



WOFA 758
COVER: 5407 HENNA



WOFA 118
COVER: 5401 PACIFIC BLUE DWV



WOFA 908
COVER: 5484 BRASS

Premium Fiberglass Ribs · Wood Pole · Reinforced Rib Joints
Stainless Steel Parts · Deluxe Pulley Lift

NEW
COMMERCIAL GRADE

WOFA

SIZES: 708 (7.5' X 7.5' X 8 RIBS)
604 (6' X 6' X 4 RIBS)

HEIGHT: 102.4" (708)
99" (604)

POLE DIAMETER: 1.5"



WOFA 708
COVER: 5446 FOREST GREEN
VALANCE OPTION



WOFA 604
COVER: 5413 SPA

Premium Fiberglass Ribs · Wood Pole · Stainless Steel Parts
Square Shape · Reinforced Rib Joints · Deluxe Pulley Lift

Fiberglass

CALIFORNIA UMBRELLA
FOR OVER 60 YEARS

EXPERIENCE UNDER THE SUN

Fiberglass

COMMERCIAL GRADE



EFFO

SIZES: 908 (9' X 8 RIBS)
758 (7.5' X 8 RIBS)

HEIGHT: 102.4" (908)
98" (758)

POLE DIAMETER: 1.5"

POLE SWATCHES:



201
BLACK



EFFO 908
POLE: 201 BLACK
COVER: 5603 HARWOOD CRIMSON



EFFO 758
POLE: 201 BLACK
COVER: 8034 DASH CHARCOAL

COMMERCIAL GRADE



LUXY

SIZES: 118 (11' X 8 RIBS)
908 (9' X 8 RIBS)

HEIGHT: 102.4"

POLE DIAMETER: 1.5"

POLE SWATCH:




001
ANODIZED

LUXY 118
COVER: 5422 ANTIQUE BEIGE DWV



LUXY 908
COVER: 5408 BLACK DWV



Complete Fiberglass Umbrella Including Pole & Ribs

- Manual Lift · Adjustable Height Pole (758 Only)
- High Durability Fiberglass Ribs · Reinforced Rib Joints
- Stainless Steel Parts · Steel Cable & Pin Stop · Pulley Open (908)

- Stainless Steel Single Piece Pole · Reinforced Rib Joints
- Premium Fiberglass Ribs · Deluxe Pulley Lift
- Ideal For Commercial Or Most Demanding Users



GSCU 908
POLE: 170 MATTED WHITE
COVER: 5453 CANVAS/5452 SAPPHIRE BLUE-ED

GSCU

SIZE: 908 (9' X 8 RIBS)

HEIGHT: 102.4"

POLE DIAMETER: 1.5"

POLE SWITCHES:



302 MATTED BLACK
117 BRONZE
913 SAND
170 MATTED WHITE



COLLAR TILT



Top Seller · Collar Tilt · Heavy Duty Aluminum Rib
Deluxe Crank Lift System · High Impact Housing
45" Extension Bottom Pole As Option



GSCU 118
POLE: 117 BRONZE
COVER: 5414 WHEAT DWV

GSCU

SIZE: 118 (11' X 8 RIBS)

HEIGHT: 102.4"

POLE DIAMETER: 1.5"

POLE SWITCHES:



302 MATTED BLACK
117 BRONZE
913 SAND
170 MATTED WHITE



COLLAR TILT



Top Seller · Collar Tilt · Heavy Duty Aluminum Rib
Deluxe Crank Lift System · High Impact Housing
45" Extension Bottom Pole As Option



SDAU

SIZE: 908 (9' X 8 RIBS)

HEIGHT: 102.4"

POLE DIAMETER: 1.5"

POLE SWATCH:



900
CHAMPAGNE



SDAU 908
POLE: 900 CHAMPAGNE
COVER: 56000 DOLCE MANGO



Stainless Steel Cable
Deluxe Crank Lift System · Auto Crank Tilt
Heavy Duty Aluminum Rib · High Impact Housing
45" Extension Bottom Pole As Option



GSPT 908
POLE: 117 BRONZE
COVER: 5608 SEVILLE SEASIDE

GSPT


SIZES: 908 (9' X 8 RIBS)

758 (7.5' X 8 RIBS)

HEIGHT: 102.4"

POLE DIAMETER: 1.5"

POLE SWATCHES:



302
MATTED
BLACK

117
BRONZE



GSPT 758
POLE: 302 MATTED BLACK
COVER: 8050 DUPIONE PARADISE



NEW HOUSING!



Heavy Duty Aluminum Rib · High Impact Housing
Push Button Tilt · Deluxe Crank Lift System
45" Extension Bottom Pole As Option



Aluminum

CALIFORNIA UMBRELLA
FOR OVER 60 YEARS

EXPERIENCE UNDER THE SUN

Aluminum

COMMERCIAL GRADE



MONT

SIZES: 118 (11' X 8 RIBS)
908 (9' X 8 RIBS)

HEIGHT: 102.4"

POLE DIAMETER: 1.5"

DOUBLE WALL THICKNESS

POLE SWATCHES:



MONT 118
POLE: 117 BRONZE
COVER: 5403 JOCKEY RED DWV

MONT 908
POLE: 913 SAND
COVER: 56029

2" Width Aluminum Ribs · Deluxe Pulley Lift
Commercial Grade Aluminum Double Wall Thickness
Single Piece Pole Design · Choice Of Frame Colors

COMMERCIAL GRADE




UDNT

SIZE: 908 (9' X 8 RIBS)

HEIGHT: 102.4"

POLE DIAMETER: 1.5"

POLE SWATCH:



UDNT 908
COVER: 5439 Navy

Complete Stainless Steel Pole & Ribs

Top Seller · Stainless Steel Single Piece Pole
Rib Joint Protectors · Deluxe Pulley Lift

NEW

COMMERCIAL GRADE



STA 338
COVER: 4665 CONCORD/5426 CAPRI-ED

STA

SIZES: 708 (7.5' X 7.5' X 8 RIBS)
708 Not pictured
338 (10' X 10' X 8 RIBS)

HEIGHT: 102.4"

POLE DIAMETER: 1.5"

REPLACEABLE RIBS

POLE SWATCH:



002
SILVER
ANODIZED



Deluxe Pulley Lift · Single Piece Pole Design
Double Wall Commercial Grade Wall Thickness · Replaceable Ribs Design
Double Layer Pocket with Screw-In Security · Stainless Steel Parts

NEW

COMMERCIAL GRADE



STA 118
COVER: 8040 WYNDHAM HONEYDEW DWV

STA

SIZES: 118 (11' X 8 RIBS)
908 (9' X 8 RIBS)
758 (7' X 8 RIBS)
758 Not pictured

HEIGHT: 102.4"

POLE DIAMETER: 1.5"

REPLACEABLE RIBS


POLE SWATCH:



002
SILVER
ANODIZED



STA 908
COVER: 8039 WYNDHAM NUTMEG



Deluxe Pulley Lift · Single Piece Pole Design
Double Wall Commercial Grade Wall Thickness · Replaceable Ribs Design
Double Layer Pocket with Screw-In Security · Stainless Steel Parts

Single Pole

CALIFORNIA UMBRELLA
FOR OVER 60 YEARS

EXPERIENCE UNDER THE SUN

Single Pole



SMPT

SIZE: 852 (8.5' X 12 RIBS)

HEIGHT: 102.4"

POLE DIAMETER: 1.5"

POLE SWATCHES:



SMPT 852 PD
 POLE: 174 WHITE
 COVER: 5404 NATURAL/5403 JOCKEY RED



Classic California Umbrella Design · Deluxe Crank Lift System
 Wide Variety Of Options In Trim, Colors Tassels & Combination Of Fabric Color



SMCU 852
 POLE: 174 WHITE
 COVER: PACIFIC BLUE

SMCU

SIZES: 852 (8.5' X 12 RIBS)
 758 (7.5' X 8 RIBS)

HEIGHT: 92"

POLE DIAMETER: 1.5"

POLE SWATCHES:



SMCU 758
 POLE: 001 ANODIZED
 COVER: SUNFLOWER YELLOW

TWIST TO TILT



COLLAR TILT

Collar Tilt · Deluxe Crank System
 Metal Housing · Cap With Hook For Easy Storage



Pagoda

CALIFORNIA UMBRELLA
 FOR OVER 60 YEARS

EXPERIENCE UNDER THE SUN

Patio



DLPU 758
COVER: 5601 BRAVADA SALSA

DLPU

SIZES: 758 (7.5' X 8 RIBS)
604 (6' X 6' X 4 RIBS)

HEIGHT: 99"

POLE DIAMETER: 1.5"



DLPU 604
COVER: 5457 SUNFLOWER YELLOW
VALANCE OPTION



Deluxe Pulley Lift · Stainless Steel Coupling
Cap With Hook For Easy Storage



DLPU 118
COVER: 5413 SPA DWV

DLPU

SIZES: 118 (11' X 8 RIBS)
908 (9' X 8 RIBS)

HEIGHT: 102.4"

POLE DIAMETER: 2" (118)
1.5" (908)



908 ONLY



DLPU 908
COVER: 5407 HENNA



Deluxe Pulley Lift · Stainless Steel Coupling
11' With 2" Single Piece Pole Design
Cap With Hook For Easy Storage (908)



BA 908
 POLE: 117 BRONZE
 COVER: 5421 PALM

BA

SIZE: 908 (9' X 8 RIBS)

HEIGHT: 103"

POLE DIAMETER: 2"

POLE SWATCH:



117
BRONZE



360 Degrees Rotation · Metal Crank Lift System
 Cross Base Included · Stainless Steel Cable · Dual Direction Tilt
 Must Add Weight Or Secure With Anchors · Recommended Weight At Least 100 lbs

Revolutionary New Lift System & Our Thickest Fiberglass Ribs Ever
 Make this the *Ultimate Commercial Umbrella*

NEW
 COMMERCIAL GRADE



EZF 1118
 POLE: 117 BRONZE
 COVER: 5440 TERRACOTTA

EZF

SIZES: 1118 (11'X11' X 8 RIBS)
 118 (11' X 8 RIBS)

118 not pictured

908 (9' X 8 RIBS)


908 not pictured

POLE DIAMETER: 2"

POLE SWATCH:



117
BRONZE



Patented EZ Lift Umbrella System · 2" Center Pole · Slide Down Housing To Open
 Effortless One Handed Operation · Housing Slides Above Table Height
 16mm Fiberglass Ribs for Maximum Durability · 9' Model Available

CANOPIES

DESIGNER CANOPY STYLES

Six unique and elegant designs with different choices of fabric colors.



DV DOUBLE WIND VENTS

Standard for 11' Umbrellas



AL ALTERNATING PANELS



RM RAD MASTER



ED 9" EDGE DESIGN



MA MIDDLE ACCENT DESIGN



VA 6" VALANCE DESIGN

Custom designs are available in Sunbrella fabric only. Design up-charge applied. Additional lead time required.

BASES



CRLY 902

WEIGHT: 20 LBS
MATERIAL: CAST IRON
DIAMETER: 1.75"
COLOR: BLACK



CFMT 160

WEIGHT: 50 LBS
MATERIAL: STEEL COVER WITH CONCRETE
DIAMETER: 1.75"
COLORS: BLACK, BRONZE, WHITE, CHAMPAGNE

Standard with two pole sizes for free standing or table set



CFMT 172

WEIGHT: 75 LBS
MATERIAL: STEEL COVER WITH CONCRETE
DIAMETER: 1.75"
COLOR: BLACK

Wheels for easy movement!



CMFT 170

WEIGHT: 70 LBS
MATERIAL: STEEL COVER WITH CONCRETE
DIAMETER: 1.75"
COLORS: BLACK, BRONZE

Double knots for better security



CMFT 164

WEIGHT: 80-110 LBS
MATERIAL: POWDER COATED STEEL
DIAMETER: 2.25"
COLOR: BLACK

Wheels for easy movement!




DISA 918A

WEIGHT: 27.18 LBS
MATERIAL: CAST IRON
DIAMETER: 1.6" EACH HOLE
COLOR: BLACK

18 hole display rack for store display or storage

AVAILABLE COLORS



170 MATTED WHITE



900 CHAMPAGNE



117 BRONZE



302 MATTED BLACK

FABRIC SELECTION GUIDE & SWATCHES

- ✓ Selecting the right fabric for your Umbrella can be a challenging endeavor without the right information.
- ✓ The Fabrics available to you vary in color and quality, and it is important to know the differences when deciding what will best serve your Umbrella needs.
- ✓ Please refer to the following Buyers guide to assist you in deciding on the right fabric for you.



Sunbrella is the industry Standard for Acrylic Canvas Fabric, and as a brand, it stands for excellence in all the areas of fabric performance. With the broad range of colors and patterns available in the Sunbrella Fabric catalog we have separated the choices into 3 grades of fabric to better describe the differences, and to extend the most reasonable pricing possible to you. In addition, California Umbrella maintains the Sunbrella 5 year Fade resistance Warranty on all their Canvas products. This is all part of our commitment to be the valued supplier for all of your Umbrella needs.



OLEFIN

Olefin fabrics are an excellent fabric choice for customers looking to shade their space on a budget without sacrificing quality. Made with high durability synthetic Olefin fibers, Olefin Fabrics offer improved fade resistance over lesser grade fabric materials like polyester and cotton without the added expense of acrylic canvas. Olefin fabrics are a strong value, so with some basic care they can give you several years of enjoyment. Olefin color selections match up perfectly with all the most popular colors on the market, so your shade solution is beautiful without breaking the budget.



OUTDURA

Outdura Fabrics are milled in the United States, and are made of Premium Acrylic Canvas material which offers the highest color retention of all the fabric types on the market. Outdura Fabrics have a rich history of quality and performance are used across the outdoor industry for cushions and other applications, so your Umbrella fabric will have no trouble matching up with many of the furniture options available to you. Outdura offers a 5 year Fade Resistance warranty for the canvas they produce, which is part of your Umbrella Purchase.



JACQUARDS AND OTHER FABRICS

With the variety of tastes and design choices available across the world of outdoor furnishings, there are many other highly rated and wonderfully designed fabric choices that often find their way into your design plans. If it can be sewn into a Canopy, we can help you use it to create your perfect setting. Just call us to learn more about all the fabrics you might be looking at.



PREMIUM OLEFIN



OUTDURA QUICK SHIP COLORS FOR GSCUF 908-117




FACTORY STOCK COLORS FOR SUNBRELLA

We support complete Sunbrella fabric colors. Including marine grade fabric as an option. Please call for details.



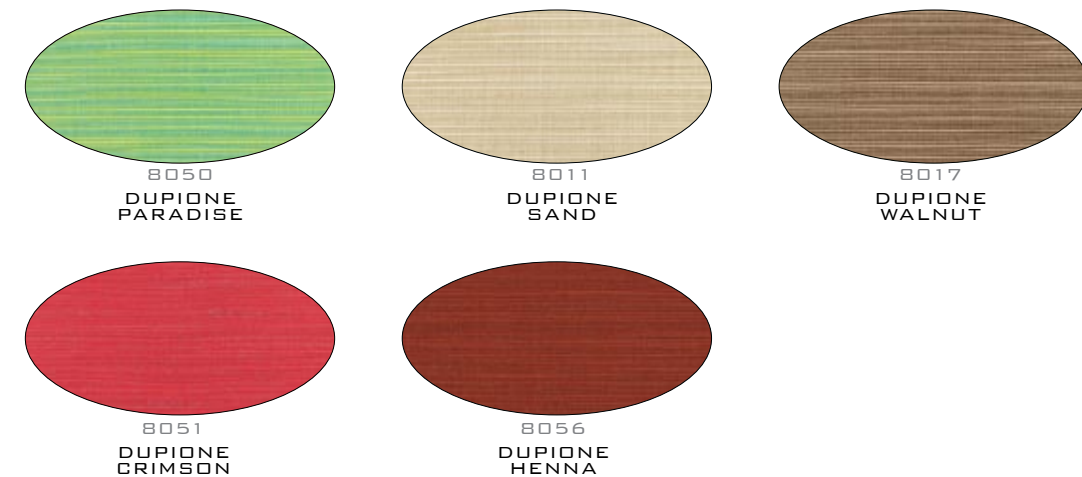
Sunbrella A Grade fabrics are the Outdoor and Furniture Grade fabric of choice for most of the world's best outdoor furniture manufacturers. Made up of solids and stripe patterns, the A Grade of fabric offers tremendous choice and value. These colors are more naturally fade resistant under prolonged sun exposure, so your shade solution stays beautiful for years of use and enjoyment. In this group of options, the savings we realize in the cost of these fabrics is passed on to you.



Sunbrella AA Grade fabrics are enhanced to protect the more sensitive color from fading under even the most extreme sun exposure conditions. The Colors in this grade of fabric are more sensitive to UV exposure, and require increased protection built into the color process in order to ensure that your umbrella maintains the same vibrant look for years of use. Also included in this Grade of Fabric are some expanded options for stripes and special weaves in the fabric, all providing unique design appeal to go with that peak fabric performance.



Sunbrella AAA Grade fabrics are Premium Outdoor and Furniture Grade fabric choices, designed with dramatic colors and special weaves to adorn the highest quality furnishings, and meet with the most demanding taste. Carrying the same great warranty, and made with high quality acrylic fibers that are specifically designed to resist the sun's harmful rays, Sunbrella Grade AAA fabrics are notably the most visually impressive fabrics for use in your outdoor decor. The specialty weaves featured in this grade of fabric build on the texture and aesthetic of the canopy and they are a perfect choice for anyone looking to create a distinguished look.



CUSTOM LOGOS

California Umbrella offers a complete Logo Umbrella Program for the highest level of customization. We will work with you to dial in the most elegant and cost efficient shade solution for your Business, School, Event, or Personal use. Your project is managed from concept to production in order to ensure accuracy, and our process makes it easy to design your Logo Umbrella. Call for pricing details and guidelines to get your project completed faster than you thought possible.



PANEL LAYOUT



You can choose:

- Multi Color and single Color Logos
- 2, 4 or 8 panels
- Valance Printing
- Any color fabric
- And much more!

Designing your Logo Umbrella to meet your needs and budget is easy to do!



GENERAL TERMS AND CONDITIONS

Warranty:

California Umbrella honors a one year warranty to the original purchaser on all our products free from defects in original material and workmanship. California Umbrella will repair or replace your product without any charge during warranty period - please contact us for warranty issue and we will issue a return authorization number. No warranty will be granted without approved return authorization number.

The warranty is not covered if the failure is caused by neglect of necessary care; unreasonable use; unexpected acts of nature climate (hurricane, tornadoes, tropical storms, wind). Customer is responsible for taking the umbrellas down when climate reaches unsafe conditions.

ALL ORDERS:

To ensure that your order is processed without delay we require:

1. A written order to uniqshasta@charter.net or FAX 989-636-7342 with credit card number.
2. Ship date and specific shipping instructions.
3. Our item style number, fabric number, type and color.
4. Quantity of each style.

SHIPMENT:

Our goal is to ship in-season orders within **15-20 business days** of the receipt of order.



UNIQUE
expressions

1608 E. Chippewa River Road
Midland, Michigan 48640

877-516-4677 (toll-free)
www.outdoorfabricunique.com

uniqshasta@charter.net
www.uniquexpressions.net

Quality Patio Umbrellas & Frames
for over 60 years



Unique Expressions
uniqushasta@charter.net
www.uniqueexpressions.com
877-516-4677