

Ranking Scholarly Publishers in Political Science: An Alternative Approach

James C. Garand, *Louisiana State University*

Micheal W. Giles, *Emory University*

ABSTRACT Previous research has documented how political scientists evaluate and rank scholarly journals, but the evaluation and ranking of scholarly book publishers has drawn less attention. In this article, we use data from a survey of 603 American political scientists to generate a ranking of scholarly publishers in political science. We used open-ended questions to ask respondents to identify those scholarly publishers (1) to which they would submit “a very strong book manuscript” in their area of expertise, and (2) that they “read regularly or otherwise rely for the best research” in their area of expertise. Based on these results, we created rankings of scholarly presses based on publication and reading preferences. We find that certain high-profile university presses constitute a clear first tier in American political scientists’ preference orderings, followed by a mix of university and commercial presses that represent the second tier and beyond. Moreover, we confirm the validity of our approach by comparing the results of our rankings (based on open-ended questions) with results from previous research based on respondents’ evaluations and derived from close-ended lists of scholarly presses. Our results demonstrate that the rankings of scholarly publishers are similar for both approaches. These rankings can be used to guide political scientists as they decide where to send their best book-length work.

How the scholarly media in political science are evaluated has long attracted the attention of political scientists. Political scientists are often interested in where they should submit book manuscripts and which scholarly presses are likely to generate the greatest impact for the books that they publish. The ranking of journals and scholarly presses is an integral part of how political scientists evaluate their own work and the scholarly productivity of their colleagues, graduate students, and departments. The evaluation of scholarly media can play an

important role in personnel decisions, including faculty hiring and promotion and tenure decisions. Scholars have adopted various approaches for measuring the impact of scholarly publications, including citations (Giles and Garand 2007; Masuoka, Grofman, and Feld 2007) and subjective evaluations of scholarly journals and book publishers based on surveys of political scientists (Giles and Wright 1975; Giles, Mizell, and Patterson 1989; Garand 1990; Crewe and Norris 1991; Garand and Giles 2003; Garand et al. 2009; Goodson, Dillman, and Hira 1999).

It is fair to say that most of the evaluation of scholarly media in political science has focused on scholarly journals. Previous research shows a fairly clear-cut pecking order of scholarly journals that has remained relatively constant over time (Garand and Giles 2003; Garand et al. 2009). Some notable efforts have been made to evaluate scholarly presses, but these studies have been relatively few and far between. Moore (2010) has reported the results of a 2008 survey of 1,086 American political theorists in which respondents were asked to identify publishers of material relating to political theory whose books they were reading. The resulting ranking is generally consistent with common perceptions of leading scholarly presses, with major university presses dominating the top 15 positions on the list.

James C. Garand is the Emogene Pliner Distinguished Professor and the R. Downs Poindexter Professor of Political Science at Louisiana State University. He has published extensively in the field of American politics and on the sociology of the political science discipline. He is the former editor of the American Politics Quarterly, former president of the State Politics and Policy section of the APSA, and former president of the SPSA. In 2006, he was named the LSU Distinguished Research Master in the Social Sciences. He can be reached at pogara@lsu.edu.

Micheal W. Giles is the Fuller E. Callaway Professor of Political Science at Emory University. His research focuses primarily on courts and judicial behavior and currently concerns the institution of en banc rehearing in the U.S. Courts of Appeals. He has served the profession in many positions, including as president of the SPSA, chair of the Law and Courts section of the APSA, and editor of the Journal of Politics. He can be reached at mgiles@emory.edu.

Perhaps the most noteworthy general study of scholarly book publishers to date is Goodson, Dillman, and Hira's (1999) study, which collected survey data from 347 American political scientists to rank 65 scholarly presses. These researchers asked political scientists to evaluate scholarly publishers on a scale from 0 (poor) to 4 (excellent), as well as whether they were familiar with each of the 65 publishers on their list. Their findings are not particularly surprising. The major university presses (e.g., Cambridge University Press, Princeton University Press, Oxford University Press) dominate the top dozen scholarly presses on the list in terms of quality assessments, with major commercial presses (e.g., Brookings Institution Press, CQ Press, Basic Books) competing with lower-ranked university presses (e.g., Columbia University Press, University of North Carolina Press, Duke University Press) for slots in the second tier. Interestingly, the scholarly publishers with the greatest familiarity for the public comprise a mix of highly regarded university presses and commercial presses.

In this article, we build on previous research relating to the evaluation of scholarly publishers. We use survey data collected from a sample of 603 American political scientists in 2005 to establish a new, updated ranking of scholarly presses. Our approach differs somewhat from that adopted by Goodson, Dillman, and Hira (1999), but it is compatible with the approach adopted by Garand and Giles (2003) and Garand et al. (2009) in their work on journal rankings. We demonstrate that this approach yields updated journal rankings that are similar to those found in Goodson, Dillman, and Hira's study.

DATA AND METHODOLOGY

In 2005, we conducted an omnibus survey of political scientists in the United States. The survey instrument included a wide range of items relating to political scientists' research philosophies; perceptions of what is required for success in political science; and hiring, promotion, and tenure standards. Our original sample was drawn from the APSA membership list and limited to individuals with both a Ph.D. and a faculty rank at American colleges and universities. Our final sample of political scientists who received mailed surveys included 1,164 political scientists from Ph.D.-granting institutions and 572 political scientists from non-Ph.D.-granting institutions, for a total sample of 1,736 individuals. Our response rate was 36% for the Ph.D. subsample and 32% for the non-Ph.D. subsample, yielding a final sample size of 603 and a total response rate of 35%. We conducted a variety of tests to determine the representativeness of our sample and found that no significant differences exist between survey respondents and nonrespondents on most variables; the only exceptions are that women, comparativists, and minority-group members are slightly underrepresented, but even here, the difference between the sample respondents and nonrespondents is not substantively large. A detailed appendix describing the sample's construction is available on request.

We included in the survey two open-ended items designed to measure respondents' perceptions of the leading scholarly presses that publish books in political science. These items mirror items included by Garand and Giles (2003) and Garand et al. (2009) in their previous studies of journal rankings. First, we asked respondents the following question:

Assume that you have just completed what you consider to be a very strong book manuscript on a topic in your area of expertise. Indicate the first book publisher to which you would submit such a manu-

script. Assuming that the book manuscript is rejected at your first choice, please indicate the second and third publishers to which you would submit the manuscript.

This question was designed to offer respondents an alternative way of thinking about evaluations of scholarly presses by eliciting information about how they prioritize the book publishers that they would like to publish their own research. We coded up to three responses to this question and ranked scholarly presses based on the number of first, second, and third responses for each book publisher mentioned. In ranking book publishers, we created a weighted total by assigning three points for the first preference, two points for the second preference, and one point for the third preference.

In addition, we asked respondents, "Which book publishers or presses publish books do you read regularly or otherwise rely on for the best research in your area of expertise? (list up to five book publishers)." For this question, we coded up to five responses, which were aggregated to rank scholarly presses. We created a weighted total by assigning five points for each first preference, four points for each second preference, three points for each third preference, two points for each fourth preference, and one point for each fifth preference.

Some trade-offs are associated with using both an open-ended measure and the list-based measure employed by Goodson, Dillman, and Hira (1999) to evaluate book publishers, as well as by other scholars to evaluate scholarly journals. First, Goodson, Dillman, and Hira provided respondents with a list of book publishers and asked them to evaluate the quality of work that each scholarly press published. The information provided for listed publishers was very useful but, by necessity, limited. Our approach provided less detailed information about how respondents should evaluate each publisher, but the open-ended nature of our questions permitted respondents to offer information about publishers that might not be included in a researcher-produced list. For example, the University Press of Kansas did not meet the criteria for inclusion on the Goodson, Dillman, and Hira list, but our open-ended format permitted respondents to place this press on the list as one of their preferred book publishers.

Second, the Goodson, Dillman, and Hira (1999) approach permitted respondents to evaluate all scholarly presses on a list, while our approach focused only on those book publishers deemed by American political scientists to be among the elite presses publishing political science work. As with rankings of scholarly journals that are based on citations, our study found a rapid drop-off in the relative scores when moving from the highest-ranked scholarly presses to those publishers that fall below the elite levels. Such a drop-off is not generally observed for quality measures that are based on surveys in which respondents are asked to evaluate a list of scholarly journals or publishers. This phenomenon is likely due to a process whereby political scientists perceive many scholarly outlets as reasonable places to publish their research but only a few presses or journals as the elite outlets for publishing the best work in their fields of study (Giles and Garand 2007).

There is value in each of these two approaches, and a case can be made that the best strategy is to use them in tandem (cf. Garand and Giles 2003; Garand et al. 2009). In this article, we use data reported by Goodson, Dillman, and Hira (1999) to draw explicit comparisons between rankings of scholarly presses based on the list-based and open-ended approaches.

Publication Preferences

How do American political scientists compare various book publishers? Table 1 reports the first, second, and third preferences of political science scholars among the top 50 scholarly presses to which they would be willing to send a high-quality book manuscript; the table also reports the total number of times each press was mentioned, the weighted total (with first, second, and third preferences weighted differently), and the relative weighted total (created by dividing the weighted total for each scholarly press by the weighted total for the highest-ranked scholarly press).¹ Ninety-two book publishers received at least one mention, suggesting that political scientists vary considerably in how they prioritize the scholarly publishers to which they might send their best work. Moreover, respondents mentioned 51 different book publishers (35.2% of total mentions) as their first choice for submitting their best scholarly work, with 54 (37.2%) and 68 (46.9%) different publishers mentioned as their second and third choices, respectively. Many of these scholarly presses drew only one or two mentions, but it is clear that political scientists perceive a wide range of possible scholarly outlets for their best research.

As one can see, there is a clear-cut pecking order of scholarly presses. We were struck by the small number of book publishers that hold a dominant position relative to other possible outlets for respondents' best book manuscripts. Cambridge University Press is the clear leader, followed by Princeton University Press. These two scholarly presses outpace all others by a fairly wide margin; Princeton University Press earned 88% of the weighted total preference points of Cambridge University Press, but the next nearest competitors—Oxford University Press and the University of Chicago Press—received only about 41% of the rating points of Cambridge University Press. These four presses are followed, in descending order, by Harvard University Press (24.3% of Cambridge University Press' rating points), Cornell University Press (23.7%), University of Michigan Press (19.4%), Yale University Press (15.8%), University Press of Kansas (14.7%), and CQ Press (9.1%).

The dominance of the leading publishers is particularly noteworthy. Together, Cambridge University Press and Princeton University Press were the first choice of 45% (235 of 524) of responses regarding individuals' first preference for an outlet for a good scholarly book; furthermore, the top 10 publishers received 80% (418 of 524) of respondents' first preference votes for where to send a very good book manuscript. Clearly, most American political scientists perceive these top 10 scholarly presses to be the leading outlets for their book-length manuscripts. The rating points drop off at a very rapid rate; after the 10th ranking position, scholarly presses received less than 10% of Cambridge University Press' rating points.

The second tier of scholarly presses comprises a mix of university presses and commercial publishers. While only one commercial press is represented among the top 10 scholarly presses (CQ Press, ranked 10th), the second tier includes Brookings Institution Press (13th), Lynne Rienner Publishing (16th), Routledge (18th), and Rowman and Littlefield (19th). Good second-tier university presses—University of California Press (11th), Johns Hopkins University Press (12th), Georgetown University Press (14th), MIT Press (15th), Stanford University Press (17th), and Columbia University Press (20th)—round out the second 10 scholarly publishers.

Reading Preferences

In addition to asking respondents about which scholarly press they would prefer to publish a very good book manuscript that they had written, we also asked them to identify the book publishers whose books they "read regularly or otherwise rely on for the best research" in their areas of expertise. Table 2 reports the first, second, third, fourth, and fifth preferences on this item, as well as the total mentions, the weighted total (based on five points for a first mention, four points for the second, and so on), and the relative weighted total.² The responses to this question were very similar to those reported in table 1. First, respondents indicated collectively that they rely on a wide array of book publishers for the best work in their respective fields of study. Indeed, 131 book publishers earned at least one mention, with 58 publishers (40%) mentioned as a first preference; 60 mentioned (41.4%) as a second preference; and 60 (41.4%), 68 (46.9%), and 64 (44.1%) mentioned as third, fourth, and fifth preferences, respectively. American political scientists vary considerably in the scholarly presses on which they rely to read the best work in their field.

Yet again, a clearly-defined set of tiers emerges among the rankings of scholarly presses. Cambridge University Press and Princeton University Press lead the way once more, with preference counts for Princeton University Press constituting slightly more than 80% of the preference counts for Cambridge University Press. After these two, a significant drop-off in rankings occurs, with Oxford University Press (47.8% of the Cambridge University Press weighted total) and University of Chicago Press (44.5%) comprising a second tier. Harvard University Press (29.3%), Cornell University Press (24.2%), University of Michigan Press (23.0%), Yale University Press (22.6%), CQ Press (19.6%), University Press of Kansas (16.9%), and Brookings Institution Press (12.1%) comprise a third group. The remaining scholarly presses on the list each received less than 10% of the preference points enjoyed by Cambridge University Press.

Once again, the dominant positions of Cambridge University Press and Princeton University Press are worth noting. Taken together, these two book publishers were the first-place choices of 43.4% (219 of 505) of first preference responses, and the top 10 publishers represent 76.4% (486 of 505) of respondents' first preferences for sources of the best research in their field of expertise. Although a wide range of scholarly presses are high-priority reading sources for small numbers of political scientists, political scientists seem to look to only a dozen or so publishers for the lions' share of the best book-length research published on topics within their area of interest.

Comparing Open-Ended and List-Based Approaches

Do list-based and open-ended approaches yield similar rankings of scholarly publishers among political scientists? As noted, some differences do distinguish the list-based approach for rating scholarly publishers used by Goodson, Dillman, and Hira (1999) and the open-ended approach used here. However, some evidence does show that these two approaches for evaluating scholarly media in political science generate similar ranking patterns. In their studies of journal ratings, Garand and Giles (2003) and Garand et al. (2009) have found that measures of journal quality and impact based on these two approaches produce similar results. Does this pattern of evaluation also extend to scholarly presses?

As a starting point, we used data from Goodson, Dillman, and Hira (1999) to create an impact score for book publishers that

Table 1

Respondent Preferences for Publisher Submission of High-Quality Book Manuscript, Top-50 Ranked Publishers

RANK	PRESS	1ST	2ND	3RD	TOTAL MENTIONS	WEIGHTED TOTAL [1]	RELATIVE WEIGHTED TOTAL [1]
1	Cambridge University Press	137	80	42	259	613	1.000
2	Princeton University Press	98	102	40	240	538	0.878
3	Oxford University Press	41	46	36	123	251	0.409
4	University of Chicago Press	49	24	54	127	249	0.406
5	Harvard University Press	21	30	26	77	149	0.243
6	Cornell University Press	22	28	23	73	145	0.237
7	University of Michigan Press	12	21	41	74	119	0.194
8	Yale University Press	12	20	21	53	97	0.158
9	University Press of Kansas	15	16	13	44	90	0.147
10	CQ Press	11	6	11	28	56	0.091
11	University of California Press	6	10	9	25	47	0.077
12	Johns Hopkins University Press	3	13	9	25	44	0.072
13	Brookings Institution Press	5	8	7	20	38	0.062
14	Georgetown University Press	4	10	5	19	37	0.060
15	MIT Press	8	0	6	14	30	0.049
16	Lynne Rienner Publishing	4	5	8	17	30	0.049
17	Stanford University Press	4	4	7	15	27	0.044
18	Routledge	5	3	5	13	26	0.042
19	Rowman and Littlefield	4	3	8	15	26	0.042
20	Columbia University Press	4	4	4	12	24	0.039
21	W.W. Norton	5	3	1	9	22	0.036
22	Pearson/Prentice Hall	4	3	1	8	19	0.031
23	University of North Carolina Press	3	3	4	10	19	0.031
24	M. E. Sharpe	3	1	8	12	19	0.031
25	Sage Publications	4	2	1	7	17	0.028
26	University of Pittsburgh Press	0	6	5	11	17	0.028
27	Palgrave-Macmillan	0	7	1	8	15	0.024
28	State University of New York Press	1	2	7	10	14	0.023
29	Basic Books	2	3	1	6	13	0.021
30	Penn State University Press	1	2	4	7	11	0.018
31	Indiana University Press	1	3	2	6	11	0.018
32	Thomson/Wadsworth	2	2	0	4	10	0.016
33	Westview	1	1	5	7	10	0.016
34	Ohio State University Press	2	1	1	3	9	0.015
35	University of Kentucky Press	1	2	2	5	9	0.015
36	University of Minnesota Press	1	2	2	5	9	0.015
37	Praeger	1	2	2	5	9	0.015
38	John Wiley	1	2	1	4	8	0.013
39	Longman	1	1	2	4	7	0.011
40	University of Texas Press	2	0	0	2	6	0.010
41	Urban Institute Press	2	0	0	2	6	0.010
42	Lexington Books	2	0	0	2	6	0.010

(continued)

Table 1 (Continued)

RANK	PRESS	1ST	2ND	3RD	TOTAL MENTIONS	WEIGHTED TOTAL [1]	RELATIVE WEIGHTED TOTAL [1]
43	Greenwood	1	1	1	3	6	0.010
44	University of Virginia Press	0	3	0	3	6	0.010
45	Island Press	1	1	0	2	5	0.008
46	McGraw-Hill	1	0	2	3	5	0.008
47	Chatham House	0	2	1	3	5	0.008
48	University of Notre Dame Press	0	1	3	4	5	0.008
49	Peter Lang	1	0	1	2	4	0.007
50	Duke University Press	0	0	4	4	4	0.007
50	Pantheon	0	0	4	4	4	0.007
Book Publishers Receiving One or More Mentions							
Number		51	54	68			
Percentage [2]		35.2%	37.2%	46.9%			

Note. List includes only those publishers ranked among the top 50. A complete list is available from lead author upon request. Entries represent the number of respondents who report the book publisher as their first, second, or third preference for submitting a high-quality book manuscript. Respondents were asked the following question: "Assume that you have just completed what you consider to be a very strong book manuscript on a topic in your area of expertise. Indicate the first book publisher to which you would submit such a manuscript. Assuming that the book manuscript is rejected at your first choice, please indicate the second and third publishers to which you would submit the manuscript." We coded up to three responses.

[1]. Weighted total is based on three points for first preference, two points for second preference, and one point for third preference. Relative total is the weighted total divided by the highest weighted total (i.e., 613 for Cambridge University Press). [2] The numerator upon which these percentages are based is 145, which is the total number of scholarly presses in our data receiving at least one mention and a publishing or reading preference.

mirrors the scores developed by Garand (1990) and used by Garand and Giles (2003) and Garand et al. (2009). Goodson, Dillman, and Hira reported two measures that can be used to measure the scholarly impact of book publishers: (1) publisher quality, based on respondents' perception of the overall quality of each of 65 book publishers; and (2) publisher familiarity, based on whether respondents indicated that they were familiar with a given publisher by offering an evaluation. Following Garand (1990), we measured publisher impact by weighting publisher quality by the proportion of individuals who reported being familiar with a given publisher:

$$\text{Impact} = \text{Quality} + (\text{Familiarity} * \text{Quality})$$

This measure yields an impact score that is roughly equally correlated with both quality and familiarity and conveys respondents' joint perceptions of the degree to which a given publisher produces scholarly books that are both high quality and highly visible.

How is publisher impact related to our two open-ended measures of publisher quality? Our publication preference variable is highly skewed to the right, since there are only a few very highly ranked publishers; to compensate for the skewness of this variable, we took the log of this measure and created a scatter plot representing the relationship between the publisher impact measure derived from Goodson, Dillman, and Hira's (1999) data and our publication preference measure. Goodson, Dillman, and Hira included only 65 scholarly presses on the list they presented to their survey respondents, and some publishers included therein were not cited by our survey respondents. Ultimately, we were left with 48 publishers that could be used in our analysis.

Figure 1 presents the scatter plot of the relationship between publisher impact and our logged publication score, and a strong

positive relationship between these two variables is readily apparent. The correlation between these two variables is $r = 0.789$, and a simple bivariate regression results in a strong, highly significant coefficient for the independent variable ($b = 1.06$, $t = 8.71$). Clearly, scholarly book publishers that are highly ranked in terms of list-based impact scores are also highly ranked in terms of open-ended scores.

A similar pattern emerges for our reading preferences variable. The scatter plot for our 55 book publishers that overlap with the Goodson, Dillman, and Hira (1999) dataset is presented in figure 2, and here again, there is a very strong relationship between these two variables ($r = 0.786$, $b = 1.06$, $t = 9.26$). The list-based publisher impact measure and the open-ended reading preference variable both generate rankings of book publishers that are positively and significantly related. The scholarly presses on which American political scientists rely for the best research in their area of expertise are also, unsurprisingly, the scholarly presses that are most highly evaluated and familiar to political scientists.

Comparing Publishing and Reading Preferences across Subfield Specialties

Although there is general agreement among political scientists about the leading journals and scholarly presses, there may be some differences in the ratings given to scholarly media for political scientists in different subfields. Garand (2005) has found some differences across subfields in the ordering of scholarly journals at the high end of journal rankings, but taken as a whole, he has found that American political scientists tend to evaluate political science journals similarly in the subfields of American politics, comparative politics, international relations, and political theory. Do these findings for political science journals extend to scholarly publishers?

Table 2

Respondent Preferences for Publisher Whose Books They Read or Rely upon for the Best Research in Their Areas of Expertise, Top-50 Ranked Publishers

RANK	PRESS	1ST	2ND	3RD	4TH	5TH	TOTAL	WEIGHTED TOTAL [1]	RELATIVE WEIGHTED TOTAL [1]
1	Cambridge University Press	132	79	54	32	13	308	1,125	1.000
2	Princeton University Press	87	79	59	30	14	268	1,002	0.825
3	Oxford University Press	35	51	37	32	27	177	581	0.478
4	University of Chicago Press	41	29	47	33	13	163	541	0.445
5	Harvard University Press	14	28	30	31	22	124	356	0.293
6	Cornell University Press	20	24	19	15	11	87	294	0.242
7	University of Michigan Press	13	23	28	13	12	89	279	0.230
8	Yale University Press	9	14	32	27	23	103	274	0.226
9	CQ Press	18	19	13	12	9	71	238	0.196
10	University Press of Kansas	17	15	8	12	12	62	205	0.169
11	Brookings Institution Press	13	9	7	5	15	49	147	0.121
12	Routledge	10	5	2	16	7	40	115	0.095
13	University of California Press	4	9	9	11	10	42	112	0.092
14	Rowman and Littlefield	4	6	10	7	11	38	99	0.081
15	Lynne Rienner Publishing	8	5	6	5	4	28	92	0.076
16	Johns Hopkins University Press	3	6	8	11	7	35	92	0.076
17	MIT Press	8	3	7	6	3	27	88	0.072
18	Stanford University Press	5	6	4	7	10	32	85	0.070
19	Georgetown University Press	4	9	5	5	2	25	83	0.068
20	Sage Publications	4	5	3	5	5	22	64	0.053
21	Columbia University Press	2	1	8	4	7	22	53	0.044
22	M. E. Sharpe	2	0	10	3	3	18	49	0.040
23	Penn State University Press	2	1	5	3	5	16	40	0.033
24	W.W. Norton	4	3	1	3	5	16	36	0.030
25	Pearson/Prentice Hall	2	5	0	3	0	10	36	0.030
26	University of Pittsburgh Press	0	6	1	3	1	11	34	0.029
27	Palgrave-Macmillan	1	4	2	1	1	9	30	0.025
28	Indiana University Press	3	0	1	5	2	11	30	0.025
29	University of North Carolina Press	2	2	2	2	0	8	28	0.023
30	State University of New York Press	1	1	2	4	4	12	27	0.022
31	Temple University Press	1	2	4	0	1	7	26	0.021
32	Basic Books	1	3	0	2	4	10	25	0.021
33	Longman	2	2	1	1	0	6	23	0.019
34	University of Minnesota Press	2	0	2	2	2	8	22	0.018
35	Westview	1	1	0	4	3	9	20	0.017
36	McGraw-Hill	1	0	4	1	0	6	19	0.016
37	Greenwood	1	2	2	0	0	5	19	0.016
38	Thomason/Wadsworth	1	2	2	0	0	5	19	0.016
39	Texas A&M University Press	1	2	1	1	0	5	18	0.015
40	Praeger	0	1	1	3	2	7	15	0.012
41	Ohio State University Press	1	2	0	0	0	3	13	0.011
42	New York University Press	0	1	1	3	0	5	13	0.011

(continued)

Table 2 (Continued)

RANK	PRESS	1ST	2ND	3RD	4TH	5TH	TOTAL	WEIGHTED TOTAL [1]	RELATIVE WEIGHTED TOTAL [1]
43	Jossey-Bass	1	0	1	1	3	6	13	0.011
44	University of Wisconsin Press	1	1	1	0	0	3	12	0.010
45	Island Press	2	0	0	1	0	3	12	0.010
46	Russell Sage Foundation	0	1	0	1	5	7	11	0.009
47	U.S. Institute of Peace Press	1	0	0	1	4	6	11	0.009
48	Simon and Schuster	0	2	0	1	0	3	10	0.008
49	Duke University Press	0	1	0	2	2	5	10	0.008
50	Blackwell	1	0	1	1	0	3	10	0.008
Book Publishers Receiving One or More Mentions									
Number		58	60	60	68	64			
Percentage [2]		40.0%	41.4%	41.4%	46.9%	44.1%			

Note. List includes only those publishers ranked among the top 50. A complete list is available from lead author upon request. The entries represent the number of respondents who report the book publisher as their first, second, third, fourth, or fifth preference for publishers whose books they read regularly or otherwise rely on for the best research in their fields. Respondents were asked the following question: "Which book publishers or presses publish books that you read regularly or otherwise rely on for the best research in your area of expertise?" We coded up to five responses.

[1] Weighted total is based on five points for first preference, four points for second preference, three points for third preference, two points for fourth preference, and one point for fifth preference. Relative total is the weighted total divided by the highest weighted total (i.e., 1,215 for Cambridge University Press). [2] The numerator upon which these percentages are based is 145, which is the total number of scholarly presses in our data receiving at least one mention and a publishing or reading preference.

Figure 1
Scatter Plot of Relationship between Logged Publication Score and Publisher Impact

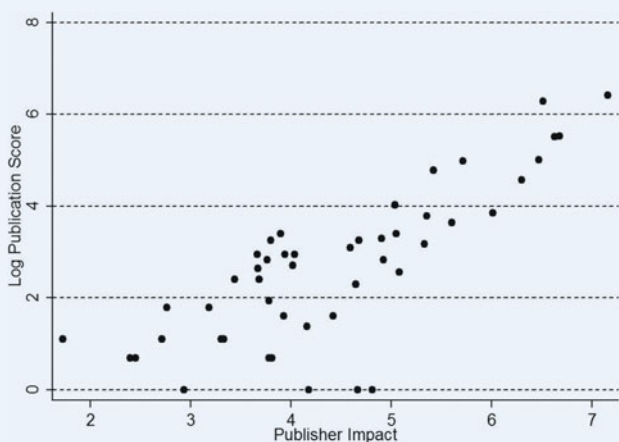
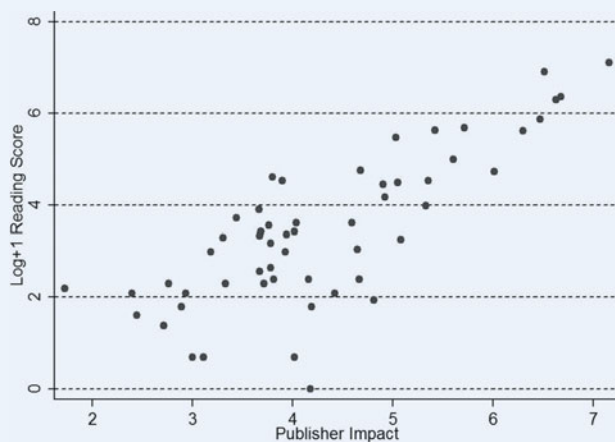


Table 3 reports the publication and reading preferences for the top five scholarly publishers, aggregated separately for the subfields of American politics, comparative politics, international relations, and political theory.³ At the highest end, political scientists from different subfields reveal considerable similarity in how they evaluate scholarly publishers. Cambridge University Press and Princeton University Press were the first or second choices of scholars in all subfields, with Cambridge University Press ranked first for the subfields of American politics, comparative politics, and political theory, and Princeton University Press ranked first for the subfield of international relations. In addition, Oxford University Press appears among the top five

Figure 2
Scatter Plot of Relationship between Logged Reading Score and Publisher Impact



Note. Because some values on the reading score are equal to 0 and the log of 0 is undefined, we use the log +1 transformation by adding 1 to each score and taking the log of the +1 value.

presses for each of the subfields, although its exact position in the rankings varies across subfields. The remaining slots are filled by a variety of highly regarded scholarly (mostly university) presses, although variation does occur across subfields. For instance, Cornell University Press is highly ranked among comparative politics and international relations scholars but is not listed among the top five scholarly presses for American politics and political theory scholars; on the other hand, the University of Chicago Press is highly ranked in the American politics and political theory subfields but does not appear among the top five

Table 3

Top Five Preferences for Publisher Submission of High-Quality Book Manuscripts and Publisher Whose Books They Read or Rely upon for the Best Research, by Respondent Subfield Specialty

Subfield	PUBLISHING PREFERENCE		READING PREFERENCE	
	Scholarly Press	Weighted Total	Scholarly Press	Weighted Total
American Politics	Cambridge University Press	159	Cambridge University Press	290
	Princeton University Press	136	Princeton University Press	280
	University of Chicago Press	104	University of Chicago Press	243
	Oxford University Press	67	CQ Press	139
	University of Michigan Press	53	Yale University Press	134
Comparative Politics	Cambridge University Press	139	Cambridge University Press	345
	Princeton University Press	112	Princeton University Press	193
	Oxford University Press	55	Oxford University Press	144
	Cornell University Press	44	Cornell University Press	84
	Harvard University Press	23	Stanford University Press	54
International Relations	Princeton University Press	131	Princeton University Press	226
	Cambridge University Press	95	Cambridge University Press	194
	Cornell University Press	79	Cornell University Press	158
	University of Michigan Press	26	University of Michigan Press	70
	Oxford University Press	19	Oxford University Press	56
Political Theory	Cambridge University Press	65	Cambridge University Press	145
	Princeton University Press	63	Princeton University Press	120
	University of Chicago Press	44	Oxford University Press	201
	Oxford University Press	41	University of Chicago Press	99
	Harvard University Press	19	Harvard University Press	55

Note. For publishing preferences, the weighted total is based on three points for first preference, two points for second preference, and one point for third preference. For reading preferences, the weighted total is based on five points for first preference, four points for second preference, three points for third preference, two points for fourth preference, and one point for fifth preference.

presses for the comparative politics and international relations subfields.

Although rankings of the top five presses vary across subfield, taken as a whole, there is a strong relationship among the publishing and reading preferences across subfields. The correlations between pairs of subfields are all high, ranging from a low of $r = 0.705$ (for reading preferences for American politics and international relations) to a high of $r = 0.988$ (for reading and publishing preferences for international relations); indeed, the mean correlation across all subfield pairs is $r = 0.85$. To illustrate this point further, we conducted a series of principal components analyses and found that the publishing and reading preference variables for each subfield load on a single factor for publishing preferences (eigenvalue = 3.573, variance explained = 0.893), reading preferences (eigenvalue = 3.429, variance explained = 0.857), and publishing and reading preferences combined (eigenvalue = 6.975, variance explained = 0.872). Clearly, how political scientists in one subfield evaluate scholarly presses is similar to how political scientists in other subfields evaluate those same scholarly presses.

CONCLUSION

Political scientists report the results of their research in a variety of scholarly media, including books, journal articles, book chapters, convention papers, online papers, and websites. Among these

outlets, books and journal articles play a prominent role in scholars' efforts to disseminate their findings in the most visible and rigorous way. Many political scientists—particularly graduate students and junior faculty—are eager to know the best places to submit their work in order to position it to have the biggest impact and maximize their chances of obtaining academic employment, promotion, or tenure. Thus far, we know quite a bit about how political scientists evaluate scholarly journals, but less systematic understanding exists regarding how political scientists evaluate and rank the scholarly presses that publish research in political science.

In this article, we use survey data on American political scientists' publication and reading preferences to develop a rank ordering of scholarly presses in political science. We find that there are many book publishers that are highly regarded in terms of publication or reading among at least some political scientists, but the bulk of political scientists' publication and reading preferences

reside in a dozen or so scholarly publishers. Cambridge University Press and Princeton University Press stand out as the leading scholarly presses, with Oxford University Press and the University of Chicago Press constituting a very strong second tier. A group of well-regarded university presses comprise most of the remainder of the top 10 publishers, and the rest of the top-20 publishers comprise a mix of university and commercial presses. Furthermore, political scientists from different subfields exhibit only modest differences in their top-five scholarly presses for publication and reading, and there are very high correlations within press rankings among scholars specializing in American politics, comparative politics, international relations, and political theory. Finally, our measures of publication and reading preferences are highly related to a publisher impact score derived from data collected by Goodson, Dillman, and Hira (1999). The finding of a strong relationship among these variables indicates that list-based and open-ended surveys generate similar rankings of scholarly presses. The bottom line is that our study produces a ranking of scholarly publishers that can be used to guide political scientists as they decide where to send their best book-length work. ■

NOTES

1. An appendix reporting the full set of publication preference rankings for 92 book publishers is available from the authors upon request.

-
2. An appendix reporting the full set of reading preference rankings for 131 book publishers is available from the authors upon request.
 3. The number of respondents for other subfields was relatively small, so we limit our discussion here to these four subfields.

REFERENCES

- Crewe, Ivor, and Pippa Norris. 1991. "British and American Journal Evaluation: Divergence or Convergence." *PS: Political Science and Politics* 24: 524–30.
- Garand, James C. 1990. "An Alternative Interpretation of Recent Political Science Journal Evaluations." *PS: Political Science and Politics* 23: 448–51.
- . 2005. "Integration and Fragmentation in Political Science: Exploring Patterns of Scholarly Communication in a Divided Discipline." *Journal of Politics* 67: 979–1,005.
- Garand, James C., and Micheal W. Giles. 2003. "Journals in the Discipline: A Report on a New Survey of American Political Scientists." *PS: Political Science and Politics* 36: 293–308.
- Garand, James C., Micheal W. Giles, André Blais, and Iain McLean. 2009. "Political Science Journals in Comparative Perspective: Evaluating Scholarly Journals in the United States, Canada, and the United Kingdom." *PS: Political Science and Politics* 42: 695–717.
- Giles, Micheal, and James C. Garand. 2007. "Ranking Political Science Journals: Reputational and Citational Approaches." *PS: Political Science and Politics* 40: 741–51.
- Giles, Micheal, Francie Mizell, and David Patterson. 1989. "Political Scientists' Journal Evaluations Revisited." *PS: Political Science and Politics* 22: 613–17.
- Giles, Micheal, and Gerald Wright. 1975. "Political Scientists' Evaluations of Sixty-Three Journals." *PS: Political Science and Politics* 8: 254–57.
- Goodson, Larry, Bradford Dillman, and Aril Hira. 1999. "Ranking the Presses: Political Scientists' Evaluations of Publisher Quality." *PS: Political Science and Politics* 32: 257–62.
- Masuoka, Natalie, Bernard Grofman, and Scott L. Feld. 2007. "The Political Science 400: A 20-Year Update." *PS: Political Science and Politics* 40: 133–45.
- Moore, Matthew J. 2010. "Political Theory Today: Results from a National Survey." *PS: Political Science and Politics* 43: 265–72.


CAMBRIDGE

JOURNALS

PUBLISHED ON BEHALF OF THE INTERNATIONAL ORGANIZATION FOUNDATION

INTERNATIONAL ORGANIZATION

...is a leading peer-reviewed journal that covers the entire field of international affairs.



EDITORS:

Emanuel Adler, *University of Toronto, Canada*

Louis W. Pauly, *University of Toronto, Canada*

Subject areas include:

- foreign policies
- international relations
- international and comparative political economy
- security policies
- environmental disputes and resolutions
- regional integration
- alliance patterns and war
- bargaining and conflict resolution
- economic development and adjustment
- international capital movements

The journal is continuously ranked among the top journals in the field. Although this journal does not publish book reviews, **IO** publishes high-quality review essays that survey new developments in a particular area of study, synthesize important ideas, and raise key issues for future scholarship.

FREE email alerts. Keep up-to-date with new material. Sign up at journals.cambridge.org/ino-alerts

Recommend **INTERNATIONAL ORGANIZATION** directly from its homepage - **FREE** online access for you when your library subscribes.

journals.cambridge.org/ino



CAMBRIDGE
UNIVERSITY PRESS