



MATCH STATISTICS

比赛技术统计 / STATISTIQUES DU MATCH

P3

Match Duration: 1h30m
Spectators: 13,000




CHN vs RUS
3 vs 0

Team	Sets	1	2	3	Total
CHN	3	25	27	25	77
RUS	0	22	25	19	66
Playing Time		26m	32m	26m	1h24m

First Referee: SALAS Humberto (MEX)

Second Referee: RODRIGUEZ Victor Manuel (PUR)

CHN - China

Scoring Spikers	Rk	No	Name	Spikes	Faults	Shots	Total Attempts	Eff %	
	1	7	ZHOU Suhong	9	2	10	21	33.33	
	2	11	LI Juan	5	2	10	17	17.65	
	3	1	WANG Yimei	7	3	14	24	16.67	
	4	9	ZHAO Ruirui	5	3	7	15	13.33	
		3	YANG Hao	3	2	3	8		
		17	MA Yunwen	3	2	3	8		
		2	FENG Kun	2	1	1	4		
		10	XUE Ming	1	1	1	3		
		4	LIU Yanan	-	-	-	-		
		5	WEI Qiuyue	-	-	-	-		
		6	XU Yunli	-	-	-	-		
		16	ZHANG Na	-	-	-	-		
	Limit								
	15.00 %	Team Totals			35	16	49	100	19.00
	Scoring Blockers	Rk	No	Name	Kill Blocks	Faults	Rebounds	Total Attempts	Avg by Set
		1	17	MA Yunwen	3	3	5	11	1.00
1		2	FENG Kun	3	2	1	6	1.00	
3		10	XUE Ming	2	-	3	5	0.67	
3		11	LI Juan	2	-	1	3	0.67	
3		1	WANG Yimei	2	-	-	2	0.67	
6		9	ZHAO Ruirui	1	-	2	3	0.33	
6		3	YANG Hao	1	-	-	1	0.33	
8		7	ZHOU Suhong	-	4	1	5	0.00	
		4	LIU Yanan	-	-	-	-		
		5	WEI Qiuyue	-	-	-	-		
		6	XU Yunli	-	-	-	-		
		16	ZHANG Na	-	-	-	-		
		Team Totals			14	9	13	36	4.67
Scoring Servers		Rk	No	Name	Aces	Faults	Serve Hits	Total Attempts	Avg by Set
		1	1	WANG Yimei	2	1	10	13	0.67
		2	17	MA Yunwen	1	3	11	15	0.33
	3	7	ZHOU Suhong	-	1	20	21	0.00	
	3	2	FENG Kun	-	-	8	8	0.00	
	3	9	ZHAO Ruirui	-	-	7	7	0.00	
	3	11	LI Juan	-	1	4	5	0.00	
	3	10	XUE Ming	-	-	4	4	0.00	
	3	3	YANG Hao	-	-	3	3	0.00	
		4	LIU Yanan	-	-	-	-		
		5	WEI Qiuyue	-	-	-	-		
		6	XU Yunli	-	-	-	-		
		16	ZHANG Na	-	-	-	-		
		Team Totals			3	6	67	76	1.00
	Team	Opponent Errors & Team Faults			25	7			



MATCH STATISTICS

比赛技术统计 / STATISTIQUES DU MATCH

P3

Match Duration: 1h30m
Spectators: 13,000




CHN vs RUS
3 vs 0

Team	Sets	1	2	3	Total
CHN	3	25	27	25	77
RUS	0	22	25	19	66
Playing Time		26m	32m	26m	1h24m

First Referee: SALAS Humberto (MEX)

Second Referee: RODRIGUEZ Victor Manuel (PUR)

CHN - China

Non-scoring Diggers		Rk	No	Name	Digs	Faults	Receptions	Total Attempts	Avg by Set
	1	16	ZHANG Na	15	4	2	21	5.00	
	2	2	FENG Kun	9	7	3	19	3.00	
	3	7	ZHOU Suhong	6	-	5	11	2.00	
	4	1	WANG Yimei	4	6	1	11	1.33	
	4	11	LI Juan	4	2	1	7	1.33	
	6	17	MA Yunwen	2	1	2	5	0.67	
	7	3	YANG Hao	1	-	2	3	0.33	
	7	4	LIU Yanan	1	-	1	2	0.33	
	9	9	ZHAO Ruirui	-	1	2	3	0.00	
			5	WEI Qiuyue	-	-	-	-	
		6	XU Yunli	-	-	-	-		
		10	XUE Ming	-	-	-	-		
Team Totals				42	21	19	82	14.00	
Non-scoring Setters		Rk	No	Name	Running Sets	Faults	Still Sets	Total Attempts	Avg by Set
	1	2	FENG Kun	16	-	60	76	5.33	
	2	7	ZHOU Suhong	-	1	9	10	0.00	
	2	16	ZHANG Na	-	-	5	5	0.00	
	2	11	LI Juan	-	-	4	4	0.00	
	2	4	LIU Yanan	-	-	1	1	0.00	
	2	9	ZHAO Ruirui	-	-	1	1	0.00	
			1	WANG Yimei	-	-	-	-	
			3	YANG Hao	-	-	-	-	
			5	WEI Qiuyue	-	-	-	-	
			6	XU Yunli	-	-	-	-	
		10	XUE Ming	-	-	-	-		
		17	MA Yunwen	-	-	-	-		
Team Totals				16	1	80	97	5.33	
Non-scoring Receivers		Rk	No	Name	Excellents	Faults	Serve Receptions	Total Attempts	Succ %
	1	16	ZHANG Na	6	1	8	15	40.00	
	2	7	ZHOU Suhong	6	2	16	24	25.00	
			11	LI Juan	6	1	4	11	
			3	YANG Hao	-	1	2	3	
			4	LIU Yanan	1	1	1	3	
			1	WANG Yimei	-	-	-	-	
			2	FENG Kun	-	-	-	-	
			5	WEI Qiuyue	-	-	-	-	
			6	XU Yunli	-	-	-	-	
			9	ZHAO Ruirui	-	-	-	-	
		10	XUE Ming	-	-	-	-		
		17	MA Yunwen	-	-	-	-		
Team Totals				19	6	31	56	33.93	
Limit		25.00 %							

Legend:	Average	Eff%	Efficiency	Rk	Rank	Succ %	Success %
----------------	---------	------	------------	----	------	--------	-----------



MATCH STATISTICS

比赛技术统计 / STATISTIQUES DU MATCH

P3

Match Duration: 1h30m
Spectators: 13,000




CHN vs RUS
3 vs 0

Team	Sets	1	2	3	Total
CHN	3	25	27	25	77
RUS	0	22	25	19	66
Playing Time		26m	32m	26m	1h24m

First Referee: SALAS Humberto (MEX)

Second Referee: RODRIGUEZ Victor Manuel (PUR)

RUS - Russian Federation

Scoring Spikers	Rk	No	Name	Spikes	Faults	Shots	Total Attempts	Eff %	
	1	8	ESTES Evgenia	8	5	9	22	13.64	
	2	11	GAMOVA Ekaterina	10	7	14	31	9.68	
	3	5	SHASHKOVA Liubov	9	7	14	30	6.67	
		16	MERKULOVA Yulia	6	3	1	10		
		3	ALIMOVA Natalia	1	1	4	6		
		6	GODINA Elena	1	-	3	4		
		4	FATEEVA Olga	1	1	1	3		
		1	BORODAKOVA Maria	-	-	1	1		
		12	SHESHENINA Marina	-	1	-	1		
		14	KABESHOVA Ekaterina	-	-	-	-		
		15	PASYNKOVA Alexandra	-	-	-	-		
		18	AKULOVA Marina	-	-	-	-		
	Limit								
	15.00 %	Team Totals			36	25	47	108	10.19
	Scoring Blockers	Rk	No	Name	Kill Blocks	Faults	Rebounds	Total Attempts	Avg by Set
		1	11	GAMOVA Ekaterina	5	2	5	12	1.67
		2	16	MERKULOVA Yulia	2	3	7	12	0.67
		3	3	ALIMOVA Natalia	1	4	5	10	0.33
3		6	GODINA Elena	1	-	1	2	0.33	
5		5	SHASHKOVA Liubov	-	2	3	5	0.00	
5		8	ESTES Evgenia	-	1	2	3	0.00	
5		12	SHESHENINA Marina	-	1	1	2	0.00	
5		1	BORODAKOVA Maria	-	-	1	1	0.00	
5		4	FATEEVA Olga	-	1	-	1	0.00	
		14	KABESHOVA Ekaterina	-	-	-	-		
		15	PASYNKOVA Alexandra	-	-	-	-		
		18	AKULOVA Marina	-	-	-	-		
Team Totals				9	14	25	48	3.00	
Scoring Servers		Rk	No	Name	Aces	Faults	Serve Hits	Total Attempts	Avg by Set
		1	12	SHESHENINA Marina	2	2	8	12	0.67
		2	16	MERKULOVA Yulia	1	1	17	19	0.33
		2	1	BORODAKOVA Maria	1	1	2	4	0.33
		4	5	SHASHKOVA Liubov	-	1	11	12	0.00
	4	11	GAMOVA Ekaterina	-	2	5	7	0.00	
	4	3	ALIMOVA Natalia	-	1	4	5	0.00	
	4	8	ESTES Evgenia	-	-	4	4	0.00	
	4	6	GODINA Elena	-	1	2	3	0.00	
	4	18	AKULOVA Marina	-	-	1	1	0.00	
		4	FATEEVA Olga	-	-	-	-		
		14	KABESHOVA Ekaterina	-	-	-	-		
		15	PASYNKOVA Alexandra	-	-	-	-		
	Team Totals				4	9	54	67	1.33
	Team	Opponent Errors & Team Faults			17	4			



MATCH STATISTICS

比赛技术统计 / STATISTIQUES DU MATCH

P3

Match Duration: 1h30m
Spectators: 13,000




CHN vs RUS
3 vs 0

Team	Sets	1	2	3	Total
CHN	3	25	27	25	77
RUS	0	22	25	19	66
Playing Time		26m	32m	26m	1h24m

First Referee: SALAS Humberto (MEX)

Second Referee: RODRIGUEZ Victor Manuel (PUR)

RUS - Russian Federation

Non-scoring Diggers		Rk	No	Name	Digs	Faults	Receptions	Total Attempts	Avg by Set	
	1	5	SHASHKOVA Liubov	9	3	3	15	3.00		
	2	14	KABESHOVA Ekaterina	6	5	4	15	2.00		
	3	12	SHESHENINA Marina	4	5	5	14	1.33		
	4	6	GODINA Elena	3	1	4	8	1.00		
	4	16	MERKULOVA Yulia	3	1	2	6	1.00		
	4	8	ESTES Evgenia	3	3	-	6	1.00		
	7	18	AKULOVA Marina	2	-	1	3	0.67		
	8	11	GAMOVA Ekaterina	1	-	4	5	0.33		
	8	4	FATEEVA Olga	1	-	-	1	0.33		
	10	3	ALIMOVA Natalia	-	-	1	1	0.00		
	10	1	BORODAKOVA Maria	-	1	-	1	0.00		
		15	PASYNKOVA Alexandra	-	-	-	-	-	-	
	Team Totals				32	19	24	75	10.67	
	Non-scoring Setters		Rk	No	Name	Running Sets	Faults	Still Sets	Total Attempts	Avg by Set
		1	12	SHESHENINA Marina	13	2	59	74	4.33	
2		18	AKULOVA Marina	-	-	15	15	0.00		
2		3	ALIMOVA Natalia	-	1	6	7	0.00		
2		14	KABESHOVA Ekaterina	-	-	4	4	0.00		
2		5	SHASHKOVA Liubov	-	-	3	3	0.00		
2		11	GAMOVA Ekaterina	-	-	2	2	0.00		
2		16	MERKULOVA Yulia	-	-	2	2	0.00		
2		6	GODINA Elena	-	-	1	1	0.00		
2		8	ESTES Evgenia	-	-	1	1	0.00		
		1	BORODAKOVA Maria	-	-	-	-	-		
		4	FATEEVA Olga	-	-	-	-	-		
		15	PASYNKOVA Alexandra	-	-	-	-	-		
Team Totals				13	3	93	109	4.33		
Non-scoring Receivers		Rk	No	Name	Excellents	Faults	Serve Receptions	Total Attempts	Succ %	
		1	14	KABESHOVA Ekaterina	8	1	19	28	28.57	
	2	8	ESTES Evgenia	1	1	18	20	5.00		
		5	SHASHKOVA Liubov	3	-	11	14	-		
		6	GODINA Elena	2	1	5	8	-		
		1	BORODAKOVA Maria	-	-	-	-	-		
		3	ALIMOVA Natalia	-	-	-	-	-		
		4	FATEEVA Olga	-	-	-	-	-		
		11	GAMOVA Ekaterina	-	-	-	-	-		
		12	SHESHENINA Marina	-	-	-	-	-		
		15	PASYNKOVA Alexandra	-	-	-	-	-		
		16	MERKULOVA Yulia	-	-	-	-	-		
		18	AKULOVA Marina	-	-	-	-	-		
	Team Totals				14	3	53	70	20.00	
	Limit		25.00 %							

Legend:	Avg	Eff%	Efficiency	Rk	Rank	Succ %	Success %
---------	-----	------	------------	----	------	--------	-----------