



### MATCH STATISTICS

比赛技术统计 / STATISTIQUES DU MATCH

P3

Match Duration: 2h16m  
Spectators: 13,000




USA vs CHN  
3 2

Team	Sets	1	2	3	4	5	Total
USA	3	23	25	23	25	15	111
CHN	2	25	22	25	20	11	103
<b>Playing Time</b>		27m	25m	29m	25m	18m	2h04m

First Referee: TUFEKCHIEV Konstantin (BUL)

Second Referee: SOKULLU Umit (TUR)

#### USA - United States

Scoring Spikers	Rk	No	Name	Spikes	Faults	Shots	Total Attempts	Eff %
	1	2	SCOTT-ARRUDA Danielle	14	2	10	26	46.15
	2	10	GLASS Kimberly	15	6	11	32	28.13
	3	15	TOM Logan	14	8	15	37	16.22
	4	3	HANEEF-PARK Tayyiba	9	4	19	32	15.63
		7	BOWN Heather	11	-	4	15	
		12	WILLOUGHBY Kim	3	-	3	6	
		1	NNAMANI Ogonna	-	1	1	2	
		4	BERG Lindsey	-	-	1	1	
		11	AH MOW-SANTOS Robyn	-	-	1	1	
	5	SYKORA Stacy	-	-	-	-		
	6	DAVIS Nicole	-	-	-	-		
	9	JOINES Jennifer	-	-	-	-		
<b>Limit</b>								
15.00 %	<b>Team Totals</b>			66	21	65	152	29.61
Scoring Blockers	Rk	No	Name	Kill Blocks	Faults	Rebounds	Total Attempts	Avg by Set
	1	2	SCOTT-ARRUDA Danielle	4	4	14	22	0.80
	1	7	BOWN Heather	4	1	7	12	0.80
	3	10	GLASS Kimberly	3	2	6	11	0.60
	4	15	TOM Logan	2	1	10	13	0.40
	5	11	AH MOW-SANTOS Robyn	-	1	5	6	0.00
	5	12	WILLOUGHBY Kim	-	3	3	6	0.00
	5	3	HANEEF-PARK Tayyiba	-	2	2	4	0.00
		1	NNAMANI Ogonna	-	-	-	-	
		4	BERG Lindsey	-	-	-	-	
	5	SYKORA Stacy	-	-	-	-		
	6	DAVIS Nicole	-	-	-	-		
	9	JOINES Jennifer	-	-	-	-		
<b>Team Totals</b>	<b>Team Totals</b>			13	14	47	74	2.60
Scoring Servers	Rk	No	Name	Aces	Faults	Serve Hits	Total Attempts	Avg by Set
	1	7	BOWN Heather	3	-	18	21	0.60
	2	10	GLASS Kimberly	2	2	18	22	0.40
	2	15	TOM Logan	2	4	10	16	0.40
	4	2	SCOTT-ARRUDA Danielle	1	1	16	18	0.20
	5	11	AH MOW-SANTOS Robyn	-	-	15	15	0.00
	5	3	HANEEF-PARK Tayyiba	-	2	9	11	0.00
	5	12	WILLOUGHBY Kim	-	-	8	8	0.00
		1	NNAMANI Ogonna	-	-	-	-	
		4	BERG Lindsey	-	-	-	-	
	5	SYKORA Stacy	-	-	-	-		
	6	DAVIS Nicole	-	-	-	-		
	9	JOINES Jennifer	-	-	-	-		
<b>Team Totals</b>	<b>Team Totals</b>			8	9	94	111	1.60
<b>Team</b>	<b>Opponent Errors &amp; Team Faults</b>			24	20			



## MATCH STATISTICS

比赛技术统计 / STATISTIQUES DU MATCH

P3

Match Duration: 2h16m  
Spectators: 13,000




USA vs CHN  
3 vs 2

Team	Sets	1	2	3	4	5	Total
USA	3	23	25	23	25	15	111
CHN	2	25	22	25	20	11	103
<b>Playing Time</b>		27m	25m	29m	25m	18m	2h04m

First Referee: TUFEKCHIEV Konstantin (BUL)

Second Referee: SOKULLU Umit (TUR)

### USA - United States

Non-scoring Diggers		Rk	No	Name	Digs	Faults	Receptions	Total Attempts	Avg by Set
	1	10	GLASS Kimberly	18	6	2	26	3.60	
	2	6	DAVIS Nicole	15	7	4	26	3.00	
	3	15	TOM Logan	11	7	5	23	2.20	
	3	11	AH MOW-SANTOS Robyn	11	5	-	16	2.20	
	5	2	SCOTT-ARRUDA Danielle	5	2	3	10	1.00	
	6	12	WILLOUGHBY Kim	4	1	3	8	0.80	
	7	7	BOWN Heather	1	1	2	4	0.20	
	7	3	HANEEF-PARK Tayyiba	1	3	-	4	0.20	
	7	4	BERG Lindsey	1	1	-	2	0.20	
			1	NNAMANI Ogonna	-	-	-	-	
		5	SYKORA Stacy	-	-	-	-		
		9	JOINES Jennifer	-	-	-	-		
<b>Team Totals</b>				67	33	19	119	13.40	
Non-scoring Setters		Rk	No	Name	Running Sets	Faults	Still Sets	Total Attempts	Avg by Set
	1	11	AH MOW-SANTOS Robyn	22	1	88	111	4.40	
	2	4	BERG Lindsey	-	1	9	10	0.00	
	2	7	BOWN Heather	-	-	9	9	0.00	
	2	10	GLASS Kimberly	-	-	7	7	0.00	
	2	6	DAVIS Nicole	-	-	4	4	0.00	
	2	15	TOM Logan	-	-	3	3	0.00	
	2	3	HANEEF-PARK Tayyiba	-	-	2	2	0.00	
	2	1	NNAMANI Ogonna	-	-	1	1	0.00	
	2	12	WILLOUGHBY Kim	-	-	1	1	0.00	
			2	SCOTT-ARRUDA Danielle	-	-	-	-	
		5	SYKORA Stacy	-	-	-	-		
		9	JOINES Jennifer	-	-	-	-		
<b>Team Totals</b>				22	2	124	148	4.40	
Non-scoring Receivers		Rk	No	Name	Excellents	Faults	Serve Receptions	Total Attempts	Succ %
	1	6	DAVIS Nicole	8	1	18	27	29.63	
	2	15	TOM Logan	10	2	23	35	28.57	
	3	10	GLASS Kimberly	6	1	18	25	24.00	
			5	SYKORA Stacy	1	-	3	4	
			7	BOWN Heather	-	-	2	2	
			12	WILLOUGHBY Kim	2	-	-	2	
			2	SCOTT-ARRUDA Danielle	-	-	1	1	
			1	NNAMANI Ogonna	-	-	-	-	
			3	HANEEF-PARK Tayyiba	-	-	-	-	
			4	BERG Lindsey	-	-	-	-	
		9	JOINES Jennifer	-	-	-	-		
<b>Limit</b>		11	AH MOW-SANTOS Robyn	-	-	-	-		
25.00 %	<b>Team Totals</b>				27	4	65	96	28.13

Legend:	Avg	Eff%	Efficiency	Rk	Rank	Succ %	Success %
---------	-----	------	------------	----	------	--------	-----------



### MATCH STATISTICS

比赛技术统计 / STATISTIQUES DU MATCH

P3

Match Duration: 2h16m  
Spectators: 13,000




USA vs CHN  
3 vs 2

Team	Sets	1	2	3	4	5	Total
USA	3	23	25	23	25	15	111
CHN	2	25	22	25	20	11	103
<b>Playing Time</b>		27m	25m	29m	25m	18m	2h04m

First Referee: TUFEKCHIEV Konstantin (BUL)

Second Referee: SOKULLU Umit (TUR)

#### CHN - China

Scoring Spikers	Rk	No	Name	Spikes	Faults	Shots	Total Attempts	Eff %	
	1	11	LI Juan	8	1	16	25	28.00	
	2	1	WANG Yimei	22	13	22	57	15.79	
		7	ZHOU Suhong	8	3	9	20		
		10	XUE Ming	7	2	8	17		
		17	MA Yunwen	4	3	9	16		
		3	YANG Hao	6	1	8	15		
		9	ZHAO Ruirui	2	2	4	8		
		2	FENG Kun	2	-	5	7		
		4	LIU Yanan	-	-	-	-		
		5	WEI Qiuyue	-	-	-	-		
		6	XU Yunli	-	-	-	-		
		16	ZHANG Na	-	-	-	-		
	<b>Limit</b>	15.00 %							
	<b>Team Totals</b>				59	25	81	165	20.61
	Scoring Blockers	Rk	No	Name	Kill Blocks	Faults	Rebounds	Total Attempts	Avg by Set
		1	10	XUE Ming	5	3	12	20	1.00
2		17	MA Yunwen	4	5	7	16	0.80	
2		2	FENG Kun	4	3	2	9	0.80	
4		7	ZHOU Suhong	1	2	4	7	0.20	
5		1	WANG Yimei	-	2	4	6	0.00	
5		11	LI Juan	-	3	3	6	0.00	
5		9	ZHAO Ruirui	-	2	2	4	0.00	
		3	YANG Hao	-	-	-	-		
		4	LIU Yanan	-	-	-	-		
		5	WEI Qiuyue	-	-	-	-		
		6	XU Yunli	-	-	-	-		
		16	ZHANG Na	-	-	-	-		
<b>Team Totals</b>					14	20	34	68	2.80
Scoring Servers		Rk	No	Name	Aces	Faults	Serve Hits	Total Attempts	Avg by Set
		1	10	XUE Ming	2	-	16	18	0.40
		1	17	MA Yunwen	2	1	13	16	0.40
	3	7	ZHOU Suhong	1	1	18	20	0.20	
	3	2	FENG Kun	1	1	12	14	0.20	
	5	11	LI Juan	-	-	13	13	0.00	
	5	1	WANG Yimei	-	3	9	12	0.00	
	5	3	YANG Hao	-	-	5	5	0.00	
	5	9	ZHAO Ruirui	-	-	4	4	0.00	
	5	5	WEI Qiuyue	-	-	1	1	0.00	
		4	LIU Yanan	-	-	-	-		
		6	XU Yunli	-	-	-	-		
		16	ZHANG Na	-	-	-	-		
	<b>Team Totals</b>				6	6	91	103	1.20
	<b>Team</b>	<b>Opponent Errors &amp; Team Faults</b>			24	22			



### MATCH STATISTICS

比赛技术统计 / STATISTIQUES DU MATCH

P3

Match Duration: 2h16m  
Spectators: 13,000




USA vs CHN  
3 vs 2

Team	Sets	1	2	3	4	5	Total
USA	3	23	25	23	25	15	111
CHN	2	25	22	25	20	11	103
<b>Playing Time</b>		27m	25m	29m	25m	18m	2h04m

First Referee: TUFEKCHIEV Konstantin (BUL)

Second Referee: SOKULLU Umit (TUR)

#### CHN - China

Non-scoring Diggers	Rk	No	Name	Digs	Faults	Receptions	Total Attempts	Avg by Set
	1	16	ZHANG Na	24	8	1	33	4.80
	2	11	LI Juan	14	5	-	19	2.80
	3	7	ZHOU Suhong	12	5	1	18	2.40
	4	2	FENG Kun	9	8	-	17	1.80
	5	17	MA Yunwen	4	1	2	7	0.80
	6	10	XUE Ming	3	1	1	5	0.60
	7	4	LIU Yanan	2	1	-	3	0.40
	7	3	YANG Hao	2	-	-	2	0.40
	9	1	WANG Yimei	1	5	1	7	0.20
	9	5	WEI Qiuyue	1	-	-	1	0.20
9	9	ZHAO Ruirui	1	-	-	1	0.20	
6	6	XU Yunli	-	-	-	-	-	
<b>Team Totals</b>				73	34	6	113	14.60
Non-scoring Setters	Rk	No	Name	Running Sets	Faults	Still Sets	Total Attempts	Avg by Set
	1	2	FENG Kun	43	-	77	120	8.60
	2	7	ZHOU Suhong	-	-	14	14	0.00
	2	5	WEI Qiuyue	-	-	7	7	0.00
	2	16	ZHANG Na	-	-	4	4	0.00
	2	11	LI Juan	-	-	3	3	0.00
	2	1	WANG Yimei	-	-	2	2	0.00
	2	10	XUE Ming	-	-	2	2	0.00
	2	17	MA Yunwen	-	-	2	2	0.00
	2	3	YANG Hao	-	-	1	1	0.00
	4	4	LIU Yanan	-	-	-	-	-
6	6	XU Yunli	-	-	-	-	-	
9	9	ZHAO Ruirui	-	-	-	-	-	
<b>Team Totals</b>				43	-	112	155	8.60
Non-scoring Receivers	Rk	No	Name	Excellents	Faults	Serve Receptions	Total Attempts	Succ %
	1	7	ZHOU Suhong	19	2	7	28	67.86
	2	16	ZHANG Na	24	-	12	36	66.67
	3	11	LI Juan	16	2	8	26	61.54
	3	3	YANG Hao	-	-	4	4	-
	4	4	LIU Yanan	-	-	3	3	-
	10	10	XUE Ming	-	-	2	2	-
	1	1	WANG Yimei	-	-	-	-	-
	2	2	FENG Kun	-	-	-	-	-
	5	5	WEI Qiuyue	-	-	-	-	-
	6	6	XU Yunli	-	-	-	-	-
9	9	ZHAO Ruirui	-	-	-	-	-	
17	17	MA Yunwen	-	-	-	-	-	
<b>Limit</b>								
25.00 %				59	4	36	99	59.60
<b>Team Totals</b>				59	4	36	99	59.60

Legend:	Avg	Eff%	Rk	Succ %
Average	Efficiency	Rank	Success %	