



# Investor Factsheet

## Third Quarter Fiscal Year 2009

### Data as of December Quarter End

NASDAQ: XLNX	Number of Patents: 1,993
12-Month Closing Stock Price Range: \$14.61 - \$28.16	Institutional Ownership: 96%
Average Daily Trading Volume: 9.0M	Number of Employees: ~3,100

#### COMPANY OVERVIEW

Xilinx is the leading innovator of complete programmable logic solutions. Founded in 1984 and headquartered in San Jose, California, Xilinx invented the Field Programmable Gate Array (FPGA) and fulfills more than half of the demand for these devices today. Xilinx programmable logic provides a revolutionary alternative to custom logic chips that require weeks or months of design time.

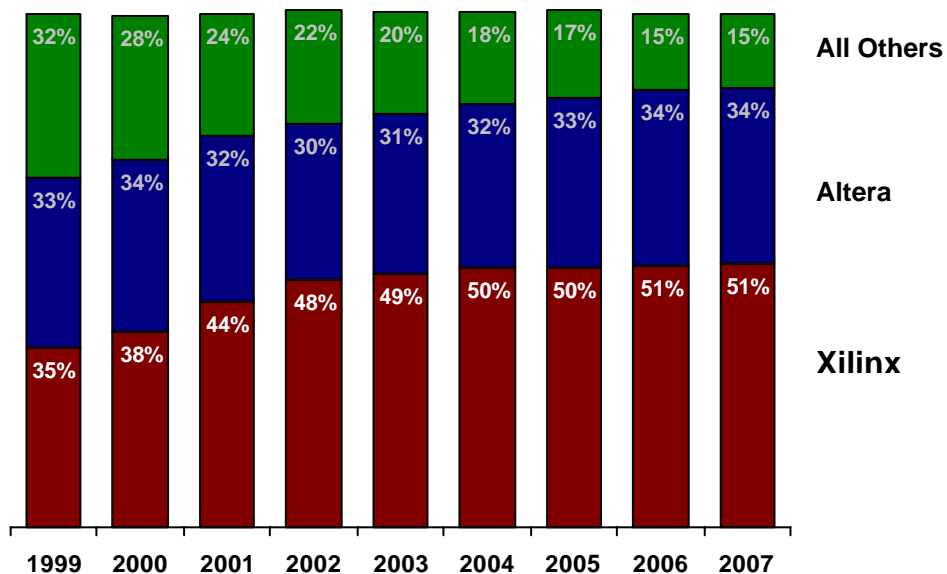
As a "fabless" semiconductor company, Xilinx does not own or operate silicon wafer production facilities. Rather, the Company forms strategic alliances with chip manufacturers. This strategy allows Xilinx to focus on research and development, marketing, and technical support, while having access to the most advanced chip processing technologies currently available.

#### PROGRAMMABLE LOGIC OVERVIEW

In the digital world, there are two types of electronic chips: memory and logic. Memory chips are used to store information. Logic chips are used to manipulate, or interface with, the information contained in memory.

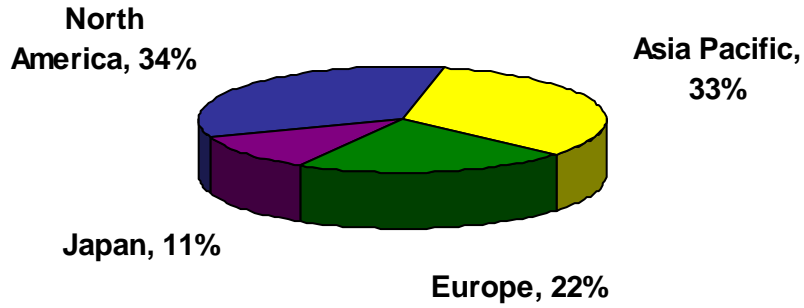
Programmable Logic Devices (PLDs) are "off the shelf" logic chips that the customer, rather than the chip manufacturer, programs to perform a specific function. With the ability to program their own chips, customers realize two key benefits: product design flexibility and faster time to market. Given today's shorter product life cycles, both of these factors can be critical determinants of a product's ultimate success. Electronic equipment manufacturers rely upon PLDs to make fast design changes, accommodate uncertain production volumes, and accelerate the introduction of their products to the market place.

**PLD Market Segment Share**



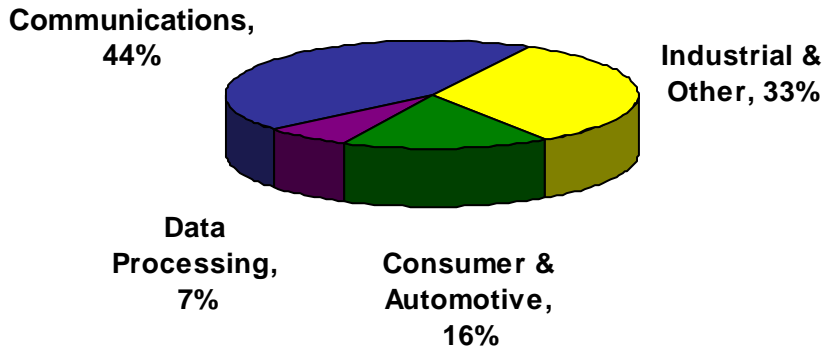
Source: Dataquest & iSuppli

### Revenue by Geography



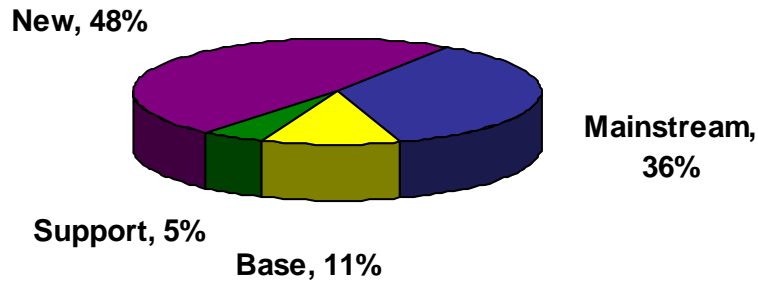
---

### Revenue by End Market



---

### Revenue by Product Category\*



\* Products are classified as follows:

- New Products: Virtex™-5, Virtex-4, Spartan™-3, and CoolRunner™ II products
- Mainstream Products: Virtex-II, Spartan-II, CoolRunner and Virtex-E products
- Base Products: Virtex, Spartan, XC4000 and XC9500 products
- Support Products: Configuration solutions, HardWire, Software & Support/Services

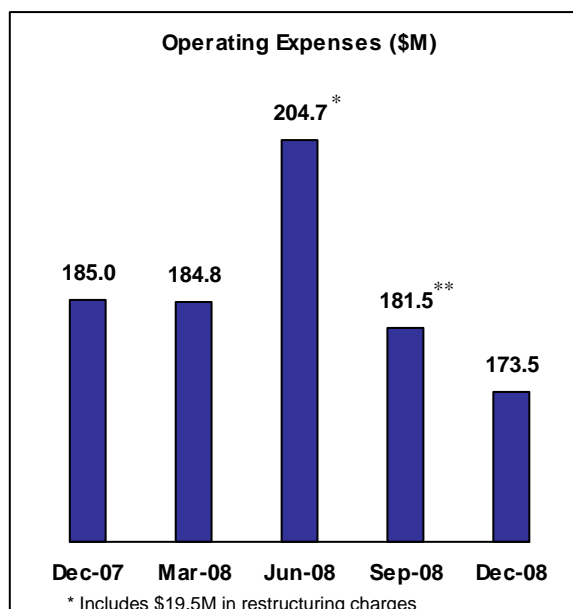
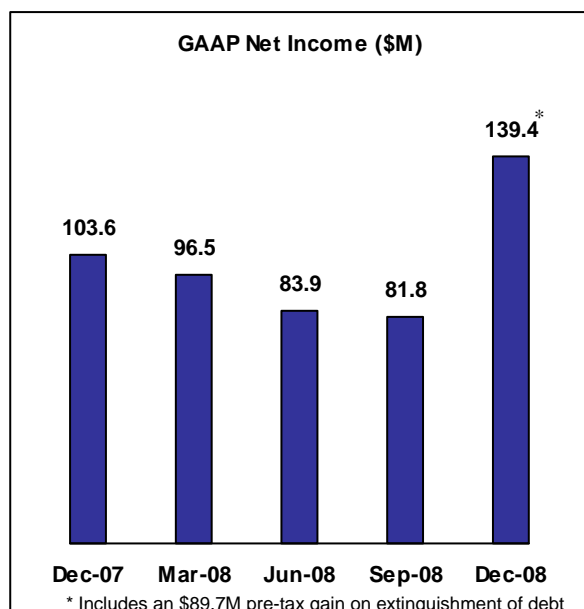
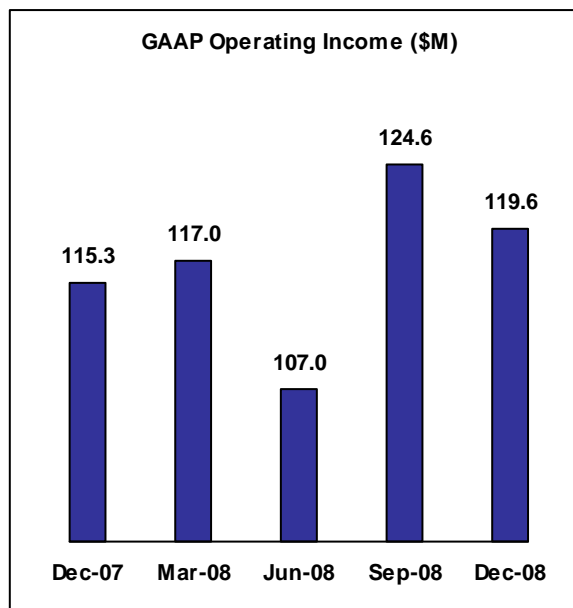
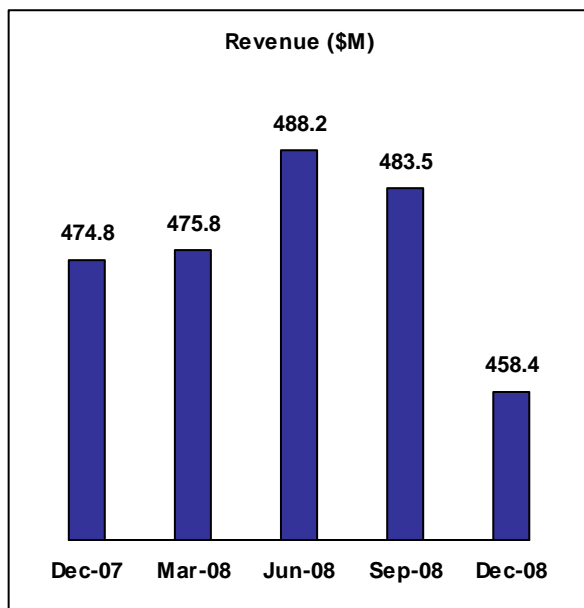
Research Coverage	
Bank of America   Merrill Lynch Barclays Canaccord Adams Charter Equity Research Citigroup Cowen & Company Credit Suisse Deutsche Bank GARP Research	Global Crown Capital Goldman Sachs Jefferies & Company JP Morgan Chase Morgan Stanley Pacific Crest Securities Raymond James RBC Capital Markets Robert W. Baird & Co. UBS

Valuation Ratios	Dec-08	Sep-08	Jun-08	Mar-08	Dec-07
Current ratio	6.3	5.7	5.1	5.3	5.6
Book Value	6.1	5.6	5.7	5.8	5.9
Inventory days (quarter ending)	82	73	72	68	69
Days sales outstanding	42	44	38	48	44
12-month average revenue per employee (\$K)	576	573	558	549	541

Financial Highlights	For the fiscal years ended March 31				
	2008	2007	2006	2005	2004
<b>Income Statement (\$M)</b>					
Net revenues	\$1,841.4	\$1,842.7	\$1,726.3	\$1,573.2	\$1,397.8
Gross margin	63%	61%	62%	63%	62%
Operating income	\$424.2	\$347.8	\$411.8	\$372.0	\$327.1
Operating margin	23%	19%	24%	24%	23%
Net income	\$374.0	\$350.7	\$354.1**	\$312.7	\$303.0*
Profit margin	20%	19%	21%	20%	22%
Diluted EPS	\$1.25	\$1.02	\$1.00	\$0.87	\$0.85
Diluted shares outstanding (M)	299	344	355	358	355
<b>Balance Sheet (\$M)</b>					
Total assets	\$3,125.3	\$3,179.4	\$3,173.5	\$3,039.2	\$2,937.4
Long-term debt	\$999.9	\$999.6	-	-	-
Stockholders' equity	\$1,666.8	\$1,772.7	\$2,728.9	\$2,673.5	\$2,483.1

\* Q4'04 Net Income includes one time items of \$34M for IRS settlement and \$7M for Triscend acquisition

\*\* Q4'06 Net Income includes an \$8.9M tax-related benefit and a \$4.5M acquisition related charge



<b>Selected Customers</b>			
<u>Communications</u>	<u>Data Processing</u>	<u>Consumer &amp; Automotive</u>	<u>Industrial &amp; Other</u>
Cisco	IBM	Sony	Siemens
Ericsson	Dell	Harman International	Toshiba
Huawei	Hewlett Packard	Samsung	Raytheon

<b>End Market Applications</b>			
<u>Communications</u>	<u>Data Processing</u>	<u>Consumer &amp; Automotive</u>	<u>Industrial &amp; Other</u>
Enterprise Networking	High-Speed Servers	Digital Television	Instrumentation
3G Base Stations	Office Automation	Set Top Boxes	Defense
Broadband Access	Computer Peripherals	Infotainment	Medical, Scientific
		Studio Broadcast	

<b>Contact Information</b>	
<u>Company Headquarters</u>	<u>Investor Relations</u>
Xilinx, Inc.	Internet: <a href="http://www.investor.xilinx.com">www.investor.xilinx.com</a>
2100 Logic Drive	E-mail: <a href="mailto:ir@xilinx.com">ir@xilinx.com</a>
San Jose, CA 95124-3400	FAX: 408-371-2942
Telephone: 408-559-7778	