

**London
Research
Centre**

**London
Borough
Council
By-elections
May 1990 to May 1994**



**London
Research
Centre**

Demographic
and Statistical
Studies

**London
Borough
Council
By-elections
May 1990 to May 1994**

*Michael Minors, Dennis Grenham
and Lovedeep Vaid*

British Library Cataloguing in Publication Data

A catalogue record for this book is available from the British Library

ISBN 1 85261 200 2

© London Research Centre 1994

81 Black Prince Road
London SE1 7SZ
071-735 4250
Fax 071-627 9606

Previous Publications on London Borough Elections

London Borough Council Elections - 7 May 1964
London Borough Council Elections - 9 May 1968
London Borough Council Elections - 13 May 1971
London Borough Council Elections - 2 May 1974
London Borough Council Elections - 4 May 1978
London Borough Council Elections - 6 May 1982
London Borough Council Elections - 8 May 1986
London Borough Council Elections - 3 May 1990

Other Publications on London Local Elections

General Election of Greater London Councillors - 9 April 1964
General Election of Greater London Councillors - 13 April 1967
Greater London Council Elections - 9 April 1970
Greater London Council Elections - 12 April 1973
Greater London Council Elections - 5 May 1977
Greater London Council Elections - 7 May 1981
Inner London Education Authority Direct Elections - 8 May 1986

Acknowledgements

Thanks are again due to Returning Officers of the London boroughs who supplied the basic information presented in this publication.

Contents

Chronological list of by-elections	2
Party codes	4
Commentary	5
Table showing state of the political parties in the London borough councils in February 1994	7
Maps showing political control in Greater London following the election in May 1990 and in February 1994	8
Results	10
Index of candidates and out-going councillors	74

Chronological list of by-elections

19 Jul 90	Tower Hamlets	Park	no change
26 Jul 90	Hillingdon	Northwood Hills	no change
2 Aug 90	Brent	Roundwood	no change
30 Aug 90	Tower Hamlets	St Peter's	Lab gain from LD
20 Sep 90	Hounslow	Cranford	no change
6 Dec 90	Haringey	Noel Park	Lab gain from Con
13 Dec 90	Ealing	Northfield	no change
20 Dec 90	Brent	Willesden Green	no change
10 Jan 91	Enfield	Hoe Lane	Con gain from Lab
10 Jan 91	Enfield	Town	no change
21 Feb 91	Hackney	De Beauvoir	Con gain from LD
14 Mar 91	Hackney	Victoria	LD gain from Lab
21 Mar 91	Westminster, City of	Regent's Park	no change
2 May 91	Hackney	Northfield	no change
16 May 91	Havering	Gooshays	no change
6 Jun 91	Barnet	Burnt Oak	no change
20 Jun 91	Kensington and Chelsea	Golborne	no change
27 Jun 91	Newham	Bemersyde	Con gain from Lab
11 Jul 91	Hillingdon	Yeading	no change
11 Jul 91	Kingston upon Thames	Grove	no change
18 Jul 91	Lambeth	Town Hall	no change
25 Jul 91	Islington	Holloway	no change
25 Jul 91	Southwark	Brunswick	LD gain from Lab
26 Sep 91	Barnet	Mill Hill	no change
26 Sep 91	Hillingdon	Uxbridge South	no change
17 Oct 91	Lewisham	Pepys	no change
31 Oct 91	Hackney	Queensbridge	no change
7 Nov 91	Brent	Queen's Park	LD gain from Lab
7 Nov 91	Harrow	Wemborough	LD gain from Con
7 Nov 91	Islington	Clerkenwell	LD gain from Lab
14 Nov 91	Ealing	Dormers Wells	no change
12 Dec 91	Lambeth	St Martin's	Con gain from Lab
12 Dec 91	Wandsworth	West Putney	no change
6 Feb 92	Ealing	Argyle	no change
13 Feb 92	Barking and Dagenham	Alibon	no change
13 Feb 92	Lambeth	Streatham Hill	LD gain from Con
27 Feb 92	Newham	Forest Gate	no change
19 Mar 92	Haringey	Bowes Park	Lab gain from Con
19 Mar 92	Lewisham	Downham	no change
26 Mar 92	Bromley	West Wickham North	no change
2 Apr 92	Barking and Dagenham	Chadwell Heath	no change
9 Apr 92	Hammersmith and Fulham	Eel Brook	no change
7 May 92	Camden	Somers Town	no change
7 May 92	Camden	Swiss Cottage	no change
7 May 92	Hackney	De Beauvoir	Con gain from LD
7 May 92	Hackney	Northwold	Con gain from Lab
18 Jun 92	Kensington and Chelsea	Golborne	no change
25 Jun 92	Croydon	Coulsdon East	no change
25 Jun 92	Croydon	Purley	no change
25 Jun 92	Greenwich	Kidbrooke	no change
2 Jul 92	Havering	Hilldene	no change
9 Jul 92	Bexley	East Wickham	no change
9 Jul 92	Hounslow	Hounslow South	no change
9 Jul 92	Islington	Junction	no change
9 Jul 92	Islington	Quadrant	Con gain from Lab
9 Jul 92	Islington	Sussex	no change
9 Jul 92	Newham	Central	no change
9 Jul 92	Newham	Little Ilford	no change
16 Jul 92	Hammersmith and Fulham	Broadway	no change
16 Jul 92	Lewisham	Catford	no change
30 Jul 92	Sutton	Beddington South	no change
20 Aug 92	Lewisham	St Margaret	no change
27 Aug 92	Hammersmith and Fulham	Palace	no change

Chronological list of by-elections - continued

27 Aug 92	Tower Hamlets	Spitalfields	no change
10 Sep 92	Havering	Gidea Park	no change
17 Sep 92	Brent	Alperton	no change
17 Sep 92	Enfield	Worcesters	no change
17 Sep 92	Kensington and Chelsea	Avondale	no change
24 Sep 92	Hammersmith and Fulham	Addison	no change
24 Sep 92	Haringey	Bowes Park	Con gain from Lab
24 Sep 92	Haringey	Green Lanes	no change
24 Sep 92	Haringey	White Hart Lane	no change
1 Oct 92	Ealing	Victoria	Lab gain from Con
1 Oct 92	Merton	West Barnes	no change
1 Oct 92	Tower Hamlets	Millwall	no change
15 Oct 92	Camden	Highgate	no change
15 Oct 92	Camden	West End	no change
15 Oct 92	Lewisham	Perry Hill	no change
15 Oct 92	Waltham Forest	Leytonstone	no change
29 Oct 92	Richmond upon Thames	Central Twickenham	LD gain from Con
5 Nov 92	Havering	Cranham East	no change
19 Nov 92	Croydon	Upper Norwood	Lab gain from Con
19 Nov 92	Hackney	Wick	LD gain from Lab
26 Nov 92	Lewisham	Ladywell	no change
26 Nov 92	Newham	Greatfield	no change
3 Dec 92	Hammersmith and Fulham	Grove	no change
10 Dec 92	Lambeth	Stockwell	no change
10 Dec 92	Lambeth	Streatham Hill	LD gain from Con
17 Dec 92	Camden	St John's	no change
21 Jan 93	Greenwich	Eltham Park	no change
21 Jan 93	Harrow	Pinner West	no change
28 Jan 93	Hammersmith and Fulham	Town	no change
4 Mar 93	Lambeth	Angell	LD gain from Lab
25 Mar 93	Lambeth	Bishop's	LD gain from Lab
25 Mar 93	Westminster, City of	Hyde Park	no change
22 Apr 93	Camden	St Pancras	no change
22 Apr 93	Hillingdon	St Martins	no change
22 Apr 93	Hounslow	Hounslow South	no change
22 Apr 93	Richmond upon Thames	Hampton	no change
29 Apr 93	Croydon	Broad Green	no change
6 May 93	Barnet	Garden Suburb	no change
6 May 93	Bexley	Upton	Lab gain from Con
6 May 93	Newham	Custom House and Silvertown	no change
6 May 93	Newham	Park	no change
6 May 93	Westminster, City of	Harrow Road	no change
13 May 93	Bromley	Chelsfield and Goddington	LD gain from Con
20 May 93	Redbridge	Cranbrook	no change
20 May 93	Redbridge	Monkhams	no change
27 May 93	Islington	St George's	no change
10 Jun 93	Brent	Stonebridge	no change
10 Jun 93	Lambeth	Streatham Hill	LD gain from Con
24 Jun 93	Harrow	Canons	no change
24 Jun 93	Harrow	Harrow Weald	no change
8 Jul 93	Hackney	Leabridge	no change
8 Jul 93	Hammersmith and Fulham	College Park and Old Oak	no change
8 Jul 93	Hounslow	Isleworth South	no change
22 Jul 93	Lambeth	Oval	LD gain from Lab
12 Aug 93	Croydon	Waddon	no change
12 Aug 93	Hillingdon	Harefield	Lab gain from Con
16 Sep 93	Tower Hamlets	Millwall	BNP gain from Lab
13 Oct 93	Harrow	Greenhill	LD gain from Con
14 Oct 93	Haringey	Highgate	no change
28 Oct 93	Westminster, City of	Millbank	no change
11 Nov 93	Hounslow	Feltham South	LD gain from Lab
2 Dec 93	Barnet	West Hendon	no change
9 Dec 93	Greenwich	Trafalgar	no change

Party Codes

AFL	Anti-federalist League	LAB	Labour Party
BNP	British National Party	LABCP	Labour and Co-operative Parties
CC	Community Campaign	LD	Liberal Democratic Party
CEN	Centre Party	LDFT	Liberal Democratic Focus Team
CGB	Communist Party of Great Britain	LDST	Liberal Democratic Spotlight Team
CMC	Camden Charter	LIB	Liberal
COM	Communist Party	MILLAB	Militant Labour
CON	Conservative Party	MRL	Monster Raving Loony
F	Fellowship Party	NF	National Front
GRE	Green Party	REA	Residents' Association
ICON	Independent Conservative	RLGG	Raving Loony Green Giant
ICP	International Communist Party	SDP	Social Democratic Party
ILAB	Independent Labour	TEN	Tenants' Representative
IND	Independent	TR	Tenants' and residents' movement
IRE	Independent Resident	VAL	Valley Party
IT	Independent Tenant		

Commentary

This report shows the results of by-elections held for seats on London borough councils from the borough general elections in May 1990 till December 1993. Since the moratorium on by-elections operates for six months before a general election, this represents all the by-elections held throughout the four year life of the present councils. Vacancies which arose since the moratorium took effect are also noted. We have also noted the current situation in regard to councillors' change of allegiance following election.

Since May 1990, there have been 129 by-elections in Greater London, almost exactly one quarter of which (32) gave rise to a change in political representation. A further 28 councillors abandoned the parties for which they were elected or have been dropped by their political colleagues and have joined other political groups or are operating independently. The effect of translations of allegiance on party political balance remains as significant as changes brought about through the ballot box. In the borough of Brent, the effect has been momentous with two of the defectors from Labour taking the Conservative whip and the remaining three also supporting the Tory group, thus enabling that group to form a secure administration. The following table summarises these effects across London.

party	by-elections			crossing the floor	
	held	gains	losses	gains	losses
Conservative	33	8	13	5	—
Labour	54	7	16	1	25
Liberal Democratic	8	16	3	1	2
Others	2	1	—	21	1

The Labour Party has suffered the most with a net loss of 33 seats, but in Lambeth, where 9 councillors have been suspended by the Labour Party, the members in question still vote with their former colleagues. One of the former Labour members crossing the floor now operates as a Green (in Kingston upon Thames) and thus has become the only councillor of that persuasion in London.

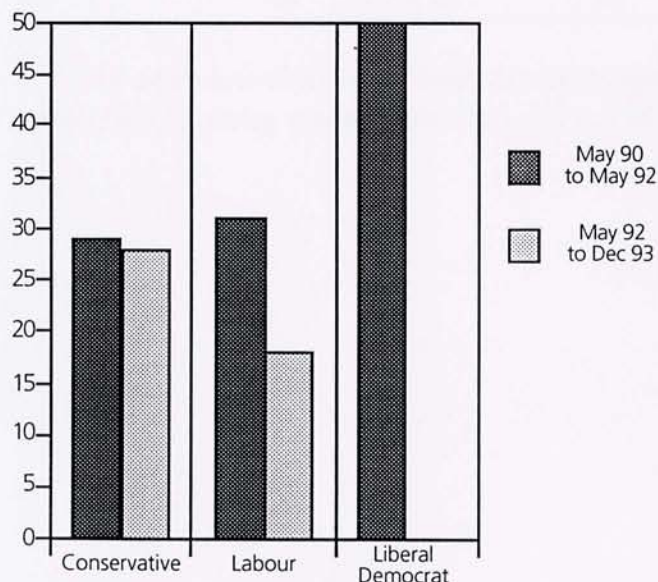


Figure 1 % defended seats lost

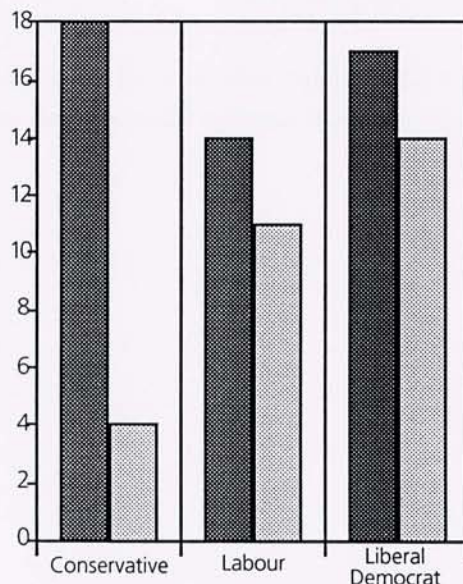


Figure 2 % opponents' seats gained

Figure 1 shows that in the first two years of the present councils Labour and the Conservatives had broadly similar success in defending seats. The Liberal Democrats suffered greater losses but from a much lower base. However in the last two years the picture has changed. The Conservatives have continued to lose seats at the same rate as before but Labour have improved their record substantially and the Liberal Democrats have retained all five seats defended.

Figure 2 also illustrates these changes. All three major parties have been less successful in capturing seats but the Conservatives spectacularly so. Since May 1992 they have made only two gains from 50 attempts.

Another significant event from the last year of the present councils was the election of London's first British National Party member in Tower Hamlets' Millwall ward.

The two tables below show the change in vote share over the last four years. The figures shown are percentages of all by-elections where the party contested both the by-election and the 1990 general election in the same ward. The improvement in the performance of both Labour and Liberal Democratic parties and the deterioration in the Conservative vote is clear.

party	change in share of the vote May 90 to May 92			
	>10% loss	0-10% loss	0-10% gain	>10% gain
Conservative	4	21	49	25
Labour	34	30	32	4
Liberal Democratic	9	16	50	25

party	change in share of the vote May 92 to Dec 93			
	>10% loss	0-10% loss	0-10% gain	>10% gain
Conservative	30	30	30	11
Labour	22	33	33	12
Liberal Democratic	6	25	29	40

The present state of the parties, reflecting all these changes, is summarised in the table and maps which follow. One change in administration has occurred in the last two years with Labour gaining Hillingdon following a by-election.

State of political parties in London borough councils, February 1994

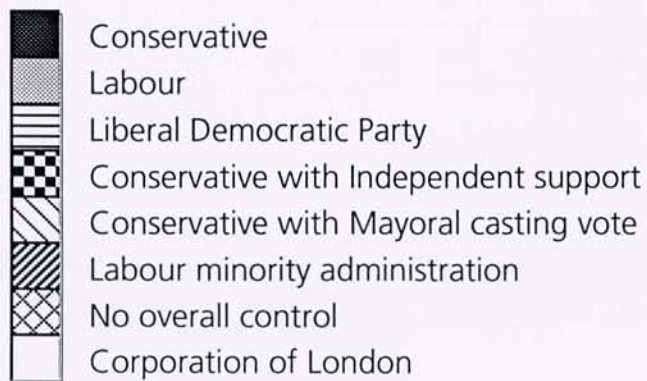
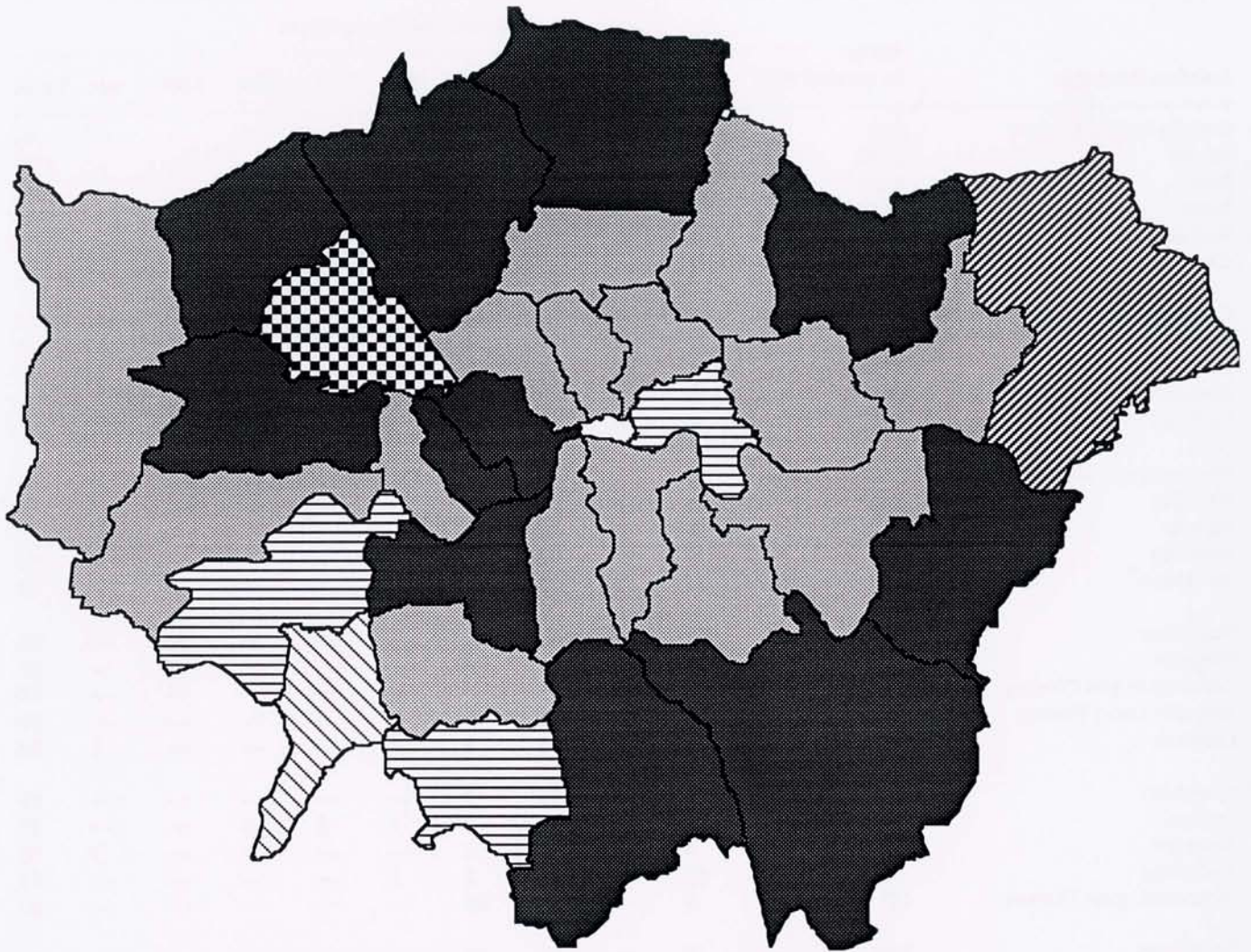
London borough	Party in control	Number of councillors										
		BNP	CON	GRE	LAB	LD	IND	IRE	REA	SDP	vac	Total
Barking and Dagenham	LAB	—	—	—	44	1	—	—	3	—	—	48
Barnet	CON	—	39	—	18	3	—	—	—	—	—	60
Bexley	CON	—	34	—	17	9	1	—	—	—	1	62
Brent	CON *	—	33	—	23	7	3	—	—	—	—	66
Bromley	CON	—	42	—	11	7	—	—	—	—	—	60
Camden	LAB	—	15	—	42	2	—	—	—	—	—	59
Croydon	CON	—	40	—	30	—	—	—	—	—	—	70
Ealing	CON	—	39	—	31	—	—	—	—	—	—	70
Enfield	CON	—	35	—	31	—	—	—	—	—	—	66
Greenwich	LAB	—	12	—	42	2	2	—	—	4	—	62
Hackney	LAB	—	6	—	41	7	4	—	—	—	2	60
Hammersmith and Fulham	LAB	—	22	—	25	—	—	—	—	—	3	50
Haringey	LAB	—	16	—	43	—	—	—	—	—	—	59
Harrow	CON	—	34	—	13	13	—	3	—	—	—	63
Havering	LAB *	—	19	—	26	5	—	—	13	—	—	63
Hillingdon	LAB	—	34	—	35	—	—	—	—	—	—	69
Hounslow	LAB	—	15	—	43	2	—	—	—	—	—	60
Islington	LAB	—	1	—	47	4	—	—	—	—	—	52
Kensington and Chelsea	CON	—	39	—	15	—	—	—	—	—	—	54
Kingston upon Thames	CON *	—	25	1	6	18	—	—	—	—	—	50
Lambeth	LAB	—	18	—	35	9	1	—	—	—	1	64
Lewisham	LAB	—	6	—	58	3	—	—	—	—	—	67
Merton	LAB	—	22	—	29	—	1	3	2	—	—	57
Newham	LAB	—	4	—	51	2	—	—	—	—	3	60
Redbridge	CON	—	43	—	16	3	1	—	—	—	—	63
Richmond upon Thames	LD	—	3	—	—	49	—	—	—	—	—	52
Southwark	LAB	—	6	—	36	22	—	—	—	—	—	64
Sutton	LD	—	18	—	6	32	—	—	—	—	—	56
Tower Hamlets	LD	1	—	—	20	29	—	—	—	—	—	50
Waltham Forest	LAB	—	16	—	29	11	1	—	—	—	—	57
Wandsworth	CON	—	48	—	13	—	—	—	—	—	—	61
Westminster, City of	CON	—	45	—	15	—	—	—	—	—	—	60
Greater London		1	729	1	892	239	14	6	18	4	10	1,914

* This is the party in control of the council though without an overall majority of seats.

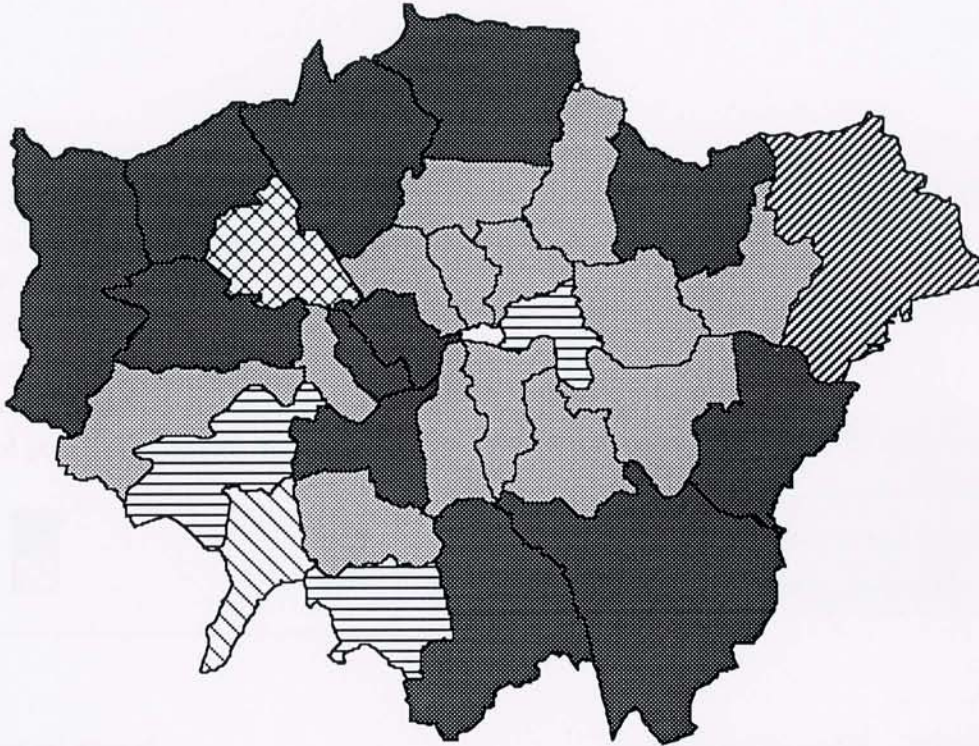
Notes: The Conservatives in Havering include two members of the Conservative Action Unit and the Liberal Democrats in Islington include the Social Democratic Party member who stood under the joint SDP and Liberal Democrat banner in May 1990. Members of the Labour and Co-operative Party are included under LAB and members of the Liberal Democratic Focus Team, Liberal Democratic Hotline Team, Liberal Democratic Spotlight Team and Liberal Democrat/Social Democratic Party alliance are included under LD.

The key to party affiliation is shown on page 4.

Political Control in Greater London - February 1994



Political Control in Greater London - May 1990















The London Boroughs



Results

Key to the results

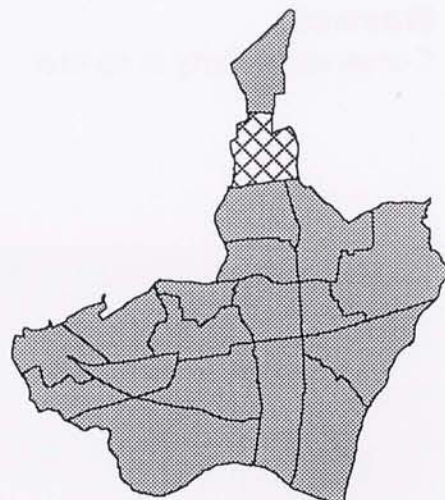
The standard layout used for the by-election results is shown below.

Borough name Party in control of the council	<p>Map showing the borough and wards with the party holding most seats in each ward in February 1994. Where seats in a ward are equally divided between parties, the party gaining the higher number of votes is shown. The key to the shading used is as follows:</p> <table border="0"><tr><td></td><td>CON</td><td></td><td>LD</td></tr><tr><td></td><td>LAB</td><td></td><td>Others</td></tr></table>		CON		LD		LAB		Others
	CON		LD						
	LAB		Others						
State of the political parties in the council following the 3 May 1990 election and as at February 1994, and changes resulting both from by-elections and from councillors transferring political allegiance.									
Ward Name (Date of by-election) Constituency Effect of by-election result	Reason for by-election: Outgoing councillor and party								
Candidates, parties and votes with the elected candidate in bold The convention followed for names starting with Mc and Mac is as in the following examples: McManus and Macleod. The key to Party affiliations is on page 4.	<p>Map showing the position of the ward in the borough and the party holding most seats in that ward following the by-election.</p>								
Election and voting statistics for this by-election, any previous by-elections in the same ward and the local general election on 3 May 1990									

Barking and Dagenham

Labour Party in control

	Changes as a result of			Feb 94
	May 90	By-elections	Transfer of allegiance	
LAB	44	—	—	44
LD	1	—	—	1
REA	3	—	—	3



Alibon (13 February 1992)

Dagenham

No change

Twomey, Patricia A.	LAB	661
Jones, Margaret	CON	264
Healy, Sean P.	LD	249

Reason for by-election:
Resignation of Trevor A. Watson (LAB)



Date	Electorate	% poll	CON	LAB	LD
13.2.92	4,503	26.1	22.5	56.3	21.2
3.5.90	4,526	37.5	12.7	79.3	7.9

Chadwell Heath (2 April 1992)

Dagenham

No change

Curtis, Ronald J.	REA	1,107
Gasson, Violet M.	LAB	819
Graham, John F.	CON	318

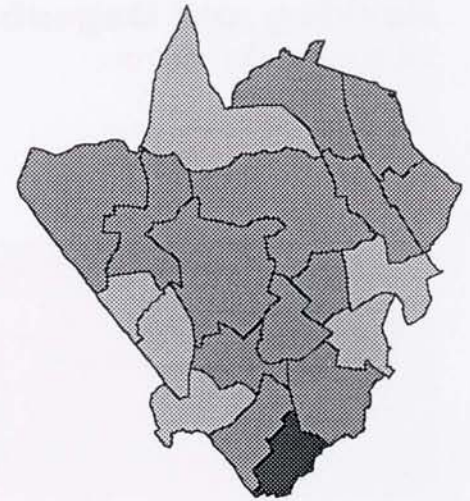
Reason for by-election:
Death of Raymond Gowland (REA)



Date	Electorate	% poll	CON	LAB	REA
2.4.92	6,756	33.3	14.2	36.5	49.3
3.5.90	6,881	42.3	11.9	36.4	51.8

Barnet

Conservative Party in control



	Changes as a result of			Feb 94
	May 90	By-elections	Transfer of allegiance	
CON	39	—	—	39
LAB	18	—	—	18
LD	3	—	—	3

Burnt Oak (6 June 1991)

Hendon North

No change

Reason for by-election:
Resignation of Malcolm G. Sargeant (LAB)

Turner, Allan J.	LAB	2,108
Stone, Oliver L.	CON	618
Cross, Joanne L.	LD	432
Lewis, Dorothy I.	GRE	112



Date	Electorate	% poll	CON	LAB	LD	GRE
6.6.91	9,563	34.3	18.9	64.5	13.2	3.4
3.5.90	9,701	44.6	27.0	55.4	7.4	10.1

Garden Suburb (6 May 1993)

Hendon South

No change

Reason for by-election:
Resignation of Veronica C. Soskin (CON)

Khamisa, Mohammed J.	CON	1,498
Davies, Jonathan M.	LD	1,067
Deaner, Olga G.	LAB	527



Date	Electorate	% poll	CON	LAB	LD	GRE
6.5.93	9,648	32.2	48.4	17.0	34.5	—
3.5.90	9,575	51.3	59.6	11.3	19.3	9.8

Barnet - continued

Mill Hill (26 September 1991)

Hendon North

No change

Reason for by-election:
Death of Denis L. Dippel (CON)

Ellison, Jane E.	CON	1,569
Dickie, Andrew V. A.	LAB	661
Creighton, James M.	LD	591
Duncan, Patricia A.	GRE	102



Date	Electorate	% poll	CON	LAB	LD	GRE
26.9.91	11,089	26.4	53.7	22.6	20.2	3.5
3.5.90	11,024	47.2	55.2	25.2	10.3	9.3

West Hendon (2 December 1993)

Hendon South

No change

Reason for by-election:
Resignation of Timothy J.K. Sims (LAB)

Marks, Gina E.	LAB	1,521
Sims, Timothy J.K.	IND	762
Kaufmann, Florence H.	CON	630
Ive, David H.	LD	96

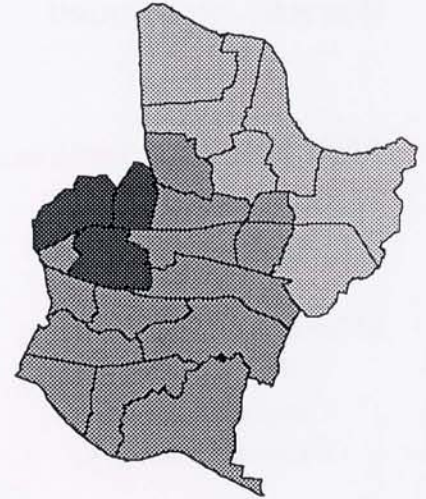


Date	Electorate	% poll	CON	LAB	LD	IND
2.12.93	10,137	29.9	20.9	50.5	3.2	25.3
3.5.90	10,125	45.9	41.6	49.6	8.8	—

Bexley

Conservative Party in control

	Changes as a result of			Feb 94
	May 90	By-elections	Transfer of allegiance	
CON	35	-1	—	34
LAB	18	+1	-1	17
LD	9	—	—	9
IND	—	—	+1	1
vacant				1



A Labour councillor has resigned the Labour whip.

East Wickham (9 July 1992)

Bexleyheath

No change

Reason for by-election:

Resignation of Keith A. Le Pla (LDFT)

Codd, Janette D.	LDFT	1,371
Slater, Stuart R.	LAB	1,165
Waters, John	CON	583



Date	Electorate	% poll	CON	LAB	LD
9.7.92	8,465	36.9	18.7	37.4	44.0
3.5.90	8,538	55.3	31.5	28.1	40.4

Upton (6 May 1993)

Bexleyheath

Labour gain from Conservative

Reason for by-election:

Death of Brian A. Sams (CON)

Malt, Sylvia	LAB	1,376
Flint, William	CON	1,271
White, Stuart A.	LDFT	867

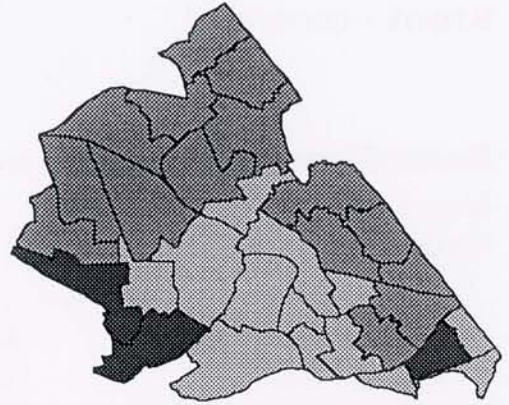


Date	Electorate	% poll	CON	LAB	LD
6.5.93	7,841	44.9	36.2	39.2	24.7
3.5.90	7,834	50.9	52.0	36.6	11.4

Brent

Conservative Party in control with Independent support

	Changes as a result of			Feb 94
	May 90	By-elections	Transfer of allegiance	
CON	31	—	+2	33
LAB	29	-1	-5	23
LD	6	+1	—	7
IND	—	—	+3	3



Five members elected as Labour councillors have resigned the Labour whip. Two of these joined the Conservative group.

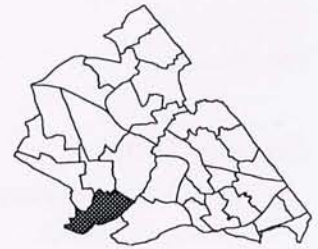
Alperton (17 September 1992)

Brent South

No change

Brown, Daniel E.	LDFT	1,685
Humphrey, Victor L.	LAB	642
Kansagra, Suresh L.	CON	523

Reason for by-election:
Death of Mike Harskin (LDFT)



Date	Electorate	% poll	CON	LAB	LD
17.9.92	6,114	46.7	18.4	22.5	59.1
3.5.90	6,311	48.6	13.0	32.5	54.5

Queen's Park (7 November 1991)

Brent East

Liberal Democratic Focus Team gain from Labour

Martin, Noel A.	LDFT	781
Pritchard, John M.	LAB	521
Smith, Julian L.	CON	456
Dean, Theresa M.	GRE	75

Reason for by-election:
Resignation of Jean M. Spray (LAB)



Date	Electorate	% poll	CON	LAB	LD	GRE
7.11.91	3,848	47.9	24.9	28.4	42.6	4.1
3.5.90	3,999	49.6	22.5	35.0	32.7	9.7

Brent - continued

Roundwood (2 August 1990)

Brent South
No change

Ryan, John J.	LAB	583
Okocha, Dennis	CON	387
Joshi, Navinchandra N.	LD	148

Reason for by-election:
Resignation of Richard E. Hume (LAB)



Date	Electorate	% poll	CON	LAB	LD
2.8.90	4,823	23.3	34.6	52.1	13.2
3.5.90	4,823	36.6	19.8	71.9	8.3

Stonebridge (10 June 1993)

Brent South
No change

Persaud, Tullah	LAB	770
Newcombe, Stephen T.	LDFT	414
Owaka, Smart O.	CON	152
Woodland, Graham D.	GRE	36

Reason for by-election:
Resignation of Harriet J. Harper (LAB)



Date	Electorate	% poll	CON	LAB	LD	GRE	ICP
10.6.93	4,265	32.5	11.1	56.1	30.2	2.6	—
3.5.90	4,673	30.0	24.0	66.1	8.3	—	1.6

Willesden Green (20 December 1990)

Brent East
No change

Shahzad, Ahmad	LAB	700
Hunt, Sally P.	IND	468
Munro, Terence C.	CON	357

Reason for by-election:
Resignation of Hazel A. D. Baird (LAB)

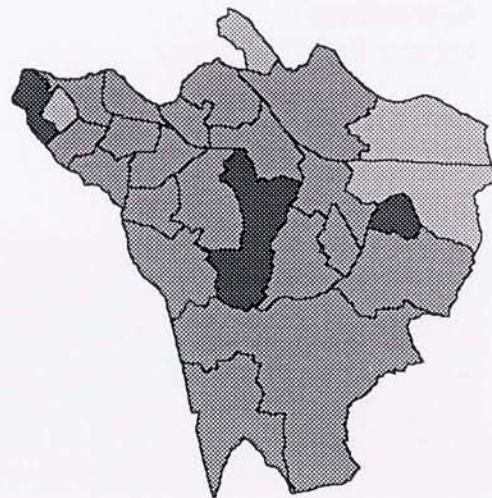


Date	Electorate	% poll	CON	LAB	IND
20.12.90	5,511	27.8	23.4	45.9	30.7
3.5.90	5,511	41.8	15.2	52.4	32.5

Bromley

Conservative Party in control

	Changes as a result of			Feb 94
	May 90	By-elections	Transfer of allegiance	
CON	43	-1	—	42
LAB	11	—	—	11
LD	6	+1	—	7



Chelsfield and Goddington (13 May 1993)

Orpington

Liberal Democrat Focus Team gain from Conservative

Peters, Graem	LDFT	3,931
Youd, Anthony N.	CON	1,291
Hailes, Charles W.	LAB	370
Ellingham, Nicola C.	GRE	88

Reason for by-election:

Resignation of Reginald G. Adams (CON)



Date	Electorate	% poll	CON	LAB	LD	GRE
13.5.93	11,785	48.3	22.7	6.5	69.2	1.5
3.5.90	11,904	54.7	49.6	11.1	39.3	—

West Wickham North (26 March 1992)

Ravensbourne

No change

Hubbard, Carole M.	CON	1,810
Fitch, Jennifer M.	LD	1,156
O'Dwyer, Susan	LAB	154
Cox, Richard J.	SDP	48
Martin, Carmel	LIB	23

Reason for by-election:

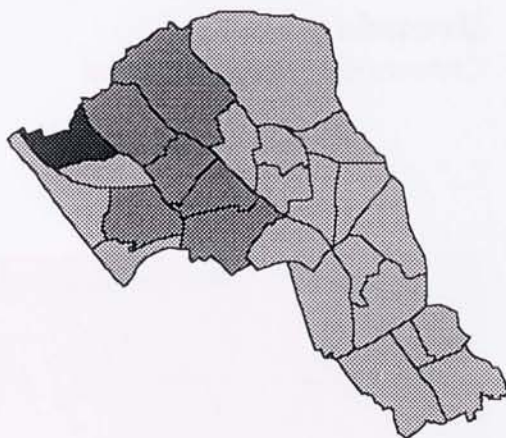
Resignation of Montague I. Blazey (CON)



Date	Electorate	% poll	CON	LAB	LD	LIB	SDP
26.3.92	7,052	45.3	56.7	4.8	36.2	0.7	1.5
3.5.90	7,054	49.2	65.0	14.2	20.8	—	—

Camden

Labour Party in control



	Changes as a result of			Feb 94
	May 90	By-elections	Transfer of allegiance	
CON	15	—	—	15
LAB	42	—	—	42
LD	2	—	—	2

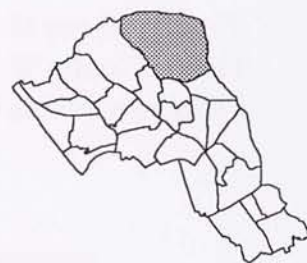
Highgate (15 October 1992)

Hampstead and Highgate

No change

Sacks, Deborah	LAB	994
Silk, Cynthia	CON	848
Potts, Henry W.	LD	328

Reason for by-election:
Resignation of John M. Wakeham (LAB)



Date	Electorate	% poll	CON	LAB	LD	CMC	GRE	TEN
15.10.92	7,284	29.9	39.1	45.8	15.1	—	—	—
3.5.90	7,444	51.1	26.9	45.0	7.5	6.0	12.6	2.0

St John's (17 December 1992)

Holborn and St Pancras

No change

Brocklesby, Fiona	LAB	534
Currie, Sylvia	CON	128

Reason for by-election:
Resignation of Simon C.J. McDonald (LAB)



Date	Electorate	% poll	CON	LAB	LD	CMC	GRE
17.12.92	4,203	16.0	19.3	80.7	—	—	—
3.5.90	4,350	46.5	12.3	55.9	5.6	8.4	17.8

Camden - continued

St Pancras (22 April 1993)

Holborn and St Pancras

No change

Fletcher, Simon	LAB	606
Luby, Ellen	CMC	244
Mundlak, Esther	CON	146
Gilbert, Jack	LD	128

Reason for by-election:

Resignation of Mary C. Helsdon (LAB)



Date	Electorate	% poll	CON	LAB	LD	CMC	GRE
22.4.93	3,472	32.5	13.0	53.9	11.4	21.7	—
3.5.90	3,601	42.3	14.7	53.4	7.0	15.3	9.7

Somers Town (7 May 1992)

Holborn and St Pancras

No change

Churchill, Robert W.	LAB	591
Mundlak, Esther B.	CON	271
Peeling, Arthur V.	CMC	227
Verduyn, Anthony J.	LD	140
Cuddehay, Colin P.	IND	52

Reason for by-election:

Death of Alfred Saunders (LAB)



Date	Electorate	% poll	CON	LAB	LD	CMC	GRE	IND
7.5.92	4,698	27.5	21.2	46.1	10.9	17.7	—	4.1
3.5.90	4,976	41.7	14.9	55.3	—	20.6	9.2	—

Swiss Cottage (7 May 1992)

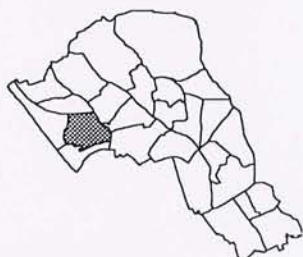
Hampstead and Highgate

No change

Skolar, Peter J.	CON	1,278
Prior, Nicholas	LAB	940
Self, Diana M.	LD	222
Games, Stephen N.	GRE	91

Reason for by-election:

Resignation of Vaughan A. Emsley (CON)



Date	Electorate	% poll	CON	LAB	LD	GRE	CMC
7.5.92	6,003	42.3	50.5	37.1	8.8	3.6	—
3.5.90	6,197	48.9	37.5	34.9	8.3	13.6	4.7

Camden - continued

West End (15 October 1992)

Hampstead and Highgate

No change

Lines, David

Mofitt, Keith

Somper, Dawn

LAB 544

LDST 448

CON 326

Reason for by-election:

Resignation of Julia O. Devote (LAB)

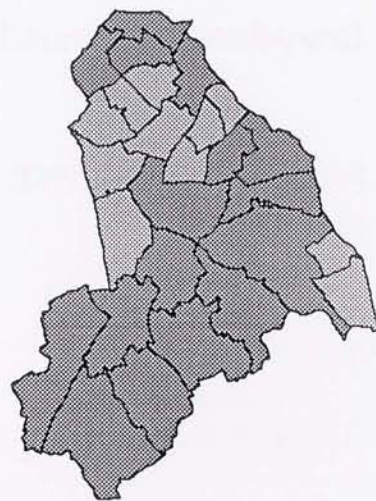


Date	Electorate	% poll	CON	LAB	LD	CMC	GRE
15.10.92	3,964	33.3	24.7	41.3	34.0	—	—
3.5.90	4,041	48.6	25.2	48.1	11.2	4.7	10.9

Croydon

Conservative Party in control

	Changes as a result of			Feb 94
	May 90	By-elections	Transfer of allegiance	
CON	41	-1	—	40
LAB	29	+1	—	30



Broad Green (29 April 1993)

Croydon North West

No change

Collins, Stuart	LAB	1,972
Knight, Patricia F.L.	CON	528
Holmes, David A.	LD	143

Reason for by-election:
Resignation of Anthony J. Slatcher (LABCP)



Date	Electorate	% poll	CON	LAB	LD
29.4.93	8,786	30.2	20.0	74.6	5.4
3.5.90	8,864	41.5	30.7	69.3	—

Coulsdon East (25 June 1992)

Croydon South

No change

Prentice, Christine A.	CON	1,539
Callen, John P.	LD	1,087
Payne, Ian G.	LAB	213

Reason for by-election:
Resignation of Susan T. Taylor (CON)



Date	Electorate	% poll	CON	LAB	LD	GRE
25.6.92	9,766	29.1	54.2	7.5	38.3	—
3.5.90	9,424	49.1	53.8	13.3	24.1	8.8

Croydon - continued

Purley (25 June 1992)

Croydon South
No change

Reason for by-election:
Resignation of David L. Congdon (CON)

Bass, Graham J.	CON	1,680
Randall, Pamela A.	LD	395
Shawcross, Valerie	LAB	224



Date	Electorate	% poll	CON	LAB	LD	GRE	REA
25.6.92	11,271	20.4	73.1	9.7	17.2	—	—
3.5.90	10,941	46.1	51.0	12.4	14.2	8.1	14.3

Upper Norwood (19 November 1992)

Croydon North East
Labour gain from Conservative

Reason for by-election:
Death of John D.P. Yaxley (CON)

Ryan, Patrick T.	LAB	1,306
Harding, Guy L.	CON	986
Cope, Jonathan R.	LD	79



Date	Electorate	% poll	CON	LAB	LD
19.11.92	6,410	37.0	41.6	55.1	3.3
3.5.90	6,121	50.7	50.3	40.8	8.9

Waddon (12 August 1993)

Croydon Central
No change

Reason for by-election:
Resignation of Ann A. Allan (LAB)

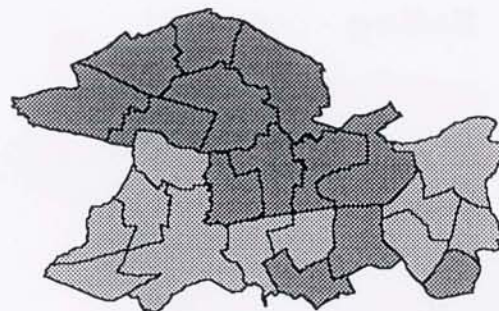
Burling, Charles E.	LAB	1,389
Norton, Henry J.	LD	772
Knight, Patricia F.L.	CON	728
Collier, Peter J.	IRE	213
Duckworth, Phillip D.	GRE	79



Date	Electorate	% poll	CON	LAB	LD	GRE	IRE
12.8.93	10,084	31.6	22.9	43.7	24.3	2.5	6.7
3.5.90	10,272	50.4	43.6	49.5	7.0	—	—

Ealing

Conservative Party in control



	Changes as a result of			Feb 94
	May 90	By-elections	Transfer of allegiance	
CON	40	-1	—	39
LAB	30	+1	—	31

Argyle (6 February 1992)

Ealing North

No change

Reason for by-election:

Death of Henry H. Allen (CON)

Gibb, Ian

Oliver, Anthony

McKay, Helen

Seibe, Astra

CON 1,841

LABCP 1,394

LD 515

GRE 40



Date	Electorate	% poll	CON	LAB	LD	GRE
6.2.92	8,964	42.4	48.6	36.8	13.6	1.1
3.5.90	9,576	51.1	53.2	30.2	8.5	8.0

Dormers Wells (14 November 1991)

Southall

No change

Reason for by-election:

Resignation of Honor J. Graham (LAB)

Riley, Edward N.

Gupta, Brij M.

Dalal, Rusi K.

Goodwin, Jacqueline M.

LAB 1,591

CON 655

LD 443

GRE 95



Date	Electorate	% poll	CON	LAB	LD	GRE
14.11.91	8,155	34.4	23.5	57.1	15.9	3.4
3.5.90	8,828	46.0	30.5	52.2	6.9	10.4

Ealing - continued

Northfield (13 December 1990)

Southall
No change

Reason for by-election:

Death of Robert Hetherington (CON)

Millican, David	CON	1,665
Sears, Stephen A.	LAB	1,204
Hurst, Philip J.	LD	271
Meiklejohn, Christina L.	GRE	107



Date	Electorate	% poll	CON	LAB	LD	GRE
13.12.90	9,649	33.7	51.3	37.1	8.3	3.3
3.5.90	9,649	54.5	43.1	37.1	8.2	11.6

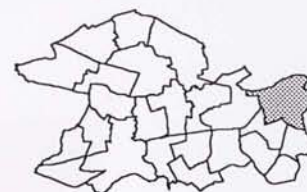
Victoria (1 October 1992)

Acton
Labour gain from Conservative

Reason for by-election:

Resignation of Anthony C. John (CON)

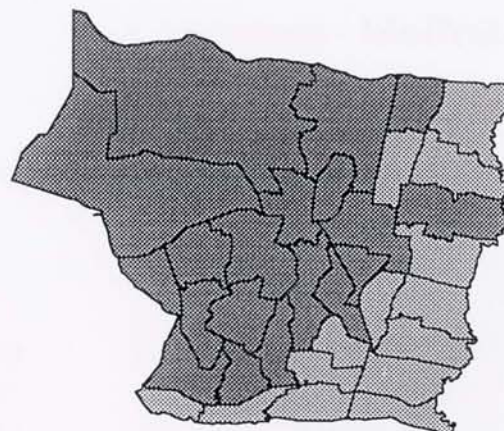
Fraser, Keith D.M.	LAB	1,070
Magnowska, Christine R.	CON	715
Rowe, Leslie A.	LD	183



Date	Electorate	% poll	CON	LAB	LD
1.10.92	5,009	39.4	36.3	54.4	9.3
3.5.90	5,174	48.3	48.9	51.1	—

Enfield

Conservative Party in control



	Changes as a result of			Feb 94
	May 90	By-elections	Transfer of allegiance	
CON	34	+1	—	35
LAB	32	-1	—	31

Hoe Lane (10 January 1991)

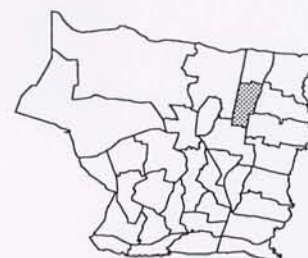
Enfield North

Conservative gain from Labour

Reason for by-election:

Death of Vladimir C. Goddard (LAB)

Watts, Paul A.	CON	887
Horridge, Vera A. B.	LAB	852
Macleod, Sheila M.	LD	58
Hollands, Marghanita C. P. H.	GRE	43



Date	Electorate	% poll	CON	LAB	LD	GRE
10.1.91	6,649	27.7	48.2	46.3	3.2	2.3
3.5.90	6,568	42.8	36.2	54.0	—	9.7

Town (10 January 1991)

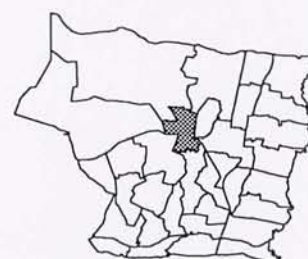
Enfield North

No change

Reason for by-election:

Death of Roger D. Brooke (CON)

Thacker, Audrey D.	CON	1,377
Twose, Nigel S.	LAB	685
Whycer, Boris	LD	247
Clark, Frederick W.	GRE	54



Date	Electorate	% poll	CON	LAB	LD	GRE
10.1.91	5,937	39.8	58.3	29.0	10.5	2.3
3.5.90	5,885	52.1	54.9	25.7	9.9	9.5

Enfield - continued

Worcesters (17 September 1992)

Enfield North

No change

Reason for by-election:

Resignation of James E. Porter (CON)

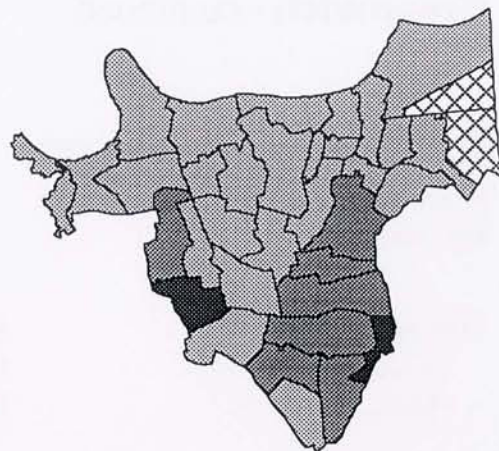
Evans, David M.	CON	1,230
Forrest, Paul	LAB	1,130
Hall, John K.	LD	162



Date	Electorate	% poll	CON	LAB	LD	GRE
17.9.92	6,266	40.3	48.8	44.8	6.4	—
3.5.90	6,206	58.3	48.0	37.0	6.9	8.1

Greenwich

Labour Party in control



	Changes as a result of			Feb 94
	May 90	By-elections	Transfer of allegiance	
CON	12	—	—	12
LAB	44	—	-2	42
LD	2	—	—	2
SDP	4	—	—	4
IND	—	—	+2	2

The whip has been withdrawn from two Labour councillors.

Eltham Park (21 January 1993)

Eltham

No change

Poston, Dermot D.	CON	1,239
Yates, Michael	LAB	770
Hagyard, John	LD	483
Guthrie, Eileen W.	IND	140

Reason for by-election:

Disqualification of Kenneth L. Kear (CON)



Date	Electorate	% poll	CON	LAB	LD	GRE	IND	VAL
21.1.93	5,262	50.1	47.1	29.3	18.4	—	5.3	—
3.5.90	5,272	61.6	37.3	25.8	9.3	7.0	13.5	7.0

Kidbrooke (25 June 1992)

Greenwich

No change

Harris, Hugh R.	CON	956
Scott, Keith J.	LAB	756
Smart, Michael W.	LD	235
Mallone, Ronald S.	F	193

Reason for by-election:

Resignation of Giles J. Brennand (CON)



Date	Electorate	% poll	CON	LAB	LD	F	GRE	SDP	VAL
25.6.92	4,746	45.1	44.7	35.3	11.0	9.0	—	—	—
3.5.90	4,892	60.4	30.0	30.8	—	12.7	4.9	11.6	10.0

Greenwich - continued

Trafalgar (9 December 1993)

Greenwich
No change

Moseley, Marian O.	LAB	844
Vickery, John H.	CON	284
Davis, Stuart J.	LD	269

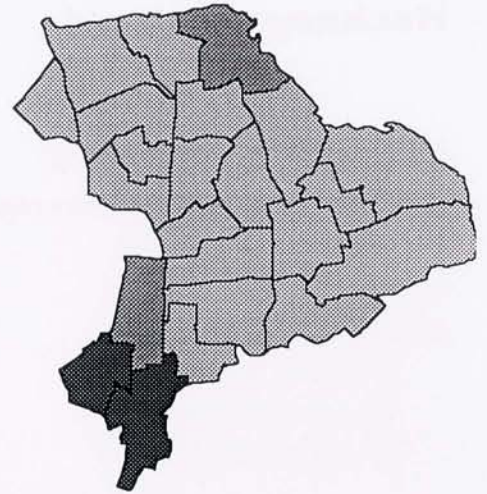
Reason for by-election:
Resignation of Roger J. Taylor (LAB)



Date	Electorate	% poll	CON	LAB	LD	GRE	SDP	VAL
9.12.93	5,064	27.7	20.3	60.4	19.3	—	—	—
3.5.90	5,085	48.9	13.5	49.4	4.2	8.2	14.1	10.5

Hackney

Labour Party in control



	Changes as a result of			Feb 94
	May 90	By-elections	Transfer of allegiance	
CON	4	+3	+1	6
LAB	48	-3	-4	41
LD	8	—	-1	7
IND	—	—	+4	4
vacant				2

A Liberal Democrat councillor resigned the whip, first joining the Conservative group and then Labour; and five Labour councillors resigned the whip - one of these joining the Conservative group.

De Beauvoir (21 February 1991)

Hackney South and Shoreditch

Conservative gain from Liberal Democratic Party

Reason for by-election:

Resignation of Thomas A. Brake (LD)

McCullough, Philip	CON	821
Green, David R.	LDFT	445
Green, David M.	LAB	442
Cuthbertson, David R.	GRE	67



Date	Electorate	% poll	CON	LAB	LD	GRE
21.2.91	6,550	27.3	46.3	24.9	25.1	3.8
3.5.90	7,058	40.5	8.8	31.5	47.6	12.1

De Beauvoir (7 May 1992)

Hackney South and Shoreditch

Conservative gain from Liberal Democratic Party

Reason for by-election:

Disqualification of Pauline Kerridge-Smith (LD)

Stent, Julia P.	CON	1,098
Spanswick, Madeleine M.	LAB	528
Taylor, Simon H.	LDFT	423



Date	Electorate	% poll	CON	LAB	LD	GRE
7.5.92	5,899	34.8	53.6	25.8	20.6	—
21.2.91	6,550	27.3	46.3	24.9	25.1	3.8
3.5.90	7,058	40.5	8.8	31.5	47.6	12.1

Hackney - continued

Leabridge (8 July 1993)

Hackney North and Stoke Newington

No change

Reason for by-election:

Resignation of Andrew S. Buttress (LAB)



Bryant, Christopher J.	LAB	757
Whitelaw, Heather E.	CON	684
Woodard, Linda	LD	449
Khote, Ahmed I.	ILAB	86

Date	Electorate	% poll	CON	LAB	LD	GRE	ILAB
8.7.93	5,833	34.1	34.6	38.3	22.7	—	4.4
3.5.90	6,459	37.0	19.0	60.2	—	20.7	—

Northfield (2 May 1991)

Hackney North and Stoke Newington

No change

Reason for by-election:

Resignation of Jane Linden (LAB)



Robson, Denise M.	LAB	823
Donoghue, Michael J.	CON	812
Wise, Zalkind Y.	LDFT	426

Date	Electorate	% poll	CON	LAB	LD	GRE
2.5.91	6,123	33.9	39.4	39.9	20.7	—
3.5.90	6,369	32.1	27.9	55.5	—	16.6

Northwold (7 May 1992)

Hackney North and Stoke Newington

1 Conservative gain from Labour and 1 no change

Reason for by-election:

Resignations of Paul Foley (LAB)

and Francis P. Reedy (LAB)



Leibowitz, Isaac	LAB	969
Leask, Ian D.	CON	958
Parkes, Simon B.	LAB	749
Sills, Christopher D.	CON	741

Date	Electorate	% poll	CON	LAB	LD	GRE
7.5.92	5,428	33.6	49.7	50.3	—	—
3.5.90	6,452	33.2	20.3	58.9	7.8	12.9

Hackney - continued

Queensbridge (31 October 1991)

Hackney South and Shoreditch

No change

Allen, Anthony G. M.	LAB	764
Wolfe, Katherine	LDFT	743
Stent, Julia P.	CON	738

Reason for by-election:
Resignation of Jean Khote (LAB)



Date	Electorate	% poll	CON	LAB	LD	GRE
31.10.91	7,123	31.6	32.9	34.0	33.1	—
3.5.90	7,501	36.0	7.3	47.4	34.8	10.5

Victoria (14 March 1991)

Hackney South and Shoreditch

Liberal Democratic Focus Team gain from Labour

Hyman, Howard	LDFT	784
Leibowitz, Isaac	LAB	721
Sills, Christopher D.	CON	682
Lucas, Leonard	GRE	271

Reason for by-election:
Disqualification of Ali M. B. Uddin (LAB)



Date	Electorate	% poll	CON	LAB	LD	GRE	CGB
14.3.91	7,784	31.8	27.7	29.3	31.9	11.0	—
3.5.90	8,003	33.7	15.4	41.1	21.4	18.6	3.6

Wick (19 November 1992)

Hackney South and Shoreditch

Liberal Democratic Focus Team gain from Labour

Hoye, Peter D.	LDFT	798
Lloyd, Samantha A.	LAB	623
Middleton, Maureen B.	CON	464
Thomas, Paul A.	GRE	34

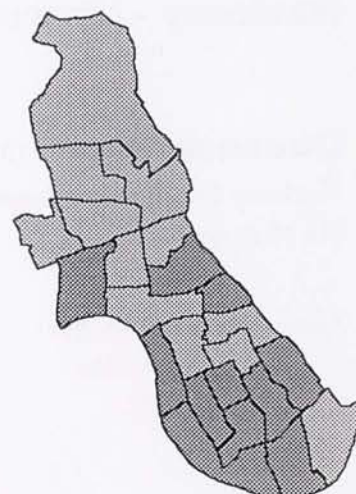
Reason for by-election:
Resignation of Georgina M.C. Nicholas (LAB)



Date	Electorate	% poll	CON	LAB	LD	GRE
19.11.92	6,202	31.0	24.2	32.5	41.6	1.8
3.5.90	6,785	34.5	26.3	47.9	—	25.7

Hammersmith and Fulham

Labour Party in control



	Changes as a result of			Feb 94
	May 90	By-elections	Transfer of allegiance	
CON	22	—	—	22
LAB	28	—	—	25
vacant				3

Addison (24 September 1992)

Hammersmith

No change

Hackworth-Young, Jane	LAB	1,014
Corrie, Roderick J.	CON	659
McIntosh, Angus J.	LD	78
Crosskey, Roger S.	GRE	30

Reason for by-election:

Resignation of Bridget Prentice (LAB)



Date	Electorate	% poll	CON	LAB	LD	GRE
24.9.92	4,446	40.2	37.0	56.9	4.4	1.7
3.5.90	4,252	54.4	34.6	55.7	—	9.6

Broadway (16 July 1992)

Hammersmith

No change

Cartwright, Kenneth M.	LAB	668
Vintcent, Toby N.	CON	558
Dickson, Andrew G.	LD	332
Puddicombe, Cherry A.	GRE	19

Reason for by-election:

Resignation of Kenneth J. Burlton (LAB)



Date	Electorate	% poll	CON	LAB	LD	GRE	SDP
16.7.92	3,640	43.4	35.4	42.4	21.1	1.2	—
3.5.90	3,607	54.9	27.6	54.3	12.7	—	5.3

Hammersmith - continued

College Park and Old Oak (8 July 1993)

Hammersmith
No change

Reason for by-election:
Resignation of Hilda M. McCafferty (LAB)

Migdal, Patricia M.	LAB	1,035
Davie, Timothy D.	CON	290
Frisby, Terence M.	LD	98



Date	Electorate	% poll	CON	LAB	LD
8.7.93	5,315	26.9	20.4	72.7	6.9
3.5.90	5,321	45.3	15.4	57.4	27.1

Eel Brook (9 April 1992)

Fulham
No change

Reason for by-election:
Resignation of Andrew R.G. Robathan (CON)

Karmel, Alexander P.	CON	1,387
Barker, Valerie A.E.	LAB	944
Sugden, Alexandra E.	LDFT	426
Thorpe, Gervase J.	GRE	95



Date	Electorate	% poll	CON	LAB	LD	GRE
9.4.92	3,867	77.1	48.6	33.1	14.9	3.3
3.5.90	3,588	56.0	51.8	48.2	—	—

Grove (3 December 1992)

Hammersmith
No change

Reason for by-election:
Resignation of Vivienne J. Lukey (LAB)

Morris, Jane E.	LAB	906
Jones, Paul J.	CON	493
Hopkins, Nicholas M.	LD	106



Date	Electorate	% poll	CON	LAB	LD
3.12.92	4,187	36.0	32.8	60.2	7.0
3.5.90	3,872	54.4	39.6	49.2	11.2

Hammersmith - continued

Palace (27 August 1992)

Fulham

No change

Ground, Andrew P.	CON	1,280
Dunwoody, David J.	LAB	215
Jacques, David L.	LD	111

Reason for by-election:
Death of Rosemary Belhaven (CON)



Date	Electorate	% poll	CON	LAB	LD	GRE	SDP
27.8.92	3,912	41.1	79.7	13.4	6.9	—	—
3.5.90	3,742	63.1	69.9	19.1	—	6.6	4.4

Town (28 January 1993)

Fulham

No change

Glover, Antony C.	CON	904
Homan, Lisa F.	LAB	468
Kennedy, Paul G.	LD	103

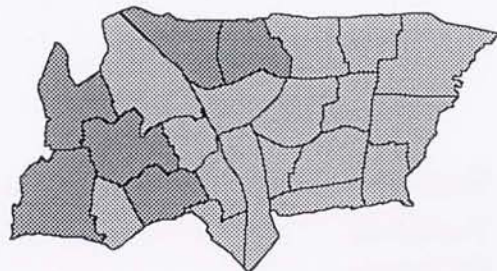
Reason for by-election:
Resignation of Terence T. McGrath (CON)



Date	Electorate	% poll	CON	LAB	LD
28.1.93	4,106	35.9	61.3	31.7	7.0
3.5.90	4,007	57.1	61.2	31.9	7.0

Haringey

Labour Party in control



	Changes as a result of			Feb 94
	May 90	By-elections	Transfer of allegiance	
CON	17	-1	—	16
LAB	42	+1	—	43

Bowes Park (19 March 1992)

Hornsey and Wood Green

Labour gain from Conservative

Reason for by-election:

Disqualification of Terence G. Pope (CON)



Manheim, Vivienne H.	LAB	1,615
Allen, David A.	CON	1,571
Beacham, David M.	LD	356

Date	Electorate	% poll	CON	LAB	LD	GRE
19.3.92	8,112	43.8	44.4	45.6	10.1	—
3.5.90	8,590	47.4	40.7	36.3	9.7	13.4

Bowes Park (24 September 1992)

Hornsey and Wood Green

Conservative gain from Labour

Reason for by-election:

Death of Vic Butler (LAB)



Skipper, Sylvia G.	CON	1,141
Walton, Simon K.	LAB	1,043
Beacham, David M.	LD	107
Rumble, David C.	GRE	34

Date	Electorate	% poll	CON	LAB	LD	GRE
24.9.92	8,135	28.6	49.1	44.9	4.6	1.5
19.3.92	8,112	43.8	44.4	45.6	10.1	—
3.5.90	8,590	47.4	40.7	36.3	9.7	13.4

Haringey - continued

Green Lanes (24 September 1992)

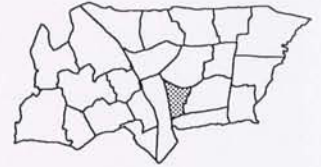
Tottenham

No change

Cleeveley, Neil J.	LAB	655
Charalambous, Andrew L.	CON	597
Budge, Peter	GRE	61
Bowring, Samantha C.	LD	55

Reason for by-election:

Resignation of Andreas Mikkides (LAB)



Date	Electorate	% poll	CON	LAB	LD	GRE
24.9.92	5,244	26.2	43.6	47.9	4.0	4.5
3.5.90	5,695	44.3	32.5	48.9	6.8	11.8

Highgate (14 October 1993)

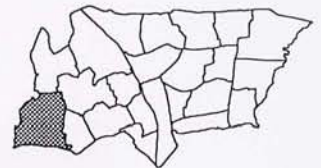
Hornsey and Wood Green

No change

Steele, Pamela J.	CON	772
Peacock, Sheila	LAB	432
Benziger, Roderick R.V.L.	LD	181

Reason for by-election:

Resignation of William A. Blackburne (CON)



Date	Electorate	% poll	CON	LAB	LD	GRE	SDP
14.10.93	4,610	30.1	55.7	31.2	13.1	—	—
3.5.90	4,746	48.1	53.3	22.2	7.1	10.8	6.6

Noel Park (6 December 1990)

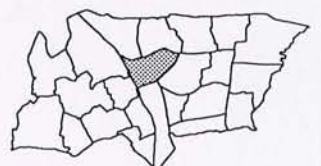
Hornsey and Wood Green

Labour gain from Conservative

Makanji, Narendra	LAB	995
Kane, Alpha K.	CON	919
Golden, William	CEN	305
Butler, Paul	GRE	71
Jenner, Peter J.	LD	69
Brosnan, Michael E.	IND	55

Reason for by-election:

Resignation of William Golden (CON)



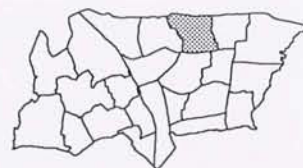
Date	Electorate	% poll	CON	LAB	LD	CEN	GRE	IND
6.12.90	8,086	30.1	38.1	41.2	2.9	12.6	2.9	2.3
3.5.90	8,042	47.8	37.9	38.6	7.3	—	10.3	5.8

Haringey - continued

White Hart Lane (24 September 1992)

Tottenham
No change

Reason for by-election:
Resignation of Sheila M. Murphy (CON)

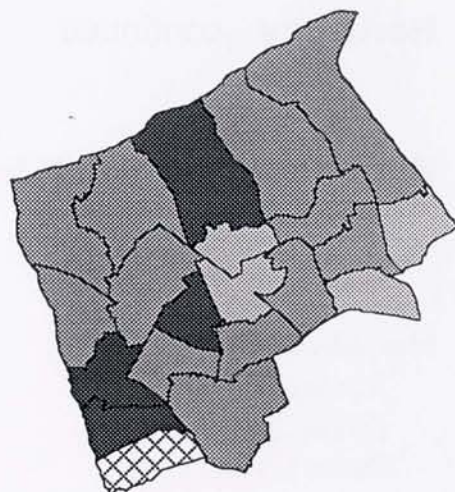


Murphy, Philip N.	CON	896
Jennings, Simon	LAB	816
Perkins, Jennifer L.	LD	127
Burns, David H.	GRE	39

Date	Electorate	% poll	CON	LAB	LD	GRE
24.9.92	6,846	27.6	47.7	43.5	6.8	2.1
3.5.90	7,248	43.4	39.2	41.8	7.5	11.4

Harrow

Conservative Party in control



	Changes as a result of			Feb 94
	May 90	By-elections	Transfer of allegiance	
CON	36	-2	—	34
LAB	13	—	—	13
LD	11	+2	—	13
IRE	3	—	—	3

Canons (24 June 1993)

Harrow East

No change

Reason for by-election:

Resignation of Ronald P. Grant (CON)

Leon, Garry C.

Warshaw, Ronald D.

Blake, Charles E.

CON 1,049

LD 962

LAB 279



Date	Electorate	% poll	CON	LAB	LD
24.6.93	6,145	37.3	45.8	12.2	42.0
3.5.90	7,012	48.5	68.4	22.7	8.9

Greenhill (13 October 1993)

Harrow East

Liberal Democratic Party gain from Conservative

Reason for by-election:

Death of Leslie Nixon (CON)

De Beer, Maureen

Anderson, Jeffrey A.

Seymour, Anthony H.

LDFT 1,092

LAB 747

CON 555



Date	Electorate	% poll	CON	LAB	LD
13.10.93	5,763	41.7	23.2	31.2	45.6
3.5.90	6,021	49.6	36.9	29.1	33.9

Harrow - continued

Harrow Weald (24 June 1993)

Harrow East
No change

Reason for by-election:

Resignation of Howard C. Cooper (LD)

Williams, Brian G.T.	LD	1,916
Brown, Thomas G.	CON	562
Foulds, Archie T.	LAB	470



Date	Electorate	% poll	CON	LAB	LD
24.6.93	7,366	40.1	19.1	15.9	65.0
3.5.90	7,211	54.9	36.9	18.1	45.0

Pinner West (21 January 1993)

Harrow West
No change

Reason for by-election:

Death of Charles D. Green (CON)

Mallon, Mark A.	CON	1,421
Finch, Graham D.	LD	1,202
Thomason, Susan C.	LAB	467
Bruce, Donald O.	LIB	53



Date	Electorate	% poll	CON	LAB	LD	LIB
21.1.93	6,957	45.2	45.2	14.9	38.2	1.7
3.5.90	7,088	54.4	65.3	18.7	16.1	—

Wemborough (7 November 1991)

Harrow East
Liberal Democratic Party gain from Conservative

Reason for by-election:

Resignation of Richard J. Denney (CON)

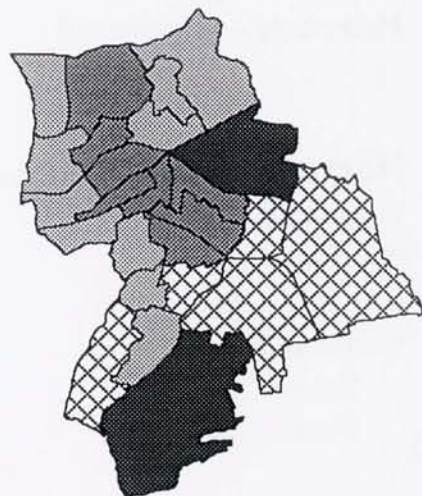
Cox, Laurence J.	LD	1,351
Goodman, Robert E.	CON	1,176
Gilbert, Jack	LAB	363



Date	Electorate	% poll	CON	LAB	LD
7.11.91	7,168	40.4	40.7	12.6	46.7
3.5.90	7,120	48.1	70.5	29.5	—

Havering

Labour Party in control (minority administration)



	Changes as a result of			Feb 94
	May 90	By-elections	Transfer of allegiance	
CON	19	—	—	19
LAB	25	—	+1	26
LD	6	—	-1	5
REA	13	—	—	13

A Liberal Democratic councillor has joined the Labour group.

Cranham East (5 November 1992)

Upminster
No change

Reason for by-election:

Resignation of William A. Remfry (REA)

Mitchell, Jean H.	REA	1,190
Darvill, Keith E.	LAB	490
Woodward, Ian M.	CON	212



Date	Electorate	% poll	CON	LAB	REA
5.11.92	5,675	33.4	11.2	25.9	62.9
3.5.90	5,723	53.1	20.7	30.8	48.5

Gidea Park (10 September 1992)

Romford
No change

Reason for by-election:

Resignation of Alice E. Smith (CON)

Ramsey, Marjorie F.	CON	851
Wilkes, Ian H.	REA	427
Bland, Francis E.	LAB	365
Brace, Malcom T.	ICON	18



Date	Electorate	% poll	CON	LAB	IND	ICON	REA
10.9.92	5,692	29.2	51.2	22.0	—	1.1	25.7
3.5.90	5,695	49.8	51.1	25.6	23.3	—	—

Havering - continued

Gooshays (16 May 1991)

Upminster
No change

Reason for by-election:
Resignation of Sean L. Willis (LAB)

Smith, Dereck A.	LAB	1,714
Hurlestone, Terry	LD	845
Nicholls, Eric	CON	607



Date	Electorate	% poll	CON	LAB	LD
16.5.91	7,957	39.9	19.2	54.1	26.7
3.5.90	8,029	47.1	28.0	72.0	—

Hilldene (2 July 1992)

Upminster
No change

Reason for by-election:
Resignation of Mark A. Flewitt (LAB)

Cook, Dennis J.	LAB	982
Hurlstone, Terry E.	LDFT	441
Nicholls, John C.	CON	388

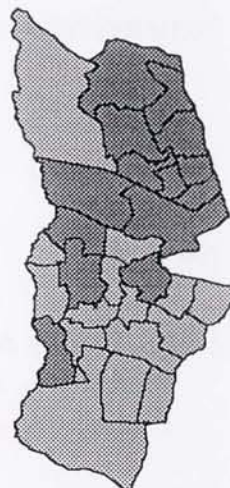


Date	Electorate	% poll	CON	LAB	LD
2.7.92	6,439	28.1	21.4	54.2	24.4
3.5.90	6,533	47.1	26.1	73.9	—

Hillingdon

Labour Party in control

	Changes as a result of			Feb 94
	May 90	By-elections	Transfer of allegiance	
CON	35	-1	—	34
LAB	34	+1	—	35



Harefield (12 August 1993)

Uxbridge

Labour gain from Conservative

Reason for by-election:
Death of Kenneth R. Abel (CON)

Crawley, Pauline D.	LAB	1,339
Spargo, Patricia J.	CON	866
Rhodes, Jill	LD	411
Flindall, Ian E.	GRE	117



Date	Electorate	% poll	CON	LAB	LD	GRE
12.8.93	4,850	56.4	31.7	49.0	15.0	4.3
3.5.90	5,101	59.6	41.7	35.7	5.6	17.0

Northwood Hills (26 July 1990)

Ruislip-Northwood

No change

Reason for by-election:
Resignation of Graham E. Sewell (CON)

Bishop, David A.	CON	2,338
McGurk, James B.	LAB	762
Drew, Richard K.	LD	336



Date	Electorate	% poll	CON	LAB	LD
26.7.90	7,412	46.4	68.0	22.2	9.8
3.5.90	7,394	51.3	58.8	28.7	12.5

Hillingdon - continued

St Martins (22 April 1993)

Ruislip-Northwood

No change

Reason for by-election:
Death of Derek J. Tow (CON)

Corthorne, Philip N.	CON	1,475
Morse, John V.	LAB	1,096
Davies, Harry	LD	303
Greenwood, Diane I.	IND	31



Date	Electorate	% poll	CON	LAB	LD	IND
22.4.93	5,777	50.3	50.8	37.7	10.4	1.1
3.5.90	6,001	53.8	65.2	23.0	11.8	—

Uxbridge South (26 September 1991)

Uxbridge

No change

Reason for by-election:
Death of Gordon Mcl. Bogan (LAB)

Livney, Karen R.	LAB	757
Kenway, Karyn T.	CON	649
Sharkey, Ann-Marie	LD	164
Cheesbrough, William G.	GRE	71



Date	Electorate	% poll	CON	LAB	LD	GRE
26.9.91	4,228	39.0	39.5	46.1	10.0	4.3
3.5.90	4,246	53.0	31.0	45.2	9.2	14.5

Yeading (11 July 1991)

Hayes and Harlington

No change

Reason for by-election:
Resignation of John Walker (LAB)

Way, Francis	LAB	1,316
O'Connor, Mary A.	CON	1,038
Cox, Michael F.	LD	266



Date	Electorate	% poll	CON	LAB	LD
11.7.91	6,547	40.1	39.6	50.2	10.2
3.5.90	6,525	47.4	43.9	56.1	—

Hounslow

Labour Party in control



	Changes as a result of			Feb 94
	May 90	By-elections	Transfer of allegiance	
CON	15	—	—	15
LAB	44	-1	—	43
LD	1	+1	—	2

Cranford (20 September 1990)

Feltham and Heston

No change

Reason for by-election:

Death of Henry A. North (LAB)



Khangura, Harbakhsh S.	LAB	1,270
Austin, Jack H.	CON	771
Stacey, Brett	GRE	204
Rahman, Mohammad A.	LD	88

Date	Electorate	% poll	CON	LAB	LD	GRE
20.9.90	7,332	32.1	33.0	54.4	3.8	8.7
3.5.90	7,371	43.4	32.6	67.4	—	—

Feltham South (11 November 1993)

Feltham and Heston

Liberal Democrat gain from Labour

Reason for by-election:

Death of Edward J. Pauling (LABCP)



Haines, Royston S.	LD	984
Walmsley, Lynda F.	LAB	969
Gurrin, Anthony C.	CON	367
O'Connor, Raymond J.	NF	261

Date	Electorate	% poll	CON	LAB	LD	BNP	NF
11.11.93	6,481	39.9	14.2	37.5	38.1	—	10.1
3.5.90	6,618	44.7	40.4	56.2	—	3.4	—

Hounslow - continued

Hounslow South (9 July 1992)

Brentford and Isleworth

No change

Fairfield, Anthony	CON	1,193
Klamut, Wojciech	CON	1,109
Hay, Christine	LAB	894
Jain, Balbhadar	LAB	884
Mann, Laurance	LD	166
Berti, Ivan	LD	157
Friend, Martin	GRE	123
Bradley, John	GRE	122

Reason for by-election:

Resignations of Valerie D. Marks (CON)
and William H. Martin (CON)



Date	Electorate	% poll	CON	LAB	LD	GRE
9.7.92	7,951	36.7	49.5	38.3	6.9	5.3
3.5.90	8,021	55.6	49.0	37.9	—	13.0

Hounslow South (22 April 1993)

Brentford and Isleworth

No change

Hill, Walter J.	CON	1,250
Hay, Christine	LAB	1,217
Berti, Iven K.S.	LD	262
Chatterton, William R.	IND	110

Reason for by-election:

Resignation of Peter E. Leggett (CON)



Date	Electorate	% poll	CON	LAB	LD	GRE	IND
22.4.93	7,763	36.6	44.0	42.9	9.2	—	3.9
9.7.92	7,951	36.7	49.5	38.3	6.9	5.3	—
3.5.90	8,021	55.6	49.0	37.9	—	13.0	—

Hounslow - continued

Isleworth South (8 July 1993)

Brentford and Isleworth

No change

Reason for by-election:
Death of Peter Caldwell (LAB)

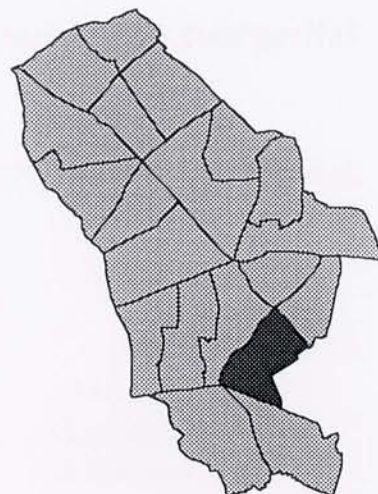


Lamey, Valerie	LAB	831
Mann, Laurence N.	LD	713
Pugsley, Gregory F.	CON	482
Raymond, William	ILAB	198
Reader, Thomas	IND	182

Date	Electorate	% poll	CON	LAB	LD	GRE	IND	ILAB
8.7.93	7,589	31.8	20.0	34.5	29.6	—	7.6	8.2
3.5.90	7,771	47.6	23.2	35.8	5.5	13.7	9.0	12.8

Islington

Labour Party in control



	Changes as a result of			Feb 94
	May 90	By-elections	Transfer of allegiance	
CON	—	+1	—	1
LAB	49	-2	—	47
LD	3	+1	—	4

Clerkenwell (7 November 1991)

Islington South and Finsbury

Liberal Democratic Party gain from Labour

Reason for by-election:

Death of Paul A. Matthews (LAB)

Ludford, Sarah A.	LD	969
Glover, Christina L.	LAB	867
Cagnoni, Helen M.	TR	487
Eldridge, Mark	CON	383
Bright, Anthony W.	ILAB	59
Stack, Karen S.	GRE	49



Date	Electorate	% poll	CON	LAB	LD	GRE	IND	SDP	TR
7.11.91	7,212	39.5	13.6	30.8	34.4	1.7	2.1	—	17.3
3.5.90	7,049	50.0	10.3	32.8	—	13.0	5.0	16.1	22.7

Holloway (25 July 1991)

Islington South and Finsbury

No change

Reason for by-election:

Resignation of David L. Yorath (LAB)

Boye-Anawomah, Michael	LAB	753
Dunn, Margot J.	LD	727
McCann, Patrick	TR	468
Braddick, Tracey A.	CON	355
Wainwright, Ann C.	GRE	79
Bright, Anthony W.	IND	23



Date	Electorate	% poll	CON	LAB	LD	GRE	IND	TR
25.7.91	6,277	38.6	14.8	31.3	30.2	3.3	1.0	19.5
3.5.90	6,248	43.4	12.2	50.8	7.6	10.7	—	18.6

Islington - continued

Junction (9 July 1992)

Islington North

No change

Richards, Lydia A.	LAB	847
Rolph, Beatrice M.	GRE	193
Thomas, William D.	CON	189
Tranter, Kenneth S.	LD	81

Date	Electorate	% poll	CON	LAB	LD	GRE
9.7.92	6,518	20.2	14.4	64.7	6.2	14.7
3.5.90	6,441	45.5	17.7	58.8	—	23.5

Reason for by-election:

Resignation of Candy Atherton (LAB)



Quadrant (9 July 1992)

Islington North

Conservative gain from Labour

Blackwood, Clive D.	CON	925
Glover, Christina L.	LAB	640
Rorison, Elizabeth J.	LD	126
Ackers, John H.	GRE	40

Date	Electorate	% poll	CON	LAB	LD	GRE
9.7.92	4,972	34.9	53.4	37.0	7.3	2.3
3.5.90	4,879	46.9	25.2	51.7	9.3	13.8

Reason for by-election:

Resignation of Jane Mackay (LAB)



St George's (27 May 1993)

Islington North

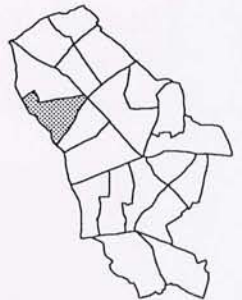
No change

Chalk, Peter D.	LAB	1,264
Fox, Bridget C.	LD	560
Rifat, Bairam	CON	510
Rolph, Beatrice M.	GRE	173

Date	Electorate	% poll	CON	LAB	LD	GRE
27.5.93	6,515	38.6	20.3	50.4	22.3	6.9
3.5.90	6,311	43.4	18.8	56.1	—	25.1

Reason for by-election:

Resignation of Chris Adamson (LAB)



Islington - continued

Sussex (9 July 1992)

Islington North

No change

Twigg, Stephen

Ryan, Matthew T.

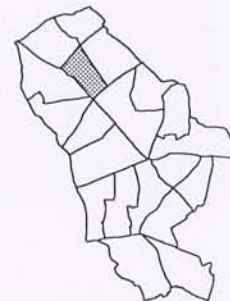
Wainwright, Ann C.

Oza, Mahendra

LAB	700
LD	637
GRE	82
CON	64

Reason for by-election:

Resignation of Christopher M.B. King (LAB)

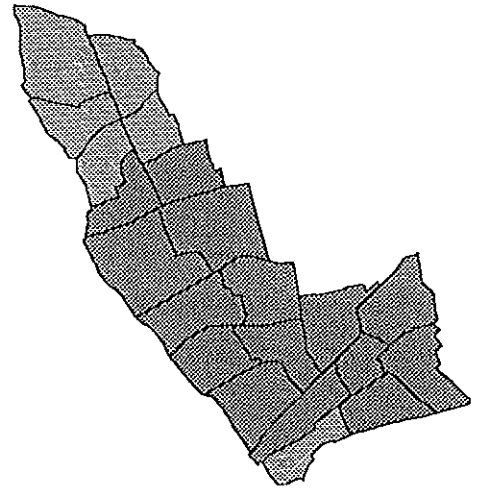


Date	Electorate	% poll	CON	LAB	LD	GRE
9.7.92	4,483	33.3	4.3	47.2	43.0	5.5
3.5.90	4,286	45.4	15.0	66.5	—	18.5

Kensington and Chelsea

Conservative Party in control

Changes as a result of				
	May 90	By-elections	Transfer of allegiance	Feb 94
CON	39	—	—	39
LAB	15	—	—	15



Avondale (17 September 1992)

Kensington
No change

Reason for by-election:
Resignation of Benjamin T. Bousquet (LAB)

Lasharie, Allah Y.M.	LAB	471
Mayson, Richard J.	CON	311
Boddington, Robert C.H.	LD	72



Date	Electorate	% poll	CON	LAB	LD
17.9.92	4,777	18.0	36.4	55.2	8.4
3.5.90	5,091	46.8	23.8	66.0	10.2

Golborne (20 June 1991)

Kensington
No change

Reason for by-election:
Resignation of Patrick A. Younge (LAB)

Mason, Patrick	LAB	946
Jones, Paul J.	CON	164
Weitzman, Adam J.	LD	127



Date	Electorate	% poll	CON	LAB	LD	COM	GRE	IND
20.6.91	4,505	27.7	13.3	76.5	10.3	—	—	—
3.5.90	4,686	43.7	8.5	65.0	7.3	4.7	10.2	4.3

Kensington and Chelsea - continued

Golborne (18 June 1992)

Kensington
No change

Reason for by-election:
Resignation of Ann E. Bond (LAB)

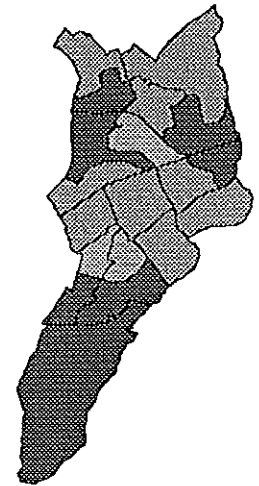


Bonner, Sarah C.	LAB	657
Cecil, Rupert L.A.	CON	172
Weitzman, Adam J.	LD	78
Burlingham-Johnson, Ajay	GRE	32

Date	Electorate	% poll	CON	LAB	LD	COM	GRE	IND
18.6.92	4,532	20.8	18.3	70.0	8.3	—	3.4	—
20.6.91	4,505	27.7	13.3	76.5	10.3	—	—	—
3.5.90	4,686	43.7	8.5	65.0	7.3	4.7	10.2	4.3

Kingston upon Thames

Conservative Party in control with Mayoral casting vote



Changes as a result of				
	May 90	By- elections	Transfer of allegiance	Feb 94
CON	25	—	—	25
LAB	7	—	-1	6
LD	18	—	—	18
GRE	—	—	+1	1

A Labour councillor now serves as a Green member.

Grove (11 July 1991)

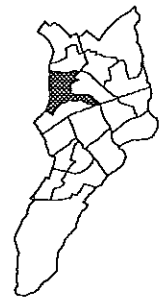
Kingston upon Thames

No change

Reason for by-election:

Resignation of Christopher A. Nicholson (LDFT)

Bull, Andrew J.	LDFT	1,346
McHugh, Francis P.	CON	711
Brightley, Leo B.	LAB	338
Stimson, Michael A.	GRE	70

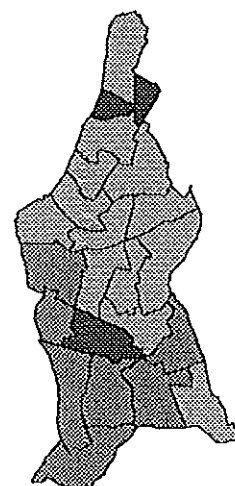


Date	Electorate	% poll	CON	LAB	LD	GRE
11.7.91	5,587	44.2	28.8	13.7	54.6	2.8
3.5.90	5,483	54.8	26.9	17.8	47.2	8.2

Lambeth

Labour Party in control

Changes as a result of				
	May 90	By- elections	Transfer of allegiance	Feb 94
CON	20	-2	—	18
LAB	40	-4	-9	26
LD	4	+6	-1	9
IND	—	—	+10	10
Vacant				1



The Labour Party has suspended 9 members but they still vote with the group. One Liberal Democrat has had the whip withdrawn.

Angell (4 March 1993)

Norwood

Liberal Democrat gain from Labour

Reason for by-election:

Resignation of John Tuite (LAB)

Woolford, Raymond D.	LD	841
Cooley, Stephen A.	LAB	778
Cannon, Peter A.	CON	350
Collins, William S.B.	GRE	74
Bradshaw, Stephen D.	IND	42



Date	Electorate	% poll	CON	LAB	LD	GRE	IND
4.3.93	7,308	28.6	16.8	37.3	40.3	3.5	2.0
3.5.90	7,655	35.0	18.0	66.7	—	15.3	—

Bishop's (25 March 1993)

Vauxhall

Liberal Democratic Focus Team gain from Labour

Reason for by-election:

Death of Graham P. Nicholas (LAB)

Prentice, Sally	LDFT	1,503
Swindells, Matthew J.	LAB	749
Nally, Steven P.	MILLAB	336
Wilde, Peter K.	CON	300

Date	Electorate	% poll	CON	LAB	LD	GRE	MILLAB
25.3.93	6,967	41.6	10.4	25.9	52.0	—	11.6
3.5.90	7,540	40.9	22.6	56.1	12.4	8.9	—



Lambeth - continued

Oval (22 July 1993)

Vauxhall

Liberal Democrat gain from Labour

Reason for by-election:
Resignation of Joseph Singh (LAB)

Crichton Stuart, Marietta F.	LD	1,506
O'Connell, Peter G.	LAB	858
Nally, Steven P.	MILLAB	246
Selous, Andrew E.A.	CON	229
Evers, Jason H.	GRE	56



Date	Electorate	% poll	CON	LAB	LD	GRE	MILLAB	SDP
22.7.93	7,827	37.2	7.9	29.6	52.0	1.9	8.5	—
3.5.90	8,203	42.0	23.7	47.2	7.5	11.7	—	9.9

St Martin's (12 December 1991)

Norwood

Conservative gain from Labour

Reason for by-election:
Resignation of Susan T. B. Smith (LAB)

Green, Anthony R.	CON	1,221
Singh, Michele S. J.	LAB	452
Patel, Rajnikant R.	LD	229
Owens, Maureen J.	GRE	74



Date	Electorate	% poll	CON	LAB	LD	GRE
12.12.91	7,618	26.0	61.8	22.9	11.6	3.7
3.5.90	8,046	45.3	37.6	43.3	9.6	9.5

Stockwell (10 December 1992)

Vauxhall

No change

Reason for by-election:
Resignation of Ian R. Mallett (LAB)

Adams, Simon H.	LAB	797
Woolton, Gary	LD	690
Best, Keith L.	CON	566
Bradshaw, Stephen D.	IND	22
Evers, Jason H.	GRE	21



Date	Electorate	% poll	CON	LAB	LD	GRE	IND
10.12.92	7,068	29.8	27.0	38.0	32.9	1.0	1.0
3.5.90	7,204	43.8	28.0	52.8	8.0	11.3	—

Lambeth - continued

Streatham Hill (13 February 1992)

Streatham

Liberal Democratic Focus Team gain from Conservative

Reason for by-election:

Resignation of Colin Mason (CON)

Bayliss, Euan J.	LDFT	1,475
Evemy, Gilbert E. W. S.	CON	1,416
Hughes, Daniel J.	LAB	860
Whall, Susan A.	GRE	44



Date	Electorate	% poll	CON	LAB	LD	GRE
13.2.92	8,695	43.8	37.3	22.7	38.9	1.2
3.5.90	9,047	50.1	42.8	33.3	12.9	11.0

Streatham Hill (10 December 1992)

Streatham

Liberal Democratic Focus Team gain from Conservative

Reason for by-election:

Resignation of Kenneth J. Sharvill (CON)

Coninx, Jeremy F.	LDFT	1,586
Gentry, Bernard A.R.	CON	930
Hughes, Daniel J.	LAB	402
Pearson, Roderick J.	IND	114



Date	Electorate	% poll	CON	LAB	LD	GRE	IND
10.12.92	8,997	33.8	30.7	13.3	52.3	—	3.8
13.2.92	8,695	43.8	37.3	22.7	38.9	1.2	—
3.5.90	9,047	50.1	42.8	33.3	12.9	11.0	—

Streatham Hill (10 June 1993)

Streatham

Liberal Democratic Focus Team gain from Conservative

Reason for by-election:

Resignation of Gloria Hutchens (CON)

Bradescu, John R.	LDFT	1,974
Bloomfield, John B.	CON	645
Hughes, Daniel J.	LAB	425
Baker, Roger C.L.	GRE	33



Date	Electorate	% poll	CON	LAB	LD	GRE	IND
10.6.93	9,147	33.7	21.0	13.8	64.2	1.1	—
10.12.92	8,997	33.8	30.7	13.3	52.3	—	3.8
13.2.92	8,695	43.8	37.3	22.7	38.9	1.2	—
3.5.90	9,047	50.1	42.8	33.3	12.9	11.0	—

Lambeth - continued

Town Hall (18 July 1991)

Streatham
No change

Reason for by-election:
Resignation of Dick J. F. Sorabji (LAB)

Cattermole, Christopher N.	LAB	1,226
Letizia, Gianfranco J.	CON	994
Woolton, Gary	LD	736
Baker, Roger C. L.	GRE	207

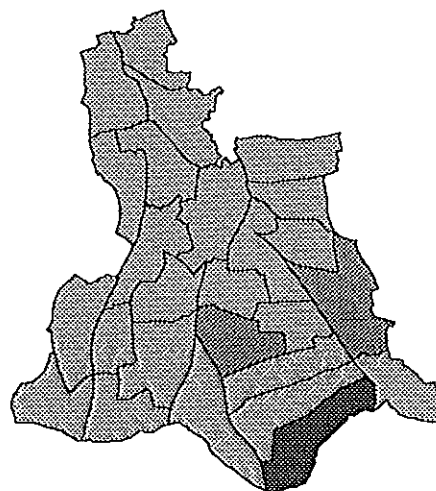


Date	Electorate	% poll	CON	LAB	LD	GRE
18.7.91	8,471	37.5	31.4	38.8	23.3	6.5
3.5.90	8,993	45.2	28.3	49.9	6.6	15.2

Lewisham

Labour Party in control

	Changes as a result of			Feb 94
	May 90	By-elections	Transfer of allegiance	
CON	6	—	—	6
LAB	58	—	—	58
LD	3	—	—	3



Catford (16 July 1992)

Lewisham West

No change

Reason for by-election:

Resignation of Theodore J.B. Yard (CON)

Greenwood, Richard	CON	1,112
Porter, Alan K.	LAB	508
Griffiths, Owen T.	LD	207
Penfold, Paul C.	NF	27



Date	Electorate	% poll	CON	LAB	LD	GRE	NF
16.7.92	5,892	31.6	60.0	27.4	11.2	—	1.5
3.5.90	5,873	48.8	48.0	40.0	—	12.0	—

Downham (19 March 1992)

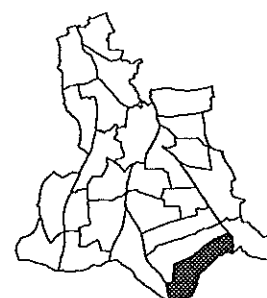
Lewisham East

No change

Reason for by-election:

Resignation of Thomas L. Fowler (LDFT)

Morgan-Huws, Marc	LDFT	1,555
Smith, Norman	LAB	1,225
Picton, Eleanor M.	CON	622



Date	Electorate	% poll	CON	LAB	LD
19.3.92	7,316	46.6	18.3	36.0	45.7
3.5.90	7,582	53.8	14.7	34.4	51.0

Lewisham - continued

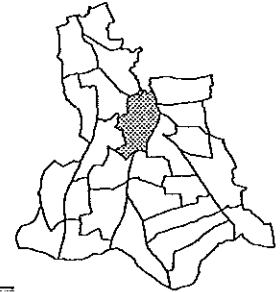
Ladywell (26 November 1992)

Lewisham Deptford
No change

Reason for by-election:

Resignation of Cathy Doyle (LAB)

Eze, Miriam A.	LAB	773
Warren, William	CON	297



Date	Electorate	% poll	CON	LAB	GRE
26.11.92	7,302	14.7	27.8	72.2	—
3.5.90	7,502	41.1	21.0	61.7	17.4

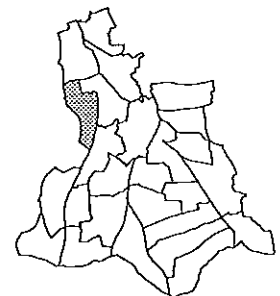
Pepys (17 October 1991)

Lewisham Deptford
No change

Reason for by-election:

Resignation of Helen A. H. Dawson (LAB)

Rudd, John C.	LAB	1,181
Brightwell, Johanna C.	LD	394
Stewart-Whyte, Douglas	CON	383



Date	Electorate	% poll	CON	LAB	LD
17.10.91	7,542	26.1	19.6	60.3	20.1
3.5.90	7,512	40.5	16.8	83.2	—

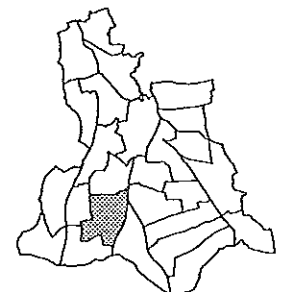
Perry Hill (15 October 1992)

Lewisham West
No change

Reason for by-election:

Death of Timothy Walsh (LAB)

Till, Alan R.	LAB	1,419
Bradshaw, Angela	CON	917
Bennett, Mark A.	LD	143
Dickson, Gerrard	NF	34



Date	Electorate	% poll	CON	LAB	LD	GRE	NF
15.10.92	8,159	30.8	36.5	56.5	5.7	—	1.4
3.5.90	8,341	45.5	36.7	50.7	—	12.6	—

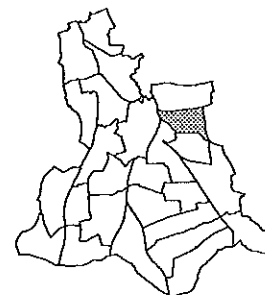
Lewisham - continued

St Margaret (20 August 1992)

Lewisham East

No change

Reason for by-election:
Death of Eric Richards (LAB)

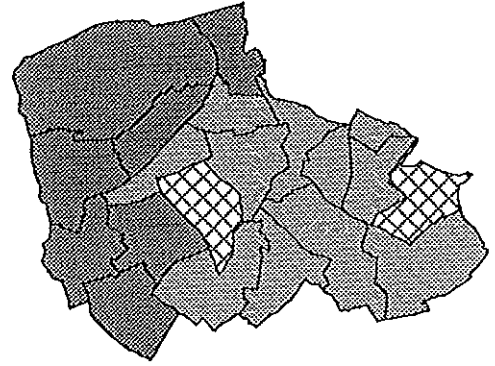


Lovett, Sally P.	LAB	1,109
Poulton, Janice E.	CON	909
Brooks, Ben L.	LD	94
Penfold, Paul C.	NF	21

Date	Electorate	% poll	CON	LAB	LD	ILAB	NF
20.8.92	5,334	40.1	42.6	52.0	4.4	—	1.0
3.5.90	5,384	53.5	37.2	50.1	8.5	4.2	—

Merton

Labour Party in control



Changes as a result of				
	May 90	By- elections	Transfer of allegiance	Feb 94
CON	22	—	—	22
LAB	29	—	—	29
IRE	3	—	—	3
REA	3	—	-1	2
IND	—	—	+1	1

A Residents' Association councillor has joined the Labour group and a Labour councillor has resigned the whip.

West Barnes (1 October 1992)

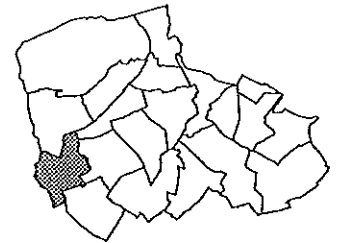
Wimbledon

No change

Reason for by-election:

Resignation of Michael J.G. Menhinick (CON)

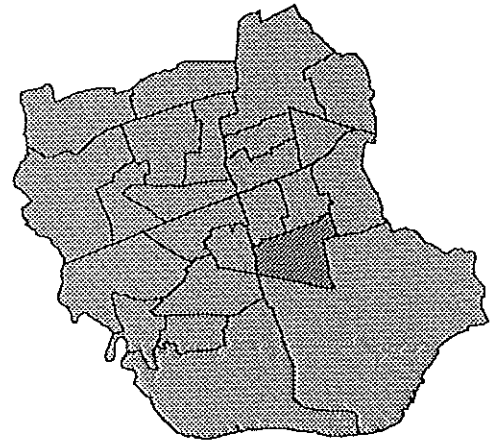
Troy, Michael F.	CON	1,250
Conquest, Steven G.	LAB	931
Willott, Alison L.	LD	558
Logan, Roger I.	IRE	225
Barrow, Jacqueline L.	GRE	76



Date	Electorate	% poll	CON	LAB	LD	GRE	IRE
1-10-92	6,972	43.6	41.1	30.6	18.4	2.5	7.4
3-5-90	6,941	57.5	45.6	30.1	—	—	24.3

Newham

Labour Party in control



Changes as a result of				
	May 90	By-elections	Transfer of allegiance	Feb 94
CON	2	+1	+1	4
LAB	57	-1	-2	51
LD	1	—	+1	2
vacant				3

Two Labour councillors resigned the Labour whip. One joined the Liberal Democratic group and the other the Conservative.

Bemersyde (27 June 1991)

Newham South

Conservative gain from Labour

Reason for by-election:

Resignation of David P. Kellaway (LAB)

Clark, Paul	CON	552
Wilson, Neil J.	LAB	524
Groombridge, Leslie E.	LD	410
Rimmer, Philip H.	GRE	91



Date	Electorate	% poll	CON	LAB	LD	GRE
27.6.91	4,353	36.3	35.0	33.2	26.0	5.8
3.5.90	4,376	42.4	30.1	44.4	12.2	13.3

Central (9 July 1992)

Newham North East

No change

Reason for by-election:

Resignation of Pallavi B. Patel (LAB)

Corbett, Ian K.	LAB	711
Rameshan, Thirugnanam	CON	416
Taylor, Arthur L.	GRE	122



Date	Electorate	% poll	CON	LAB	GRE
9.7.92	5,648	22.2	33.3	56.9	9.8
3.5.90	5,576	37.1	19.2	65.4	15.3

Newham - continued

Custom House and Silvertown (6 May 1993)

Newham South
No change

Reason for by-election:
Resignation of Kevin Gillespie (LAB)



Rackley, Christopher T.	LAB	1,137
Gladstone, David C.	CON	999
Holland, Patricia	LD	306
Oram, Elizabeth	LIB	56

Date	Electorate	% poll	CON	LAB	LD	LIB
6.5.93	8,714	28.7	40.0	45.5	12.2	2.2
3.5.90	8,964	30.5	35.0	50.1	14.9	—

Forest Gate (27 February 1992)

Newham North West
No change

Reason for by-election:
Disqualification of Pamela Furness (LAB)



Carpenter, Glynis A.	LAB	1,094
Arnopp, Richard J.	CON	634
Bell, Stephen T.	LD	489
Taylor, Arthur L.	GRE	128

Date	Electorate	% poll	CON	LAB	LD	GRE
27.2.92	7,586	31.1	27.0	46.7	20.9	5.5
3.5.90	7,499	39.4	21.0	57.0	—	22.0

Greatfield (26 November 1992)

Newham North East
No change

Reason for by-election:
Resignation of Sean Cadogan (CON)



Whitmarsh, Gary C.	CON	818
Jones, Derek W.	LAB	780
King, Kathleen V.	LD	536

Date	Electorate	% poll	CON	LAB	LD
26.11.92	8,202	26.1	38.3	36.6	25.1
3.5.90	8,255	45.4	41.9	40.9	17.2

Newham - continued

Little Ilford (9 July 1992)

Newham North East
No change

Reason for by-election:
Resignations of Patricia A. Heron (LAB) and
Bobby Thomas (LAB)

Baikie, Andrew R.	LAB	836
Wales, Robert A.	LAB	772
Groombridge, Leslie E.	LD	580
King, Kathleen V.	LD	551
Robinson, Colin D.	CON	485
Whitmarsh, Gary C.	CON	449



Date	Electorate	% poll	CON	LAB	LD
9.7.92	7,952	24.1	25.4	43.8	30.8
3.5.90	7,965	39.0	10.8	57.7	31.5

Park (6 May 1993)

Newham North West
No change

Reason for by-election:
Resignation of Dominic G. Gough (LAB)

Saunders, John	LAB	987
Mealy, Charles	CON	276
Trebetherick, Ian	GRE	214
Batten, Gerard	AFL	75
Jug, Lord T.	MRL	60

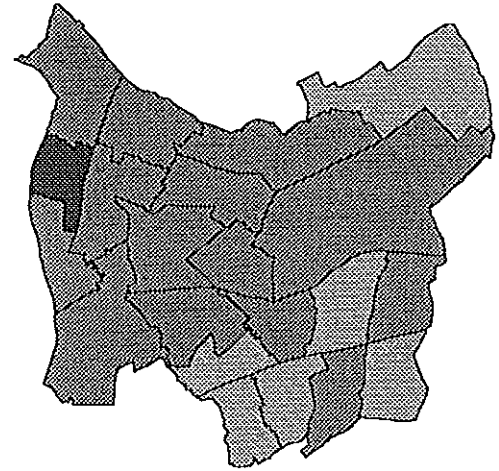


Date	Electorate	% poll	CON	LAB	AFL	GRE	MRL
6.5.93	7,125	22.7	17.1	61.2	4.7	13.3	3.7
3.5.90	7,667	33.4	19.9	62.1	—	18.0	—

Redbridge

Conservative Party in control

	Changes as a result of			Feb 94
	May 90	By-elections	Transfer of allegiance	
CON	42	—	+1	43
LAB	18	—	-2	16
LD	3	—	—	3
IND	—	—	+1	1



Two Labour councillors have resigned the whip. One has joined the Conservative group.

Cranbrook (20 May 1993)

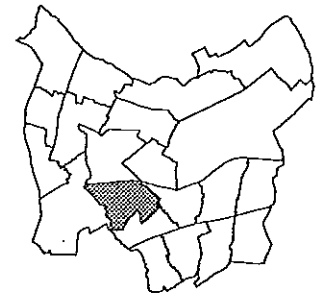
Ilford South

No change

Reason for by-election:

Death of Arnold Kinzley (CON)

Langford, Keith R.	CON	1,122
Hoedemaker, Joseph B.	LAB	1,098
Hogarth, George G.	LD	851



Date	Electorate	% poll	CON	LAB	LD	GRE	REA
20.5.93	7,654	40.2	36.5	35.8	27.7	—	—
3.5.90	7,614	54.5	43.7	29.4	5.3	7.7	13.8

Monkhams (20 May 1993)

Wanstead and Woodford

No change

Reason for by-election:

Death of Nancy H. Thurgood (CON)

Stark, Michael J.	CON	1,407
McElarney, Michael	LD	926
Pollard, Philip J.	LAB	357

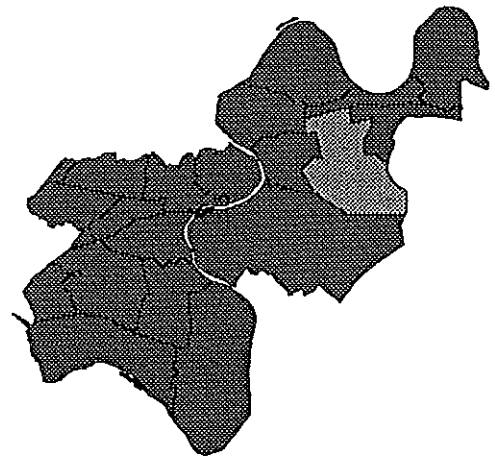


Date	Electorate	% poll	CON	LAB	LD	GRE
20.5.93	7,736	34.8	52.3	13.3	34.4	—
3.5.90	7,710	50.0	68.4	14.3	9.5	7.9

Richmond upon Thames

Liberal Democratic Party in control

Changes as a result of				
	May 90	By-elections	Transfer of allegiance	Feb 94
CON	4	-1	—	3
LD	48	+1	—	49



Central Twickenham (29 October 1992)

Twickenham

Liberal Democrat gain from Conservative

Reason for by-election:

Resignation of Anthony T. Johnson (CON)

Coombs, John W.G.	LD	896
Edwards, Jennie E.	CON	786
Gold, Michael D.	LAB	457
Morgan, Rowland R.	GRE	54
Bedford-Turner, Jeremy	NF	40



Date	Electorate	% poll	CON	LAB	LD	GRE	NF
29.10.92	5,194	43.1	35.2	20.5	40.1	2.4	1.8
3.5.90	5,029	60.0	34.6	20.6	35.3	9.5	

Hampton (22 April 1993)

Twickenham

No change

Reason for by-election:

Death of Gavin Alexander (LD)

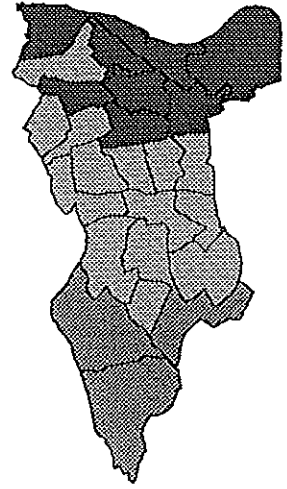
Parslow, Robert D.	LD	1,430
Woodward, Anne	CON	1,236
Cross, Martin P.	LAB	413



Date	Electorate	% poll	CON	LAB	LD
22.4.93	6,384	48.2	40.1	13.4	46.4
3.5.90	6,522	60.5	36.7	14.1	49.2

Southwark

Labour Party in control



Changes as a result of				
	May 90	By- elections	Transfer of allegiance	Feb 94
CON	6	—	—	6
LAB	37	-1	—	36
LD	21	+1	—	22

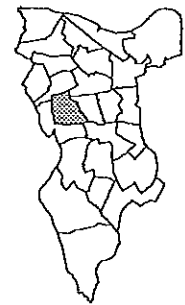
Brunswick (25 July 1991)

Peckham

Liberal Democratic Focus Team gain from Labour

Reason for by-election:

Death of John E. Maurice (LAB)

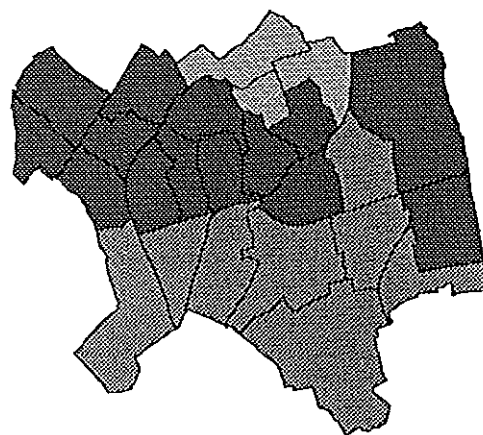


Maurice, Vivien D.	LDFT	1,076
White, Bernard	LAB	775
Bungy, Michael P. P.	CON	135
Tyler, Stephen J.	BNP	132

Date	Electorate	% poll	CON	LAB	LD	BNP	COM
25-7-91	7,645	27.8	6.4	36.6	50.8	6.2	—
3-5-90	7,374	32.0	22.8	72.7	—	—	4.5

Sutton

Liberal Democratic Party in control



	Changes as a result of			Feb 94
	May 90	By-elections	Transfer of allegiance	
CON	18	—	—	18
LAB	6	—	—	6
LD	32	—	—	32

Beddington South (30 July 1992)

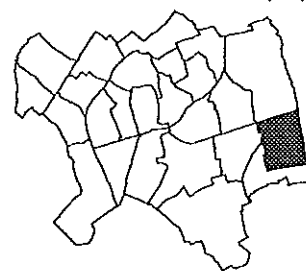
Carshalton and Wallington

No change

Reason for by-election:

Resignation of Alan R. Chewter (LD)

Edwards, Olive D.	LD	1,108
Beadle, Andrew D.	CON	824
Lloyd, Stephen P.	LAB	464
Cornford, John K.W.	GRE	91
Bamford, Danny J.B.	RLGG	45

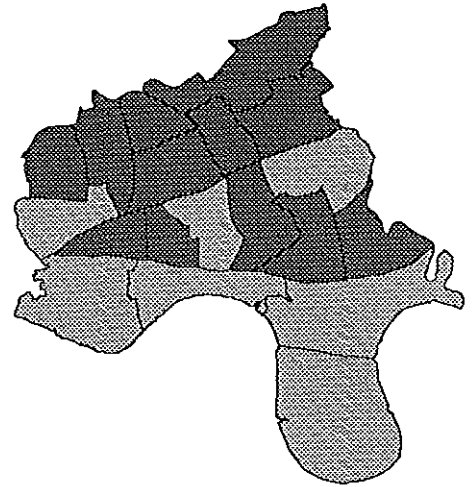


Date	Electorate	% poll	CON	LAB	LD	GRE	RLGG
30.7.92	6,561	38.6	32.5	18.3	43.8	3.6	1.8
3.5.90	6,558	54.1	27.2	25.9	43.1	—	3.7

Tower Hamlets

Liberal Democratic Party in control

	Changes as a result of			Feb 94
	May 90	By-elections	Transfer of allegiance	
LAB	20	—	—	20
LD	30	-1	—	29
BNP	—	+1	—	1



Millwall (1 October 1992)

Bow and Poplar
No change

Reason for by-election:

Resignation of Ivan F. Walker (LAB)

Johns, Edwin T.	LAB	1,275
Mathews, Jonathan P.	LDFT	1,178
Osborne, Barry J.	BNP	657
Fage, Jeremy P.	CON	182



Date	Electorate	% poll	CON	LAB	LD	BNP	GRE
1.10.92	9,756	33.8	5.5	38.7	35.8	20.0	—
3.5.90	9,203	41.3	7.5	45.1	39.9	—	7.6

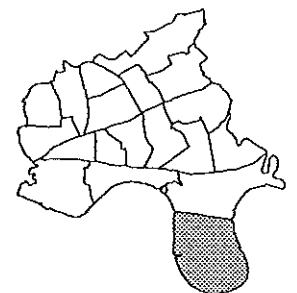
Millwall (16 September 1993)

Bow and Poplar
British National Party gain from Labour

Reason for by-election:

Resignation of David J. Chapman (LAB)

Beackon, Derek W.	BNP	1,480
Hunt, James J.	LAB	1,473
Mills, Jennifer E.	LDFT	1,284
Dickenson, Timothy R.	CON	134



Date	Electorate	% poll	CON	LAB	LD	BNP	GRE
16.9.93	9,960	44.0	3.1	33.7	29.4	33.9	—
1.10.92	9,756	33.8	5.5	38.7	35.8	20.0	—
3.5.90	9,203	41.3	7.5	45.1	39.9	—	7.6

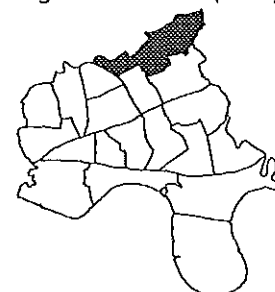
Tower Hamlets - continued

Park (19 July 1990)

Bow and Poplar
No change

Reason for by-election:
Death of Margaret R. Atkins (LDFT)

Baunton, Elizabeth	LD	779
Royal, Philip	LAB	598
Smith, Stephen	BNP	130
England, Derek	GRE	18
Livingstone, John	CON	17



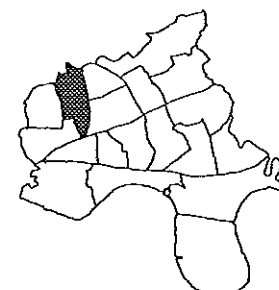
Date	Electorate	% poll	CON	LAB	LD	BNP	GRE
19.7.90	4,271	36.4	1.1	38.8	50.5	8.4	1.2
3.5.90	4,290	54.2	1.9	32.7	62.7	—	2.6

St Peter's (30 August 1990)

Bethnal Green and Stepney
Labour gain from Liberal Democratic Focus Team

Reason for by-election:
Death of Brenda M. Collins (LDFT)

Sullivan, Suzanne	LAB	1,030
Cowley, Terence	LD	915
Walsh, Kenneth	BNP	275
Quinlan, Sarah-Jane	CON	53



Date	Electorate	% poll	CON	LAB	LD	BNP	GRE
30.8.90	7,375	31.0	2.3	45.3	40.3	12.1	—
3.5.90	7,340	48.3	—	34.0	57.7	—	8.3

Spitalfields (27 August 1992)

Bethnal Green and Stepney
No change

Reason for by-election:
Resignation of Abbas Uddin (LAB)

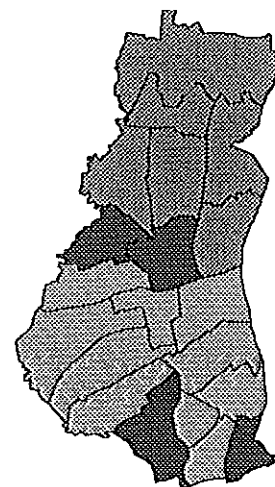
Mizan, Syed A.	LAB	1,098
Bakth, Mohammed S.	CON	536
Walsh, Kenneth A.	BNP	82



Date	Electorate	% poll	CON	LAB	BNP	CC	GRE	IT
27.8.92	5,501	31.5	31.2	64.0	4.8	—	—	—
3.5.90	5,609	42.9	11.2	58.2	2.8	9.6	8.5	9.8

Waltham Forest

Labour Party in control



Changes as a result of				
	May 90	By- elections	Transfer of allegiance	Feb 94
CON	16	—	—	16
LAB	30	—	-1	29
LD	11	—	—	11
IND	—	—	+1	1

A Labour councillor has resigned the whip.

Leytonstone (15 October 1992)

Leyton

No change

Reason for by-election:

Resignation of Patrick J. Hayes (LAB)

Gray, Jennifer	LAB	1,194
Fryer, Jonathan H.	LDFT	969
Thompson, Michael	CON	182
Bex, Colin R.	IND	112

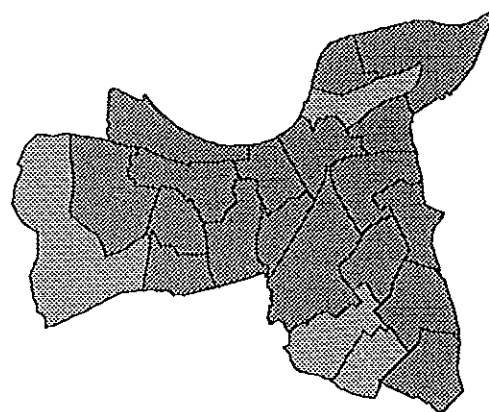


Date	Electorate	% poll	CON	LAB	LD	GRE	IND
15.10.92	8,389	29.3	7.4	48.6	39.4	—	4.6
3.5.90	8,224	46.6	22.2	54.0	9.9	13.8	—

Wandsworth

Conservative Party in control

Changes as a result of				
	May 90	By- elections	Transfer of allegiance	Feb 94
CON	48	—	—	48
LAB	13	—	—	13



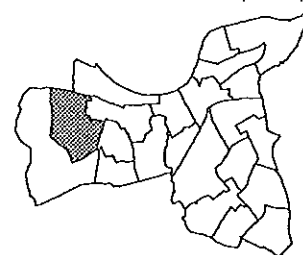
West Putney (12 December 1991)

Putney
No change

Reason for by-election:

Death of Eric J. Somerville-Jones (CON)

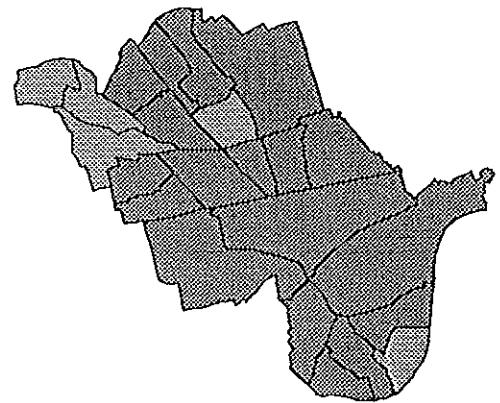
Maccabee, Terence	CON	1,761
Jones, Francis H.	LAB	1,155
Martyn, John D.	LD	214



Date	Electorate	% poll	CON	LAB	LD	GRE
12.12.91	9,748	32.2	56.3	36.9	6.8	—
3.5.90	9,666	59.8	58.0	30.2	5.4	6.4

Westminster, City of

Conservative Party in control



Changes as a result of				
	May 90	By- elections	Transfer of allegiance	Feb 94
CON	45	—	—	45
LAB	15	—	—	15

Harrow Road (6 May 1993)

Westminster North

No change

Reason for by-election:

Resignation of Joseph Glickman (LAB)

Rosenberg, Jacqueline M.	LAB	1,639
Joiner, Timothy M.	CON	598



Date	Electorate	% poll	CON	LAB	GRE
6.5.93	6,390	35.2	26.7	73.3	—
3.5.90	5,953	49.7	31.9	60.0	8.0

Hyde Park (25 March 1993)

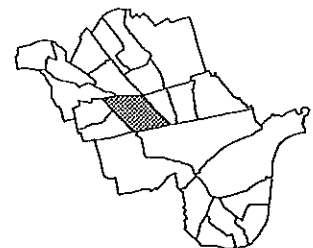
City of London and Westminster South

No change

Reason for by-election:

Resignation of Shirley Porter (CON)

Lazarus, Edmund A.	CON	870
Ashdown, Robert V.	LAB	309
Goldstein, Zöe	LD	103



Date	Electorate	% poll	CON	LAB	LD	GRE
25.3.93	4,349	29.6	67.9	24.1	8.0	—
3.5.90	4,242	43.8	68.3	16.8	5.9	9.0

City of Westminster - continued

Millbank (28 October 1993)

City of London and Westminster South
No change

Reason for by-election:

Death of Hugh G. Garside (LAB)

Winters, Simon J.	LAB	1,286
Haynes, Harry	CON	722
Lang, Margaret	LD	223



Date	Electorate	% poll	CON	LAB	LD
28.10.93	5,631	39.8	32.4	57.6	10.0
3.5.90	5,395	57.1	42.8	51.8	5.3

Regent's Park (21 March 1991)

Westminster North
No change

Reason for by-election:

Resignation of Barry C. Legg (CON)

Wells, William A.	CON	1,569
Grahame, Barbara J.	LAB	529



Date	Electorate	% poll	CON	LAB	LD
21.3.91	5,767	36.6	74.8	25.2	
3.5.90	5,782	49.3	68.3	22.5	9.2

Index of candidates and out-going councillors

Elected candidates

Adams, Simon H.	54	Crichton Stuart, Marietta F.	54	Leibowitz, Isaac	30	Riley, Edward N.	23
Allen, Anthony G.M.	31	Curtis, Ronald J.	11	Leon, Garry C.	38	Robson, Denise M.	30
Baikie, Andrew R.	63	De Beer, Maureen	38	Lines, David	20	Rosenberg, Jacqueline M.	72
Bass, Graham J.	22	Edwards, Olive D.	67	Livney, Karen R.	43	Rudd, John C.	58
Baunton, Elizabeth	69	Ellison, Jane E.	13	Lovett, Sally P.	59	Ryan, John J.	16
Bayliss, Euan J.	55	Evans, David M.	26	Ludford, Sarah A.	47	Ryan, Patrick T.	22
Beackon, Derek W.	68	Eze, Miriam A.	58	Maccabee, Terence	71	Sacks, Deborah	18
Bishop, David A.	42	Fairfield, Anthony	45	Makanji, Narendra	36	Saunders, John	63
Blackwood, Clive D.	48	Fletcher, Simon	19	Mallon, Mark A.	39	Shahzad, Ahmad	16
Bonner, Sarah C.	51	Fraser, Keith D.M.	24	Malt, Sylvia	14	Skipper, Sylvia G.	35
Boye-Anawomah, Michael	47	Gibb, Ian	23	Manheim, Vivienne H.	35	Skolar, Peter J.	19
Bradescu, John R.	55	Glover, Antony C.	34	Marks, Gina E.	13	Smith, Dereck A.	41
Brocklesby, Fiona	18	Gray, Jennifer	70	Martin, Noel A.	15	Stark, Michael J.	64
Brown, Daniel E.	15	Green, Anthony R.	54	Mason, Patrick	50	Steele, Pamela J.	36
Bryant, Christopher J.	30	Greenwood, Richard	57	Maurice, Vivien D.	66	Stent, Julia P.	29
Bull, Andrew J.	52	Ground, Andrew P.	34	McCullough, Phillip	29	Sullivan, Suzanne	69
Burling, Charles E.	22	Hackworth-Young, Jane	32	Migdal, Patricia M.	33	Thacker, Audrey D.	25
Carpenter, Glynis A.	62	Haines, Royston S.	44	Millican, David	24	Till, Alan R.	58
Cartwright, Kenneth M.	32	Harris, Hugh R.	27	Mitchell, Jean H.	40	Troy, Michael F.	60
Cattermole, Christopher N.	56	Hill, Walter J.	45	Mizan, Syed A.	69	Turner, Alan J.	12
Chalk, Peter D.	48	Hoye, Peter D.	31	Morgan-Huws, Marc	57	Twigg, Stephen	49
Churchill, Robert W.	19	Hubbard, Carole M.	17	Morris, Jane E.	33	Twomey, Patricia A.	11
Clark, Paul	61	Hyman, Howard	31	Moseley, Marian O.	28	Wales, Robert A.	63
Cleeveley, Neil J.	36	Johns, Edwin T.	68	Murphie, Philip N.	37	Watts, Paul A.	25
Codd, Janette D.	14	Karmel, Alexander P.	33	Parslow, Robert D.	65	Way, Francis	43
Collins, Stuart	21	Khamisa, Mohammed J.	12	Persaud, Tullah	16	Wells, William A.	73
Coninx, Jeremy F.	55	Khangura, Harbakhsh S.	44	Peters, Graem	17	Whitmarsh, Gary C.	62
Cook, Dennis J.	41	Klamut, Wojciech	45	Poston, Dermot D.	27	Williams, Brian G.T.	39
Coombs, John W.G.	65	Lamey, Valerie	46	Prentice, Christine A.	21	Winters, Simon J.	73
Corbett, Ian K.	61	Langford, Keith R.	64	Prentice, Sally	53	Woolford, Raymond D.	53
Corthorne, Philip N.	43	Lasharie, Allah Y.M.	50	Rackley, Christopher T.	62		
Cox, Laurence J.	39	Lazarus, Edmund A.	72	Ramsey, Marjorie F.	40		
Crawley, Pauline D.	42	Leask, Ian D.	30	Richards, Lydia A.	48		

Out-going councillors

Abel, Kenneth R.	42	Chapman, David J.	68	Grant, Ronald P.	38	Mackay, Jane	48
Adams, Reginald G.	17	Chewter, Alan R.	67	Green, Charles D.	39	Mallett, Ian R.	54
Adamson, Chris	48	Collins, Brenda M.	69	Harper, Harriet J.	16	Marks, Valerie D.	45
Alexander, Gavin	65	Congdon, David L.	22	Harskin, Mike	15	Martin, William H.	45
Allan, Ann A.	22	Cooper, Howard C.	39	Hayes, Patrick J.	70	Mason, Colin	55
Allen, Henry H.	23	Dawson, Helen A.H.	58	Helsdon, Mary C.	19	Matthews, Paul A.	47
Atherton, Candy	48	Denney, Richard J.	39	Heron, Patricia A.	63	Maurice, John E.	66
Atkins, Margaret R.	69	Devote, Julia O.	20	Hetherington, Robert	24	McCafferty, Hilda M.	33
Baird, Hazel A.D.	16	Dippel, Denis L.	13	Hume, Richard E.	16	McDonald, Simon C.J.	18
Belhaven, Rosemary	34	Doyle, Cathy	58	Hutchens, Gloria	55	McGrath, Terence T.	34
Blackburne, William A.	36	Emsley, Vaughan A.	19	John, Anthony C.	24	Menhinick, Michael J.G.	60
Blazey, Montague I.	17	Flewitt, Mark A.	41	Johnson, Anthony T.	65	Mikkides, Andreas	36
Bogan, Gordon Mcl.	43	Foley, Paul	30	Kear, Kenneth L.	27	Murphy, Sheila M.	37
Bond, Ann E.	51	Fowler, Thomas L.	57	Kellaway, David P.	61	Nicholas, Georgina M.C.	31
Bousquet, Benjamin T.	50	Furness, Pamela	62	Kerridge-Smith, Pauline	29	Nicholas, Graham P.	53
Brake, Thomas A.	29	Garside, Hugh G.	73	Khote, Jean	31	Nicholson, Christopher A.	52
Brennand, Giles J.	27	Gillespie, Kevin	62	King, Christopher M.B.	49	Nixon, Leslie	38
Brooke, Roger D.	25	Glickman, Joseph	72	Kinzley, Arnold	64	North, Henry A.	44
Burlton, Kenneth J.	32	Goddard, Vladimir C.	25	Le Pla, Keith A.	14	Patel, Pallavi B.	61
Butler, Vic	35	Golden, William	36	Legg, Barry C.	73	Pauling, Edward J.	44
Buttress, Andrew S.	30	Gough, Dominic G.	63	Leggett, Peter E.	45	Pope, Terence G.	35
Cadogan, Sean	62	Gowland, Raymond	11	Linden, Jane	30	Porter, James E.	26
Caldwell, Peter	46	Graham, Honor J.	23	Lukey, Vivienne J.	33	Porter, Shirley	72

Notes: The number shown against the name of each candidate denotes the page on which their result features.

Out-going councillors - continued

Prentice, Bridget	32	Sims, Timothy J.K.	13	Taylor, Susan T.	21	Walsh, Timothy	58
Reedy, Francis P.	30	Singh, Joseph	54	Thomas, Bobby	63	Watson, Trevor A.	11
Remfry, William A.	40	Slatcher, Anthony J.	21	Thurgood, Nancy H.	64	Willis, Sean L.	41
Richards, Eric	59	Smith, Alice E.	40	Tow, Derek J.	43	Yard, Theodore J.B.	57
Robathan, Andrew R.G.	33	Smith, Susan T.B.	54	Tuite, John	53	Yaxley, John D.P.	22
Sams, Brian A.	14	Somerville-Jones, Eric J.	71	Uddin, Abbas	69	Yorath, David L.	47
Sargeant, Malcolm G.	12	Sorabji, Dick J.F.	56	Uddin, Ali M.B.	31	Younge, Patrick A.	50
Saunders, Alfred	19	Soskin, Veronica C.	12	Wakeham, John M.	18		
Sewell, Graham E.	42	Spray, Jean M.	15	Walker, Ivan F.	68		
Sharvill, Kenneth J.	55	Taylor, Roger J.	28	Walker, John	43		

All candidates

Ackers, John H.	48	* Brocklesby, Fiona	18	Cox, Richard J.	17	Flint, William	14
* Adams, Simon H.	54	Brooks, Ben L.	59	* Crawley, Pauline D.	42	Forrest, Paul	26
* Allen, Anthony G.M.	31	Brosnan, Michael E.	36	Creighton, James M.	13	Foulds, Archie T.	39
Allen, David A.	35	* Brown, Daniel E.	15	* Crichton Stuart, Marietta F.	54	Fox, Bridget C.	48
Anderson, Jeffrey A.	38	Brown, Thomas G.	39	Cross, Joanne L.	12	* Fraser, Keith D.M.	24
Arnopp, Richard J.	62	Bruce, Donald O.	39	Cross, Martin P.	65	Friend, Martin	45
Ashdown, Robert V.	72	* Bryant, Christopher J.	30	Crosskey, Roger S.	32	Frisby, Terence M.	33
Austin, Jack H.	44	Budge, Peter	36	Cuddehay, Colin P.	19	Fryer, Jonathan H.	70
* Baikie, Andrew R.	63	* Bull, Andrew J.	52	Currie, Sylvia	18	Games, Stephen N.	19
Baker, Roger C.L.	55, 56	Bungy, Michael P.P.	66	* Curtis, Ronald J.	11	Gasson, Violet M.	11
Bakth, Mohammed S.	69	* Burling, Charles E.	22	Cuthbertson, David R.	29	Gentry, Bernard A.R.	55
Bamford, Danny J.B.	67	Burlingham-Johnson, Ajay	51	Dalal, Rusi K.	23	* Gibb, Ian	23
Barker, Valerie A.E.	33	Burns, David H.	37	Darvill, Keith E.	40	Gilbert, Jack	19
Barrow, Jacqueline L.	60	Butler, Paul	36	Davie, Timothy D.	33	Gilbert, Jack	39
* Bass, Graham J.	22	Cagnoni, Helen M.	47	Davies, Harry	43	Gladstone, David C.	62
Batten, Gerard	63	Callen, John P.	21	Davies, Jonathan M.	12	* Glover, Antony C.	34
* Baunton, Elizabeth	69	Cannon, Peter A.	53	Davis, Stuart J.	28	Glover, Christina L.	47, 48
* Bayliss, Euan J.	55	* Carpenter, Glynis A.	62	* De Beer, Maureen	38	Gold, Michael D.	65
Beacham, David M.	35	* Cartwright, Kenneth M.	32	Dean, Theresa M.	15	Golden, William	36
* Beackon, Derek W.	68	* Cattermole, Christopher N.	56	Deaner, Olga G.	12	Goldstein, Zöe	72
Beadle, Andrew D.	67	Cecil, Rupert L.A.	51	Dickenson, Timothy R.	68	Goodman, Robert E.	39
Bedford-Turner, Jeremy	65	* Chalk, Peter D.	48	Dickie, Andrew V.A.	13	Goodwin, Jacqueline M.	23
Bell, Stephen T.	62	Charalambous, Andrew L.	36	Dickson, Andrew G.	32	Graham, John F.	11
Bennett, Mark A.	58	Chatterton, William R.	45	Dickson, Gerrard	58	Grahame, Barbara J.	73
Benziger, Roderick R.V.L.	36	Cheesbrough, William G.	43	Donoghue, Michael J.	30	* Gray, Jennifer	70
Berti, Ivan K.S.	45	* Churchill, Robert W.	19	Drew, Richard K.	42	* Green, Anthony R.	54
Best, Keith L.	54	Clark, Frederick W.	25	Duckworth, Phillip D.	22	Green, David M.	29
Bex, Colin R.	70	* Clark, Paul	61	Duncan, Patricia A.	13	Green, David R.	29
* Bishop, David A.	42	* Cleeveley, Neil J.	36	Dunn, Margot J.	47	Greenwood, Diane I.	43
* Blackwood, Clive D.	48	* Codd, Janette D.	14	Dunwoody, David J.	34	* Greenwood, Richard	57
Blake, Charles E.	38	Collier, Peter J.	22	Edwards, Jennie E.	65	Griffiths, Owen T.	57
Bland, Francis E.	40	* Collins, Stuart	21	* Edwards, Olive D.	67	Groombridge, Leslie E.	61, 63
Bloomfield, John B.	55	Collins, William S.B.	53	Eldridge, Mark	47	* Ground, Andrew P.	34
Boddington, Robert C.H.	50	* Coninx, Jeremy F.	55	Ellingham, Nicola C.	17	Gupta, Brij M.	23
* Bonner, Sarah C.	51	Conquest, Steven G.	60	* Ellison, Jane E.	13	Gurrin, Anthony C.	44
Bowring, Samantha C.	36	* Cook, Dennis J.	41	England, Derek	69	Guthrie, Eileen W.	27
* Boye-Anawomah, Michael	47	* Cooley, Stephen A.	53	* Evans, David M.	26	* Hackworth-Young, Jane	32
Brace, Malcolm T.	40	* Coombs, John W.G.	65	Evemy, Gilbert E.W.S.	55	Hagyard, John	27
Braddick, Tracey A.	47	Cope, Jonathan R.	22	Evers, Jason H.	54	Hailes, Charles W.	17
* Bradescu, John R.	55	* Corbett, Ian K.	61	* Eze, Miriam A.	58	* Haines, Royston S.	44
Bradley, John	45	Cornford, John K.W.	67	* Fage, Jeremy P.	68	Hall, John K.	26
Bradshaw, Angela	58	Corrie, Roderick J.	32	* Fairfield, Anthony	45	Harding, Guy L.	22
Bradshaw, Stephen D.	53, 54	* Corthorne, Philip N.	43	Finch, Graham D.	39	* Harris, Hugh R.	27
Bright, Anthony W.	47	Cowley, Terence	69	Fitch, Jennifer M.	17	Hay, Christine	45
Brightley, Leo B.	52	* Cox, Laurence J.	39	* Fletcher, Simon	19	Haynes, Harry	73
Brightwell, Johanna C.	58	Cox, Michael F.	43	Flindall, Ian E.	42	Healy, Sean P.	11

Notes: Elected candidates are denoted by an asterisk against their names.

The number shown against the name of each candidate denotes the page on which their result features.

All candidates - continued

* Hill, Walter J.	45	Luby, Ellen	19	Parkes, Simon B.	30	Sills, Christopher D.	30, 31
Hoedemaker, Joseph B.	64	Lucas, Leonard	31	* Parslow, Robert D.	65	Sims, Timothy J.K.	13
Hogarth, George G.	64	* Ludford, Sarah A.	47	Patel, Rajnikant R.	54	Singh, Michele S.J.	54
Holland, Patricia	62	* Maccabee, Terence	71	Payne, Ian G.	21	* Skipper, Sylvia G.	35
Hollands, Marghanita C.P.H.	25	Macleod, Sheila Mack.	25	Peacock, Sheila	36	* Skolar, Peter J.	19
Holmes, David A.	21	Magnowska, Christine R.	24	Pearson, Roderick J.	55	Slater, Stuart R.	14
Homan, Lisa F.	34	* Makanji, Narendra	36	Peeling, Arthur V.	19	Smart, Michael W.	27
Hopkins, Nicholas M.	33	* Mallon, Mark A.	39	Penfold, Paul C.	57, 59	* Smith, Dereck A.	41
Horridge, Vera A.B.	25	Mallone, Ronald S.	27	Perkins, Jennifer L.	37	Smith, Julian L.	15
* Hoye, Peter D.	31	* Malt, Sylvia	14	* Persaud, Tullah	16	Smith, Norman	57
* Hubbard, Carole M.	17	* Mannheim, Vivienne H.	35	* Peters, Graem	17	Smith, Stephen	69
Hughes, Daniel J.	55	Mann, Laurance	45, 46	Picton, Eleanor M.	57	Somper, Dawn	20
Humphrey, Victor L.	15	* Marks, Gina E.	13	Pollard, Philip J.	64	Spanswick, Madeleine M.	29
Hunt, James J.	68	Martin, Carmel	17	Porter, Alan K.	57	Spargo, Patricia J.	42
Hunt, Sally P.	16	* Martin, Noel A.	15	* Poston, Dermot D.	27	Stacey, Brett	44
Hurlstone, Terry E.	41	Martyn, John D.	71	Potts, Henry W.	18	Stack, Karen S.	47
Hurst, Phillip J.	24	* Mason, Patrick	50	Poulton, Janice E.	59	* Stark, Michael J.	64
* Hyman, Howard	31	Mathews, Jonathan P.	68	* Prentice, Christine A.	21	* Steele, Pamela J.	36
Ive, David H.	13	* Maurice, Vivien D.	66	* Prentice, Sally	53	* Stent, Julia P.	29, 31
Jacques, David L.	34	Mayson, Richard J.	50	Prior, Nicholas	19	Stewart-Whyte, Douglas	58
Jain, Balbhadar	45	McCann, Patrick	47	Pritchard, John M.	15	Stimson, Michael A.	52
Jenner, Peter J.	36	* McCullough, Philip	29	Puddicombe, Cherry A.	32	Stone, Oliver L.	12
Jennings, Simon	37	McElarney, Michael	64	Pugsley, Gregory F.	46	Sugden, Alexandra E.	33
* Johns, Edwin T.	68	McGurk, James B.	42	Quinlan, Sarah-Jane	69	* Sullivan, Suzanne	69
Joiner, Timothy M.	72	McHugh, Francis P.	52	* Rackley, Christopher T.	62	Swindells, Matthew J.	53
Jones, Derek W.	62	McIntosh, Angus J.	32	Rahman, Mohammad A.	44	Taylor, Arthur L.	61, 62
Jones, Francis H.	71	McKay, Helen	23	Rameshan, Thirugnanam	61	Taylor, Simon H.	29
Jones, Margaret	11	Mealy, Charles	63	* Ramsey, Marjorie F.	40	* Thacker, Audrey D.	25
Jones, Paul J.	33, 50	Meiklejohn, Christina L.	24	Randall, Pamela A.	22	Thomas, Paul A.	31
Joshi, Navinchandra N.	16	Middleton, Maureen B.	31	Raymond, William	46	Thomas, William D.	48
Jug, Lord T.	63	* Migdal, Patricia M.	33	Reader, Thomas	46	Thomason, Susan C.	39
Kane, Alpha K.	36	* Millican, David	24	Rhodes, Jill	42	Thompson, Michael	70
Kansagra, Suresh L.	15	Mills, Jennifer E.	68	* Richards, Lydia A.	48	Thorpe, Gervase J.	33
* Karmel, Alexander P.	33	* Mitchell, Jean H.	40	Rifat, Bairam	48	* Till, Alan R.	58
Kaufmann, Florence H.	13	* Mizan, Syed A.	69	* Riley, Edward N.	23	Tranter, Kenneth S.	48
Kennedy, Paul G.	34	* Moffitt, Keith	20	Rimmer, Philip H.	61	Trebetherick, Ian	63
Kenway, Karyn T.	43	Morgan, Rowland R.	65	Robinson, Colin D.	63	* Troy, Michael F.	60
* Khamisa, Mohammed J.	12	* Morgan-Huws, Marc	57	* Robson, Denise M.	30	* Turner, Alan J.	12
* Khangura, Harbakhsh S.	44	* Morris, Jane E.	33	Rolph, Beatrice M.	48	* Twigg, Stephen	49
* Khote, Ahmed I.	30	* Morse, John V.	43	Rorison, Elizabeth J.	48	* Twomey, Patricia A.	11
King, Kathleen V.	62, 63	* Moseley, Marian O.	28	* Rosenberg, Jacqueline M.	72	Twose, Nigel S.	25
* Klamut, Wojciech	45	Mundlak, Esther B.	19	Rowe, Leslie A.	24	Tyler, Stephen J.	66
Knight, Patricia F.L.	21, 22	Munro, Terence C.	16	Royal, Philip	69	Verduyn, Anthony J.	19
* Lamey, Valerie	46	* Murphie, Philip N.	37	* Rudd, John C.	58	Vickery, John H.	28
Lang, Margaret	73	Nally, Steven P.	53, 54	Rumble, David C.	35	Vintcent, Toby N.	32
* Langford, Keith R.	64	Newcombe, Stephen T.	16	* Ryan, John J.	16	Wainwright, Ann C.	47, 49
* Lasharie, Allah Y.M.	50	Nicholls, Eric	41	Ryan, Matthew T.	49	* Wales, Robert A.	63
* Lazarus, Edmund A.	72	Nicholls, John C.	41	* Ryan, Patrick T.	22	Walmsley, Lynda F.	44
* Leask, Ian D.	30	Norton, Henry J.	22	* Sacks, Deborah	18	Walsh, Kenneth A.	69
* Leibowitz, Isaac	30, 31	O'Connell, Peter G.	54	* Saunders, John	63	Walton, Simon K.	35
* Leon, Garry C.	38	O'Connor, Mary Aileen	43	Scott, Keith J.	27	Warren, William	58
Letizia, Gianfranco J.	56	O'Connor, Raymond J.	44	Sears, Stephen A.	24	Warshaw, Ronald D.	38
Lewis, Dorothy I.	12	O'Dwyer, Susan	17	Seibe, Astra	23	Waters, John	14
* Lines, David	20	Okocho, Dennis	16	Self, Diana M.	19	* Watts, Paul A.	25
Livingstone, John	69	Oliver, Anthony	23	Selous, Andrew E.A.	54	* Way, Francis	43
* Livney, Karen R.	43	Oram, Elizabeth	62	Seymour, Anthony H.	38	Weitzman, Adam J.	50, 51
Lloyd, Samantha A.	31	Osborne, Barry J.	68	* Shahzad, Ahmad	16	* Wells, William A.	73
Lloyd, Stephen P.	67	Owaka, Smart O.	16	Sharkey, Ann-Marie	43	Whall, Susan A.	55
Logan, Roger I.	60	Owens, Maureen J.	54	Shawcross, Valerie	22	White, Bernard	66
* Lovett, Sally P.	59	Oza, Mahendra	49	Silk, Cynthia	18	White, Stuart A.	14

Notes: Elected candidates are denoted by an asterisk against their names.

The number shown against the name of each candidate denotes the page on which their result features.

All candidates - continued

Whitelaw, Heather E.	30	* Williams, Brian G.T.	39	Wolfe, Katherine	31	* Woolford, Raymond D.	53
* Whitmarsh, Gary C.	62, 63	Willott, Alison L.	60	Woodard, Linda	30	Woolton, Gary	54, 56
Whyser, Boris	25	Wilson, Neil J.	61	Woodland, Graham D.	16	Yates, Michael A.	27
Wilde, Peter K.	53	* Winters, Simon J.	73	Woodward, Anne	65	Youd, Anthony N.	17
Wilkes, Ian H.	40	Wise, Zalkind Y.	30	Woodward, Ian M.	40		

Notes: Elected candidates are denoted by an asterisk against their names.
The number shown against the name of each candidate denotes the page on which their result features.