



10th MEN'S EUROPEAN HANDBALL CHAMPIONSHIP

EURO 2012



Cumulative Statistics

DEN - Denmark After 8 Games

Coach: WILBEK Ulrik

Time outs: 14 Avg. Time outs: 1.8

No	Name	M	Total			All Goals / Shots						Punishments				Offence			Defence			TP	
			P	Goals	Shots	%	7mP	7m%	6mC	Wing	BT	FB	9m	YC	RC	2M	2+2	AS	R7	TO/TF	ST		BS
1	LANDIN JACOBSEN Niklas	8	1	1	100						1/1					5		1					7:38:23
2	MOGENSEN Thomas M.	8	18	44	41			5/8	0/2	5/8	4/5	4/21	4		2		9	3	4 / 2	2	4	4	4:44:43
3	CHRISTIANSEN Mads	8	0	4	0				0/1	0/1	0/1	0/1	2				4			2		1	1:18:27
8	LAUGE SCHMIDT Rasmus	8	18	37	49			5/8	3/5	3/6		7/18			1		11		3 / 5				2:23:04
9	CHRISTIANSEN Lars	8	14	25	56	5/8	63		5/10	1/1	3/6		1				1	2	/ 1	1		1	3:14:54
10	MARKUSSEN Nikolaj	8	7	21	33			3/3		0/2		4/16			1		7	1	/ 4			1	1:14:09
11	EGGERT JENSEN Anders	8	30	39	77	13/17	76	1/1	6/9		10/12						1			1		1	4:06:17
13	SPELLERBERG Bo	6	8	14	57			1/4		4/6		3/4					8	5	6 / 2			1	1:33:01
17	SVAN HANSEN Lasse	7	7	13	54				6/12		1/1				2				/ 1	2			1:33:33
18	LINDBERG Hans	8	29	46	63	2/2	100	1/1	15/27		11/16				3		2	3	/ 4		2	2	6:26:44
19	TOFT HANSEN René	8	13	19	68			11/16	1/1		1/2		4		5		2	2	2 / 2	3	9	5	5:24:52
20	CLEVERLY Marcus	8																					21:37
22	SØNDERGAARD SARUP Kasper	8	13	30	43			2/7	1/3	1/2		9/18					13	4	3 / 8				2:28:20
23	TOFT HANSEN Henrik	8	12	13	92			9/10			3/3		1		2		4	6	/ 1	4	4		2:36:28
24	HANSEN Mikkel	8	45	89	51			6/14	2/5	7/8	3/3	27/59	5		1		30	1	11 / 4	4	2	4	7:05:26
26	NIELSEN Kasper	8	1	3	33						1/2	0/1	6		8		2		/ 1	2	3	4	3:50:02
Team													3							4			
Totals			216	398	54	20/27	74	44/72	39/75	21/34	38/52	54/138	26	0	25	0	99	27	30 / 39	21	24	26	8:00:00

No	Name	M	Total			All Saves / Shots									
			P	Saves	Shots	%	7mP	7m%	6mC	Wing	BT	FB	9m	9m%	NS
1	LANDIN JACOBSEN Niklas	8	105	293	36	7/24	29	22/87	12/37	5/22	9/30	50/93	54	39/146	27
20	CLEVERLY Marcus	8	4	17	24	0/2	0	2/7	1/2	0/1	0/1	1/4	25	3/10	30
Totals			109	310	35	7/26	27	24/94	13/39	5/23	9/31	51/97	53	42/156	27

Attacks

Team	All		Player Majority		Player Minority		Position Attacks		FB		Ind. FB		Team FB		TO	TO %
	G/Att.	%	G/Att.	%	G/Att.	%	G/Att.	%	G/Att.	%	G/Att.	%	G/Att.	%		
DEN	216/422	51	32/51	63	14/35	40	178/367	49	38/55	69	6/9	67	32/46	70	69	16

Legend:	
%	Efficiency
AS	Assists
EX	Exclusions
n/a	not applicable
S/S	Saves/Shots
Wing	Wing Shots
2Min	2 Minute Suspensions
BM	Bronze Medal Match
FB	Fast Breaks
PL	Placement
SF	Semifinal
YC	Yellow Cards
6m	6-metre Shots
BS	Blocked Shots
G/S	Goals/Shots
PR	Preliminary Round
ST	Steals
7m	7-metre Shots
BT	Breakthroughs
GM	Gold Medal Match
QF	Quarterfinal
TF	Technical Faults
9m	9-metre Shots
DSQ	Disqualified
MP	Matches Played
RC	Red Cards
TP	Time Played



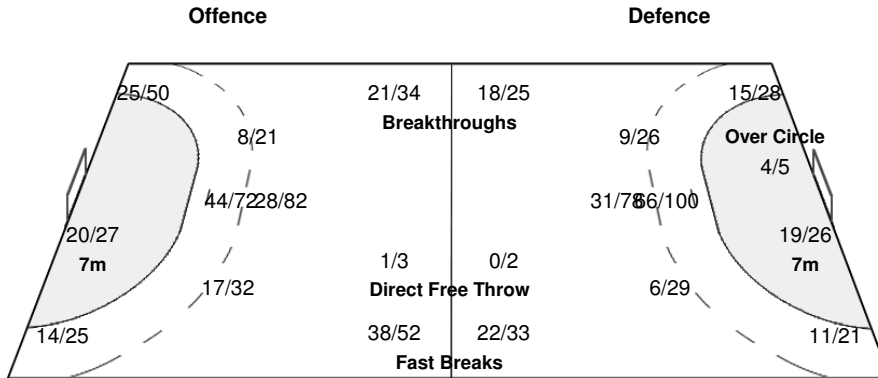
Cumulative Statistics

DEN - Denmark After 8 Games

OverView of Shot Distribution

Players Goals / Shots

Team		
Goals / Shots		
15/21	10/22	19/23
28/48	2/14	21/43
56/69	15/23	49/58
19-Missed 18-Post 35-Blocked		



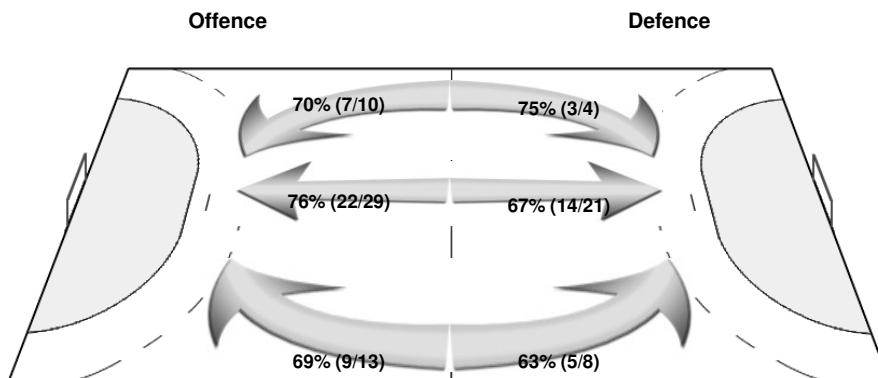
Goalkeepers
Saves / Shots

2/14	5/16	8/19
22/54	9/9	22/39
16/62	10/36	13/59

1 LANDIN JACOBSEN N

2/14	4/13	7/18
21/51	9/9	22/37
16/58	10/34	12/57

Shot Distribution Fast Breaks



20 CLEVERLY M

1/3	1/3	1/1
0/4	0/2	0/2
0/4	0/2	1/2

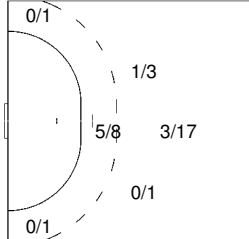


Cumulative Statistics

DEN - Denmark After 8 Games

Players Shot Distribution Goals / Shots

2 MOGENSEN Thomas M.

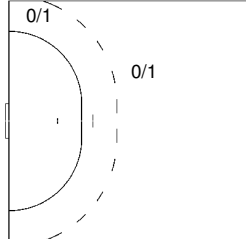


1/2	1/3	1/1
2/3	0/2	3/3
7/10	3/5	0/1

3-Missed
4/5
Fast Breaks

10-Blocked
5/8
Breakthroughs

3 CHRISTIANSEN Mads

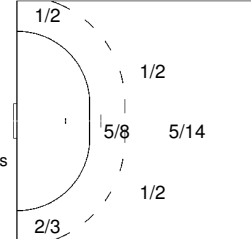


0/1	0/2
-----	-----

1-Missed
0/1
Fast Breaks

0/1
Breakthroughs

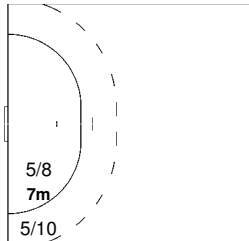
8 LAUGE SCHMIDT Rasmus



4/4	1/3	4/6
3/4		1/2
3/4		2/2

2-Missed
5-Post
5-Blocked
3/6
Breakthroughs

9 CHRISTIANSEN Lars

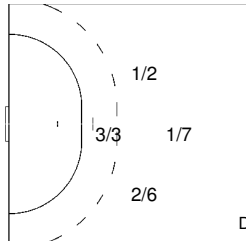


1/3	3/4	3/3
0/3		0/2
4/5	1/1	2/3

3/6
Fast Breaks

1/1
Breakthroughs

10 MARKUSSEN Nikolaj

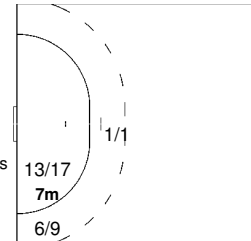


1/2	1/3	1/2
2/3		1/2
2/3		

3-Missed
2-Post
3-Blocked
0/2
Breakthroughs

0/1
Direct Free Throw

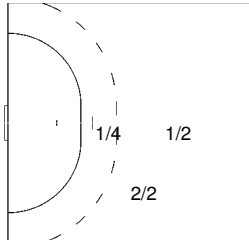
11 EGGERT JENSEN Anders



1/1	3/4	2/2
4/6	0/1	4/5
4/7	2/2	10/10

1-Post
10/12
Fast Breaks

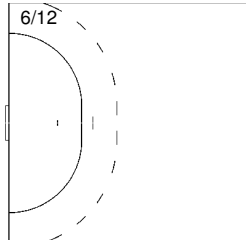
13 SPELLERBERG Bo



2/2	1/1
	0/1
2/2	0/1
	2/3

1-Missed
2-Blocked
4/6
Breakthroughs

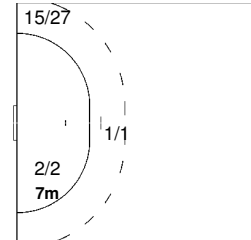
17 SVAN HANSEN Lasse



1/1	1/1
1/1	0/3
2/2	2/2

2-Missed
1-Post
1/1
Fast Breaks

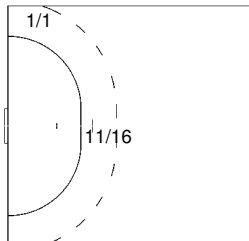
18 LINDBERG Hans



1/1	1/3	1/2
6/8	0/1	1/3
12/13	3/5	4/6

1-Missed
1-Post
2-Blocked
11/16
Fast Breaks

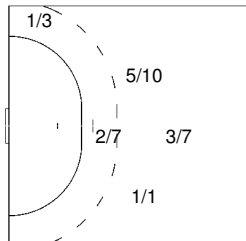
19 TOFT HANSEN René



0/1	1/1
1/3	1/1
5/5	2/2
	2/2

2-Missed
1-Post
1/2
Fast Breaks

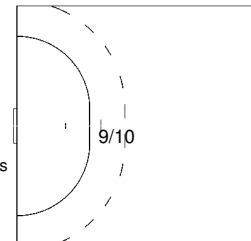
22 SØNDERGAARD SARUP Kasper



0/1	2/3
2/5	0/2
2/2	5/7

1-Missed
2-Post
5-Blocked
1/2
Breakthroughs

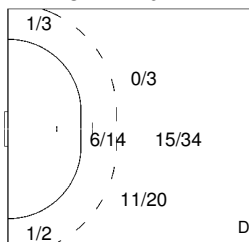
23 TOFT HANSEN Henrik



	1/1
2/2	1/2
2/2	1/1
	5/5

3/3
Fast Breaks

24 HANSEN Mikkel

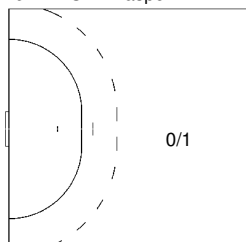


3/4	0/1	4/5
4/9	0/4	7/14
11/14	1/4	15/17

3-Missed
4-Post
8-Blocked
3/3
7/8
Fast Breaks
Breakthroughs

1/2
Direct Free Throw

26 NIELSEN Kasper



1/1	0/1
-----	-----

1-Post
1/2
Fast Breaks