

# NOTES ON CONTENTS

## GENERAL ABBREVIATIONS & SYMBOLS

A	mark made at altitude higher than 1000m	qf	quarter final
a	automatically timed	r	race
c	Separate competitions in same meeting	R	relay
cm	centimetre	s/sf	semi final
Dec	Decathlon	SP	shot put
DNF/dnf	did not finish	St	Steeplechase
DNS/dns	did not start	TJ	triple jump
DQ/dq	disqualified	w	wind assisted
DR	Democratic Republic	x	failure in vertical jumps
DT	discus throw	y	yards or mark made at yard distance
gm	gramme	+	en route to a longer distance or or men's heptathlon during an octathlon
H/Hep	heptathlon	=	tie
h/ht	heat number	§	mixed nationality
HJ	high jump		
HT	hammer throw		
i	indoor mark		
J	mark made in jump-off		
JT	javelin throw		
kg	kilograms		
km	kilometres		
lb	pound (2.203kg)		
LJ	long jump		
M	multi-event competition (or One Mile)		
m	metres (or manual timing)		
mx	mixed competition		
Nat	nationality		
NH	no height		
NM	no mark		
o	clearance in vertical jumps		
OT	oversized track (> 200m in circumference)		
PDR	People's Democratic Republic		
P/Pen	pentathlon		
Pos	position		
PR	People's Republic		
PV	pole vault		
Q	qualifying competition		

### Area Groups

ASI	Asia
AFR	Africa
EUR	Europe
NAM	North America
CAC	Central America & Caribbean
OCE	Oceania
SAM	South America

### Venues

Berlin (DH)	Dynamohalle
Berlin (DL)	Deutschlandhalle
Berlin (RH)	Rudolf-Harbig-Halle
Berlin (SF)	Sportforum
Berlin (TSC)	Turn und Sportclub
Budapest (OH)	Olympia Halle
Budapest (SC)	Sportcsárnok
Budapest (SA)	Sport Arena
New York (MSG)	Madison Square Garden
Toronto (SD)	Skydome
Turin (OL)	Oval Lingotto

## **South Africa**

Performances by South African athletes in the period between the Republic's suspension from the IAAF (July 1976) and admission as a provisional member (May 1992) are marked with the symbol “†”

## **Athlete's Names**

In this book, we have attempted to use the most understandable, recognisable and pronounceable versions of athlete's names, in accordance with the policy of the ATFS. In general, we strive to use the names the athletes actually want, which may well not agree with those given on entry forms and/or passports. So I am now showing Yelena Isinbaeva as that is what she has told us, and is as shown on her website. With Belorussian and Ukrainian names we have used generally Russian transliterations. Therefore we show Andrey Kravchenko, not Andrei Krauchanka, and Sergey Bubka rather than Serhiy Bubka etc.


## **City Names**

In keeping with ATFS policy, native spelling is used for the names of cities given in lists in this book. In text, the English (or French) version of the name is used.

**Technical Data** (from IAAF Competition Rules 2012-2013)

<b>Event</b>		<b>Men</b>	<b>Women</b>
Straight	Lane width	1.22m (±1cm)*	1.22m (±1cm)*
	Oval	Lane width	1m (±1cm)
60m Hurdles	Number of Hurdles	5	5
	Height	106.7cm	84cm
	Start to First Hurdle	13.72m	13m
	Between Hurdles	9.14m	8.5m
	Last Hurdle to Finish	9.72m	13m
	High Jump	Crossbar Length	4.00m (±2cm)
Pole Vault	Crossbar Weight	Up to 2kg	Up to 2kg
	Landing Area (minimum)	6m x 4m x 70cm	6m x 4m x 70cm
	Crossbar Length	4.50m (±2cm)	4.50m (±2cm)
	Crossbar Weight	Up to 2.25kg	Up to 2.25kg
	Landing Area (minimum)	6m x 6m x 80cm Plus a minimum of 2m front pieces	6m x 6m x 80cm
Long/Triple Jump	Take-off Board Length	1.22m (±1cm)	1.22m (±1cm)
	Take-off Board Width	20cm (±2mm)	20cm (±2mm)
	Plasticine Board Width	10cm (±2mm)	10cm (±2mm)
	Pit Width	2.75-3m	2.75-3m
Shot Put	Weight	7.26kg	4kg
	Diameter	110-130mm	95-110mm
	Sector Angle	34.92°	34.92°
	(bordered by parallel lines of not less than 9m apart where it is not a full sector)		
Relays	Circle Diameter	2.135m (±5mm)	2.135m (±5mm)
	Baton Length	28-30cm	28-30cm
	Baton Weight	Not less than 50g	Not less than 50g
	Length of Take-Over Zone	20m	20m
Weight Throw (USA Track & Field Specifications)	Baton Diameter	4cm (±2mm)	4cm (±2mm)
	Weight	15.88kg (35 lb)	9.08kg (20 lb)
	Diameter	145-165mm	120-140mm
	Length	Not exceeding 40.64cm, measured from the bottom surface of the head to the inside surface of the handle (The handle is a round metal rod the diameter of which shall not exceed 12.7mm)	
	Sector Angle	34.92°	34.92°
	Circle Diameter	2.135m	2.135m

\* For all tracks constructed before January 1, 2004 the lanes and take-off board may have a maximum width of 1.25m



## Countries

<b>IAAF Members (212)</b>		<b>Former names and former members:</b>	
AFG Afghanistan	GEQ Equatorial Guinea	NZL New Zealand	AHO Netherlands Antilles
AIA Anguilla	GER Germany	OMA Oman	AMS American Samoa (now ASA)
ALB Albania	GHA Ghana	PAK Pakistan	ANO Angola (now ANG)
ALG Algeria	GIB Gibraltar	PAN Panama	ANG Anguilla (now AIA)
AND Andorra	GRE Greece	PAR Paraguay	AUA Australasia
ANG Angola	GRN Grenada	PER Peru	BGU British Guiana (now GUY)
ANT Antigua & Barbuda	GUA Guatemala	PHI Philippines	BHR Bahrain (now BRN)
ARG Argentina	GUI Guinea	PLE Palestine	BHO British Honduras
ARM Armenia	GUM Guam	PLW Palau	BIR Burma (now MYA/Myanmar)
ARU Aruba	GUY Guyana	PNG Papua New Guinea	BKF Burkina Faso (now BUR)
ASA American Samoa	HAI Haiti	POL Poland	BOH Bohemia
AUS Australia	HKG Hong Kong, China	POR Portugal	BOS Bosnia & Herzegovina (now BIH)
AUT Austria	HON Honduras	PRK DPR Korea	BSH Bosnia & Herzegovina (now BIH)
AZE Azerbaijan	HUN Hungary	PUR Puerto Rico	BUR Burundi (now BDI, BUR is now Burkina Faso)
BAH Bahamas	INA Indonesia	PYF French Polynesia	BVI British Virgin Islands (now IVB)
BAN Bangladesh	IND India	QAT Qatar	BWI British West Indies
BAR Barbados	IRI Iran	ROU Romania	CEY Ceylon (now SRI)
BDI Burundi	IRL Ireland	RSA Republic of South Africa	CKI Cook Islands (now COK)
BEL Belgium	IRQ Iraq	RUS Russia	CVD Cape Verde Islands (now CPV)
BEN Benin	ISL Iceland	RWA Rwanda	DAH Dahomey (Now BEN/Benin)
BER Bermuda	ISR Israel	SAM Western Samoa	DMN Dominica (now DMA)
BHU Bhutan	ISV Virgin Islands (US)	SEN Senegal	ENG England
BIH Bosnia & Herzegovina	IVB British Virgin Islands	SEY Seychelles	EUN Unified Team (Formerly USSR)
BIZ Belize	ITA Italy	SIN Singapore	FRG Federal Republic of Germany (now GER)
BLR Belarus	JAM Jamaica	SKN Saint Kitts & Nevis	GBI Great Britain & Ireland (pre-1922)
BOL Bolivia	JOR Jordan	SLE Sierra Leone	GDR German Democratic Republic (now GER)
BOT Botswana	JPN Japan	SLO Slovenia	GOL Gold Coast (now GHA/Ghana)
BRA Brazil	KAZ Kazakhstan	SMR San Marino	GUD Guadeloupe
BRN Bahrain	KEN Kenya	SOL Solomon Islands	HOL Netherlands (now NED)
BRU Brunei	KGZ Kyrgyzstan	SOM Somalia	IRN Iran (now IRI)
BUL Bulgaria	KIR Kiribati	SRB Serbia	IOA Independent Olympic Athletes
BUR Burkina Faso	KOR Korea	SRI Sri Lanka	IOP Independent Olympic Participants
CAF Central African Republic	KSA Kingdom of Saudi Arabia	STP DR of São Tomé & Príncipe	KHM Kampuchea (now CAM/Cambodia)
CAM Cambodia	KUW Kuwait	SUD Sudan	KZK Kazakhstan (now KAZ)
CAN Canada	LAO Laos	SUI Switzerland	LAN Lesser Antilles
CAY Cayman Islands	LAT Latvia	SUR Surinam	LIT Lithuania (now LTU)
CGO Congo	LBA Libya	SVK Slovak Republic	MAL Malaya
CHA Chad	LBR Liberia	SWE Sweden	MLD Maldives (now MDV)
CHI Chile	LCA Saint Lucia	SWZ Swaziland	MOL Moldova (now MDA)
CHN PR of China	LES Lesotho	SYR Syria	MRT Martinique
CIV Ivory Coast	LIB Lebanon	TAN Tanzania	MSH Marshall Islands (now MHL)
CMR Cameroon	LIE Liechtenstein	TGA Tonga	NAU Nauru (now NRU)
COD DR of Congo	LTU Lithuania	THA Thailand	NIR Northern Ireland
COK Cook Islands	LUX Luxembourg	TJK Tadjikistan	NBO North Borneo
COL Colombia	MAR Morocco	TKM Turkmenistan	NRH Northern Rhodesia (now ZAM)
COM Comoros	MAS Malaysia	TKS Turks & Caicos Islands	NMA Northern Mariana Islands (now NMI)
CPV Cape Verde Islands	MAW Malawi	TLS East Timor	OMN Oman (now OMA)
CRC Costa Rica	MDA Moldova	TOG Togo	PAL Palestine (now PLE)
CRO Croatia	MDV Maldives	TPE Chinese Taipei	PRY Democratic People's Republic of Yemen (now YEM)
CUB Cuba	MEX Mexico	TRI Trinidad & Tobago	RHO Rhodesia (now ZIM/Zimbabwe)
CYP Cyprus	MGL Mongolia	TUN Tunisia	ROC Republic of China
CZE Czech Republic	MHL Marshall Islands	TUR Turkey	ROM Romania (now ROU)
DEN Denmark	MKD Former Yugoslav Republic of Macedonia	TUV Tuvalu	SAA Saar
DJI Djibouti	MLI Mali	UAE United Arab Emirates	SAF South Africa (now RSA)
DMA Dominica	MLT Malta	UGA Uganda	SCG Serbia & Montenegro (formerly Yugoslavia, now SRB & MNE)
DOM Dominican Republic	MNE Montenegro	UKR Ukraine	SCO Scotland
ECU Ecuador	MNT Montserrat	URU Uruguay	SER Serbia (now SRB)
EGY Egypt	MON Monaco	USA United States	STK St Kitts & Nevis (now SKN)
ERI Eritrea	MOZ Mozambique	UZB Uzbekistan	STL St Lucia (now LCA)
ESA El Salvador	MRI Mauritius	VAN Vanuatu	STV St Vincent (now VIN)
ESP Spain	MTN Mauritania	VEN Venezuela	UAR United Arab Republic
EST Estonia	MYA Myanmar	VIE Vietnam	URS USSR
ETH Ethiopia	NAM Namibia	VIN Saint Vincent & the Grenadines	TAH Tahiti (now PYF)
FIJ Fiji	NCA Nicaragua	YEM Yemen	TCH (Up to 1992) Czechoslovakia
FIN Finland	NED Netherlands	ZAM Zambia	TON Tonga (now TGA)
FRA France	NEP Nepal	ZIM Zimbabwe	VOL Upper Volta (now BUR/Burkina Faso)
FSM Federated States of Micronesia	NFI Norfolk Island		WAL Wales
GAB Gabon	NGR Nigeria		YAR Yemen Arab Republic (now YEM)
GAM The Gambia	NIG Niger		YUG Yugoslavia
GBR Great Britain & Northern Ireland	NMI Northern Mariana Islands		ZAI Zaire (now COD)
GBS Guinea Bissau	NOR Norway		
GEO Georgia	NRU Nauru		

# IAAF WORLD INDOOR RECORDS

(As at January 31, 2012)

## MEN


50 Metres	5.56A	Donovan Bailey	CAN	Reno	9 Feb 96
60 Metres	6.39	Maurice Greene	USA	Madrid	3 Feb 98
	6.39	Maurice Greene	USA	Atlanta	3 Mar 01
200 Metres	19.92	Frankie Fredericks	NAM	Liévin	18 Feb 96
400 Metres	44.57	Kerron Clement	USA	Fayetteville	12 Mar 05
800 Metres	1:42.67	Wilson Kipketer	DEN	Paris	9 Mar 97
1000 Metres	2:14.96	Wilson Kipketer	DEN	Birmingham	20 Feb 00
1500 Metres	3:31.18	Hicham El Guerrouj	MAR	Stuttgart	2 Feb 97
One Mile	3:48.45	Hicham El Guerrouj	MAR	Gent	12 Feb 97
3000 Metres	7:24.90	Daniel Komen	KEN	Budapest	6 Feb 98
5000 Metres	12:49.60	Kenenisa Bekele	ETH	Birmingham	20 Feb 04
50 Metres Hurdles	6.25	Mark McKoy	CAN	Kobe	5 Mar 86
60m Metres Hurdles	7.30	Colin Jackson	GBR	Sindelfingen	6 Mar 94
High Jump	2.43	Javier Sotomayor	CUB	Budapest	4 Mar 89
Pole Vault	6.15	Sergey Bubka	UKR	Donetsk	21 Feb 93
Long Jump	8.79	Carl Lewis	USA	New York	27 Jan 84
Triple Jump	17.92	Teddy Tamgho	FRA	Paris	6 Mar 11 (round 2)
	17.92	Teddy Tamgho	FRA	Paris	6 Mar 11 (round 4)
Shot Put	22.66	Randy Barnes	USA	Los Angeles	20 Jan 89
Heptathlon	6568	Ashton Eaton	USA	Tallinn	6 Feb 11
	(6.66, 7.77, 14.45, 2.01 / 7.60, 5.20, 2:34.74)				
5000 Metres Walk	18:07.08	Mikhail Shchennikov	RUS	Moskva	14 Feb 95
4 x 200 Metres Relay	1:22.11	Great Britain & NI	GBR	Glasgow	3 Mar 91
	(Linford Christie, Darren Braithwaite, Ade Mafe, John Regis)				
4 x 400 Metres Relay	3:02.83	United States		Maebashi	7 Mar 99
	(Andre Morris, Desmond Johnson, Deon Minor, Milton Campbell)				
4 x 800 Metres Relay	7:13.94	Global Athletics & Marketing	USA	Boston (Roxbury)	6 Feb 00
	(Joey Woody, Karl Paranya, Rich Kenah, David Krummenacker)				

### Best marks within combined events (not ratified, in completed heptathlons of more than 5500 points):

60 Metres	6.61	Chris Huffins (6128)	USA	Paris	8 Mar 97
Long Jump	8.04	Oleksiy Kasyanov (6254)	UKR	Zaporozhye	30 Jan 10
Shot Put	17.17	Aleksey Drozdov (6141)	RUS	Doha	12 Mar 10
High Jump	2.23	Igor Samylov (5961)	URS/RUS	Lipetsk	14 Feb 87
60 Metres Hurdles	7.60	Ashton Eaton (6568)	USA	Tallinn	6 Feb 11
Pole Vault	5.60	Alex Averbukh (later ISR) (6144)	RUS	Valencia	1 Mar 98
1000 Metres	2:27.88	Curtis Beach (5531)	USA	Fayetteville	13 Mar 10

### Not ratified (insufficient or no doping control):

50 Metres	5.56	Maurice Greene	USA	Los Angeles	13 Feb 99
4 x 400 Metres Relay	3:01.96	All-Star Team	USA	Fayetteville	11 Feb 06
	(Kerron Clement, Wallace Spearmon, Darold Williamson, Jeremy Wariner)				



**WOMEN**

50 Metres	5.96+	Irina Privalova	RUS	Madrid	9 Feb 95
60 Metres	6.92	Irina Privalova	RUS	Madrid	11 Feb 93
	6.92	Irina Privalova	RUS	Madrid	9 Feb 95
200 Metres	21.87	Merlene Ottey	JAM	Liévin	13 Feb 93
400 Metres	49.59	Jarmila Kratochvílová	TCH	Milano	7 Mar 82
800 Metres	1:55.82	Jolanda Čeplak	SLO	Wien	3 Mar 02
1000 Metres	2:30.94	Maria Mutola	MOZ	Stockholm	25 Feb 99
1500 Metres	3:58.28	Yelena Soboleva	RUS	Moskva	18 Feb 06
One Mile	4:17.14	Doina Melinte	ROU	East Rutherford	9 Feb 90
3000 Metres	8:23.72	Meseret Defar	ETH	Stuttgart	3 Feb 07
5000 Metres	14:24.37	Meseret Defar	ETH	Stockholm	18 Feb 09
50 Metres Hurdles	6.58	Cornelia Oschkenat	GDR	Berlin	20 Feb 88
60 Metres Hurdles	7.68	Susanna Kallur	SWE	Karlsruhe	10 Feb 08
High Jump	2.08	Kajsa Bergqvist	SWE	Arnstadt	4 Feb 06
Pole Vault	5.00	Yelena Isinbaeva	RUS	Donetsk	15 Feb 09
Long Jump	7.37	Heike Drechsler	GDR	Wien	13 Feb 88
Triple Jump	15.36	Tatyana Lebedeva	RUS	Budapest	5 Mar 04
Shot Put	22.50	Helena Fibingerová	TCH	Jablonec	19 Feb 77
Pentathlon	4991	Irina Belova	EUN/RUS	Berlin	15 Feb 92
	(8.22, 1.93, 13.25, 6.67, 2:10.26)				
3000 Metres Walk	11:40.33	Claudia Iovan	ROU	București	30 Jan 99
4 x 200 Metres Relay	1:32.41	Russia	RUS	Glasgow	29 Jan 05
		(Yekaterina Kondratyeva, Irina Khabarova, Yuliya Pechonkina, Yuliya Gushchina)			
4 x 400 Metres Relay	3:23.37	Russia	RUS	Glasgow	28 Jan 06
		(Yuliya Gushchina, Olga Kotlyarova, Olga Zaytseva, Olesya Krasnomovets)			
4 x 800 Metres Relay	8:06.24	Moskovskaya Region	RUS	Moskva	18 Feb 11
		(Aleksandra Bulanova, Yekaterina Martynova, Yelena Kofanova, Anna Balakshina)			

**Best marks within combined events** (not ratified, in completed pentathlons of more than 4200 points):

60 Metres Hurdles	7.99	Tiffany Lott-Hogan (4424)	USA	Chapel Hill	7 Mar 04
High Jump	1.99	Tia Hellebaut (4867)	BEL	Valencia	7 Mar 08
Shot Put	20.27	Eva Wilms (4641)	FRG	Berlin	30 Jan 77
Long Jump	6.81	Nadine Debois (4803)	FRA	Paris	9 Mar 86
800 metres	2:04.42	Ester Goossens (4212)	NED	Kalbach	9 Feb 97

**Not ratified** (insufficient judges):

3000 Metres Walk	11:35.34	Gillian O'Sullivan	IRL	Belfast	15 Feb 03
------------------	----------	--------------------	-----	---------	-----------



# IAAF WORLD INDOOR CHAMPIONSHIP RECORDS

## MEN

60 Metres	6.42	Maurice Greene	USA	Maebashi	7 Mar 99
200 Metres	20.10	Frankie Fredericks	NAM	Maebashi	6 Mar 99
400 Metres	45.26	Butch Reynolds	USA	Toronto	14 Mar 93
800 Metres	1:42.67	Wilson Kipketer	DEN	Paris	9 Mar 97
1500 Metres	3:33.77	Haile Gebrselassie	ETH	Maebashi	7 Mar 99
3000 Metres	7:34.71	Haile Gebrselassie	ETH	Paris	9 Mar 97
60 Metres Hurdles	7.34	Dayron Robles	CUB	Doha	14 Mar 10
High Jump	2.43	Javier Sotomayor	CUB	Budapest	4 Mar 89
Pole Vault	6.01	Steve Hooker	AUS	Doha	13 Mar 10
Long Jump	8.62	Iván Pedroso	CUB	Maebashi	7 Mar 99
Triple Jump	17.90	Teddy Tamgho	FRA	Doha	14 Mar 10
Shot Put	22.24	Ulf Timmermann	GDR	Indianapolis	7 Mar 87
Heptathlon	6476	Dan O'Brien	USA	Toronto	13/14 Mar 93
		(6.67, 7.84, 16.02, 7.85, 5.20, 2:57.96)			
5000 Metres Walk	18:23.55	Mikhail Shchennikov	URS/RUS	Sevilla	9 Mar 91
4 x 400 Metres Relay	3:02.83	United States	USA	Maebashi	7 Mar 99
		(Andre Morris, Dameon Johnson, Deon Minor, Milton Campbell)			

## ADDITIONAL BEST PERFORMANCES:

Medley Relay	3:15.10	United States	USA	Toronto	14 Mar 93
		(Mark Everett, James Trapp, Kevin Little, Butch Reynolds)			

## Heptathlon Disciplines

60 Metres	6.61	Chris Huffins	USA	Paris	8 Mar 97
Long Jump	7.97	Dmitriy Karpov	KAZ	Budapest	6 Mar 04
Shot Put	17.17	Aleksey Drozdov	RUS	Doha	12 Mar 10
High Jump	2.17	Tom Pappas	USA	Birmingham	15 Mar 03
60 Metres Hurdles	7.76	Roman Šebrle	CZE	Moskva	11 Mar 06
Pole Vault	5.50	Erki Nool	EST	Maebashi	7 Mar 99
1000 Metres	2:37.86	Roman Šebrle	POL	Lisbon	11 Mar 01



© IAAF 2011™



© IAAF 2011™

**WOMEN**



60 Metres	6.95	Gail Devers	USA	Toronto	12 Mar 93
200 Metres	22.15	Irina Privalova	RUS	Toronto	14 Mar 93
400 Metres	50.04	Olesya Krasnomovets	RUS	Moskva	12 Mar 06
800 Metres	1:56.90	Ludmila Formanová	CZE	Maebashi	7 Mar 99
1500 Metres	3:59.75	Gelete Burka	ETH	Valencia	9 Mar 08
3000 Metres	8:33.82	Elly van Hulst	NED	Budapest	4 Mar 89
60 Metres Hurdles	7.72	Lolo Jones	USA	Doha	13 Mar 10
High Jump	2.05	Stefka Kostadinova	BUL	Indianapolis	8 Mar 87
Pole Vault	4.86	Yelena Isinbaeva	RUS	Budapest	6 Mar 04
Long Jump	7.10	Heike Drechsler	GDR	Indianapolis	7 Mar 87
Triple Jump	15.36	Tatyana Lebedeva	RUS	Budapest	6 Mar 04
Shot Put	20.85	Nadezhda Ostapchuk	BLR	Doha	14 Mar 10
Pentathlon	4937	Jessica Ennis	GBR	Doha	13 Mar 10
	(8.04, 1.90, 14.01, 6.44, 2:12.55)				
3000 Metres Walk	11:49.73	Yelena Nikolayeva	RUS	Toronto	13 Mar 93
4 x 400 Metres Relay	3:23.88	Russia	RUS	Budapest	7 Mar 04
		(Olesya Krasnomovets, Olga Kotlyarova, Tatyana Levina, Natalya Nazarova)			

**ADDITIONAL BEST PERFORMANCES:**

Medley Relay	3:45.90	United States	USA	Toronto	14 Mar 93
		(Joetta Clark, Wendy Vereen, Kim Batten, Jearl Miles)			

**Pentathlon Disciplines**

60 Metres Hurdles	8.04	Jessica Ennis	GBR	Doha	13 Mar 10
High Jump	1.99	Tia Hellebaut	RUS	Valencia	7 Mar 08
Shot Put	17.18	Nataliya Dobrynska	UKR	Valencia	7 Mar 08
Long Jump	6.69	Natalya Sazanovich	BLR	Lisboa	9 Mar 01
800 Metres	2:08.64	Karolina Tymińska	RUS	Valencia	7 Mar 08



# IAAF WORLD INDOOR GAMES & CHAMPIONSHIPS FACTS & FIGURES

For this section, the 1985 IAAF World Indoor Games are given the same status as the IAAF World Indoor Championships of 1987-2010



## JEUX MONDIAUX EN SALLE PARIS-Bercy: 18-19 Janvier 1985

### IAAF World Indoor Games

Palais Omnisports Paris-Bercy  
Paris, France  
January 18/19, 1985  
Attended by **319** athletes from **69** countries  
Number of countries providing:  
Champions: **15**; Medallists: **24**; Finalists: **43**



### 1st IAAF World Indoor Championships

Hoosier Dome  
Indianapolis, USA  
March 6-8, 1987  
Attended by **402** athletes from **84** countries  
Number of countries providing:  
Champions: **8**; Medallists: **23**; Finalists: **39**



### 2nd IAAF World Indoor Championships

Budapest Sportcsarnok  
Budapest, Hungary  
March 3-5, 1989  
Attended by **378** athletes from **61** countries  
Number of countries providing:  
Champions: **14**; Medallists: **24**; Finalists: **37**



### 3rd IAAF World Indoor Championships

Palacio De Los Deportes  
Seville, Spain  
March 8-10, 1991  
Attended by **521** athletes from **81** countries  
Number of countries providing:  
Champions: **11**; Medallists: **25**; Finalists: **40**



### 4th IAAF World Indoor Championships

The SkyDome  
Toronto, Canada  
March 12-14, 1993  
Attended by **537** athletes from **93** countries  
Number of countries providing:  
Champions: **14**; Medallists: **30**; Finalists: **53**



### 5th IAAF World Indoor Championships

Palau Sant Jordi  
Barcelona, Spain  
March 10-12, 1995  
Attended by **602** athletes from **130** countries  
Number of countries providing:  
Champions: **16**; Medallists: **34**; Finalists: **55**



### 6th IAAF World Indoor Championships

Palais Omnisports Bercy  
Paris, France  
March 7-9, 1997  
Attended by **712** athletes from **118** countries  
Number of countries providing:  
Champions: **17**; Medallists: **32**; Finalists: **59**



**7th IAAF World Indoor Championships**

Green Dome  
Maebashi, Japan  
March 5-7, 1999  
Attended by **487** athletes from **115** countries  
Number of countries providing:  
Champions: **16**; Medallists: **32**; Finalists: **45**

**8th IAAF World Indoor Championships**

Atlantic Pavillion  
Lisbon, Portugal  
March 9-11, 2001  
Attended by **510** athletes from **136** countries  
Number of countries providing:  
Champions: **15**; Medallists: **29**; Finalists: **55**

**9th IAAF World Indoor Championships**

National Indoor Arena  
Birmingham, Great Britain & NI  
March 14-16, 2003  
Attended by **589** athletes from **132** countries  
Number of countries providing:  
Champions: **10**; Medallists: **27**; Finalists: **44**

**10th IAAF World Indoor Championships**

Budapest Sportarena  
Budapest, Hungary  
March 5-7, 2004  
Attended by **677** athletes from **139** countries  
Number of countries providing:  
Champions: **15**; Medallists: **33**; Finalists: **49**

**11th IAAF World Indoor Championships**

Olympiyskiy Stadium  
Moscow, Russia  
March 10-12, 2006  
Attended by **562** athletes from **129** countries  
Number of countries providing:  
Champions: **11**; Medallists: **33**; Finalists: **52**

**12th IAAF World Indoor Championships**

Palau Velódromo Luis Puig  
Valencia, Spain  
March 7-9, 2008  
Attended by **575** athletes from **124** countries  
Number of countries providing:  
Champions: **16**; Medallists: **37**; Finalists: **49**

**13th IAAF World Indoor Championships**

Aspire Dome  
Doha, Qatar  
March 12-14, 2010  
Attended by **583** athletes from **142** countries  
Number of countries providing:  
Champions: **14**; Medallists: **29**; Finalists: **56**





## MULTIPLE MEDALLISTS

Here are lists of every male and female athlete to have won two or more medals at IAAF World Indoor Championships. Included are medals awarded to relay runners who were replaced in finals. These are denoted by a “^” symbol next to the total number of medals.

### MEN

NAME	Gold	Silver	Bronze	Total	NAME	Gold	Silver	Bronze	Total
Javier Sotomayor CUB	4	1	1=	6	Butch Reynolds USA	2	0	0	2
Iván Pedrosa CUB	5	0	0	5	Jason Rouser USA	2	0	0	2
Roman Šebrle CZE	2	0	3	5	James Trapp USA	2	0	0	2
Kevin Little USA	2	0	3	5	Tyree Washington USA	2	0	0	2
Yaroslav Rybakov RUS	1	4	0	5	José Barbosa BRA	1	1	0	2
Jamie Baulch GBR	1	2	1+1=	5	Dayron Robles CUB	1	1	0	2
Haile Gebrselassie ETH	4	0	0	4	Stéphane Caristan FRA	1	1	0	2
Stefan Holm SWE	4	0	0	4	Dwain Chambers GBR	1	1=	0	2
Mikhail Shchennikov URS/RUS	4	0	0	4	Dietmar Haaf GER	1	1	0	2
Sergey Bubka URS/UKR	4	0	0	4	Igor Potapovich KAZ	1	1	0	2
Allen Johnson USA	3	1	0	4	Frankie Fredericks NAM	1	1	0	2
Milton Campbell USA	2	2	0	4	Jacek Bocian POL	1	1	0	2
Bryan Clay USA	2	2	0	4	Piotr Haczek POL	1	1	0	2
Davian Clarke JAM	2	1	1	4	Robert Maćkowiak POL	1	1	0	2
Terrence Trammell USA	2	1	1	4	Rui Silva POR	1	1	0	2
Colin Jackson GBR	1	3	0	4	Johan Botha RSA	1	1	0	2
John Godina USA	1	2	1	4	Khotso Mokoena RSA	1	1	0	2
Marcus O'Sullivan IRL	3	0	0	3	Werner Günthör SUI	1	1	0	2
Hicham El Guerrouj MAR	3	0	0	3	Ivan Heshko UKR	1	1	0	2
Christian Cantwell USA	3	0	0	3	Shawn Crawford USA	1	1	0	2
Mark Everett USA	3	0	0	3	Walter Davis USA	1	1	0	2
Bernard Lagat KEN/USA	2	1	0	3	Tim Harden USA	1	1	0	2
Antonio McKay USA	2	1	0	3	Lawrence Johnson USA	1	1	0	2
Mike Conley USA	2	0	1	3	Brad Walker USA	1	1	0	2
Jamaal Torrance USA	2	0	1	3	Steve Hooker AUS	1	0	1	2
Anier García CUB	1	2	0	3	Dominic Demeritte BAH	1	0	1	2
Wilson Kipketer DEN	1	2	0	3	Brian Wellman BER	1	0	1	2
Daniel Caines GBR	1	2	0	3	Mark McKoy CAN	1	0	1	2
Sunday Bada NGR	1	2	0	3	Manuel Martínez ESP	1	0	1	2
Mbulaeni Mulaudzi RSA	1	2	0	3	Jean Galfione FRA	1	0	1	2
Reese Hoffa USA	1	2	0	3	Tim Lobinger GER	1	0	1	2
Liu Xiang CHN	1	1	1	3	Wilfred Bungei KEN	1	0	1	2
Michael Blackwood JAM	1	1	1	3	Yuriy Borzakovskiy RUS	1	0	1	2
Greg Hughton JAM	1	1	1	3^	Charles Austin USA	1	0	1	2
Michael McDonald JAM	1	1	1	3	Andrey Mikhnevich BLR	0	2	0	2
Piotr Rysiukiewicz POL	1	1	1	3^	Jadel Gregório BRA	0	2	0	2
Patrik Sjöberg SWE	1	1	1	3	José González ESP	0	2	0	2
Aleksandr Bagach UKR	1	1	1	3	Yago Lamela ESP	0	2	0	2
Chris Brown BAH	1	0	2	3	Erki Nool EST	0	2	0	2
Jason Gardener GBR	1	0	2	3	Linford Christie GBR	0	2	0	2
Danny McFarlane JAM	1	0	2	3	Lámbros Papakóstas GRE	0	2	0	2
Yuriy Belonog UKR	1	0	2	3	Paul Bitok KEN	0	2	0	2
Ade Mafe GBR	0	2	1	3	Daniel Komen KEN	0	2	0	2
Yoandri Betanzos CUB	0	1	2	3	Dmitriy Forshev RUS	0	2	0	2^
Lev Lobodin RUS	0	1	2	3	Boris Gorban RUS	0	2	0	2
Giovanni Evangelisti ITA	0	0	3	3	Kim Collins SKN	0	1+1=	0	2
Bruny Surin CAN	2	0	0	2	Johan Wissman SWE	0	2	0	2
Deresse Mekonnen ETH	2	0	0	2	Ian Morris TRI	0	2	0	2
Thomas Schönlebe GER	2	0	0	2	Grigoriy Yegorov URS/KAZ	0	2	0	2
Ulf Timmermann GER	2	0	0	2	David Girat CUB	0	1	1	2
Alleyne Francique GRN	2	0	0	2	Jaime Jefferson CUB	0	1	1	2
Frank O'Mara IRL	2	0	0	2	Yoelbi Quesada CUB	0	1	1	2
Gennaro Di Napoli ITA	2	0	0	2	Alberto García ESP	0	1	1	2
Leroy Colquhoun JAM	2	0	0	2	Thierry Vigneron FRA	0	1	1	2
Paul Ereng KEN	2	0	0	2	Jón Arnar Magnússon ISL	0	1	1	2
Abubaker Kaki SUD	2	0	0	2	Andrea Nuti ITA	0	1	1	2
Christian Olsson SWE	2	0	0	2	Laban Rotich KEN	0	1	1	2
Rodion Gataullin URS/RUS	2	0	0	2	Marcin Marcinişzyn POL	0	1	1	2
James Davis USA	2	0	0	2^	Rafał Wieruszewski POL	0	1	1	2
Darnell Hall USA	2	0	0	2	Igor Kazanov URS	0	1	1	2
Deon Minor USA	2	0	0	2	Joe Greene USA	0	1	1	2
Larry Myricks USA	2	0	0	2	Joachim B. Olsen DEN	0	0	2	2
Greg Nixon USA	2	0	0	2	Cayetano Cornet ESP	0	0	2	2

NAME	Gold	Silver	Bronze	Total	NAME	Gold	Silver	Bronze	Total
Nico Motchebon GER	0	0	2	2	Natalya Sazanovich BLR	1	1	0	2
Pierfrancesco Pavoni ITA	0	0	2	2	Perdita Felicien CAN	1	1	0	2
Hiroyuki Hayashi JPN	0	0	2	2	Yargelis Savigne CUB	1	1	0	2
Seiji Inagaki JPN	0	0	2	2	Ludmila Formanová CZE	1	1	0	2
Masayoshi Kan JPN	0	0	2	2	Berhane Adere ETH	1	1	0	2
Franz Kostyukevich URS	0	0	2	2	Beate Anders GER	1	1	0	2
Tony Dees USA	0	0	2	2	Helga Radtke GER	1	1	0	2
Erick Walder USA	0	0	2	2	Giuliana Salce ITA	1	1	0	2
<b>WOMEN</b>					Michelle Freeman JAM	1	1	0	2
Natalya Nazarova RUS	7	2	0	9	Olga Shishigina KAZ	1	1	0	2
Maria Mutola MOZ	7	1	1	9	Valerie Adams/Vili NZL	1	1	0	2
Sandie Richards JAM	3	4	0	7	Tatyana Alekseyeva RUS	1	1	0	2
Olesya Zykina RUS	5	0	1	6 <sup>^</sup>	Yolanda Chen RUS	1	1	0	2
Gail Devers USA	4	2	0	6	Lyudmila Narozhilenko URS	1	1	0	2
Merlene Ottey JAM	3	2	1	6	Tatyana Samolenko URS	1	1	0	2
Svetlana Goncharenko RUS	3	2	1	6	Stacy Dragila USA	1	1	0	2
Jearl Miles USA	2	1	3	6	Natallia Khoroneko/Mikhnevich BLR	1	0	1	2
Stefka Kostadinova BUL	5	0	0	5	Natalya Safronnikova BLR	1	0	1	2
Gabriela Szabo ROU	4	1	0	5	Fabiana Murer BRA	1	0	1 <sup>=</sup>	2
Olga Kotlyarova RUS	4	1	0	5	Aliuska López CUB	1	0	1	2
Meseret Defar ETH	4	0	1	5	Gelete Burka ETH	1	0	1	2
Tatyana Kotova RUS	3	2	0	5	Claudia Losch GER	1	0	1	2
Irina Sergejeva/Privalova URS/RUS	3	2	0	5	Cornelia Oschkenat GER	1	0	1	2
Grit Breuer GER	2	0	3	5	Hasna Benhassi MAR	1	0	1	2
Svetlana Feofanova RUS	1	1+1 <sup>=</sup>	2	5	Ionela Tîrlea/Manolache ROU	1	0	1	2
Yelena Isinbaeva RUS	3	1	0	4	Irina Korzhanenko RUS	1	0	1	2
Olesya Krasnomovets RUS	3	1	0	4	Inna Lasovskaya RUS	1	0	1	2
Tatyana Lebedeva RUS	3	1	0	4	Carolina Klüft SWE	1	0	1	2
Svetlana Krivelyova RUS	3	0	1	4	Zhanna Tarnopolskaya/Block UKR	1	0	1	2
Blanka Vlašić CRO	2	1	1	4	Larysa Berezhnaya URS	1	0	1	2
Naide Gomes POR	2	1	1	4	Stephanie Graf AUT	0	2	0	2
Inessa Kravets URS/UKR	2	1	1	4	Svetlana Usovich BLR	0	2	0	2
Diane Dixon USA	2	1	1	4	Huang Zhihong CHN	0	2	0	2
Nadezhda Ostapchuk BLR	1	3	0	4	Catherine Scott JAM	0	2	0	2
Heike Redetzky/Henkel GER	1	1	2	4	Tatyana Firova RUS	0	2	0	2
Violeta Beclea/Szekely ROU	0	4	0	4	Nataliya Dobrynska UKR	0	2	0	2
Christine Wachtel GER	3	0	0	3	Tamara Bykova URS	0	2	0	2
Natalya Antyukh RUS	3	0	0	3 <sup>^</sup>	Natasha Brown USA	0	2	0	2
Tatyana Chebykina RUS	3	0	0	3	Christine Amertil BAH	0	1	1	2
Tatyana Levina RUS	3	0	0	3	Pauline Davis BAH	0	1	1	2
Ashia Hansen GBR	2	1	0	3	Kim Gevaert BEL	0	1	1	2
Heike Drechsler GER	2	1	0	3	Natalya Sologub BLR	0	1	1	2
Yelena Slesarenko RUS	2	1	0	3	Maurren Maggi BRA	0	1	1	2
Debbie Dunn USA	2	1	0	3	Maryam Jamal BRN	0	1	1	2
Natalya Lisovskaya URS	2	0	1	3	Vania Stambolova BUL	0	1	1	2
Regina Jacobs USA	2	0	1	3	Ruth Beitía ESP	0	1	1	2
Kerry Saxby-Junna AUS	1	2	0	3	Nadine Kleinert GER	0	1	1	2
Angela Williams USA	1	2	0	3	Astrid Kumbernuss GER	0	1	1	2
Juliet Campbell JAM	1	1	1	3	Susen Tiedtke GER	0	1	1	2
Marieta Ilcu ROU	1	1	1	3	Chrisopiýí Devetzi GRE	0	1	1	2
Joetta Clark USA	1	0	2	3	Grace Jackson JAM	0	1	1	2
Glory Alozie NGR/ESP	0	3	0	3	Anna Rogowska POL	0	1	1	2
Anna Kozak BLR	0	2	1	3	Urszula Włodarczyk POL	0	1	1	2
Ilona Usovich BLR	0	2	1	3	Anna Chicherova RUS	0	1	1	2
Iva Prandzheva BUL	0	2	1	3	Anna Pyatykh RUS	0	1	1	2
Margareta Keszeg ROU	0	2	1	3	Yamilé Aldama SUD	0	1	1	2
Inga Babakova UKR	0	2	1	3	Svetlana Kitova URS	0	1	1	2
Helena Dziuřová/Fuchsová CZE	0	1	2	3	Kym Carter USA	0	1	1	2
Ileana Salvador ITA	0	0	3	3	Mary Danner USA	0	1	1	2
Lidia Chojecka POL	0	0	3	3	Terri Dendy USA	0	1	1	2
Nelli Cooman NED	2	0	0	2	Carlette Guidry-White USA	0	1	1	2 <sup>^</sup>
Elly van Hulst NED	2	0	0	2	Lynn Jennings USA	0	1	1	2
Doina Melinte ROU	2	0	0	2	Lillie Leatherwood USA	0	1	1	2
Yuliya Gushchina RUS	2	0	0	2 <sup>^</sup>	Shanelle Porter USA	0	1	1	2
Yuliya Nosova/Pechonkina RUS	2	0	0	2	Ann Peel CAN	0	0	2	2
Yekaterina Podkopayeva RUS	2	0	0	2	Šárka Kašpárková CZE	0	0	2	2
Kajsa Bergqvist SWE	2	0	0	2	Patricia Girard FRA	0	0	1+1 <sup>=</sup>	2
Lolo Jones USA	2	0	0	2	Monika Pyrek POL	0	0	1+1 <sup>=</sup>	2
Melinda Gainsford AUS	1	1	0	2	Natalya Voronova RUS	0	0	2	2
Tamsyn Lewis AUS	1	1	0	2	Monique Hennagan USA	0	0	2	2
Chandra Sturup BAH	1	1	0	2	Shareese Woods USA	0	0	2	2

## MOST APPEARANCES

Here are lists of all those athletes who have competed at five or more editions of the World Indoor Championships

### MEN

	NAME	COUNTRY	YEARS CONTESTED	EVENT (S)
8	Javier Sotomayor	CUB	85 87 89 91 93 95 99 01	High Jump
	Manuel Martínez	ESP	95 97 99 01 03 04 06 08	Shot Put
7	Carlos Sala	ESP	85 87 89 91 93 95 97	60mH
	Iván Pedroso	CUB	93 95 97 99 01 04 06	Long Jump
	Yuriy Belonog	UKR	95 97 99 01 03 04 08	Shot Put
	Stefan Holm	SWE	97 99 01 03 04 06 08	High Jump
	Roman Šebrle	CZE	99 01 03 04 06 08 10	Heptathlon
6	Serge Hélan	FRA	85 87 89 93 95 97	Long Jump/Triple Jump
	Javier García	ESP	87 89 91 93 95 97	Pole Vault
	Dalton Grant	GBR	87 89 93 95 97 03	High Jump
	Colin Jackson	GBR	87 89 93 97 99 03	60mH
	Igor Kazanov	URS/LAT	89 91 93 95 97 99	60mH
	Bruny Surin	CAN	89 91 93 95 97 99	60m/Long Jump
	Charles Austin	USA	91 93 97 99 01 03	High Jump
	Gheorghe Guşet	ROU	91 93 01 03 04 06	Shot Put
	Paolo Dal Soglio	ITA	93 95 97 99 01 03	Shot Put
	John Mayock	GBR	93 95 97 01 03 04	3000m
	Jón Arnar Magnússon	ISL	95 97 99 01 03 04	Long Jump/Heptathlon
	Erki Nool	EST	95 97 99 01 03 04	Heptathlon
	Tim Lobinger	GER	95 97 03 04 06 08	Pole Vault
	Troy McIntosh	BAH	97 99 01 03 04 06	400m/4x400mR
	Eric Nkansah	GHA	97 99 01 03 04 06	60m
	James Beckford	JAM	97 99 03 04 06 08	Long Jump
	James Nolan	IRL	97 99 03 04 06 08	800m/1500m
	Yaroslav Rybakov	RUS	01 03 04 06 08 10	High Jump
5	Luis Migueles	ARG	85 87 89 91 93	800m
	Roman Mrázek	TCH/SVK	85 87 89 91 93	5000m Walk
	Patrik Sjöberg	SWE	85 87 89 91 93	High Jump
	Frans Maas	NED	87 89 91 93 95	Long Jump
	Frank O'Mara	IRL	87 89 91 93 95	3000m
	Marcus O'Sullivan	IRL	87 89 91 93 95	1500m
	Troy Douglas	BER	89 91 93 95 97	200m/400m
	Kevin Little	USA	89 93 97 99 01	200m/MedleyR
	Bogdan Tudor	ROU	91 93 95 97 99	Long Jump
	Sunday Bada	NGR	93 95 97 99 01	400m/4x400mR
	Lev Lobodin	UKR/RUS	93 99 01 03 04	Heptathlon
	Okkert Brits	RSA	95 97 01 03 04	Pole Vault
	Allyn Condon	GBR	95 99 01 03 04	200m/4x400mR
	Deji Aliu	NGR	97 99 01 03 06	60m
	Gábor Dobos	HUN	97 99 03 04 06	60m
	Robert Kronberg	SWE	97 01 03 04 08	60mH
	David Canal	ESP	99 01 03 04 06	400m/4x400mR
	Romain Mesnil	FRA	99 01 03 04 06	Pole Vault
	Andrey Sokolovskiy	UKR	99 01 03 04 06	High Jump
	Milton Campbell	USA	99 01 03 04 06	400m/4x400mR
	Andrey Mikhnevich	BLR	99 04 06 08 10	Shot Put
	Yoel Hernández	CUB	01 03 04 06 08	60mH
	Stanislav Olijar	LAT	01 03 04 06 08	60mH
	Maurice Wignall	JAM	01 04 06 08 10	60mH
	Fabrizio Donato	ITA	01 04 06 08 10	Triple Jump
	Chris Brown	BAH	03 04 06 08 10	400m/4x400mR
	Aleksandr Pogorelov	RUS	03 04 06 08 10	Heptathlon
	Ajmal Amirov	TJK	03 04 06 08 10	1500m/3000m
	Shi Dongpeng	CHN	03 04 06 08 10	60mH

### WOMEN

9	Maria Mutola	MOZ	93 95 97 99 01 03 04 06 08	800m
7	Aliuska López	CUB/ESP	87 89 91 93 95 97 04	60mH
	Violeta Szekely	ROU	87 89 91 93 95 99 01	800m/1500m/3000m
	Connie Price-Smith	USA	89 91 93 95 97 99 01	Shot Put
	Liliana Allen	CUB/MEX	89 91 93 95 99 01 03	60m
6	Merlene Ottey	JAM/SLO	87 89 91 95 03 04	60m/200m

	NAME	COUNTRY	YEARS CONTESTED	EVENT (S)	
(6)	Jearl Miles Clark	USA	89 91 93 95 97 99	400m/4x400mR/MedleyR	
	Svetlana Krivelyova	URS/RUS	91 93 99 01 03 04	Shot Put	
	Krystyna Zabawska	POL	91 97 99 01 04 06	Shot Put	
	Sandie Richards	JAM	93 95 97 99 01 03	400m/4x400mR	
	Nicole Ramalalanirina	MAD/FRA	93 95 99 01 04 06	60mH	
	Alenka Bikar	SLO	95 97 99 01 03 04	60m/200m	
	Tereza Marinova	BUL	97 99 01 03 04 06	Triple Jump	
	Lidia Chojecka	POL	97 99 03 04 06 10	1500m/3000m	
	Yamilé Aldama	CUB/SUD	97 99 04 06 08 10	Triple Jump	
	Nadine Kleinert	GER	99 01 03 04 06 10	Shot Put	
	Adelina Gavrilă	ROU	99 01 03 04 08 10	Triple Jump	
	Natalya Nazarova	RUS	99 03 04 06 08 10	400m/4x400mR	
	Lacena Golding-Clarke	JAM	01 03 04 06 08 10	60mH	
	Nadezhda Ostapchuk	BLR	01 03 04 06 08 10	Shot Put	
	Svetlana Feofanova	RUS	01 03 04 06 08 10	Pole Vault	
	Yelena Isinbaeva	RUS	01 03 04 06 08 10	Pole Vault	
	Ruth Beitía	ESP	01 03 04 06 08 10	High Jump	
	5	Elly van Hulst	NED	85 87 89 91 93	1500m/3000m
		Stefka Kostadinova	BUL	85 87 89 93 97	High Jump
		Elma Muros	PHI	85 89 93 95 97	200m/60m/Long Jump
Fabienne Ficher		FRA	85 91 95 97 99	200m	
Nelli Cooman		NED	87 89 91 93 95	60m	
Heike Henkel		GER	87 89 91 93 95	High Jump	
Joetta Clark		USA	87 89 91 93 97	800m/MedleyR	
Mayte Zúñiga		ESP	89 93 95 97 99	800m/1500m	
Brigita Bukovec		SCG/SLO	91 93 95 97 99	60mH	
Šárka Kašpárková		CZE	93 95 97 99 04	Triple Jump	
Valentina Gotovska		LAT	93 95 97 01 04	High Jump/Long Jump	
Michelle Freeman		JAM	93 95 97 01 06	60mH	
Gail Devers		USA	93 97 99 03 04	60m/60mH	
Monica Iagăr		ROU	95 97 99 01 04	High Jump	
Níki Xánthou		GRE	95 97 99 03 04	Long Jump	
Marta Domínguez		ESP	95 97 01 03 04	3000m	
Aksel Gürçan		TUR	95 97 01 04 06	200m/60m	
Stacy Dragila		USA	97 99 01 03 04	Pole Vault	
Linda Ferga-Khodadin		FRA	97 99 01 03 04	60mH/Long Jump	
Olga Kotlyarova		RUS	97 99 01 04 06	400m/800m/4x400mR	
Endurance Ojokolo		NGR	97 99 01 04 06	60m	
Sandrine Thiébaud-Kangni		FRA/TOG	97 03 04 06 08	400m/4x400mR	
Yumileidi Cumbá		CUB	99 01 03 04 06	Shot Put	
Lwiza John		TAN	99 01 03 04 06	800m	
Tatyana Kotova		RUS	99 01 03 04 06	Long Jump	
Pavla Rybová		CZE	99 01 06 08 10	Pole Vault	
Glory Alozie		NGR/ESP	99 03 04 06 08	60mH	
Monika Pyrek		POL	99 03 04 06 08	Pole Vault	
Sarah Claxton		GBR	01 03 04 06 08	60mH	
Blanka Vlašić		CRO	03 04 06 08 10	High Jump	
Naide Gomes		POR	03 04 06 08 10	Long Jump/Pentathlon	
Meseret Defar		ETH	03 04 06 08 10	3000m	
Jenny Meadows	GBR	03 04 06 08 10	400m/800m/4x400mR		
Anna Rogowska	POL	03 04 06 08 10	Pole Vault		

## YOUNGEST & OLDEST

### Youngest winners

<b>Men</b>	800m	18y 262d	Abubaker Kaki	SUD	9 Mar 08
<b>Women</b>	1500m	18y 310d	Kalkidan Gezahegne	ETH	14 Mar 10

### Oldest winners

<b>Men</b>	3000m	35y 92d	Bernard Lagat	USA	14 Mar 10
<b>Women</b>	1500m	44y 271d	Yekaterina Podkopayeva	RUS	9 Mar 97

### Youngest medallists

<b>Men</b>	High Jump	17y 97d	Javier Sotomayor	CUB	18 Jan 85
	(At World Indoor Championships)				
	60m	18y 188d	Mark Lewis-Francis	USA	11 Mar 01

<b>Women</b>	4x400mR (Individual)	17y 225d	Angela Moroşanu	ROU	7 Mar 04
	3000m Walk (Individual and at World Indoor Championships)	18y 87d	Yan Hong	CHN	18 Jan 85
	1500m	18y 310d	Kalkidan Gezahegne	ETH	14 Mar 10

**Oldest medallists**

<b>Men</b>	60m Hurdles	37y 7d	Allen Johnson	USA	8 Mar 08
<b>Women</b>	1500m	44y 271d	Yekaterina Podkopayeva	RUS	9 Mar 97

**Youngest finalists (top 8 if straight final)**

<b>Men</b>	3000m Walk	16y 252d	Jefferson Pérez	ECU	10 Mar 91
<b>Women</b>	Pole Vault	16y 75d	Amandine Homo	FRA	9 Mar 97

**Oldest finalists**

<b>Men</b>	Pole Vault	38y 168d	Jeff Hartwig	USA	12 Mar 06
<b>Women</b>	1500m	44y 271d	Yekaterina Podkopayeva	RUS	9 Mar 97

**Youngest competitors**

<b>Men</b>	60m	14y 169d	Carlos Garcia	DOM	8 Mar 91
<b>Women</b>	60m	15y 36d	Silvienne Krosendijk	ARU	11 Mar 01

**Oldest competitors**

<b>Men</b>	60m	39y 263d	Timothy Munnings	BAH	12 Mar 06
<b>Women</b>	1500m	44y 271d	Yekaterina Podkopayeva	RUS	9 Mar 97

**BY EVENT**

Shown below are the youngest and oldest gold medallists (G), medallists (M), finalists or top eight (F) and competitors (C) in each World Championship event, with the overall youngest and oldest in those categories shown in bold


**MEN**

EVENT	AGE	YOUNGEST	COUNTRY	DATE	AGE	OLDEST	COUNTRY	DATE
60m	G 21 32	Justin Gatlin	USA	14 Mar 03	31 342	Dwain Chambers	GBR	13 Mar 10
	M 18 188	Mark Lewis-Francis	GBR	11 Mar 01	31 342	Dwain Chambers	GBR	13 Mar 10
	F 18 188	Mark Lewis-Francis	GBR	11 Mar 01	32 21	Ronald Desruelles	BEL	7 Mar 87
	<b>C 14 169</b>	<b>Carlos García</b>	<b>DOM</b>	<b>8 Mar 91</b>	38 26	Tony Ichiou	NMI	14 Mar 03
200m	G 22 142	John Regis	GBR	4 Mar 89	31 155	Frankie Fredericks	NAM	6 Mar 99
	M 18 68	Ade Mafe	GBR	19 Jan 85	32 101	Troy Douglas	BER	11 Mar 95
	F 18 68	Ade Mafe	GBR	19 Jan 85	34 98	Troy Douglas	BER	8 Mar 97
	C 14 170	Carlos García	DOM	9 Mar 91	36 156	Frankie Fredericks	NAM	6 Mar 04
400m	G 19 166	Thomas Schönlebe	GDR	19 Jan 85	31 149	Chris Brown	BAH	13 Mar 10
	M 19 166	Thomas Schönlebe	GDR	19 Jan 85	31 149	Chris Brown	BAH	13 Mar 10
	F 19 166	Thomas Schönlebe	GDR	19 Jan 85	32 51	Devon Morris	JAM	14 Mar 93
	C 17 74	Dawda Jallow	GAM	6 Mar 87	33 321	Anderson dos Santos	BRA	10 Mar 06
800m	<b>G 18 262</b>	<b>Abubaker Kaki</b>	<b>SUD</b>	<b>9 Mar 08</b>	29 138	Tom McKean	GBR	14 Mar 93
	M 18 262	Abubaker Kaki	SUD	9 Mar 08	35 139	Osmar dos Santos	BRA	7 Mar 04
	F 18 262	Abubaker Kaki	SUD	9 Mar 08	35 139	Osmar dos Santos	BRA	7 Mar 04
	C 17 144	Belal Mansoor Ali	BRN	10 Mar 06	37 141	Osmar dos Santos	BRA	10 Mar 06
1500m	G 20 140	Deresse Mekonnen	ETH	8 Mar 08	33 151	Driss Maazouzi	FRA	15 Mar 03
	M 20 140	Deresse Mekonnen	ETH	8 Mar 08	35 47	Laban Rotich	KEN	7 Mar 04
	F 18 74	Fransua Woldemarian	ETH	4 Mar 89	35 47	Laban Rotich	KEN	7 Mar 04
	C 15 68	Mahdi Abdullah El Din	SUD	10 Mar 95	36 146	Driss Maazouzi	FRA	10 Mar 06
3000m	G 21 48	Tariku Bekele	ETH	9 Mar 08	35 92	Bernard Lagat	USA	14 Mar 10
	M 18 168	Abreham Cherkos	ETH	9 Mar 08	35 92	Bernard Lagat	USA	14 Mar 10
	F 18 168	Abreham Cherkos	ETH	9 Mar 08	35 92	Bernard Lagat	USA	14 Mar 10
	C 17 26	Aadam Ismail Khamis	BRN	10 Mar 06	38 19	Wilson Waigwa	KEN	6 Mar 87
60m Hurdles	G 20 233	Stéphane Caristan	FRA	19 Jan 85	33 5	Allen Johnson	USA	6 Mar 04
	M 17 340	Jon Ridgeon	GBR	19 Jan 85	37 7	Allen Johnson	USA	8 Mar 08
	F 17 340	Jon Ridgeon	GBR	19 Jan 85	37 7	Allen Johnson	USA	8 Mar 08
	C 17 293	Elton Bitincka	ALB	15 Mar 03	37 7	Allen Johnson	USA	8 Mar 08
High Jump	G 20 13	Patrik Sjöberg	SWE	18 Jan 85	31 288	Stefan Holm	SWE	8 Mar 08
	<b>M 17 97</b>	<b>Javier Sotomayor</b>	<b>CUB</b>	<b>18 Jan 85</b>	31 288	Stefan Holm	SWE	8 Mar 08
	F 17 97	Javier Sotomayor	CUB	18 Jan 85	36 362	Dragutin Topic	SRB	8 Mar 08



EVENT	AGE	YOUNGEST	COUNTRY	DATE	AGE	OLDEST	COUNTRY	DATE
Pole Vault	C 17 97	Javier Sotomayor	CUB	18 Jan 85	36 362	Dragutin Topić	SRB	8 Mar 08
	G 21 46	Sergey Bubka	URS	19 Jan 85	31 97	Sergey Bubka	UKR	11 Mar 95
	M 21 46	Sergey Bubka	URS	19 Jan 85	33 190	Tim Lobinger	GER	12 Mar 06
Long Jump	F 19 324	Daniel Martí	ESP	13 Mar 93	<b>38 168</b>	<b>Jeff Hartwig</b>	<b>USA</b>	<b>12 Mar 06</b>
	C 19 115	Jan Netscher	CZE	10 Mar 95	38 168	Jeff Hartwig	USA	12 Mar 06
	G 20 86	Iván Pedroso	CUB	13 Mar 93	32 360	Larry Myricks	USA	5 Mar 89
Triple Jump	M 20 86	Iván Pedroso	CUB	13 Mar 93	32 360	Larry Myricks	USA	5 Mar 89
	F 18 304	Emiel Mellaard	NED	19 Jan 85	35 179	Barrington Williams	GBR	9 Mar 91
	C 16 71	Lamin Drammeh	GAM	10 Mar 95	35 179	Barrington Williams	GBR	9 Mar 91
Shot Put	G 19 357	Khristo Markov	BUL	18 Jan 85	29 70	Phillips Idowu	GBR	9 Mar 08
	M 19 357	Khristo Markov	BUL	18 Jan 85	34 303	Jonathan Edwards	GBR	9 Mar 01
	F 19 36	Ralf Jaros	FRG	18 Jan 85	36 310	Jonathan Edwards	GBR	16 Mar 03
Heptathlon	C 18 261	Edward Manderson	CAY	6 Mar 87	36 310	Jonathan Edwards	GBR	16 Mar 03
	G 22 363	Yuriy Belonog	UKR	7 Mar 97	32 104	Aleksandr Bagach	UKR	5 Mar 99
	M 22 261	Randy Barnes	USA	4 Mar 89	33 244	Andrey Mikhnevich	BLR	13 Mar 10
5000m Walk	F 19 229	David Storl	GER	13 Mar 10	37 286	Gheorghe Guşet	ROU	10 Mar 06
	C 19 148	Khalid Habash Al-Suwaidi	QAT	6 Mar 04	37 286	Gheorghe Guşet	ROU	10 Mar 06
	G 24 194	André Niklaus	GER	12 Mar 06	31 135	Christian Plaziat	FRA	12 Mar 95
4x400m Relay	M 22 65	Andrey Kravchenko	BLR	9 Mar 08	34 341	Lev Lobodin	RUS	7 Mar 04
	F 22 4	Konstantin Smirnov	RUS	12 Mar 06	35 107	Roman Šebrle	CZE	13 Mar 10
	C 22 4	Konstantin Smirnov	RUS	12 Mar 06	35 107	Roman Šebrle	CZE	13 Mar 10
Medley Relay	G 19 73	Mikhail Shchennikov	URS	7 Mar 87	35 67	Gérard Lelièvre	FRA	19 Jan 85
	M 19 73	Mikhail Shchennikov	URS	7 Mar 87	35 67	Gérard Lelièvre	FRA	19 Jan 85
	<b>F 16 252</b>	<b>Jefferson Pérez</b>	<b>ECU</b>	<b>10 Mar 91</b>	35 67	Gérard Lelièvre	FRA	19 Jan 85
Medley Relay	C 16 251	Jefferson Pérez	ECU	9 Mar 91	35 67	Gérard Lelièvre	FRA	19 Jan 85
	G 19 83	Tavaris Tate	USA	14 Mar 10	31 356	James Davis	USA	9 Mar 08
	M 19 83	Tavaris Tate	USA	14 Mar 10	32 116	Solomon Wariso	GBR	7 Mar 99
Medley Relay	F 18 91	Paul Greene	AUS	10 Mar 91	37 259	Timothy Munnings	BAH	7 Mar 04
	C 18 89	Paul Greene	AUS	8 Mar 91	<b>39 263</b>	<b>Timothy Munnings</b>	<b>BAH</b>	<b>12 Mar 06</b>
	G 23 76	James Trapp	USA	14 Mar 93	28 279	Butch Reynolds	USA	14 Mar 93
Medley Relay	M 20 108	André da Silva	BRA	14 Mar 93	31 18	Freddy Williams	CAN	14 Mar 93
	F 20 108	André da Silva	BRA	14 Mar 93	31 18	Freddy Williams	CAN	14 Mar 93
	C 20 108	André da Silva	BRA	14 Mar 93	31 18	Freddy Williams	CAN	14 Mar 93
<b>WOMEN</b>								
60m	G 20 213	Silke Gladisch	GDR	19 Jan 85	37 107	Gail Devers	USA	5 Mar 04
	M 20 66	Frédérique Bangué	FRA	7 Mar 97	37 107	Gail Devers	USA	5 Mar 04
	F 17 75	Gillian Forde	TRI	19 Jan 85	42 308	Merlene Ottey	SLO	14 Mar 03
200m	<b>C 15 36</b>	<b>Silviene Krosendijk</b>	<b>ARU</b>	<b>11 Mar 01</b>	43 300	Merlene Ottey	SLO	5 Mar 04
	G 22 81	Heike Drechsler	GDR	7 Mar 87	31 8	Natalya Safronnikova	BLR	7 Mar 04
	M 19 22	Grit Breuer	GER	10 Mar 91	32 363	Juliet Campbell	JAM	15 Mar 03
400m	F 18 268	Fabienne Ficher	FRA	18 Jan 85	32 363	Juliet Campbell	JAM	15 Mar 03
	C 16 244	Céline Pace	MLT	14 Mar 03	35 39	Mary Omagbemi	NGR	14 Mar 03
	G 20 118	Diane Dixon	USA	19 Jan 85	32 125	Sandie Richards	JAM	11 Mar 01
800m	M 20 118	Diane Dixon	USA	19 Jan 85	32 184	Jearl Miles Clark	USA	7 Mar 99
	F 20 118	Diane Dixon	USA	19 Jan 85	32 184	Jearl Miles Clark	USA	7 Mar 99
	C 16 351	Martina Xuerab	MLT	7 Mar 08	36 309	Marina Stepanova	URS	6 Mar 87
1500m	G 20 138	Maria Mutola	MOZ	14 Mar 93	33 136	Maria Mutola	MOZ	12 Mar 06
	M 19 5	Gabriela Sedláková	TCH	7 Mar 87	35 281	Helena Fuchsová	CZE	11 Mar 01
	F 19 5	Gabriela Sedláková	TCH	7 Mar 87	35 281	Helena Fuchsová	CZE	11 Mar 01
3000m	C 17 7	Marlyse Nsourou	GAB	5 Mar 04	38 160	Letitia Vriesde	SUR	14 Mar 03
	<b>G 18 310</b>	<b>Kalkidan Gezahegne</b>	<b>ETH</b>	<b>14 Mar 10</b>	<b>44 271</b>	<b>Yekaterina Podkopayeva</b>	<b>RUS</b>	<b>9 Mar 97</b>
	M 18 310	Kalkidan Gezahegne	ETH	14 Mar 10	<b>44 271</b>	<b>Yekaterina Podkopayeva</b>	<b>RUS</b>	<b>9 Mar 97</b>
60m Hurdles	F 16 155	Khadeeja Al-Matari	JOR	19 Jan 85	<b>44 271</b>	<b>Yekaterina Podkopayeva</b>	<b>RUS</b>	<b>9 Mar 97</b>
	C 16 155	Khadeeja Al-Matari	JOR	19 Jan 85	<b>44 271</b>	<b>Yekaterina Podkopayeva</b>	<b>RUS</b>	<b>9 Mar 97</b>
	G 19 117	Gabriela Szabo	ROU	11 Mar 95	29 268	Elly van Hulst	NED	4 Mar 89
High Jump	M 19 116	Meseret Defar	ETH	15 Mar 03	36 221	Maricica Puică	ROU	7 Mar 87
	F 18 288	Layes Abdullayeva	AZE	13 Mar 10	37 194	Regina Jacobs	USA	10 Mar 01
	C 16 353	Etaferahu Tarekegn	ETH	8 Mar 97	37 194	Regina Jacobs	USA	10 Mar 01
Pole Vault	G 23 191	Perdita Felicien	CAN	7 Mar 04	36 117	Gail Devers	USA	16 Mar 03
	M 20 218	Anne Piquereau	FRA	19 Jan 85	37 109	Gail Devers	USA	7 Mar 04
	F 17 190	Aliuska López	CUB	7 Mar 87	37 109	Gail Devers	USA	7 Mar 04
Pole Vault	C 17 189	Aliuska López	CUB	6 Mar 87	37 109	Gail Devers	USA	7 Mar 04
	G 19 300	Stefka Kostadinova	BUL	19 Jan 85	31 348	Stefka Kostadinova	BUL	8 Mar 97
	M 19 300	Stefka Kostadinova	BUL	19 Jan 85	33 255	Inga Babakova	UKR	9 Mar 01
Pole Vault	F 16 317	Katja Kilpi	FIN	9 Mar 91	35 262	Inga Babakova	UKR	16 Mar 03
	C 16 316	Katja Kilpi	FIN	8 Mar 91	37 76	Romary Rifka	MEX	8 Mar 08
	G 21 167	Nastja Ryjikh	GER	5 Mar 99	28 363	Fabiana Murer	BRA	14 Mar 10
Pole Vault	M 20 236	Svetlana Feofanova	RUS	9 Mar 01	32 347	Stacy Dragila	USA	6 Mar 04
	<b>F 16 75</b>	<b>Amandine Homo</b>	<b>FRA</b>	<b>9 Mar 97</b>	33 2	Kellie Suttle	USA	11 Mar 06
	C 16 74	Amandine Homo	FRA	8 Mar 97	33 252	Cassandra Kelly	NZL	8 Mar 97

Long Jump	G	22	81	Heike Drechsler	GDR	7 Mar 87	30	147	Marieta Ilcu	ROU	12 Mar 93
	M	20	194	Tianna Madison	USA	12 Mar 06	36	162	Inessa Kravets	UKR	16 Mar 03
	F	17	319	Nicole Boegman	AUS	18 Jan 85	38	186	Valentina Gotovska	LAT	7 Mar 04
	C	17	31	Erica Johansson	SWE	8 Mar 91	38	186	Valentina Gotovska	LAT	7 Mar 04
Triple Jump	G	23	116	Yargelis Savigne	CUB	8 Mar 08	33	228	Yolanda Chen	RUS	11 Mar 95
	M	19	38	Ren Ruiping	CHN	11 Mar 95	33	228	Yolanda Chen	RUS	11 Mar 95
	F	19	38	Ren Ruiping	CHN	11 Mar 95	35	207	Yamilé Aldama	SUD	8 Mar 08
	C	17	183	Anja Valant	SLO	10 Mar 95	37	210	Yamilé Aldama	SUD	12 Mar 10
Shot Put	G	22	186	Natalya Lisovskaya	URS	18 Jan 85	37	10	Larisa Peleshenko	RUS	10 Mar 01
	M	20	149	Nadezhda Ostapchuk	BLR	10 Mar 01	37	10	Larisa Peleshenko	RUS	10 Mar 01
	F	20	97	Stephanie Storp	FRG	5 Mar 89	39	323	Li Meisu	CHN	6 Mar 99
	C	18	136	Corrie de Bruin	NED	11 Mar 95	39	323	Li Meisu	CHN	6 Mar 99
Pentathlon	G	20	40	Carolina Klüft	SWE	14 Mar 03	31	261	Sabine Braun	GER	7 Mar 97
	M	20	40	Carolina Klüft	SWE	14 Mar 03	33	73	Urszula Włodarczyk	POL	5 Mar 99
	F	20	38	Tatyana Chernova	RUS	7 Mar 08	35	263	Sabine Braun	GER	9 Mar 01
	C	20	38	Tatyana Chernova	RUS	7 Mar 08	35	263	Sabine Braun	GER	9 Mar 01
3000m Walk	G	23	33	Beate Anders	GER	9 Mar 91	29	256	Olga Krishtop	URS	6 Mar 87
	<b>M</b>	<b>18</b>	<b>87</b>	<b>Yan Hong</b>	<b>CHN</b>	<b>18 Jan 85</b>	31	284	Kerry Saxby-Junna	AUS	13 Mar 93
	F	16	214	Symone Olsen	NOR	18 Jan 85	39	271	Suzanne Griesbach	FRA	18 Jan 85
4x400m Relay	C	15	47	Kjersti Tysse	NOR	6 Mar 87	41	318	Suzanne Griesbach	FRA	6 Mar 87
	G	19	22	Grit Breuer	GER	10 Mar 91	33	153	Tatyana Alekseyeva	RUS	9 Mar 97
	M	17	225	Angela Moroşanu	ROU	7 Mar 04	34	130	Sandie Richards	JAM	16 Mar 03
	F	17	21	Elena Lavric	ROU	9 Mar 08	34	130	Sandie Richards	JAM	16 Mar 03
Medley Relay	C	17	21	Elena Lavric	ROU	9 Mar 08	34	130	Sandie Richards	JAM	16 Mar 03
	G	23	350	Kim Batten	USA	14 Mar 93	30	225	Joetta Clark	USA	14 Mar 93
	M	17	262	Mame Twumasi	CAN	14 Mar 93	30	225	Joetta Clark	USA	14 Mar 93
	F	17	262	Mame Twumasi	CAN	14 Mar 93	30	225	Joetta Clark	USA	14 Mar 93
C	17	262	Mame Twumasi	CAN	14 Mar 93	30	225	Joetta Clark	USA	14 Mar 93	



# PLACING TABLES

Scoring eight points for first place, seven for second, six for third down to one for eighth place. Points are shared in the case of a tie.

Number of World Indoor Games & Championship & non-championship events (1991 Women's TJ & 1993 Combined Events & Medley Relays):

	Men	Women	Totals
Paris 1985	13	11	24
Indianapolis 1987	13	11	24
Budapest 1989	13	11	24
Seville 1991	14	13	27
Toronto 1993	16	15	31
Barcelona 1995	14	13	27
Paris 1997	14	14	28
Maebashi 1999	14	14	28
Lisbon 2001	14	14	28
Birmingham 2003	14	14	28
Budapest 2004	14	14	28
Moscow 2006	13	13	26
Valencia 2008	13	13	26
Doha 2010	13	13	26
<b>Totals</b>	<b>192</b>	<b>183</b>	<b>375</b>

The columns in the overall placing tables do not all add up to 375 because of ties, non-finishers, disqualifications and non-starters.

Where relevant each table is followed by a breakdown of the placings of the constituent states of the former USSR, Czechoslovakia and Yugoslavia. These three competed as single countries up to 1991, 1993 and 2003 respectively before dividing into the independent nations we know today. For Germany, separate placings by the GDR and FRG are given in the yearly tables up to 1989. The unified Germany competed for the first time in 1991.

**Paris 1985, Indianapolis 1987, Budapest 1989, Seville 1991, Toronto 1993, Barcelona 1995, Paris 1997, Maebashi 1999, Lisbon 2001, Birmingham 2003, Budapest 2004, Moscow 2006, Valencia 2008, Doha 2010**

**OVERALL**

	Gold	Silver	Bronze	4th	5th	6th	7th	8th	Medals	Points
USA	75	55+1=	51+2=	45+1=	33+1=	33+2=	24+1=	28+1=	184	1855.5
RUS	48	38+1=	32+1=	25+1=	27	25+1=	19+1=		120	1217
GER <sup>1</sup>	28	20	27+2=	24+1=	27+1=	18+2=	14	16+2=	77	876.5
GBR	13	24+1=	13+1=	15+1=	21	15+2=	11	5+1=	52	602.5
URS <sup>2</sup>	21	17	15+1=	16	7	5+1=	4	3	54	519
CUB	15	16	10+2=	12	17+1=	11	10+1=	7	43	495.5
ESP	2	20	11	15+1=	13+2=	17	12+1=	9+1=	33	446.5
FRA	9	8	13+1=	14+1=	14+1=	19+2=	12	13	31	444.5
JAM	13	16	7+1=	11+1=	13	12	4	3	37	422
ROU	10	9	7	12+1=	15+1=	9+1=	6	9	26	363.5
UKR	8	9	8	8	11+2=	11+1=	6	12	25	325
ITA	5	5	11	10	11	10	11	5	21	292
POL	2	7	10+2=	12+1=	5+1=	11+3=	6	6	21	282
SWE	10	6	7	5	6+1=	6+1=	6	4+1=	23	253
CAN	7	4	13+1=	6	5	7	4	4	25	250
KEN	5	11	10	7	4	4	2		26	244
BUL	9	5	8	3	8	8+1=	3	2+1=	22	237
AUS	6	6	5	6	10	7	7	5	17	230
ETH	16	2	6	3	2	2	2	2	24	213
BLR	4	10	6	4	1	8	6	4	20	202
CZE	5	4	9	4+1=	6	4+2=	3	1+1=	18	194
CHN	2	5	5	5	5+1=	3	12	6+1=	12	169
MAR	5	4	6	2	7	2	6	6	15	166
POR	4	3	5	6	3	3	4	3	12	145
NED	4	1	3	2	10	8	2	5	8	140
NGR	2	6	3	2	8	3	2	2	11	133
BAH	3	3	7	3+1=	3		1	1	13	121.5
IRL	6	2	1+1=	3	4	2	2	3	10	117.5
BRA	2	5	5+1=		2	3	2	1=	13	108

	Gold	Silver	Bronze	4th	5th	6th	7th	8th	Medals	Points
GRE	3	3	2	3+1=	3	3	3	3	8	106.5
TCH <sup>3</sup>	2	4	2	5	2	4	1	2	8	105
HUN	1	1	2+1=	4	4+1=	5	3	3	5	96
RSA	3	4	1+1=	1	1	2	1	2	9	82.5
BEL	1	4	2	2	2	2	3	3	7	81
KAZ	3	3	1	3+1=	1		1+1=	1	7	79
SLO		2	2	6	1	2	3	2	4	74
MOZ	7	1	1						9	69
FIN	1			4	4	4	3	3+1=	1	65.5
LAT		1	1=	3+1=	3	3	1	3	2	58
SUI	2	1	3	2	1=	1			6	57.5
AUT		3	1	1	3	2	2	1	4	55
DEN	1	2	2	2	2			2	5	54
YUG <sup>4</sup>			2	5	1	3			2	50
CRO	2	1	2	2					5	45
NOR	1		2	2	2		2	2+1=	3	44.5
ISL		2	1	2	2	1	1	1	3	44
NZL	1	1	1	1	2	3			3	43
EST		2		2	2	1	2		2	39
SUD	2	1	1	1	1				4	38
JPN			3		2	2	1	4	3	38
BRN		2	2		1				4	30
TRI		2		1		2	1	2	2	29
BER	1	1	1	1					3	26
BOT		1		2	1	1			1	24
CMR		2		1		1		1	2	23
QAT		1	1	1	1			1	2	23
SVK					3	1	3	2	0	23
LTU			1	1	2	1			1	22
MEX			2	1+1=					2	21
GHA	1	1					1		2	17
ALG	1		1				1	1	2	17
GRN	2								2	16
SEN			1	1		1	1		1	16
NAM	1	1							2	15
TUR				1	1	2			0	15
CHI			1			2	1		1	14
SKN		1+1=							2	13.5
ISR				2=		1	1		0	13.5
DOM			1		1	1			1	13
CAY		1		1					1	12
BDI		1			1				1	11
SUR			1	1					1	11
TUN				1		2			0	11
CYP			1=	1					1	10.5
CRC				2					0	10
IVB			1			1			1	9
TAN				1		1			0	8
BAR		1							1	7
PAN		1							1	7
KSA			1					1	1	7
ANT			1						1	6
COD			1						1	6
IND					1		1		0	6
CIV						2			0	6
GAB			1=						1	5.5
CHA				1					0	5
MDA				1					0	5
SRI				1					0	5
GUY					1				0	4
KOR					1				0	4
ARM						1		1	0	4
COL					5		2		0	4
UZB							1+1=		0	3.5
SLE						1			0	3
ZIM						1			0	3
MAD							1	1	0	3
SRB						1=			0	2.5
AZE							1		0	2
HAI							1		0	2
JOR							1		0	2
ARG								1	0	1
EGY								1	0	1
RWA								1	0	1

Overall	Gold	Silver	Bronze	4th	5th	6th	7th	8th	Medals	Points	Overall M	Gold	Silver	Bronze	4th	5th	6th	7th	8th	Medals	Points
TPE	-	-	-	-	-	-	-	1	0	1	ISL	-	1	1	2	1	1	1	-	2	32
UGA	-	-	-	-	-	-	-	1	0	1	SUI	1	1	1	1	1=	-	-	-	3	29.5
<b>Totals</b>	<b>375</b>	<b>373+4=</b>	<b>361+21=</b>	<b>351+17=</b>	<b>350+14=</b>	<b>326+20=</b>	<b>247+6=</b>	<b>220+12=</b>	<b>1134</b>	<b>12,950</b>	BER	1	1	1	1	-	-	-	3	26	
<b>1. Breakdown of German placings (GER from 1991):</b>											AUT	-	1	-	1	2	1	1	-	1	25
GER	14	11	20+2=	19+1=	21+1=	14+1=	11	13+2=	47	587	TRI	-	2	-	1	-	1	-	1	2	23
GDR	12	7	4	2	1	-	-	-	23	183	QAT	-	1	1	1	1	-	-	1	2	23
FRG	2	2	3	3	5	4+1=	3	3	7	106.5	SLO	-	-	-	3	1	-	1	1	0	22
<b>Totals</b>	<b>28</b>	<b>20</b>	<b>27+2=</b>	<b>24+1=</b>	<b>27+1=</b>	<b>18+2=</b>	<b>14</b>	<b>16+2=</b>	<b>77</b>	<b>876.5</b>	SUD	2	-	-	1	-	-	-	-	2	21
<b>2. Breakdown of USSR placings 1985-1991:</b>											BOT	-	1	-	1	1	1	-	-	1	19
RUS	13	10	5+1=	10	4	4+1=	2	1	29	295	GHA	1	1	-	-	-	-	1	-	2	17
UKR	6	2	4	3	-	1	-	-	12	104	BRN	-	1	1	-	1	-	-	-	2	17
BLR	1	1	3	2	-	-	-	-	5	43	GRN	2	-	-	-	-	-	-	-	2	16
LAT	-	1	2	-	-	-	1	-	3	21	MEX	-	-	2	1=	-	-	-	-	2	16
UZB	-	1	-	-	2	-	-	-	1	15	NAM	1	1	-	-	-	-	-	-	2	15
URS	-	1	-	-	1	-	-	-	1	11	ALG	1	-	1	-	-	-	-	1	2	15
KAZ	-	1	-	-	-	-	1	2	1	11	SVK	-	-	-	-	2	-	3	1	0	15
KGZ	1	-	-	-	-	-	-	-	1	8	CHI	-	-	1	-	-	2	1	-	1	14
LTU	-	-	1	-	-	-	-	-	1	6	SKN	-	1+1=	-	-	-	-	-	-	2	13.5
ARM	-	-	-	1	-	-	-	-	0	5	ISR	-	-	-	2=	-	1	1	-	0	13.5
<b>Totals</b>	<b>21</b>	<b>17</b>	<b>15+1=</b>	<b>16</b>	<b>7</b>	<b>5+1=</b>	<b>4</b>	<b>3</b>	<b>54</b>	<b>519</b>	DOM	-	-	1	-	1	1	-	-	1	13
<b>3. Breakdown of Czechoslovakian placings 1985-1991:</b>											CMR	-	1	-	1	-	-	-	-	1	12
CZE	2	1	2	3	2	3	1	-	5	69	BDI	-	1	-	-	1	-	-	-	1	11
SVK	-	3	-	2	-	1	-	2	3	36	CRO	-	-	1	1	-	-	-	-	1	11
<b>Totals</b>	<b>2</b>	<b>4</b>	<b>2</b>	<b>5</b>	<b>2</b>	<b>4</b>	<b>1</b>	<b>2</b>	<b>8</b>	<b>105</b>	TUN	-	-	-	1	-	2	-	-	0	11
<b>4. Breakdown of Yugoslav placings 1985-2003:</b>											CYP	-	-	1=	1	-	-	-	-	1	10.5
SRB	-	-	2	3	1	2	-	-	2	37	CRC	-	-	-	2	-	-	-	-	0	10
CRO	-	-	-	2	-	1	-	-	0	13	SEN	-	-	-	1	-	1	1	-	0	10
<b>Totals</b>	<b>-</b>	<b>-</b>	<b>2</b>	<b>5</b>	<b>1</b>	<b>3</b>	<b>-</b>	<b>-</b>	<b>2</b>	<b>50</b>	BAR	-	1	-	-	-	-	-	-	1	7
<b>ALL WORLD INDOOR GAMES / CHAMPIONSHIPS</b>											CAY	-	1	-	-	-	-	-	-	1	7
<b>MEN</b>	<b>Gold</b>	<b>Silver</b>	<b>Bronze</b>	<b>4th</b>	<b>5th</b>	<b>6th</b>	<b>7th</b>	<b>8th</b>	<b>Medals</b>	<b>Points</b>	PAN	-	1	-	-	-	-	-	-	1	7
USA	54	33	26+1=	27+1=	18+1=	19+2=	7	10+1=	114	1126	KSA	-	-	1	-	-	-	-	1	1	7
GBR	9	16+1=	12+1=	10+1=	11	10+2=	6	3+1=	39	416.5	ANT	-	-	1	-	-	-	-	-	1	6
CUB	13	14	7+1=	7	9+1=	3	6	5	35	350	COD	-	-	1	-	-	-	-	-	1	6
GER <sup>1</sup>	8	7	9+1=	8+1=	15+1=	6+2=	10	10+1=	25	333.5	TUR	-	-	-	1	-	-	-	-	0	5
RUS	7	11	10+1=	7+1=	5	7+1=	8+1=	5	29	303.5	KOR	-	-	-	-	1	-	-	-	0	4
ESP	2	14	7	8+1=	9+1=	10	6+1=	7+1=	23	291	ARM	-	-	-	-	-	1	-	1	0	4
FRA	7	4	6	6+1=	5	13+2=	7	5	17	237.5	CIV	-	-	-	-	-	1	-	-	0	3
KEN	5	10	10	5	3	4	2	-	25	223	NZL	-	-	-	-	-	1	-	-	0	3
URS <sup>2</sup>	10	7	6+1=	4	3	1	4	-	24	213.5	ZIM	-	-	-	-	-	1	-	-	0	3
ITA	3	3	8	6	6	7	8	3	14	187	SRB	-	-	-	-	-	1=	-	-	0	2.5
SWE	7	5	5	5	4	3+1=	4	1+1=	17	182.5	COL	-	-	-	-	-	-	1	-	0	2
JAM	4	5	4	4+1=	6	5	1	1	13	157.5	HAI	-	-	-	-	-	-	1	-	0	2
POL	2	4	3	5+1=	5	3+1=	5	1	9	134	MAD	-	-	-	-	-	-	1	-	0	2
UKR	4	3	4	2	4	6+1=	1	5	11	130	EGY	-	-	-	-	-	-	-	1	0	1
CAN	5	1	4	6	3	1	3	3	10	125	RWA	-	-	-	-	-	-	-	1	0	1
AUS	3	1	5	3	6	3	4	5	9	122	TPE	-	-	-	-	-	-	-	1	0	1
ETH	8	-	3	2	2	2	2	-	11	110	UGA	-	-	-	-	-	-	-	1	0	1
MAR	4	3	4	1	3	-	5	5	11	109	<b>Totals</b>	<b>192</b>	<b>191+2=</b>	<b>186+10=</b>	<b>176+17=</b>	<b>176+6=</b>	<b>164+16=</b>	<b>124+2=</b>	<b>112+8=</b>	<b>581</b>	<b>6633</b>
CZE	3	2	4	1+1=	4	3+2=	-	1	9	101.5	<b>1. Breakdown of German placings (GER from 1991):</b>										
IRL	5	1	1+1=	3	4	2	1	3	8	100.5	GER	5	3	8+1=	7+1=	11+1=	4+1=	7	8+1=	17	238
RSA	3	4	1+1=	1	1	2	1	1	9	81.5	FRG	-	2	1	-	4	2+1=	3	2	3	52.5
NGR	2	3	3	1	3	2	-	1	8	79	GDR	3	2	-	1	-	-	-	-	5	43
TCH <sup>3</sup>	2	2	2	3	2	4	-	1	6	78	<b>Totals</b>	<b>8</b>	<b>7</b>	<b>9+1=</b>	<b>8+1=</b>	<b>15+1=</b>	<b>6+2=</b>	<b>10</b>	<b>10+1=</b>	<b>25</b>	<b>333.5</b>
BRA	1	4	3	-	1	3	1	-	8	69	<b>2. Breakdown of USSR placings 1985-1991:</b>										
POR	2	1	3	2	1	2	2	-	6	65	Gold	Silver	Bronze	4	5	6	7	8	Medals	Points	
BLR	-	3	2	3	-	3	1	3	5	62	RUS	5	3	1+1=	2	1	1	2	-	10	93.5
NED	-	-	3	1	6	4	-	3	3	62	UKR	3	1	1	1	-	-	-	-	5	42
ROU	-	-	-	3+1=	6+1=	2+1=	2	2	0	61.5	LAT	-	1	2	-	-	-	1	-	3	21
HUN	-	1	1	4	2	4	1	2	2	57	BLR	1	-	2	-	-	-	-	-	3	20
BAH	2	-	4	1+1=	1	-	-	1	6	54.5	UZB	-	1	-	-	1	-	-	-	1	11
GRE	1	2	1	2+1=	-	-	2	2	4	48.5	KAZ	-	1	-	-	-	-	1	-	1	9
DEN	1	2	2	1	1	-	-	2	5	45	KGZ	1	-	-	-	-	-	-	-	1	8
BUL	2	-	-	1	3	3	1	-	2	44	ARM	-	-	-	1	-	-	-	-	5	
FIN	1	-	-	2	3	3	1	2+1=	1	43.5	URS	-	-	-	-	1	-	-	-	4	
LAT	-	1	1=	3+1=	1	2	-	1	2	43	<b>Totals</b>	<b>10</b>	<b>7</b>	<b>6+1=</b>	<b>4</b>	<b>3</b>	<b>1</b>	<b>4</b>	<b>-</b>	<b>24</b>	<b>213.5</b>
KAZ	1	2	1	1+1=	-	-	-	1	4	38.5	<b>3. Breakdown of Czechoslovakian placings 1985-1991:</b>										
CHN	1	1	1	1	-	1	4	1+1=	3	38.5	CZE	2	-	2	1	2	3	-	-	4	50
NOR	1	-	1	2	2	-	2	1+1=	2	37.5	SVK	-	2	-	2	-	1	-	1	2	28
BEL	-	2	1	1	1	1	1	2	3	36	<b>Totals</b>	<b>2</b>	<b>2</b>	<b>2</b>	<b>3</b>	<b>2</b>	<b>4</b>	<b>-</b>	<b>1</b>	<b>6</b>	<b>78</b>
YUG <sup>4</sup>	-	-	2	2	1	3	-	-	2	35	<b>4. Breakdown of Yugoslav placings 1985-2003:</b>										
JPN	-	-	3	-	2	1	1	2	3	33	SRB	-	-	2	2	1	2	-	-	2	32
EST	-	2	-	1	2	1	1	-	2	32	CRO	-	-	-	-	-	1	-	-	3	
											<b>Totals</b>	<b>-</b>	<b>-</b>	<b>2</b>	<b>2</b>	<b>1</b>	<b>3</b>	<b>-</b>	<b>-</b>	<b>2</b>	<b>35</b>



1985	Gold	Silver	Bronze	4th	5th	6th	7th	8th	Medals	Points	1985	Gold	Silver	Bronze	4th	5th	6th	7th	8th	Medals	Points	
EGY	-	-	-	-	-	-	-	1	-	1	NED	1	-	-	-	-	-	-	-	1	8	
JPN	-	-	-	-	-	-	-	1	-	1	MAR	-	-	-	1	-	1	-	-	-	8	
FIN	-	-	-	-	-	-	-	1=	-	0.5	AUS	-	-	-	-	1	-	-	-	-	6	
<b>Totals</b>	<b>24</b>	<b>24</b>	<b>23+3=</b>	<b>22+2=</b>	<b>22</b>	<b>23</b>	<b>14</b>	<b>11+2=</b>	<b>74</b>	<b>829</b>	POL	-	-	1=	-	-	-	-	1	1	6	
1. Breakdown of USSR placings:											DEN	-	-	-	1	-	-	-	-	-	5	
RUS	2	1	-	4	1	2	-	-	3	53	TCH <sup>3</sup>	-	-	-	1	-	-	-	-	-	5	
UKR	1	-	2	-	-	-	-	-	3	20	CUB	-	-	1=	-	-	-	-	-	1	5	
LAT	-	-	1	-	-	-	-	-	1	6	IND	-	-	-	-	1	-	-	-	-	4	
LTU	-	-	1	-	-	-	-	-	1	6	ISL	-	-	-	-	1	-	-	-	-	4	
<b>Totals</b>	<b>3</b>	<b>1</b>	<b>4</b>	<b>4</b>	<b>1</b>	<b>2</b>	-	-	<b>8</b>	<b>85</b>	TAN	-	-	-	-	1	-	-	-	-	4	
2. Breakdown of Czechoslovakian placings:											COL	-	-	-	-	-	1	-	-	-	3	
CZE	2	-	1	2	-	1	-	-	3	35	TRI	-	-	-	-	-	1	-	-	-	3	
SVK	-	-	-	1	1	-	-	-	-	9	TUR	-	-	-	-	-	1	-	-	-	3	
<b>Totals</b>	<b>2</b>	-	<b>1</b>	<b>3</b>	<b>1</b>	<b>1</b>	-	-	<b>3</b>	<b>44</b>	BAH	-	-	-	-	-	-	1	-	-	2	
<b>Men</b>											JOR	-	-	-	-	-	-	1	-	-	2	
<b>Gold</b>	<b>Silver</b>	<b>Bronze</b>	<b>4</b>	<b>5</b>	<b>6</b>	<b>7</b>	<b>8</b>	<b>Medals</b>	<b>Points</b>	<b>Totals</b>	NOR	-	-	-	-	-	-	-	1	-	1	
FRA	2	1	-	1+1=	2	2	1	1	3	49.5	<b>Totals</b>	<b>11</b>	<b>11</b>	<b>10+3=</b>	<b>10</b>	<b>10</b>	<b>10</b>	<b>6</b>	<b>4</b>	<b>35</b>	<b>376</b>	
URS <sup>1</sup>	2	-	2	2	1	-	-	-	4	42	1. Breakdown of USSR placings:											
GBR	-	2	2	1	2	1	-	-	4	42	RUS	1	1	-	2	-	2	-	-	2	31	
TCH <sup>2</sup>	2	-	1	2	1	1	-	-	3	39	LTU	-	-	1	-	-	-	-	-	1	6	
ESP	1	3	-	-	-	2	1	1	4	38	UKR	-	-	1	-	-	-	-	-	1	6	
USA	-	2	1	1	1	2	-	1+1=	3	36.5	<b>Totals</b>	<b>1</b>	<b>1</b>	<b>2</b>	<b>2</b>	-	<b>2</b>	-	-	<b>4</b>	<b>43</b>	
ITA	-	1	1	-	1	3	-	-	2	26	2. Breakdown of Czechoslovakian placings:											
CUB	-	2	1	-	-	-	-	-	3	20	CZE	-	-	-	1	-	-	-	-	-	-	5
POL	-	-	-	1+1=	1	-	2	-	-	17.5	<hr/> <b>INDIANAPOLIS 1987</b> <hr/>											
GDR	1	1	-	-	-	-	-	-	2	15	<b>OVERALL</b>											
AUS	1	-	1	-	-	-	-	-	2	14	<b>Gold</b>	<b>Silver</b>	<b>Bronze</b>	<b>4</b>	<b>5</b>	<b>6</b>	<b>7</b>	<b>8</b>	<b>Medals</b>	<b>Points</b>		
POR	1	-	-	1	-	-	-	-	1	13	USA	6	3	2	4	5	3	3	5	11	141	
SWE	1	-	-	-	1	-	-	-	1	12	URS <sup>1</sup>	6	5	4	4	1	-	1	1	15	134	
HUN	-	1	-	1	-	-	-	-	1	12	GDR	6	3	-	1	-	-	-	-	9	74	
FRG	-	-	-	-	1	1	1	1	-	10	BUL	1	2	2	1	1	1	1	1	5	49	
BUL	1	-	-	-	-	-	-	-	1	8	GBR	-	-	1	2	5	2	-	1=	1	42.5	
CAN	1	-	-	-	-	-	-	-	1	8	FRA	-	2	1	2	-	1=	1	-	3	34.5	
ALG	-	-	1	-	-	-	-	-	1	6	ROU	1	-	1	1	1+1=	-	2	-	2	30.5	
BEL	-	-	1	-	-	-	-	-	1	6	TCH <sup>2</sup>	-	2	1	2	-	-	-	-	3	30	
BRA	-	-	1	-	-	-	-	-	1	6	NED	1	-	1	-	1	2	1	3	2	29	
KEN	-	-	1	-	-	-	-	-	1	6	ITA	-	1	2	1	-	-	1	2	3	28	
ROU	-	-	-	1	-	-	-	-	-	5	CAN	-	-	2	-	-	4	1	-	2	26	
SEN	-	-	-	1	-	-	-	-	-	5	IRL	2	1	-	-	-	-	-	-	3	23	
NED	-	-	-	-	1	-	-	-	-	4	SUI	-	1	-	1	1=	1	-	-	1	18.5	
CHN	-	-	-	-	-	-	2	-	-	4	JAM	-	1	1	1	-	-	-	-	2	18	
DOM	-	-	-	-	-	1	-	-	-	3	FRG	-	-	1	-	-	1+1=	2	2	1	17.5	
CHI	-	-	-	-	-	-	1	-	-	2	AUS	-	-	-	1	2	-	1	-	-	15	
EGY	-	-	-	-	-	-	-	1	-	1	BRA	1	-	1	-	-	-	-	-	2	14	
JPN	-	-	-	-	-	-	-	1	-	1	CUB	-	1	-	1	-	-	1	-	1	14	
NOR	-	-	-	-	-	-	-	1	-	1	ESP	-	1	-	-	1	1	-	-	1	14	
FIN	-	-	-	-	-	-	-	1=	-	0.5	NGR	-	1	-	-	1	1	-	-	1	14	
<b>Totals</b>	<b>13</b>	<b>13</b>	<b>13</b>	<b>12+2=</b>	<b>12</b>	<b>13</b>	<b>8</b>	<b>7+2=</b>	<b>39</b>	<b>453</b>	HUN	-	-	1	-	-	2	-	-	1	12	
1. Breakdown of USSR placings:											YUG <sup>3</sup>	-	-	-	1	-	1	-	-	-	8	
RUS	1	-	-	2	1	-	-	-	1	22	POL	-	-	-	-	1	1	-	-	-	7	
UKR	1	-	1	-	-	-	-	-	2	14	BAH	-	-	1	-	-	-	-	-	-	1	6
LAT	-	-	1	-	-	-	-	-	1	6	MAR	-	-	1	-	-	-	-	-	-	1	6
<b>Totals</b>	<b>2</b>	-	<b>2</b>	<b>2</b>	<b>1</b>	-	-	-	<b>4</b>	<b>42</b>	MEX	-	-	1	-	-	-	-	-	-	1	6
2. Breakdown of Czechoslovakian placings:											FIN	-	-	-	-	1	-	1	-	-	6	
CZE	2	-	1	1	-	1	-	-	3	30	TRI	-	-	-	1	-	-	-	-	-	-	5
SVK	-	-	-	1	1	-	-	-	-	9	BEL	-	-	-	-	1	-	-	-	-	-	5
<b>Totals</b>	<b>2</b>	-	<b>1</b>	<b>2</b>	<b>1</b>	<b>1</b>	-	-	<b>3</b>	<b>39</b>	BDI	-	-	-	-	1	-	-	-	-	-	4
<b>WOMEN</b>											NOR	-	-	-	-	1	-	-	-	-	4	
<b>Gold</b>	<b>Silver</b>	<b>Bronze</b>	<b>4th</b>	<b>5th</b>	<b>6th</b>	<b>7th</b>	<b>8th</b>	<b>Medals</b>	<b>Points</b>	<b>Totals</b>	KEN	-	-	-	-	1	-	-	-	-	3	
URS <sup>1</sup>	1	1	2	2	-	2	-	-	4	43	SWE	-	-	-	-	1	-	-	-	-	-	3
FRA	-	2	2	2	-	1	1	1	4	42	GRE	-	-	-	-	-	-	1	-	-	-	2
USA	1	1	-	1	2	1	-	1	2	32	SEN	-	-	-	-	-	-	1	-	-	-	2
GDR	3	1	-	-	-	-	-	-	4	31	DEN	-	-	-	-	-	-	-	1	-	-	1
CAN	1	-	3+1=	-	-	-	-	-	5	31	CHN	-	-	-	-	-	-	-	1=	-	-	0.5
ROU	1	1	1	-	1	-	-	-	3	25	<b>Totals</b>	<b>24</b>	<b>24</b>	<b>24</b>	<b>24</b>	<b>23+2=</b>	<b>22+2=</b>	<b>18</b>	<b>16+2=</b>	<b>72</b>	<b>847</b>	
NZL	-	-	2	-	1	1	-	-	2	19	1. Breakdown of USSR placings:											
BUL	1	-	-	-	1	1	-	-	1	15	RUS	3	3	4	3	1	-	-	-	-	10	88
GBR	-	2	-	-	-	-	-	-	2	14	UKR	2	2	-	-	-	-	-	-	1	4	31
ITA	1	-	-	1	-	-	-	-	1	13	KGZ	1	-	-	-	-	-	-	-	-	1	8
CHN	-	1	-	1	-	-	-	-	1	12												
SWE	-	1	-	-	1	-	-	-	1	11												
BEL	-	1	-	-	-	-	-	2	-	11												
HUN	1	-	-	-	-	-	-	-	1	8												



1989	Gold	Silver	Bronze	4th	5th	6th	7th	8th	Medals	Points	1989	Gold	Silver	Bronze	4th	5th	6th	7th	8th	Medals	Points	
LAT	-	-	1	-	-	-	-	-	1	6	FIN	-	-	-	1	-	-	-	-	-	5	
<b>Totals</b>	<b>4</b>	<b>5</b>	<b>4</b>	<b>3</b>	<b>1</b>	<b>1</b>	<b>1</b>	<b>1</b>	<b>13</b>	<b>116</b>	YUG <sup>2</sup>	-	-	-	1	-	-	-	-	-	5	
3. Breakdown of Czechoslovakian placings:											BRA	-	-	-	-	1	-	-	-	-	4	
SVK	-	1	-	-	-	1	-	1	1	11	POL	-	-	-	-	1	-	1	-	-	4	
CZE	-	-	-	-	1	1	1	-	-	9	TCH <sup>3</sup>	-	-	-	-	-	-	1	-	-	2	
<b>Totals</b>	<b>-</b>	<b>1</b>	<b>-</b>	<b>-</b>	<b>1</b>	<b>2</b>	<b>1</b>	<b>1</b>	<b>1</b>	<b>20</b>	ESP	-	-	-	-	-	-	-	1	-	1	
4. Breakdown of Yugoslav placings:											<b>Totals</b>	<b>11</b>	<b>11</b>	<b>11</b>	<b>11</b>	<b>11</b>	<b>10</b>	<b>6</b>	<b>5</b>	<b>33</b>	<b>377</b>	
CRO	-	-	-	1	-	1	-	-	-	8	1. Breakdown of USSR placings:											
SRB	-	-	-	1	-	-	-	-	-	5	RUS	2	3	-	2	1	1	-	-	-	5	54
<b>Totals</b>	<b>-</b>	<b>-</b>	<b>-</b>	<b>2</b>	<b>-</b>	<b>1</b>	<b>-</b>	<b>-</b>	<b>-</b>	<b>13</b>	UKR	-	-	2	-	-	-	-	1	2	13	
											BLR	-	1	-	-	-	-	-	-	1	7	
											<b>Totals</b>	<b>2</b>	<b>4</b>	<b>2</b>	<b>2</b>	<b>1</b>	<b>1</b>	<b>-</b>	<b>1</b>	<b>8</b>	<b>74</b>	
											2. Breakdown of Czechoslovakian placing:											
											CZE	-	-	-	-	-	-	-	1	-	-	2
											3. Breakdown of Yugoslav placing:											
											CRO	-	-	-	-	1	-	-	-	-	-	5
											<hr/>											
											<b>SEVILLE 1991</b>											
											<hr/>											
											<b>OVERALL</b>											
											<b>Gold Silver Bronze 4 5 6 7 8 Medals Points</b>											
											URS <sup>1</sup>	8	6	3+1=	5	4	2+1=	2	1	18	184	
											USA	4	1	2	6	2	2+1=	4	5	7	110.5	
											GER	6	1	2	2	2	3	3	2	9	102	
											ESP	-	3	1	2	2	1	3	-	4	54	
											ROU	-	2	3	1	1	2+1=	1	-	5	51.5	
											CUB	-	1	2+1=	1	3	1	-	1	4	45.5	
											FRA	1	1	1	-	2	3	-	-	3	38	
											CHN	1	2	-	1	-	1	1	-	3	32	
											GBR	-	2	2	-	1	-	1	-	4	32	
											JAM	2	1	-	-	1	1	-	1	3	31	
											ITA	-	1	3	-	-	-	2	-	4	29	
											CAN	-	-	2	1	1	-	-	1	2	22	
											AUS	-	1	-	1	-	1	-	1	1	16	
											KEN	1	1	-	-	-	-	-	-	2	15	
											POR	-	-	1	1	1	-	-	-	1	15	
											BUL	1	-	1	-	-	-	-	1=	2	14.5	
											SUI	1	-	1	-	-	-	-	-	2	14	
											IRL	1	-	-	1	-	-	-	1	1	14	
											AUT	-	1	-	-	1	-	-	-	1	11	
											TCH <sup>2</sup>	-	1	-	-	-	1	-	1	1	11	
											POL	-	1	-	-	-	1=	-	-	1	9.5	
											SWE	-	-	1	-	-	1	-	-	1	9	
											YUG	-	-	-	1	1	-	-	-	-	9	
											ALG	1	-	-	-	-	-	-	-	1	8	
											MAR	-	1	-	-	-	-	-	1	1	8	
											NED	-	-	-	-	2	-	-	-	-	8	
											FIN	-	-	-	-	1	1	-	1	-	8	
											NGR	-	-	1	-	-	-	-	-	1	6	
											DEN	-	-	-	1	-	-	-	-	-	5	
											GRE	-	-	-	1	-	-	-	-	-	5	
											ISL	-	-	-	1	-	-	-	-	-	5	
											BAH	-	-	-	-	1	-	-	1	-	5	
											NOR	-	-	-	-	1	-	-	-	-	4	
											CHI	-	-	-	-	-	1	-	-	-	3	
											HUN	-	-	-	-	-	1	-	-	-	3	
											TRI	-	-	-	-	-	1	-	-	-	3	
											RWA	-	-	-	-	-	-	-	1	-	1	
											BRA	-	-	-	-	-	-	-	1=	-	0.5	
											<b>Totals</b>	<b>27</b>	<b>27</b>	<b>26+2=</b>	<b>26</b>	<b>27</b>	<b>23+4=</b>	<b>17</b>	<b>18+2=</b>	<b>82</b>	<b>942</b>	
											1. Breakdown of USSR placings:											
											RUS	4	3	2+1=	1	2	1+1=	1	1	10	92	
											UKR	3	-	-	2	-	1	-	-	3	37	
											BLR	1	-	1	2	1	-	-	-	2	28	
											URS	-	1	-	-	1	-	-	-	1	11	
											LAT	-	1	-	-	-	-	-	-	1	7	
											UZB	-	1	-	-	-	-	-	-	1	7	
											KAZ	-	-	-	-	-	-	1	-	-	2	
											<b>Totals</b>	<b>8</b>	<b>6</b>	<b>3+1=</b>	<b>5</b>	<b>4</b>	<b>2+1=</b>	<b>2</b>	<b>1</b>	<b>18</b>	<b>184</b>	







1995	Gold	Silver	Bronze	4th	5th	6th	7th	8th	Medals	Points	1997	Gold	Silver	Bronze	4th	5th	6th	7th	8th	Medals	Points
KAZ	-	1	-	-	-	-	-	1	1	8	KEN	-	1	1	-	1	-	-	-	2	17
GRE	-	1	-	-	-	-	-	-	1	7	POR	-	-	1	2	-	-	-	-	1	16
NGR	-	1	-	-	-	-	-	-	1	7	CHN	-	-	1	1	1	-	-	1	1	16
CHI	-	-	1	-	-	-	-	-	1	6	ESP	-	-	-	-	3	-	-	1=	-	12.5
JPN	-	-	1	-	-	-	-	-	1	6	CAN	-	-	-	1	1	1	-	-	-	12
RSA	-	-	1=	-	-	-	-	-	1	5.5	ETH	1	-	-	-	-	-	1	1	1	11
AUT	-	-	-	1	-	-	-	-	-	5	AUS	-	1	-	-	1	-	-	-	1	11
IRL	-	-	-	1	-	-	-	-	-	5	NOR	-	-	1	-	-	-	2	1=	1	10.5
POR	-	-	-	1	-	-	-	-	-	5	BUL	1	-	-	-	-	-	-	1	1	9
QAT	-	-	-	1	-	-	-	-	-	5	JPN	-	-	1	-	-	1	-	-	1	9
KOR	-	-	-	-	1	-	-	-	-	4	DEN	1	-	-	-	-	-	-	-	1	8
ROU	-	-	-	-	1	-	-	-	-	4	KAZ	1	-	-	-	-	-	-	-	1	8
ISL	-	-	-	-	-	1	-	-	-	3	MOZ	1	-	-	-	-	-	-	-	1	8
NZL	-	-	-	-	-	1	-	-	-	3	IRL	-	1	-	-	-	-	-	1	1	8
AUS	-	-	-	-	-	-	1	1	-	3	RSA	-	-	-	1	-	1	-	-	-	8
BEL	-	-	-	-	-	-	1	-	-	2	BAH	-	1	-	-	-	-	-	-	1	7
EST	-	-	-	-	-	-	1	-	-	2	BLR	-	1	-	-	-	-	-	-	1	7
CHN	-	-	-	-	-	-	-	1	-	1	EST	-	1	-	-	-	-	-	-	1	7
<b>Totals</b>	<b>14</b>	<b>14</b>	<b>13+2=</b>	<b>13</b>	<b>11+2=</b>	<b>11</b>	<b>9+2=</b>	<b>9</b>	<b>43</b>	<b>478</b>	ISL	-	-	1	-	-	-	-	1	1	7

1. Breakdown of Yugoslav placings:

SRB	-	-	1	-	-	1	-	-	1	9
-----	---	---	---	---	---	---	---	---	---	---

WOMEN	Gold	Silver	Bronze	4	5	6	7	8	Medals	Points
RUS	5	2	2	2	3	-	-	-	9	88
USA	1	3	3	1	1	1	2	1	7	64
GER	2	1	3	1	-	2	-	-	6	52
JAM	1	1	-	1	1	2	1	-	2	32
CHN	-	-	1	1	2	-	1	-	1	21
BUL	-	1	1	-	1	-	-	-	2	17
CUB	1	-	-	1	-	1	-	-	1	16
ROU	1	-	-	-	1	-	1	1	1	15
AUS	1	-	-	1	-	-	-	-	1	13
SLO	-	1	1	-	-	-	-	-	2	13
CZE	-	1	-	1	-	-	-	-	1	12
GBR	-	-	-	1	1	-	1	1	-	12
NED	-	-	-	-	2	1	-	1	-	12
BLR	-	-	-	1	-	1	1	-	-	10
ESP	-	-	1	-	-	1	-	-	1	9
FRA	-	-	-	1	-	1	-	1	-	9
MOZ	1	-	-	-	-	-	-	-	1	8
BAH	-	1	-	-	-	-	-	-	1	7
KAZ	-	1	-	-	-	-	-	-	1	7
POR	-	1	-	-	-	-	-	-	1	7
SUR	-	-	1	-	-	-	-	-	1	6
ITA	-	-	-	1	-	-	-	-	-	5
UKR	-	-	-	-	-	1	1	-	-	5
DEN	-	-	-	-	1	-	-	-	-	4
CAN	-	-	-	-	-	1	-	-	-	3
MAR	-	-	-	-	-	-	1	-	-	2
ARG	-	-	-	-	-	-	-	1	-	1
AUT	-	-	-	-	-	-	-	1	-	1
MAD	-	-	-	-	-	-	-	1	-	1
<b>Totals</b>	<b>13</b>	<b>13</b>	<b>13</b>	<b>13</b>	<b>13</b>	<b>12</b>	<b>9</b>	<b>8</b>	<b>39</b>	<b>452</b>

PARIS 1997

OVERALL

	Gold	Silver	Bronze	4	5	6	7	8	Medals	Points
USA	6	2	6+1=	3	3	2	2	-	15	140.5
RUS	3	1	4	1	2	6	1	-	8	88
GER	1	3	1	5	4	1	1	1=	5	81.5
JAM	1	5	-	2	1	-	-	-	6	57
CUB	3	2	-	-	1	1	-	-	5	45
NGR	1	1	2	1	2	-	-	-	4	40
UKR	2	2	-	-	1	-	1	1	4	37
GBR	-	3	-	1	-	2+1=	-	-	3	34.5
FRA	-	1	2+1=	-	1	-	2	2	4	34.5
CZE	1	-	2	1	1	-	-	-	3	29
GRE	2	1	-	-	1	-	-	1	3	28
POL	-	-	2	2	-	1=	-	-	2	24.5
MAR	1	1	1	-	-	-	-	1	3	22
ROU	1	-	-	2	-	1	-	-	1	21
ITA	1	-	-	1	-	-	2	-	1	17

KEN	-	1	1	-	1	-	-	-	2	17
POR	-	-	1	2	-	-	-	-	1	16
CHN	-	-	1	1	1	-	-	1	1	16
ESP	-	-	-	-	3	-	-	1=	-	12.5
CAN	-	-	-	1	1	1	-	-	-	12
ETH	1	-	-	-	-	-	1	1	1	11
AUS	-	1	-	-	1	-	-	-	1	11
NOR	-	-	1	-	-	-	2	1=	1	10.5
BUL	1	-	-	-	-	-	-	1	1	9
JPN	-	-	1	-	-	1	-	-	1	9
DEN	1	-	-	-	-	-	-	-	1	8
KAZ	1	-	-	-	-	-	-	-	1	8
MOZ	1	-	-	-	-	-	-	-	1	8
IRL	-	1	-	-	-	-	-	1	1	8
RSA	-	-	-	1	-	1	-	-	-	8
BAH	-	1	-	-	-	-	-	-	1	7
BLR	-	1	-	-	-	-	-	-	1	7
EST	-	1	-	-	-	-	-	-	1	7
ISL	-	-	1	-	-	-	-	-	1	7
SWE	-	-	-	-	-	1	1	1+1=	-	6.5
YUG <sup>1</sup>	-	-	1	-	-	-	-	-	1	6
BER	-	-	-	1	-	-	-	-	-	5
CRO	-	-	-	1	-	-	-	-	-	5
SUR	-	-	-	1	-	-	-	-	-	5
AUT	-	-	-	-	1	-	-	-	-	4
NED	-	-	-	-	1	-	-	-	-	4
NZL	-	-	-	-	1	-	-	-	-	4
SVK	-	-	-	-	1	-	-	-	-	4
FIN	-	-	-	-	-	1	-	1	-	4
ISR	-	-	-	-	-	1	1	-	-	3
LAT	-	-	-	-	-	1	-	-	-	3
LTU	-	-	-	-	-	1	-	-	-	3
SLE	-	-	-	-	-	1	-	-	-	3
TUN	-	-	-	-	-	1	-	-	-	3
HUN	-	-	-	-	-	-	1	1	-	3
SLO	-	-	-	-	-	-	-	1	-	2
<b>Totals</b>	<b>28</b>	<b>28</b>	<b>27+2=</b>	<b>27</b>	<b>28</b>	<b>23+2=</b>	<b>15</b>	<b>13+4=</b>	<b>85</b>	<b>959</b>

1. Breakdown of Yugoslav placing:

SRB	-	-	1	-	-	-	-	-	1	6
-----	---	---	---	---	---	---	---	---	---	---

MEN	Gold	Silver	Bronze	4	5	6	7	8	Medals	Points
USA	3	1	4	3	2	1	1	-	8	83
CUB	3	2	-	-	-	-	-	-	5	38
GER	-	1	2	3	2	-	-	1=	1	30.5
RUS	-	1	2	1	-	1	-	-	3	27
JAM	-	2	-	1	1	-	-	-	2	23
MAR	1	1	1	-	-	-	-	1	3	22
NGR	1	-	2	-	-	-	-	-	3	20
GBR	-	2	-	-	-	1+1=	-	-	2	19.5
KEN	-	1	1	-	1	-	-	-	2	17
GRE	1	1	-	-	-	-	-	1	2	16
UKR	1	1	-	-	-	-	-	-	2	15
FRA	-	-	1	-	1	-	1	-	1	12
ETH	1	-	-	-	-	-	1	-	1	10
JPN	-	-	1	-	-	1	-	-	1	9
CAN	-	-	-	1	1	-	-	-	-	9
ESP	-	-	-	-	2	-	-	1=	-	8.5
CZE	1	-	-	-	-	-	-	-	1	8
DEN	1	-	-	-	-	-	-	-	1	8
KAZ	1	-	-	-	-	-	-	-	1	8
RSA	-	-	-	1	-	1	-	-	-	8
POL	-	-	-	1	-	1=	-	-	-	7.5
EST	-	1	-	-	-	-	-	-	1	7
ITA	-	-	-	1	-	-	1	-	-	7
ISL	-	-	1	-	-	-	-	-	1	6
YUG <sup>1</sup>	-	-	1	-	-	-	-	-	1	6
BER	-	-	-	1	-	-	-	-	-	5
CRO	-	-	-	1	-	-	-	-	-	5
NOR	-	-	-	-	-	-	2	1=	-	4.5
AUS	-	-	-	-	1	-	-	-	-	4
AUT	-	-	-	-	1	-	-	-	-	4
NED	-	-	-	-	1	-	-	-	-	4
SVK	-	-	-	-	1	-	-	-	-	4
FIN	-	-	-	-	-	1	-	1	-	4
SWE	-	-	-	-	-	1	-	1=	-	3.5
ISR	-	-	-	-	-	1	-	-	-	3

1997	Gold	Silver	Bronze	4th	5th	6th	7th	8th	Medals	Points	1999	Gold	Silver	Bronze	4th	5th	6th	7th	8th	Medals	Points
LAT	-	-	-	-	-	1	-	-	-	3	ISL	-	1	-	-	1	-	-	-	1	11
TUN	-	-	-	-	-	1	-	-	-	3	MEX	-	-	1	1	-	-	-	-	1	11
SLO	-	-	-	-	-	-	1	-	-	2	SLO	-	-	-	2	-	-	-	-	-	10
HUN	-	-	-	-	-	-	-	1	-	1	NAM	1	-	-	-	-	-	-	-	1	8
IRL	-	-	-	-	-	-	-	1	-	1	RSA	1	-	-	-	-	-	-	-	1	8
<b>Totals</b>	<b>14</b>	<b>14</b>	<b>14</b>	<b>14</b>	<b>14</b>	<b>10+2=</b>	<b>7</b>	<b>5+4=</b>	<b>42</b>	<b>476</b>	ITA	-	-	-	1	-	1	-	-	-	8
1. Breakdown of Yugoslav placing:																					
SRB	-	-	1	-	-	-	-	-	1	6	BAR	-	1	-	-	-	-	-	-	1	7
<b>WOMEN</b>																					
<b>Gold</b>	<b>Silver</b>	<b>Bronze</b>	<b>4</b>	<b>5</b>	<b>6</b>	<b>7</b>	<b>8 Medals</b>	<b>Points</b>													
RUS	3	-	2	-	2	5	1	-	5	61	DEN	-	1	-	-	-	-	-	-	1	7
USA	3	1	2+1=	-	1	1	1	-	7	57.5	EST	-	1	-	-	-	-	-	-	1	7
GER	1	2	1	2	2	1	1	-	4	51	MOZ	-	1	-	-	-	-	-	-	1	7
JAM	1	3	-	1	-	-	-	-	4	34	SWE	-	-	-	-	1	1=	-	-	-	6
FRA	-	1	1+1=	-	-	-	-	1	2	22.5	CHN	-	-	-	-	-	1	1	1	-	6
UKR	1	1	-	-	1	-	1	1	2	22	LTU	-	-	-	1	-	-	-	-	-	5
ROU	1	-	-	2	-	1	-	-	1	21	SVK	-	-	-	-	1	-	-	1	-	5
CZE	-	-	2	1	1	-	-	-	2	21	AUT	-	-	-	-	-	1	1	-	-	5
NGR	-	1	-	1	2	-	-	-	1	20	FIN	-	-	-	-	1	-	-	-	-	4
POL	-	-	2	1	-	-	-	-	2	17	IRL	-	-	-	-	1	-	-	-	-	4
POR	-	-	1	2	-	-	-	-	1	16	POR	-	-	-	-	1	-	-	-	-	4
CHN	-	-	1	1	1	-	-	1	1	16	ARM	-	-	-	-	-	1	-	-	-	3
GBR	-	1	-	1	-	1	-	-	1	15	TUN	-	-	-	-	-	1	-	-	-	3
GRE	1	-	-	-	1	-	-	-	1	12	ZIM	-	-	-	-	-	1	-	-	-	3
ITA	1	-	-	-	-	-	1	-	1	10	ISR	-	-	-	-	-	-	1	-	-	2
BUL	1	-	-	-	-	-	-	1	1	9	BLR	-	-	-	-	-	-	-	1	-	1
MOZ	1	-	-	-	-	-	-	-	1	8	<b>Totals</b>	<b>28</b>	<b>28</b>	<b>27+2=</b>	<b>26+2=</b>	<b>27</b>	<b>26+5=</b>	<b>18</b>	<b>17</b>	<b>85</b>	<b>982</b>
AUS	-	1	-	-	-	-	-	-	1	7	<b>MEN</b>	<b>Gold</b>	<b>Silver</b>	<b>Bronze</b>	<b>4</b>	<b>5</b>	<b>6</b>	<b>7</b>	<b>8 Medals</b>	<b>Points</b>	
BAH	-	1	-	-	-	-	-	-	1	7	USA	2	6	3	1	-	2	-	2	11	89
BLR	-	1	-	-	-	-	-	-	1	7	GER	1	-	3	1	-	1+1=	-	-	4	36.5
IRL	-	1	-	-	-	-	-	-	1	7	GBR	2	-	2	-	-	-	1	-	4	30
CUB	-	-	-	-	1	1	-	-	-	7	ESP	-	1	1	1+1=	1	-	-	1	2	27.5
NOR	-	-	1	-	-	-	-	-	1	6	CUB	2	-	-	1	-	1	-	-	2	24
SUR	-	-	-	1	-	-	-	-	-	5	ETH	2	-	1	-	-	-	-	-	3	22
ESP	-	-	-	-	1	-	-	-	-	4	POL	1	1	-	-	1	-	-	-	2	19
NZL	-	-	-	-	1	-	-	-	-	4	KEN	-	2	-	1	-	-	-	-	2	19
CAN	-	-	-	-	-	1	-	-	-	3	UKR	1	-	1	-	-	1=	-	-	2	16
LTU	-	-	-	-	-	1	-	-	-	3	JAM	-	-	-	1	2	1	-	-	-	16
SLE	-	-	-	-	-	1	-	-	-	3	FRA	1	-	-	-	-	1+1=	-	-	1	13.5
SWE	-	-	-	-	-	-	1	1	-	3	HUN	-	-	1	1	-	-	1	-	1	13
HUN	-	-	-	-	-	-	1	-	-	2	CZE	-	-	1	1	-	1=	-	-	1	13
ETH	-	-	-	-	-	-	-	1	-	1	RUS	-	1	-	-	-	1	1	-	1	12
ISL	-	-	-	-	-	-	-	1	-	1	JPN	-	-	-	-	2	-	1	1	-	11
<b>Totals</b>	<b>14</b>	<b>14</b>	<b>13+2=</b>	<b>13</b>	<b>14</b>	<b>13</b>	<b>8</b>	<b>8</b>	<b>43</b>	<b>483</b>	NGR	-	-	-	1	1	-	-	-	-	9

## MAEBASHI 1999

## OVERALL

	Gold	Silver	Bronze	4	5	6	7	8 Medals	Points		Gold	Silver	Bronze	4	5	6	7	8 Medals	Points		
USA	3	8	8	3	1	3	-	4	19	160	BAH	-	-	-	1	-	-	-	-	-	5
RUS	3	3	1	2	1	4	3	2	7	85	SLO	-	-	-	1	-	-	-	-	-	5
GER	3	-	3+1=	2	1	2+1=	-	1	7	71	KAZ	-	-	-	1=	-	-	-	-	-	4.5
ROU	3	1	-	1	2	1	-	1	4	48	FIN	-	-	-	-	1	-	-	-	-	4
CZE	1	1	2	1	-	1+1=	1	-	4	39	IRL	-	-	-	-	1	-	-	-	-	4
GBR	3	-	2	-	-	-	1	-	5	38	ISL	-	-	-	-	1	-	-	-	-	4
POL	1	2	2	-	1	-	-	-	5	38	POR	-	-	-	-	1	-	-	-	-	4
JAM	-	-	-	1	5	2	1	-	-	33	ARM	-	-	-	-	-	1	-	-	-	3
ESP	-	1	1	1+1=	1	-	2	1	2	31.5	TUN	-	-	-	-	-	1	-	-	-	3
BUL	1	1	1	1	-	1	1	-	3	31	ZIM	-	-	-	-	-	1	-	-	-	3
CUB	2	-	-	1	-	2	1	-	2	29	AUT	-	-	-	-	-	-	1	-	-	2
NGR	-	2	-	1	2	-	1	-	2	29	ISR	-	-	-	-	-	-	1	-	-	2
FRA	1	-	-	1	1	2+1=	-	-	1	25.5	MAR	-	-	-	-	-	-	1	-	-	2
ETH	2	-	1	-	-	-	-	1	3	23	BLR	-	-	-	-	-	-	-	1	-	1
HUN	-	-	1+1=	1	1	-	1	-	2	22.5	CAN	-	-	-	-	-	-	-	1	-	1
AUS	-	1	-	1	1	1	1	-	1	21	SVK	-	-	-	-	-	-	-	1	-	1
KEN	-	2	-	1	-	-	-	-	2	19	<b>Totals</b>	<b>14</b>	<b>14</b>	<b>14</b>	<b>13+2=</b>	<b>13</b>	<b>12+5=</b>	<b>8</b>	<b>8</b>	<b>42</b>	<b>491</b>
GRE	1	-	-	1	1	-	-	-	1	17	<b>WOMEN</b>	<b>Gold</b>	<b>Silver</b>	<b>Bronze</b>	<b>4</b>	<b>5</b>	<b>6</b>	<b>7</b>	<b>8 Medals</b>	<b>Points</b>	
UKR	1	-	1	-	-	1=	-	-	2	16	RUS	3	2	1	2	1	3	2	2	6	73
BAH	-	-	1	2	-	-	-	-	1	16	USA	1	2	5	2	1	1	-	2	8	71
JPN	-	-	-	-	2	1	1	3	-	16	ROU	3	1	-	1	1	-	-	-	4	40
MAR	-	1	-	-	1	-	1	-	1	13	GER	2	-	1=	1	1	1	-	1	3	34.5
CAN	-	-	2	-	-	-	-	-	1	13	BUL	1	1	1	1	-	1	1	-	3	31
KAZ	1	-	-	1=	-	-	-	-	1	12.5	CZE	1	1	1	-	-	1	1	-	3	26



2001	Gold	Silver	Bronze	4th	5th	6th	7th	8th	Medals	Points	2003	Gold	Silver	Bronze	4th	5th	6th	7th	8th	Medals	Points
CUB	-	-	-	-	1	-	-	-	-	4	NED	-	-	1	-	1	2	-	-	1	16
HUN	-	-	-	-	1=	-	-	-	-	3.5	GER	1	1	-	-	-	-	-	-	2	15
AUS	-	-	-	-	-	1	-	-	-	3	UKR	-	-	1	-	2	-	-	1	1	15
TUR	-	-	-	-	-	1	-	-	-	3	CZE	-	-	1	-	1	1	-	-	1	13
LAT	-	-	-	-	-	-	1	1	-	3	IRL	-	-	1=	-	1	1	-	-	1	12.5
IRL	-	-	-	-	-	-	-	1	-	2	ETH	1	-	-	-	1	-	-	-	1	12
GBR	-	-	-	-	-	-	-	-	1	1	FIN	-	-	-	1	-	1	1	-	-	10
<b>Totals</b>	<b>14</b>	<b>13+2=</b>	<b>13</b>	<b>13</b>	<b>12+2=</b>	<b>12</b>	<b>10</b>	<b>9</b>	<b>42</b>	<b>479</b>	AUS	-	-	-	-	1	2	-	-	-	10

## BIRMINGHAM 2003

## OVERALL

	Gold	Silver	Bronze	4	5	6	7	8 Medals	Points	
USA	8	3	4	1	3	-	1	-	15	128
RUS	5	5	2	4	1	3	1	-	12	122
GBR	2	3	1+1=	4	2	-	1	1	7	79.5
ESP	1	4	1	2	1=	1	-	1	6	59.5
UKR	1	1	1	1	4+1=	-	1	2	3	49.5
FRA	2	-	1	1	1	1	3	1	3	41
GER	1	1	2	1	1	1	-	-	4	39
SWE	4	-	-	-	-	-	3	-	4	38
BLR	-	2	1	-	1	1	3	-	3	33
JAM	1	1	1	1	-	1	-	-	3	29
ETH	2	-	1	-	1	-	-	-	3	26
KEN	-	1	2	1	-	-	1	-	3	26
CUB	-	1	1	1	-	1	-	-	2	21
MAR	-	-	1	1	1	-	-	1	1	16
NED	-	-	1	-	1	2	-	-	1	16
SLO	-	-	-	3	-	-	-	-	-	15
POL	-	-	2	-	-	1=	-	-	2	14.5
CMR	-	2	-	-	-	-	-	-	2	14
BAH	-	1	1	-	-	-	-	-	2	13
CZE	-	-	1	-	1	1	-	-	1	13
IRL	-	-	1=	-	1	1	-	-	1	12.5
AUS	-	-	-	-	1	2	1	-	12	12
AUT	-	1	-	-	1	-	-	-	1	11
FIN	-	-	-	1	-	1	1	-	-	10
ITA	-	-	-	-	2	-	-	2	-	10
BRA	-	-	1	-	-	1	-	-	1	9
MOZ	1	-	-	-	-	-	-	-	1	8
DEN	-	1	-	-	-	-	-	1	1	8
SKN	-	1	-	-	-	-	-	-	1	7
GRE	-	-	-	-	1	1	-	-	-	7
CHN	-	-	1	-	-	-	-	-	1	6
SEN	-	-	1	-	-	-	-	-	1	6
ROU	-	-	-	-	-	1	-	3	-	6
BUL	-	-	-	-	-	1+1=	-	-	-	5.5
CAY	-	-	-	1	-	-	-	-	-	5
CRO	-	-	-	1	-	-	-	-	-	5
ISL	-	-	-	1	-	-	-	-	-	5
YUG <sup>1</sup>	-	-	-	1	-	-	-	-	-	5
HUN	-	-	-	-	1	-	-	1	-	5
CAN	-	-	-	-	1	-	-	-	-	4
POR	-	-	-	-	1	-	-	-	-	4
LAT	-	-	-	-	-	1	-	-	-	3
ALG	-	-	-	-	-	-	1	-	-	2
IND	-	-	-	-	-	-	1	-	-	2
SVK	-	-	-	-	-	-	1	-	-	2
NGR	-	-	-	-	-	-	-	1	-	1
RSA	-	-	-	-	-	-	-	1	-	1
<b>Totals</b>	<b>28</b>	<b>28</b>	<b>27+2=</b>	<b>26</b>	<b>26+2=</b>	<b>21+2=</b>	<b>19</b>	<b>15</b>	<b>85</b>	<b>955</b>

1. Breakdown of Yugoslav placing:

SRB	-	-	-	1	-	-	-	-	-	5
<b>MEN</b>	<b>Gold</b>	<b>Silver</b>	<b>Bronze</b>	<b>4</b>	<b>5</b>	<b>6</b>	<b>7</b>	<b>8 Medals</b>	<b>Points</b>	
USA	6	2	1	-	2	-	-	-	9	76
GBR	1	2	1+1=	2	1	-	-	1	5	48.5
ESP	1	2	-	2	-	-	-	1	3	33
KEN	-	1	2	1	-	-	1	-	3	26
RUS	-	2	-	1	-	1	1	-	2	24
FRA	1	-	-	1	-	1	3	-	1	22
SWE	2	-	-	-	-	-	2	-	2	20
CUB	-	1	1	1	-	-	-	-	2	18

NED	-	-	1	-	1	2	-	-	1	16
GER	1	1	-	-	-	-	-	-	2	15
UKR	-	-	1	-	2	-	-	1	1	15
CZE	-	-	1	-	1	1	-	-	1	13
IRL	-	-	1=	-	1	1	-	-	1	12.5
ETH	1	-	-	-	1	-	-	-	1	12
FIN	-	-	-	1	-	1	1	-	-	10
AUS	-	-	-	-	1	2	-	-	-	10
JAM	1	-	-	-	-	-	-	-	1	8
DEN	-	1	-	-	-	-	-	1	1	8
BLR	-	-	1	-	-	-	1	-	1	8
CMR	-	1	-	-	-	-	-	-	1	7
SKN	-	1	-	-	-	-	-	-	1	7
BAH	-	-	1	-	-	-	-	-	1	6
CHN	-	-	1	-	-	-	-	-	1	6
MAR	-	-	1	-	-	-	-	-	1	6
POL	-	-	1	-	-	-	-	-	1	6
ISL	-	-	-	1	-	-	-	-	-	5
SLO	-	-	-	1	-	-	-	-	-	5
YUG <sup>1</sup>	-	-	-	1	-	-	-	-	-	5
ITA	-	-	-	-	1	-	-	1	-	5
CAN	-	-	-	-	1	-	-	-	-	4
HUN	-	-	-	-	1	-	-	-	-	4
BRA	-	-	-	-	-	1	-	-	-	3
BUL	-	-	-	-	-	1	-	-	-	3
LAT	-	-	-	-	-	1	-	-	-	3
SVK	-	-	-	-	-	-	1	-	-	2
NGR	-	-	-	-	-	-	-	1	-	1
ROU	-	-	-	-	-	-	-	1	-	1
RSA	-	-	-	-	-	-	-	1	-	1
<b>Totals</b>	<b>14</b>	<b>14</b>	<b>13+2=</b>	<b>12</b>	<b>13</b>	<b>12</b>	<b>10</b>	<b>8</b>	<b>43</b>	<b>475</b>

1. Breakdown of Yugoslav placing:

SRB	-	-	-	1	-	-	-	-	-	5
<b>WOMEN</b>	<b>Gold</b>	<b>Silver</b>	<b>Bronze</b>	<b>4</b>	<b>5</b>	<b>6</b>	<b>7</b>	<b>8 Medals</b>	<b>Points</b>	
RUS	5	3	2	3	1	2	-	-	10	98
USA	2	1	3	1	1	-	1	-	6	52
UKR	1	1	-	1	2+1=	-	1	1	2	34.5
GBR	1	1	-	2	1	-	1	-	2	31
ESP	-	2	1	-	1=	1	-	-	3	26.5
BLR	-	2	-	-	1	1	2	-	2	25
GER	-	-	2	1	1	1	-	-	2	24
JAM	-	1	1	1	-	1	-	-	2	21
FRA	1	-	1	-	1	-	-	1	2	19
SWE	2	-	-	-	-	-	1	-	2	18
ETH	1	-	1	-	-	-	-	-	2	14
AUT	-	1	-	-	1	-	-	-	1	11
SLO	-	-	-	2	-	-	-	-	-	10
MAR	-	-	-	1	1	-	-	1	-	10
POL	-	-	1	-	-	1=	-	-	1	8.5
MOZ	1	-	-	-	-	-	-	-	1	8
BAH	-	1	-	-	-	-	-	-	1	7
CMR	-	1	-	-	-	-	-	-	1	7
GRE	-	-	-	-	1	1	-	-	-	7
BRA	-	-	1	-	-	-	-	-	1	6
SEN	-	-	1	-	-	-	-	-	1	6
CAY	-	-	-	1	-	-	-	-	-	5
CRO	-	-	-	1	-	-	-	-	-	5
ITA	-	-	-	-	1	-	-	1	-	5
ROU	-	-	-	-	-	1	-	2	-	5
POR	-	-	-	-	1	-	-	-	-	4
CUB	-	-	-	-	-	1	-	-	-	3
BUL	-	-	-	-	-	1=	-	-	-	2.5
ALG	-	-	-	-	-	-	1	-	-	2
AUS	-	-	-	-	-	-	1	-	-	2
IND	-	-	-	-	-	-	1	-	-	2
HUN	-	-	-	-	-	-	-	1	-	1
<b>Totals</b>	<b>14</b>	<b>14</b>	<b>14</b>	<b>14</b>	<b>13+2=</b>	<b>9+2=</b>	<b>9</b>	<b>7</b>	<b>42</b>	<b>480</b>

2004	Gold	Silver	Bronze	4th	5th	6th	7th	8th	Medals	Points	2004	Gold	Silver	Bronze	4th	5th	6th	7th	8th	Medals	Points
------	------	--------	--------	-----	-----	-----	-----	-----	--------	--------	------	------	--------	--------	-----	-----	-----	-----	-----	--------	--------

**BUDAPEST 2004**

**OVERALL**

	Gold	Silver	Bronze	4	5	6	7	8	Medals	Points
RUS	8	6	4	-	1	5	2	-	18	153
USA	4	5	1	5	3	1	-	1	10	114
UKR	-	2	1	2	3	1	1	4	3	51
JAM	1	2	2	1	1	1	-	1	5	47
SWE	2	1	1	1	1	1	-	-	4	41
BLR	1	1	1	1	-	3	2	1	3	40
ETH	2	1	1	-	-	-	-	-	4	29
KEN	2	-	1	-	1	1	-	-	3	29
POL	-	-	-	3	1+1=	1	1	1	-	28.5
GBR	1	-	1	1	1	1	1	-	2	28
ROU	-	-	1	2+1=	1	-	1	1	1	27.5
ESP	-	-	-	2	2	2	1	-	-	26
CUB	-	1	1	-	1	1	1	1	2	23
GER	-	-	2	-	2	-	1	1	2	23
GRE	-	-	2	-	-	2	1	-	2	20
CZE	1	1	-	1=	-	-	-	-	2	19.5
FRA	-	-	1	-	1+1=	-	2	2	1	19.5
POR	1	1	-	-	-	1	-	-	2	18
BAH	1	-	1	-	1	-	-	-	2	18
CAN	1	1	-	-	-	-	1	-	2	17
CHN	-	1	-	1	1	-	-	-	1	16
BRA	-	1	1	-	-	-	-	-	2	13
SLO	-	1	-	-	1	-	-	1	1	12
ITA	-	-	-	-	1	2	1	-	-	12
BEL	-	1	-	-	1	-	-	-	1	11
LAT	-	-	-	1	1	-	-	-	-	9
GRN	1	-	-	-	-	-	-	-	1	8
MOZ	1	-	-	-	-	-	-	-	1	8
RSA	1	-	-	-	-	-	-	-	1	8
CMR	-	-	-	1	-	1	-	-	-	8
NED	-	-	-	1	-	1	-	-	-	8
MAR	-	-	-	1	-	-	1	1	-	8
BRN	-	1	-	-	-	-	-	-	1	7
SUD	-	1	-	-	-	-	-	-	1	7
IRL	-	-	1	-	-	-	-	1	1	7
BUL	-	-	-	1	-	-	1	-	-	7
AUT	-	-	1	-	-	-	-	-	1	6
COD	-	-	1	-	-	-	-	-	1	6
CRO	-	-	1	-	-	-	-	-	1	6
DEN	-	-	1	-	-	-	-	-	1	6
LTU	-	-	1	-	-	-	-	-	1	6
EST	-	-	-	-	1	-	1	-	-	6
KAZ	-	-	-	1	-	-	-	-	-	5
SUI	-	-	-	1	-	-	-	-	-	5
TUN	-	-	-	1	-	-	-	-	-	5
ISL	-	-	-	-	-	-	1	-	-	2
TRI	-	-	-	-	-	-	-	1	-	1
<b>Totals</b>	<b>28</b>	<b>28</b>	<b>28</b>	<b>27+2=</b>	<b>26+2=</b>	<b>25</b>	<b>20</b>	<b>17</b>	<b>84</b>	<b>975</b>

<b>MEN</b>	Gold	Silver	Bronze	4	5	6	7	8	Medals	Points
USA	3	3	-	1	2	1	-	-	6	61
RUS	1	2	2	-	-	1	2	-	5	41
JAM	1	2	2	-	-	-	-	1	5	35
SWE	2	1	-	1	-	1	-	-	3	31
KEN	2	-	1	-	1	1	-	-	3	29
UKR	-	1	1	-	1	1	1	1	2	23
CZE	1	1	-	1=	-	-	-	-	2	19.5
GBR	1	-	-	1	-	1	1	-	1	18
ESP	-	-	-	1	2	1	-	-	-	16
ROU	-	-	-	1+1=	1	-	-	-	-	13.5
BRA	-	1	1	-	-	-	-	-	2	13
CUB	-	-	1	-	1	-	1	1	1	13
BAH	1	-	-	-	1	-	-	-	1	12
POL	-	-	-	1	1	1	-	-	-	12
BLR	-	-	-	1	-	2	-	-	-	11
POR	-	1	-	-	-	1	-	-	1	10
GER	-	-	1	-	1	-	-	-	1	10
GRN	1	-	-	-	-	-	-	-	1	8
RSA	1	-	-	-	-	-	-	-	1	8
MAR	-	-	-	1	-	-	1	1	-	8
BRN	-	1	-	-	-	-	-	-	1	7
CHN	-	1	-	-	-	-	-	-	1	7

IRL	-	-	1	-	-	-	-	-	1	1	7
COD	-	-	1	-	-	-	-	-	-	1	6
DEN	-	-	1	-	-	-	-	-	-	1	6
ETH	-	-	1	-	-	-	-	-	-	1	6
GRE	-	-	1	-	-	-	-	-	-	1	6
CMR	-	-	-	1	-	-	-	-	-	-	5
KAZ	-	-	-	1	-	-	-	-	-	-	5
LAT	-	-	-	1	-	-	-	-	-	-	5
SUI	-	-	-	1	-	-	-	-	-	-	5
TUN	-	-	-	1	-	-	-	-	-	-	5
SLO	-	-	-	-	1	-	-	-	1	-	5
ITA	-	-	-	-	-	1	1	-	-	-	5
EST	-	-	-	-	-	1	-	-	-	-	4
NED	-	-	-	-	-	-	1	-	-	-	3
FRA	-	-	-	-	-	-	-	1	1	-	3
CAN	-	-	-	-	-	-	-	1	-	-	2
ISL	-	-	-	-	-	-	-	1	-	-	2
TRI	-	-	-	-	-	-	-	-	1	-	1
<b>Totals</b>	<b>14</b>	<b>14</b>	<b>14</b>	<b>13+2=</b>	<b>13</b>	<b>13</b>	<b>10</b>	<b>8</b>	<b>42</b>	<b>487</b>	

<b>WOMEN</b>	Gold	Silver	Bronze	4	5	6	7	8	Medals	Points
RUS	7	4	2	-	1	4	-	-	13	112
USA	1	2	1	4	1	-	-	1	4	53
BLR	1	1	1	-	-	1	2	1	3	29
UKR	-	1	-	2	2	-	-	3	1	28
ETH	2	1	-	-	-	-	-	-	3	23
FRA	-	-	1	-	1+1=	-	1	1	1	16.5
POL	-	-	-	2	1=	-	1	1	-	16.5
CAN	1	1	-	-	-	-	-	-	2	15
ROU	-	-	1	1	-	-	1	1	1	14
GRE	-	-	1	-	-	2	1	-	1	14
GER	-	-	1	-	1	-	1	1	1	13
JAM	-	-	-	1	1	1	-	-	-	12
BEL	-	1	-	-	1	-	-	-	1	11
CUB	-	1	-	-	-	1	-	-	1	10
GBR	-	-	1	-	1	-	-	-	1	10
SWE	-	-	1	-	1	-	-	-	1	10
ESP	-	-	-	1	-	1	1	-	-	10
CHN	-	-	-	1	1	-	-	-	-	9
MOZ	1	-	-	-	-	-	-	-	1	8
POR	1	-	-	-	-	-	-	-	1	8
SLO	-	1	-	-	-	-	-	-	1	7
SUD	-	1	-	-	-	-	-	-	1	7
BUL	-	-	-	1	-	-	1	-	-	7
ITA	-	-	-	-	1	1	-	-	-	7
AUT	-	-	1	-	-	-	-	-	1	6
BAH	-	-	1	-	-	-	-	-	1	6
CRO	-	-	1	-	-	-	-	-	1	6
LTU	-	-	1	-	-	-	-	-	1	6
NED	-	-	-	1	-	-	-	-	-	5
LAT	-	-	-	-	1	-	-	-	-	4
CMR	-	-	-	-	-	1	-	-	-	3
EST	-	-	-	-	-	-	1	-	-	2
<b>Totals</b>	<b>14</b>	<b>14</b>	<b>14</b>	<b>14</b>	<b>13+2=</b>	<b>12</b>	<b>10</b>	<b>9</b>	<b>42</b>	<b>488</b>

**MOSCOW 2006**

**OVERALL**

	Gold	Silver	Bronze	4	5	6	7	8	Medals	Points
RUS	8	5	5	3	6	3	3	1	18	184
USA	7	4	2	1	1	-	7	2	13	121
GER	1	1	1	2+1=	1	1	-	1	3	43
POL	-	2	1	2	-	1	1	1	3	36
JAM	-	1	-	2+1=	2	1	-	-	1	32.5
ESP	-	1	1	1	2	2	-	-	2	32
KEN	1	1	2	-	1	-	-	-	4	31
CUB	-	1	1	1	2	1	-	2	2	31
UKR	2	-	-	-	1	2	2	-	2	30
SWE	-	1	2	1	1	-	-	1	3	29
FRA	-	-	-	3	1	2	-	1	-	26
ETH	2	-	-	1	-	1	-	-	2	24
BLR	1	1	1	-	-	1	-	-	3	24
IRL	1	-	-	-	1	-	-	-	1	16
LAT	-	-	-	1+1=	1	-	-	-	-	13.5







2010	Gold	Silver	Bronze	4th	5th	6th	Medals	Points	2010	Gold	Silver	Bronze	4th	5th	6th	Medals	Points				
LTU	-	-	-	-	1	-	-	0	4	GUY	-	-	-	-	1	-	-	0	4		
TUR	-	-	-	-	1	-	-	0	4	LTU	-	-	-	-	1	-	-	0	4		
UZB	-	-	-	-	-	-	1+1=	0	3.5	TUR	-	-	-	-	1	-	-	0	4		
IVB	-	-	-	-	1	-	-	0	3	UZB	-	-	-	-	-	1+1=	-	0	3.5		
SEN	-	-	-	-	1	-	-	0	3	SWE	-	-	-	-	1=	-	-	0	3.5		
AZE	-	-	-	-	-	1	-	0	2	IVB	-	-	-	-	1	-	-	0	3		
GHA	-	-	-	-	-	1	-	0	2	SVK	-	-	-	-	1	-	-	0	3		
HUN	-	-	-	-	-	-	1	0	1	AZE	-	-	-	-	-	1	-	0	2		
LAT	-	-	-	-	-	-	1	0	1	BEL	-	-	-	-	-	-	1	0	1		
<b>Totals</b>	<b>26</b>	<b>26</b>	<b>25+2=</b>	<b>23+2=</b>	<b>22+2=</b>	<b>21+3=</b>	<b>18+2=</b>	<b>14</b>	<b>79</b>	<b>892</b>	<b>Totals</b>	<b>13</b>	<b>13</b>	<b>12+2=</b>	<b>12</b>	<b>11+2=</b>	<b>10</b>	<b>9+2=</b>	<b>7</b>	<b>40</b>	<b>447</b>

MEN	Gold	Silver	Bronze	4	5	6	7	8 Medals	Points	
USA	4	3	3	1+1=	2	1	1	-	10	93.5
CUB	1	2	1	-	-	-	1	-	4	30
RUS	1	1	1	1	-	1=	-	1	3	29
GER	-	1	2	-	1	-	1	1	3	26
AUS	2	-	1	-	-	-	-	1	3	23
KEN	-	1	2	-	-	-	-	-	3	19
GBR	1	-	1	-	-	1=	1	-	2	18
ETH	1	-	-	2	-	-	-	-	1	18
FRA	1	-	-	1	-	1	-	1	1	17
BLR	-	1	-	1	-	1	-	-	1	15
CZE	-	-	-	-	3	1=	-	-	0	14
SUD	1	-	-	1	-	-	-	-	1	13
MAR	-	1	-	-	1	-	1	-	1	13
ESP	-	1	-	-	-	2	-	-	1	13
RSA	-	1	-	-	1	-	-	-	1	10
POL	-	-	1	-	1	-	-	-	1	10
BAH	1	-	-	-	-	-	-	-	1	8
BEL	-	1	-	-	-	-	-	-	1	7
ANT	-	-	1	-	-	-	-	-	1	6
CAN	-	-	-	1	-	-	-	-	0	5
CRC	-	-	-	1	-	-	-	-	0	5
CYP	-	-	-	1	-	-	-	-	0	5
SWE	-	-	-	1	-	-	-	-	0	5
QAT	-	-	-	-	1	-	-	1	0	5
JAM	-	-	-	-	-	1	1	-	0	5
GRE	-	-	-	1=	-	-	-	-	0	4.5
IRL	-	-	-	-	1	-	-	-	0	4
ITA	-	-	-	-	1	-	-	-	0	4
UKR	-	-	-	-	-	1	-	1	0	4
BOT	-	-	-	-	-	1	-	-	0	3
BRA	-	-	-	-	-	1	-	-	0	3
SEN	-	-	-	-	-	1	-	-	0	3
CHN	-	-	-	-	-	-	1	-	0	2
GHA	-	-	-	-	-	-	1	-	0	2
SVK	-	-	-	-	-	-	1	-	0	2
HUN	-	-	-	-	-	-	-	1	0	1
<b>Totals</b>	<b>13</b>	<b>13</b>	<b>13</b>	<b>11+2=</b>	<b>11</b>	<b>11+3=</b>	<b>9</b>	<b>7</b>	<b>39</b>	<b>445</b>

WOMEN	Gold	Silver	Bronze	4	5	6	7	8 Medals	Points	
RUS	1	3	2	4	1	2	1	1	6	74
USA	4	1	2	2	1	2	-	1	7	72
ETH	2	-	2	-	-	-	-	-	4	28
GBR	1	1	-	1	-	-	1	-	2	22
JAM	1	-	1=	-	-	1	1	-	2	18.5
CUB	-	1	-	1	1	-	1	-	1	18
CAN	-	1	1	-	1	-	-	-	2	16
KEN	-	1	-	1	1	-	-	-	1	16
BLR	1	-	1	-	-	-	-	-	2	14
BRA	1	-	1	-	-	-	-	-	2	14
ESP	-	2	-	-	-	-	-	-	2	14
POL	-	-	1	1	-	1	-	-	1	14
POR	-	1	-	-	-	1	-	1	1	11
CZE	-	-	1	-	1	-	-	-	1	10
KAZ	1	-	-	-	-	-	1=	-	1	9.5
CRO	1	-	-	-	-	-	-	-	1	8
UKR	-	1	-	-	-	-	-	1	1	8
NZL	-	1	-	-	-	-	-	-	1	7
CHN	-	-	-	-	1=	-	1	1	0	6.5
BUL	-	-	1	-	-	-	-	-	1	6
FRA	-	-	-	-	1	-	1	-	0	6
GER	-	-	-	-	1	-	1	-	0	6
GAB	-	-	1=	-	-	-	-	-	1	5.5
BOT	-	-	-	1	-	-	-	-	0	5
EST	-	-	-	1	-	-	-	-	0	5
BAH	-	-	-	-	1	-	-	-	0	4



© IAAF 2011™



© IAAF 2011™

## INDIVIDUAL PLACING TABLES

These tables list every top eight placing by leading competitors at the IAAF World Indoor Championships, scoring eight points for first place, seven for second, six for third down to one for eighth place. Points are shared in the case of a tie. Excluded are medals awarded to those who ran in preliminary rounds only.

### COMBINED ALL-TIME PERFORMANCES

Men / Women	Country	Gold	Silver	Bronze	4th	5th	6th	7th	8th	Medals	Points
Natalya Nazarova	RUS	7	2	-	1	-	-	-	-	9	75
Maria Mutola	MOZ	7	1	1	-	-	-	-	-	9	69
Sandie Richards	JAM	3	4	-	-	2	-	-	-	7	60
Merlene Ottey	JAM/SLO	3	2	1	2	-	-	-	-	6	54
Javier Sotomayor	CUB	4	1	1=	1	1=	-	-	-	6	53
Jearl Miles	USA	2	1	3	-	2	-	-	-	6	49
Gail Devers	USA	4	2	-	-	-	-	-	-	6	46
Svetlana Goncharenko	RUS	3	2	1	-	-	-	-	-	6	44
Olga Kotlyarova	RUS	4	1	-	-	1	-	-	-	5	43
Grit Breuer	GER	2	-	3	1	-	1	-	-	5	42

Some of the athletes in the table above have relay placings among their totals. The best with individual events only are:

#### MEN

Javier Sotomayor	CUB	4	1	1=	1	1=	-	-	-	6	53
Iván Pedroso	CUB	5	-	-	-	-	-	-	1	5	41
Stefan Holm	SWE	4	-	-	-	1	1=	-	1=	4	38.5
Roman Šebrle	CZE	2	-	3	-	1	-	-	-	5	38
Yaroslav Rybakov	RUS	1	4	-	-	-	-	1	-	5	38
Colin Jackson	GBR	1	3	-	1	1	-	-	-	4	38
Manuel Martínez	ESP	1	-	1	2	2	1	-	-	2	35
Sergey Bubka	UKR/URS	4	-	-	-	-	-	-	-	4	32
Haile Gebrselassie	ETH	4	-	-	-	-	-	-	-	4	32
Mikhail Shchennikov	RUS/URS	4	-	-	-	-	-	-	-	4	32

#### WOMEN

Maria Mutola	MOZ	7	1	1	-	-	-	-	-	9	69
Merlene Ottey	JAM/SLO	3	2	1	2	-	-	-	-	6	54
Gail Devers	USA	4	2	-	-	-	-	-	-	6	46
Irina Privalova	RUS/URS	3	2	-	-	-	1	-	-	5	41
Stefka Kostadinova	BUL	5	-	-	-	-	-	-	-	5	40
Gabriela Szabo	ROU	4	1	-	-	-	-	-	-	5	39
Meseret Defar	ETH	4	-	1	-	-	-	-	-	5	38
Tatyana Kotova	RUS	3	2	-	-	-	-	-	-	5	38
Yelena Isinbaeva	RUS	3	1	-	1	-	-	1	-	4	38
Svetlana Feofanova	RUS	1	1+1=	2	-	1	-	-	-	5	37.5

#### LEADING MEN'S PLACINGS

Javier Sotomayor	CUB	4	1	1=	1	1=	-	-	-	6	53
Iván Pedroso	CUB	5	-	-	-	-	-	-	1	5	41
Stefan Holm	SWE	4	-	-	-	1	1=	-	1=	4	38.5
Milton Campbell	USA	2	2	-	-	2	-	-	-	4	38
Roman Šebrle	CZE	2	-	3	-	1	-	-	-	5	38
Yaroslav Rybakov	RUS	1	4	-	-	-	-	1	-	5	38
Colin Jackson	GBR	1	3	-	1	1	-	-	-	4	38
Manuel Martínez	ESP	1	-	1	2	2	1	-	-	2	35
Davian Clarke	JAM	2	1	1	1	-	-	-	-	4	34
Kevin Little	USA	2	-	3	-	-	-	-	-	5	34
Jamie Baulch	GBR	1	2	1+1=	-	-	-	-	-	5	33.5
Sergey Bubka	UKR/URS	4	-	-	-	-	-	-	-	4	32
Haile Gebrselassie	ETH	4	-	-	-	-	-	-	-	4	32
Mikhail Shchennikov	RUS/URS	4	-	-	-	-	-	-	-	4	32
Allen Johnson	USA	3	1	-	-	-	-	-	-	4	31
Bryan Clay	USA	2	2	-	-	-	-	-	-	4	30
Marcus O'Sullivan	IRL	3	-	-	1	-	-	-	-	3	29
Terrence Trammell	USA	2	1	1	-	-	-	-	-	4	29
John Godina	USA	1	2	1	-	-	-	-	-	4	28
Daniel Caines	GBR	1	2	-	1	-	-	-	-	3	27
Lev Lobodin	RUS/UKR	-	1	2	1	-	1	-	-	3	27
Bernard Lagat	KEN/USA	2	1	-	-	-	1	-	-	3	26
Gennaro Di Napoli	ITA	2	-	-	2	-	-	-	-	2	26

Men	Country	Gold	Silver	Bronze	4th	5th	6th	7th	8th	Medals	Points
Sunday Bada	NGR	1	2	-	-	1	-	-	-	3	26
Michael McDonald	JAM	1	1	1	1	-	-	-	-	3	26
Yuriy Belonog	UKR	1	-	2	-	1	-	-	2	3	26
Tim Lobinger	GER	1	-	1	-	3	-	-	-	2	26
Anier García	CUB	1	2	-	-	-	1	-	-	3	25
Danny McFarlane	JAM	1	-	2	1	-	-	-	-	3	25
Hicham El-Guerrouj	MAR	3	-	-	-	-	-	-	-	3	24
Mark Everett	USA	3	-	-	-	-	-	-	-	3	24
Christian Cantwell	USA	3	-	-	-	-	-	-	-	3	24
Chris Brown	BAH	1	-	2	-	1	-	-	-	3	24
Erki Nool	EST	-	2	-	-	2	-	1	-	2	24
Jón Arnar Magnússon	ISL	-	1	1	1	1	-	1	-	2	24
Antonio McKay	USA	2	1	-	-	-	-	-	-	3	23
Liu Xiang	CHN	1	1	1	-	-	-	1	-	3	23
Andrey Mikhnevich	BLR	-	2	-	1	-	1	-	1	2	23
Mike Conley	USA	2	-	1	-	-	-	-	-	3	22
Jamaal Torrance	USA	2	-	1	-	-	-	-	-	3	22
Bruny Surin	CAN	2	-	-	-	1	-	-	2	2	22
Wilson Kipketer	DEN	1	2	-	-	-	-	-	-	3	22
Mbulaeni Mulaudzi	RSA	1	2	-	-	-	-	-	-	3	22
Reese Hoffa	USA	1	2	-	-	-	-	-	-	3	22
Yoelbi Quesada	CUB	-	1	1	1	1	-	-	-	2	22
Christian Olsson	SWE	2	-	-	1	-	-	-	-	2	21
Aleksandr Bagach	UKR	1	1	1	-	-	-	-	-	3	21
Patrik Sjöberg	SWE	1	1	1	-	-	-	-	-	3	21
Michael Blackwood	JAM	1	1	1	-	-	-	-	-	3	21
Frank O'Mara	IRL	2	-	-	-	1	-	-	-	2	20
Robert Maćkowiak	POL	1	1	-	1	-	-	-	-	2	20
Jason Gardener	GBR	1	-	2	-	-	-	-	-	3	20
Ade Mafe	GBR	-	2	1	-	-	-	-	-	3	20
Jadel Gregório	BRA	-	2	-	-	-	2	-	-	2	20
Igor Potapovich	KAZ	1	1	-	1=	-	-	-	-	2	19.5
Jason Rouser	USA	2	-	-	-	-	1	-	-	2	19
Rui Silva	POR	1	1	-	-	1	-	-	-	2	19
Ivan Heshko	UKR	1	1	-	-	1	-	-	-	2	19
Khotso Mokoena	RSA	1	1	-	-	1	-	-	-	2	19
Mark McKoy	AUT/CAN	1	-	1	1	-	-	-	-	2	19
Devon Morris	JAM	1	-	-	-	2	1	-	-	1	19
Ian Morris	TRI	-	2	-	1	-	-	-	-	2	19
Johan Wissman	SWE	-	2	-	1	-	-	-	-	2	19
Yoandri Betanzos	CUB	-	1	2	-	-	-	-	-	3	19
Masayoshi Kan	JPN	-	-	2	-	1	1	-	-	2	19
Stanislav Olijar	LAT	-	-	1=	1+1=	-	1	-	1	1	19
Charles Friedek	GER	1	-	-	2	-	-	-	-	1	18
Joe Greene	USA	-	1	1	1	-	-	-	-	2	18
Laban Rotich	KEN	-	1	1	1	-	-	-	-	2	18
James Beckford	JAM	-	1	-	-	2	1	-	-	1	18
Giovanni Evangelisti	ITA	-	-	3	-	-	-	-	-	3	18

Most points without a medal:

John Mayock	GBR	-	-	-	1	1	2	-	1	-	16
-------------	-----	---	---	---	---	---	---	---	---	---	----

**LEADING WOMEN'S PLACINGS** (includes relays but not relay reserves)

Natalya Nazarova	RUS	7	2	-	1	-	-	-	-	9	75
Maria Mutola	MOZ	7	1	1	-	-	-	-	-	9	69
Sandie Richards	JAM	3	4	-	-	2	-	-	-	7	60
Merlene Ottey	JAM/SLO	3	2	1	2	-	-	-	-	6	54
Jearl Miles	USA	2	1	3	-	2	-	-	-	6	49
Gail Devers	USA	4	2	-	-	-	-	-	-	6	46
Svetlana Goncharenko	RUS	3	2	1	-	-	-	-	-	6	44
Olga Kotlyarova	RUS	4	1	-	-	1	-	-	-	5	43
Grit Breuer	GER	2	-	3	1	-	1	-	-	5	42
Irina Privalova	RUS/URS	3	2	-	-	-	1	-	-	5	41
Stefka Kostadinova	BUL	5	-	-	-	-	-	-	-	5	40
Gabriela Szabo	ROU	4	1	-	-	-	-	-	-	5	39
Olesya Zykina	RUS	4	-	1	-	-	-	-	-	5	38
Meseret Defar	ETH	4	-	1	-	-	-	-	-	5	38
Tatyana Kotova	RUS	3	2	-	-	-	-	-	-	5	38
Yelena Isinbaeva	RUS	3	1	-	1	-	-	1	-	4	38
Svetlana Feofanova	RUS	1	1+1=	2	-	1	-	-	-	5	37.5

Women	Country	Gold	Silver	Bronze	4th	5th	6th	7th	8th	Medals	Points
Violeta Szekely	ROU	-	4	-	1	1	-	-	-	4	37
Svetlana Krivelyova	RUS/URS	3	-	1	-	1	-	-	1	4	35
Inessa Kravets	UKR/URS	2	1	1	1	-	-	-	-	4	34
Blanka Vlašić	CRO	2	1	1	1	-	-	-	-	4	34
Nadezhda Ostapchuk	BLR	1	3	-	-	-	1	1	-	4	34
Naide Gomes	POR	2	1	1	-	1	-	-	-	4	33
Tatyana Lebedeva	RUS	3	1	-	-	-	-	-	-	4	31
Olesya Krasnomovets	RUS	3	1	-	-	-	-	-	-	4	31
Heike Redetzky	GER	1	1	2	-	-	1	-	-	4	30
Diane Dixon	USA	2	1	1	-	-	-	-	-	4	29
Heike Drechsler	GER	2	1	-	-	1	-	1	-	3	29
Nadine Kleinert	GER	-	1	1	1	2	-	-	-	2	26
Juliet Campbell	JAM	1	1	1	-	1	-	-	-	3	25
Tatyana Chebykina	RUS	3	-	-	-	-	-	-	-	3	24
Christine Wachtel	GER	3	-	-	-	-	-	-	-	3	24
Tatyana Levina	RUS	3	-	-	-	-	-	-	-	3	24
Ionela Tîrlea	ROU	1	-	1	2	-	-	-	-	2	24
Margareta Keszeg	ROU	-	2	1	-	1	-	-	-	3	24
Helena Fuchsová	CZE	-	1	2	1	-	-	-	-	3	24
Marta Domínguez	ESP	-	1	-	2	1	1	-	-	1	24
Ruth Beitía	ESP	-	1	1	1	1=	-	1	-	2	23.5
Ashia Hansen	GBR	2	1	-	-	-	-	-	-	3	23
Yelena Slesarenko	RUS	2	1	-	-	-	-	-	-	3	23
Debbie Dunn	USA	2	1	-	-	-	-	-	-	3	23
Joetta Clark	USA	1	-	2	-	-	1	-	-	3	23
Regina Jacobs	USA	2	-	1	-	-	-	-	-	3	22
Natalya Lisovskaya	URS	2	-	1	-	-	-	-	-	3	22
Kerry Saxby-Junna	AUS	1	2	-	-	-	-	-	-	3	22
Angela Williams	USA	1	2	-	-	-	-	-	-	3	22
Marieta Ilicu	ROU	1	1	1	-	-	-	-	1	3	22
Yargelis Savigne	CUB	1	1	-	-	1	1	-	-	2	22
Yamilé Aldama	CUB/SUD	-	1	1	-	1	1	1	-	2	22
Stephanie Storp	GER	-	1	-	3	-	-	-	-	1	22
Doina Melinte	ROU	2	-	-	1	-	-	-	-	2	21
Nelli Cooman	NED	2	-	-	-	-	1	1	-	2	21
Stacy Dragila	USA	1	1	-	1	-	-	-	1	2	21
Glory Alozie	ESP/NGR	-	3	-	-	-	-	-	-	3	21
Inga Babakova	UKR	-	2	1	-	-	-	-	1	3	21
Yumileidi Cumbá	CUB	-	1	-	-	2	2	-	-	1	21
Liliana Allen	CUB	-	-	1	3	-	-	-	-	1	21
Anna Rogowska	POL	-	1	1	-	-	1+1=	1	-	2	20.5
Elly van Hulst	NED	2	-	-	-	-	1	-	1	2	20
Beate Anders	GER	1	1	-	1	-	-	-	-	2	20
Ludmila Formanová	CZE	1	1	-	1	-	-	-	-	2	20
Olga Shishigina	KAZ	1	1	-	1	-	-	-	-	2	20
Aliuska López	CUB	1	-	1	-	1	-	1	-	2	20
Deon Hemmings	JAM	1	-	-	1	1	1	-	-	1	20
Anna Kozak	BLR	-	2	1	-	-	-	-	-	3	20
Iva Prandzheva	BUL	-	2	1	-	-	-	-	-	3	20
Ilona Usovich	BLR	-	2	1	-	-	-	-	-	3	20
Monique Hennagan	USA	-	-	2	-	2	-	-	-	2	20
Monika Pyrek	POL	-	-	1+1=	1	1=	-	-	-	2	20
Helga Radtke	GER	1	1	-	-	1	-	-	-	2	19
Chandra Sturup	BAH	1	1	-	-	1	-	-	-	2	19
Hasna Benhassi	MAR	1	-	1	-	1	-	-	1	2	19
Natalya Safronnikova	BLR	1	-	1	-	1	-	-	1	2	19
Tamara Bykova	URS	-	2	-	1	-	-	-	-	2	19
Nataliya Dobrynska	UKR	-	2	-	1	-	-	-	-	2	19
Urszula Włodarczyk	POL	-	1	1	1	-	-	-	1	2	19
Carla Sacramento	POR	-	1	-	2	-	-	1	-	1	19
Jenny Meadows	GBR	-	1	-	1	1	1	-	-	1	19
Lidia Chojecka	POL	-	-	3	-	-	-	-	1	3	19
Šárka Kašpárková	CZE	-	-	2	1	-	-	1	-	2	19
Lacena Golding	JAM	-	-	-	2	-	2	1	1	-	19
Larysa Berezhnaya	UKR/URS	1	-	1	-	1	-	-	-	2	18
Alina Astafei	GER/ROU	1	-	-	2	-	-	-	-	1	18
Huang Zhihong	CHN	-	2	-	-	1	-	-	-	2	18
Kim Gevaert	BEL	-	1	1	1	-	-	-	-	2	18
Anna Pyatykh	RUS	-	1	1	1	-	-	-	-	2	18
Ileana Salvador	ITA	-	-	3	-	-	-	-	-	3	18

# WORLD INDOOR RECORDS & BESTS SET

(at World Indoor Games or Championships)



	EVENT	MARK	NAME	COUNTRY	VENUE	DATE
<b>1985</b> (1 world best)						
Men	400m	45.60	Thomas Schönlebe	GDR	Paris	19 Jan 85
<b>1987</b> (5 world records)						
Men	60m	6.50	Lee McRae	USA	Indianapolis	7 Mar 87
	5000m Walk	18:27.79	Mikhail Shchennikov	URS	Indianapolis	7 Mar 87
Women	200m	22.27	Heike Drechsler	GDR	Indianapolis	7 Mar 87
	High Jump	2.05	Stefka Kostadinova	BUL	Indianapolis	8 Mar 87
	3000m Walk	12:05.49	Olga Krishtop	URS	Indianapolis	6 Mar 87
<b>1989</b> (5)						
Men	800m	1:44.84	Paul Ereng	KEN	Budapest	4 Mar 89
	High Jump	2.43	Javier Sotomayor	CUB	Budapest	4 Mar 89
	5000m Walk	18:27.10	Mikhail Shchennikov	URS	Budapest	5 Mar 89
Women	3000m	8:33.82	Elly van Hulst	NED	Budapest	4 Mar 89
	3000m Walk	12:01.65	Kerry Saxby/Junna-Saxby	AUS	Budapest	4 Mar 89
<b>1991</b> (8)						
Men	5000m Walk	18:23.55	Mikhail Shchennikov	URS	Sevilla	10 Mar 91
	4 x 400m Relay	3:03.05	Germany (Rico Lieder, Jens Carlowitz, Karsten Just, Thomas Schönlebe)	GER	Sevilla	10 Mar 91
Women	200m	22.24	Merlene Ottey	JAM	Sevilla	10 Mar 91
	3000m Walk	11:50.90	Beate Anders	GER	Sevilla	9 Mar 91
	Triple Jump	14.30	Inessa Kravets	URS	Sevilla	9 Mar 91
		14.39	Inessa Kravets	URS	Sevilla	9 Mar 91
		14.44	Inessa Kravets	URS	Sevilla	9 Mar 91
	4 x 400m Relay	3:27.22	Germany (Sandra Seuser, Kathrin Schreiter, Annett Hesselbarth, Grit Breuer)	GER	Sevilla	10 Mar 91
<b>1993</b> (2)						
Men	Heptathlon	6476	Dan O'Brien (6.67, 7.84, 16.02, 2.13, 7.85, 5.20, 2:57.96)	USA	Toronto	13/14 Mar 93
Women	Triple Jump	14.47	Inessa Kravets	UKR	Toronto	14 Mar 93
<b>1995</b> (1)						
Women	Triple Jump	15.03	Iolanda Chen	RUS	Barcelona	12 Mar 95
<b>1997</b> (4)						
Men	800m	1:43.96	Wilson Kipketer	DEN	Paris	7 Mar 97
		1:42.67	Wilson Kipketer	DEN	Paris	7 Mar 97
Women	Pole Vault	4.40	Stacy Dragila	USA	Paris	9 Mar 97
	4 x 400m Relay	3:26.84	Russia (Tatyana Chebykina, Svetlana Goncharenko, Olga Kotlyarova, Tatyana Alekseyeva)	RUS	Paris	9 Mar 97
<b>1999</b> (2)						
Men	4 x 400m Relay	3:02.83	United States (Andre Morris, Dameon Johnson, Deon Minor, Milton Campbell)	USA	Maebashi	7 Mar 99
Women	4 x 400m Relay	3:24.25	Russia (Tatyana Chebykina, Svetlana Goncharenko, Olga Kotlyarova, Natalya Nazarova)	RUS	Maebashi	7 Mar 99
<b>2001</b> (None)						
<b>2003</b> (1)						
Women	Pole Vault	4.80	Svetlana Feofanova	RUS	Birmingham	16 Mar 03
<b>2004</b> (6)						
Men	Triple Jump	17.83	Christian Olsson	SWE	Budapest	7 Mar 04
Women	Pole Vault	4.86	Yelena Isinbaeva	RUS	Budapest	6 Mar 04
	Triple Jump	15.16	Tatyana Lebedeva	RUS	Budapest	6 Mar 04
		15.25	Tatyana Lebedeva	RUS	Budapest	6 Mar 04
		15.36	Tatyana Lebedeva	RUS	Budapest	6 Mar 04
	4 x 400m Relay	3:23.88	Russia (Olesya Krasnomovets, Olga Kotlyarova, Tatyana Levina, Natalya Nazarova)	RUS	Budapest	7 Mar 04
<b>2006</b> (None)						
<b>2008</b> (None)						
<b>2010</b> (1)						
Men	Triple Jump	17.90	Teddy Tamgho	FRA	Doha	14 Mar 10

## DOPING VIOLATIONS AT IAAF WORLD INDOOR CHAMPIONSHIPS

This list shows all athletes to have had their World Indoor Championship performances annulled due to doping violations, committed either at or before the championships

	NAME	COUNTRY	EVENT	PLACE	MARK	PRELIMINARIES
<b>1985 (None)</b>						
<b>1987 (2)</b>						
Men	Ben Johnson	CAN	60m	gold	6.41	1h1/6.60, 1s1/6.49
Women	Angella Issajenko	CAN	60m	silver	7.08	2h3/7.10, 2s2/7.15
<b>1993 (4)</b>						
Men	Daniel Ivanov	BUL	Long Jump	bronze	7.98	2qA/7.95
	Nikolay Raev	BUL	Triple Jump	bronze	17.27	6qB/16.55
Women	Irina Belova	RUS	Pentathlon	gold	4787	8.20, 1.82, 13.51, 6.45, 2:11.11
	Marina Shmonina	RUS	4x400mR	gold	3:28.90	(leg 1/52.37)
			MedleyR	dq	3:49.4	(leg 2-200m/23.0)
<b>1995 (3)</b>						
Women	Lyubov Kremlyova	RUS	1500m	bronze	4:13.19	
	Violeta Beclea	ROU	1500m	4th	4:16.32	
	Larisa Peleshenko	RUS	Shot Put	gold	19.93	
<b>1997 (2)</b>						
Men	Jonathan Nsenga	BEL	60m Hurdles	6th	7.71	2h2/7.61, 3s2/7.60
Women	Mary Slaney	USA	1500m	silver	4:05.22	2h2/4:10.27
<b>1999 (4)</b>						
Men	Rostislav Dimitrov	BUL	Triple Jump	silver	17.05	
Women	Inger Miller	USA	60m	bronze	7.06	1h3/7.07, 1s2/7.03
	Vita Pavlysh	UKR	Shot Put	gold	21.43	
	Irina Korzhanenko	RUS	Shot Put	silver	20.56	
<b>2001 (2)</b>						
Men	Jerome Young	USA	4x400mR	silver	3:04.64	(leg 4/46.23), 2h1/3:06.39 (leg 3/46.64)
Women	Kelli White	USA	200m	2h6	23.81	
			4x400mR	4th	3:32.76	(leg 3/53.61)
<b>2003 (4)</b>						
Men	Jerome Young	USA	4x400mR	gold	3:04.09	(leg 2/46.31), 1h1/3:04.17 (leg 3/46.14)
Women	Michelle Collins	USA	200m	gold	22.18	1h6/23.01, 1s2/22.31
	Yekaterina Puzanova	RUS	800m	6th	2:00.86	3h1/2:02.65, 3s1/2:00.73
	Maria Tsirba	GRE	3000m	8th	8:52.2	5h2/8:52.70
<b>2004 (6)</b>						
Men	Ioan Vieru	ROU	400m	2h2	47.07	
	Abdelkader Hachlaf	MAR	1500m	4th	3:53.22	2h1/3:41.75
	Duane Ross	USA	60mH	h2	-	dnf
Women	Anastasiya Kapachinskaya	RUS	200m	gold	22.78	1h1/23.10, 1s2/22.86
	Crystal Cox	USA	200m	4s2	23.55	2h3/23.23
	Vita Pavlysh	UKR	Shot Put	gold	20.49	2qB/18.88
<b>2006 (None)</b>						
<b>2008 (4)</b>						
Women	Christy Ekpukhon	NGR	400m	dns/s1	-	3h3/53.34
	Yelena Soboleva	RUS	1500m	gold	3:57.71	2h1/4:07.85
	Yuliya Fomenko	RUS	1500m	silver	3:59.41	1h2/4:05.94
	Bouchra Ghezelle	FRA	1500m	7th	4:08.66	4h2/4:08.83
<b>2010 (6)</b>						
Men	Kevin Rans	BEL	Pole Vault	dnq	5.45	
Women	LaVerne Jones-Ferrette	ISV	60m	silver	7.03	1h3/7.14, 1s2/7.05
	Mounira Al-Saleh	SYR	400m	5h1	54.53	
	Anna Alminova	RUS	1500m	7th	4:09.81	2h1/4:12.50
	Anca Heltne	ROU	Shot Put	7th	18.86	3q/19.10
	Bobby-Gaye Wilkins	JAM	4x400mR	bronze	3:28.49	(leg 1/51.29)

# NOTES



© IAAF 2011™



# RESULTS FROM PAST MAJOR CHAMPIONSHIPS

## IAAF WORLD INDOOR GAMES

Paris, France

18/19 Jan 85

## IAAF WORLD INDOOR CHAMPIONSHIPS

1, Indianapolis, United States	6-8 Mar 87
2, Budapest, Hungary	3-5 Mar 89
3, Seville (Sevilla), Spain	8-10 Mar 91
4, Toronto, Canada	12-14 Mar 93
5, Barcelona, Spain	10-12 Mar 95
6, Paris, France	7-9 Mar 97
7, Maebashi, Japan	5-7 Mar 99
8, Lisbon (Lisboa), Portugal	9-11 Mar 01
9, Birmingham, Great Britain & NI	14-16 Mar 03
10, Budapest, Hungary	5-7 Mar 04
11, Moscow (Moskva), Russia	10-12 Mar 06
12, Valencia, Spain	7-9 Mar 08
13, Doha, Qatar	12-14 Mar 10
14, Istanbul, Turkey	9-11 Mar 12
15, Sopot, Poland	2014

1997 & 1999 Award money: 1st: \$50,000; 2nd: \$20,000; 3rd: \$10,000.  
 Relays (shared): 1st: \$60,000; 2nd: \$30,000; 3rd: \$16,000; World Record: \$50,000. (Note: For women's pole vault, 50% reduction in 1997, 25% reduction in 1999)  
 2001-2010 Award money (Individuals & relays): 1st: \$40,000; 2nd: \$20,000; 3rd: \$10,000; 4th: \$8000; 5th: \$6000; 6th: \$4000. World Record: \$50,000

For each event, the following data are given:

**Full results and brief report from each IAAF World Championship event**  
 Reports by Mark Butler (1985-2004) and Richard Hymans (2006-2010). AWR = Absolute World Record (i.e. equal or better than the existing World Record outdoors, from 1998); WR = World Indoor Record

**Multiple Medallists:**

Athletes having won two or more medals in the event

**Most Finals:**

Athletes having contested most finals (top eight if straight final) in the event or everyone having contested five or more

**Most Appearances:**

Athletes having made the most appearances in the event or everyone with six or more

**National Placings:**

A table of placings by country in the first eight of each final. Point scores are computed by giving six points for first place, five for second etc, down to one for sixth. Placings by the GDR and FRG are given in a single entry for Germany. Ties are denoted by the character “=”

Please note that results from the 1985 World Indoor Games and the non-championship women's triple jump of 1991 and heptathlon, pentathlon and medley relays of 1993 are included in these statistics

Rule numbers are given in the event of disqualifications for the 1997 World Indoor Championships or later. These are:

- 40.1 – Doping violation during or in connection with current competition
- 40.8 – Doping violation prior to current competition
- 41.1 – Doping violation any members competing on a relay team
- 149 – Entry to championships on the grounds of invalid performances
- 162.7 – Two false starts
- 163.2 – Obstruction
- 163.3 – Running out of lane
- 170.8 – Outgoing runner in 4x400m relay begins running and/or breaks from lane too early
- 170.13 – Dropped baton not retrieved by the athlete who dropped it

## MEN

### 60 Metres

### Paris 1985

**Final (Jan 18: Non-championship)**

1, Ben Johnson	CAN	6.62
2, Sam Graddy	USA	6.63
3, Ronald Desruelles	BEL	6.68
4, Lincoln Asquith	GBR	6.69
5, Bruno Marie-Rose	FRA	6.73
6, Cameron Sharp	GBR	6.74

At the 1984 Olympic Games, Sam Graddy and Ben Johnson finished second and third behind Carl Lewis. In Paris, the Canadian reversed that order. Graddy got the better start, but Johnson – who had clocked 6.56 just before the Games – edged ahead to win by 0.01. It should be remembered that Johnson has since admitted to doping violations at the time of his Paris win, as noted in further detail below.

A shock elimination was that of 6.57 performer Mel Lattany, who claimed he was distracted at the start of his heat.

**First round (Winner & 6 fastest to semi-finals) (Jan 18)**

**Heat 1:** 1, Graddy 6.73; 2, Anri Grigorov BUL 6.83; 3, Shim Duck-Sub KOR 6.89; 4, Paulo Correia BRA 6.91; 5, Lars Pedersen DEN 6.92

**Heat 2:** 1, Desruelles 6.65; 2, Attila Kovács HUN 6.80; 3, Kaoru Matsubara JPN 6.84; 4, Mel Lattany USA 6.87; 5, John Hunt NZL 6.98; 6, Mohammed Samantar PRY 7.32

**Heat 3:** 1, Asquith 6.69; 2, A da Silva 6.78 (6.772); 3, Pierfrancesco Pavoni ITA 6.80; 4, Fadi Micaelian LIB 7.21; 5, Martin Muñoz MEX 7.26

**Heat 4:** 1, Burkart 6.66; 2, Johnson 6.72; 3, Ullo 6.75; 4, Modesto Castillo DOM 6.85; 5, Ernawan Witarso INA 6.99

**Heat 5:** 1, Marie-Rose 6.67; 2, Sharp 6.71; 3, Purnomo 6.77; 4, Charles Seck SEN 6.78 (6.774); 5, Faraj Marzouk QAT 6.82

**Heat 6:** 1, Sharpe 6.68; 2, Richard 6.76; 3, Clayton Kearney AUS 6.92; 4, Nabil Nahri SYR 7.07

**Semi-finals (First 3 to final) (Jan 18)**

**Heat 1:** 1, Desruelles 6.62; 2, Graddy 6.65; 3, Asquith 6.66; 4, Tony Sharpe CAN 6.66; 5, Antoine Richard FRA 6.78; 6, Arnaldo da Silva BRA 6.78

**Heat 2:** 1, Marie-Rose 6.62; 2, Johnson 6.66; 3, Sharp 6.66; 4, Antonio Ullo ITA 6.71; 5, Stefan Burkart SUI 6.77; 6, Mohamed Yuhdi Purnomo INA 6.78

### Indianapolis 1987

**Final (Mar 7)**

1, Lee McRae	USA	6.50WR
2, Mark Witherspoon	USA	6.54
3, Pierfrancesco Pavoni	ITA	6.59
4, Antonio Ullo	ITA	6.64
5, Ronald Desruelles	BEL	6.67
=6, Christian Haas	FRG	6.68
Bruno Marie-Rose	FRA	6.68
Ben Johnson	CAN	DQ (6.41)

Johnson, now the world indoor record holder at 6.44, was clearly in superb form. He won his semi-final, easing up, in 6.49. There was drama before the start of the final. First, a twitch by McRae set the field off. Then Johnson got a brilliant and apparently valid start – only for the recall gun to be fired when he was halfway up the track.

While the 20,023 crowd booed, Johnson was penalised for a false start. After studying the reaction times, the judges changed their minds and blamed Haas. When at last there was a valid start, the muscular Canadian was again away blindingly fast. He won by a metre from McRae in a world record of 6.41, and was moving so quickly after the finish that he propelled himself into a somersault over the padded barrier on the edge of the running oval. Johnson was unhurt but was not completely happy, either, estimating that he would have run 6.36 if he had not been recalled from that second start.

In June 1989, Johnson admitted for the first time that he had taken anabolic steroids regularly for six years before his disqualification at the 1988 Olympic Games. The IAAF Council subsequently stripped

him of his world records and 1987 world title. McRae was thus promoted to world indoor champion and his time of 6.50 accorded world record status.

#### First round (First 2 & 4 fastest to semi-finals) (Mar 6)

**Heat 1:** 1, Kovács 6.76; 2, John Albertie LCA 6.91; 3, Cyril Briocche SEY 7.11; 4, William George LBR 7.38; Johnson DQ (6.60)

**Heat 2:** 1, McRae 6.66; 2, Richard 6.71; 3, Wade 6.73; 4, Rick Jones CAN 6.77; 5, Ricardo Chacón CUB 6.79; 6, Esteban Carpio DOM 6.92; 7, Simon Kipkemboi KEN 7.12

**Heat 3:** 1, Witherspoon 6.66; 2, Simón 6.69; 3, Charles Seck SEN 6.74; 4, Greg Meghoo JAM 6.88; 5, Lars Hummel DEN 6.97; 6, Julien Thode AHO 7.00; 7, Sunday Olweny UGA 7.22; 8, Carl Chicksen ZIM 7.23

**Heat 4:** 1, Haas 6.66; 2, Marie-Rose 6.67; 3, Mike McFarlane GBR 6.76; 4, Neville Hodge ISV 6.83; 5, Dazel Jules TRI 6.84; 6, Earl Hazel SKN 6.99; 7, Ziad Hanna LIB 7.14

**Heat 5:** 1, Desruelles 6.64; 2, Li 6.70; 3, Ullo 6.70; 4, Bunney 6.72; 5, Javier Arques ESP 6.75; 6, Greg Barnes ISV 6.85; 7, Sumet Promna THA 7.07; 8, Rodney Cox TKS 7.27

**Heat 6:** 1, Pavoni 6.64; 2, Atanasov 6.68; 3, Trott 6.69; 4, Orde Ballantyne VIN 7.05; 5, Clifford Mamba SWZ 7.21; 6, Trevor Davis AIA 7.21; Robson da Silva BRA DNS

#### Semi-finals (First 4 to final) (Mar 6)

**Heat 1:** 1, McRae 6.58; 2, Ullo 6.65; 3, Haas 6.67; 4, Valentin Atanasov BUL 6.67; 5, Antoine Richard FRA 6.69; 6, Andrés Simón CUB 6.72; 7, Attila Kovács HUN 6.83; Johnson DQ (6.49)

**Heat 2:** 1, Witherspoon 6.60; 2, Pavoni 6.66; 3, Marie-Rose 6.66; 4, Desruelles 6.67; 5, Li Tao CHN 6.70; 6, William Trott BER 6.71; 7, Elliot Bunney GBR 6.74; 8, Rohan Wade JAM 6.81

## Budapest 1989

### Final (Mar 5)

1,	Andrés Simón	CUB	6.52
2,	John Myles-Mills	GHA	6.59
3,	Pierfrancesco Pavoni	ITA	6.61
4,	Antonio Ullo	ITA	6.63
5,	Michael Rosswess	GBR	6.64
6,	Mathias Schlicht	FRG	6.67

Simón became the favourite after the semi-finals, where he won his heat in a personal best of 6.54. The charismatic Cuban, only 1.60m tall, got the best start in the final and was a clear winner in another lifetime best. He proceeded to sprint back down the straight in celebration before running a lap of honour carrying a Cuban flag.

The second heat of the semi-finals produced one of the biggest mass finishes ever at this level – five men within the space of 0.01. One of the unlucky runners was Stanley Floyd, meaning that the United States were unrepresented in a world sprint final for the first time.

#### First round (Winner & 6 fastest to semi-finals) (Mar 5)

**Heat 1:** 1, Berger 6.62; 2, Schlicht 6.64; 3, Surin 6.72; 4, Shane Naylor AUS 6.83; Trevor Davis AIA DQ

**Heat 2:** 1, Chacón 6.62; 2, Ullo 6.64; 3, Alexandr Shlychov URS 6.77; 4, Arnaldo da Silva BRA 6.78; 5, Franz Ratzenberger AUT 6.80; 6, Luís Cunha POR 6.90

**Heat 3:** 1, Simón 6.62; 2, Ronald Desruelles BEL 6.74; 3, Jiří Hudec TCH 6.76; 4, Shinji Aoto JPN 6.76; 5, Yiannis Zisimides CYP 6.81; 6, Guillermo Saucedo BOL 7.08

**Heat 4:** 1, Pavoni 6.66; 2, Williams 6.71; 3, Attila Kovács HUN 6.74; 4, Mike McFarlane GBR 6.76; 5, Fabian Whymns BAH 6.79; 6, Ayhan Bodur TUR 7.03

**Heat 5:** 1, Rosswess 6.64; 2, Wayne Watson JAM 6.80; 3, István Tatár HUN 6.80; 4, Emmanuel Tuffuor GHA 6.85; 5, Jouni Myllymäki FIN 6.86

**Heat 6:** 1, Floyd 6.63; 2, Myles-Mills 6.64; 3, Kurihara 6.69; 4, Anri Grigorov BUL 6.73; 5, Clinton Bufuku ZAM 7.18; 6, Marco Tamagnini SMR 7.22

#### Semi-finals (First 3 to final) (Mar 5)

**Heat 1:** 1, Simón 6.54; 2, Rosswess 6.58; 3, Ullo 6.61; 4, Andreas Berger AUT 6.62; 5, Desai Williams CAN 6.64; 6, Koji Kurihara JPN 6.72

**Heat 2:** 1, Myles-Mills 6.58; 2, Pavoni 6.58; 3, Schlicht 6.58; 4, Stanley Floyd USA 6.59; 5, Ricardo Chacón CUB 6.59; 6, Bruny Surin CAN 6.61

## Seville 1991

### Final (Mar 8)

			Reactions	
1,	Andre Cason	USA	6.54	0.188
2,	Linford Christie	GBR	6.55	0.149
3,	Chidi Imoh	NGR	6.60	0.188
4,	Ben Johnson	CAN	6.61	0.155

5,	Andrés Simón	CUB	6.61	0.174
6,	Joel Isasi	CUB	6.64	0.170
7,	Vitaliy Savin	URS	6.66	0.165
8,	Bruny Surin	CAN	6.66	0.198

Johnson – making his return to major competition following a two-year suspension – stole the limelight when he stumbled and almost fell at the start of his heat.

The Canadian made the final as a fastest loser, by which time it was clear that the title would go to Cason or Christie. The American got the best start, leaving the much taller Christie little time to try to close the gap. Christie failed to catch Cason by a margin of just 0.007.

#### First round (First 3 & 6 fastest to semi-finals) (Mar 8)

**Heat 1:** 1, Rosswess 6.74; 2, Johnson 6.75; 3, Ullo 6.76; 4, Turon 6.76; 5, Einar-Thor Einärsson ISL 6.91; 6, Lai Cheng-Chuan TPE 6.95; 7, Laurent Kemp LUX 6.97

**Heat 2:** 1, Savin 6.68; 2, Berger 6.71; 3, Kavakloğlu 6.74; 4, Schulte 6.77; 5, Amadou Mbaye SEN 6.98; 6, Guillermo Saucedo BOL 7.20; Domenico Canti SMR DQ

**Heat 3:** 1, Simón 6.65; 2, Zirignon 6.71; 3, Turay 6.73; 4, Gascon 6.74; 5, Abdullahi Tetengi NGR 6.85; 6, Fernando Botasso BRA 6.93; 7, Clinton Bufuku ZAM 6.96

**Heat 4:** 1, Imoh 6.69; 2, Huke 6.77; 3, Akogiram 6.80; 4, Valik 6.81; 5, Carlos Moreno CHI 6.86; 6, Carlos Garcia DOM 7.11; 7, Rodney Cox TKS 7.11

**Heat 5:** 1, Cason 6.52; 2, Isasi 6.63; 3, Seck 6.70; 4, Arnaldo da Silva BRA 6.85; 5, Alfonso Deslander ANG 7.23

**Heat 6:** 1, Christie 6.61; 2, Surin 6.64; 3, Ratzenberger 6.73; 4, Tuffuor 6.76; 5, Nchinda 6.76; 6, Dudley Den Dulk AHO 7.01; 7, Trevor Davis AIA 7.24

#### Semi-finals (First 2 & 2 fastest to final) (Mar 8)

**Heat 1:** 1, Cason 6.55; 2, Isasi 6.63; 3, Michael Rosswess GBR 6.68; 4, Florencio Gascon ESP 6.75; 5, Charles Seck SEN 6.76; 6, Eric Akogiram GHA 6.77; 7, Jiří Valík TCH 6.79; 8, Michael Huke GER 6.94

**Heat 2:** 1, Christie 6.56; 2, Imoh 6.60; 3, Johnson 6.63; 4, Andreas Berger AUT 6.68; 5, Luis Turon ESP 6.69; 6, Dietmar Schulte GER 6.75; 7, Sanusi Turay SLE 6.76; 8, Antonio Ullo ITA 6.77

**Heat 3:** 1, Simón 6.60; 2, Surin 6.61; 3, Savin 6.66; 4, Emmanuel Tuffuor GHA 6.69; 5, Franz Ratzenberger AUT 6.76; 6, Olivier Zirignon CIV 6.80; 7, Sam Nchinda CMR 6.83; 8, Cengiz Kavakloğlu TUR 6.84

## Toronto 1993

### Final (Mar 12)

1,	Bruny Surin	CAN	6.50	0.143
2,	Frankie Fredericks	NAM	6.51	-
3,	Talal Mansoor	QAT	6.57	0.157
4,	Jon Drummond	USA	6.58	0.152
5,	Joel Isasi	CUB	6.61	0.147
6,	Dennis Mitchell	USA	6.62	0.164
7,	Andrés Simón	CUB	6.63	0.138
	Jason John	GBR	DNF	

Surin, eighth in 1991, became Canada's first official World Champion after edging in front of Olympic sprint silver medallist Fredericks in the final 15m. The Haitian-born Canadian, who had clocked 6.45 earlier in the year, equalled the championship record of 6.50 in both heat and semi-final.

In a reference to Ben Johnson, who had subsequently failed another doping test, Surin said "The message I want to send is that some people think that an athlete can't be top without being on drugs but I am the guy saying now it is possible."

#### First round (First 2 & 4 fastest to semi-finals) (Mar 12)

**Heat 1:** 1, Venter 6.76; 2, Tuffuor 6.78; 3, Ibrahim Meité CIV 6.82; 4, Damien Marsh AUS 6.83; 5, Steve Lewis MNT 6.91; 6, Miguel Janssen ARU 6.97; 7, Sergey Lopatkin AZE 7.07; 8, Moussa Sawadogo MLI 7.14

**Heat 2:** 1, Isasi 6.73; 2, Sutherland 6.75; 3, Alexandros Yenovelis GRE 6.77; 4, Vitaliy Savin KAZ 6.79; 5, Ray Stewart JAM 6.85; 6, Shinji Aoto JPN 6.87; 7, Valentin Ngbogo CAF 7.29

**Heat 3:** 1, Surin 6.59; 2, Cojocar 6.72; 3, Terzian 6.73; 4, Olivier Théophile FRA 6.74; 5, Juan J. Trapero ESP 6.75; 6, Claus Hirsbrø DEN 6.93; 7, Einar Einärsson ISL 6.95

**Heat 4:** 1, Mansoor 6.61; 2, Drummond 6.63; 3, Kjensli 6.73; 4, Stefano Tilli ITA 6.75; 5, Ménélik Lawson TOG 6.91; 6, Cengiz Kavakloğlu TUR 6.99

**Heat 5:** 1, John 6.65; 2, Simón 6.69; 3, Turay 6.72; 4, Porkhomovskiy 6.73; 5, Anvar Kuchmuradov UZB 6.86; 6, Driss Bensadou MAR 6.98; 7, Guillermo Saucedo BOL 7.27

**Heat 6:** 1, Fredericks 6.60; 2, Mitchell 6.68; 3, Jiří Valík CZE 6.74; 4, Hisatsugu Suzuki JPN 6.78; 5, Sa'ad Marzouk KUW 6.89; 6, Donovan Powell JAM 7.02

**Semi-finals (First 3 & 2 fastest to final) (Mar 12)**

**Heat 1:** 1, Surin 6.50; 2, Isasi 6.59; 3, John 6.60; 4, Mitchell 6.61; 5, Aleksandr Porkhomovskiy RUS 6.68; 6, Daniel Cojocarou ROU 6.72; 7, Sanusi Turay SLE 6.78; 8, Emmanuel Tuffuor GHA 6.79

**Heat 2:** 1, Fredericks 6.55; 2, Mansoor 6.55; 3, Drummond 6.62; 4, Simón 6.65; 5, Derrick Sutherland CAN 6.71; 6, Kennet Kjensli NOR 6.72; 7, Alexandros Terzian GRE 6.72; 8, Johann Venter RSA 6.77

**Barcelona 1995**

**Final (Mar 10)**

1,	Bruny Surin	CAN	6.46	0.122
2,	Darren Braithwaite	GBR	6.51	0.115
3,	Robert Esmie	CAN	6.55	0.126
4,	Maurice Greene	USA	6.59	0.125
5,	Marc Blume	GER	6.59	0.139
6,	Gus Nketia	NZL	6.63	0.123
7,	Patrick Strenius	SWE	6.64	0.138
8,	Vitaliy Savin	KAZ	6.65	0.131

Surin retained his title with a 1995 World best time which was also a championship record. It was another Canadian – Esmie – who got the better start. The Canadian pair were split by Britain's Darren Braithwaite, who set a personal best. The other British representative, Michael Rosswess, was less happy. He lost a place in the final on the toss of a coin. Both he and Marc Blume clocked exactly the same time of 6.619 in the semi-finals but there was only room for one of them in the final.

**First round (First 2 & 10 fastest to semi-finals) (Mar 10)**

**Heat 1:** 1, Tilli 6.64; 2, Meité 6.66; 3, Gorgani 6.73; 4, Mizera 6.78; 5, Carlos Villaseñor MEX 6.93; 6, Damien Marsh AUS 6.94; Felix Mahama Mabene GEQ DQ

**Heat 2:** 1, Surin 6.59; 2, Ito 6.68; 3, Henderson 6.71; 4, Hedner 6.72; 5, Aime Issa Nthepe CMR 6.78; 6, Frenk Perri NED 6.82; 7, Khaled Juma BRN 6.97

**Heat 3:** 1, Braithwaite 6.54; 2, Nketia 6.59; 3, Zisimides 6.67; 4, Janssen 6.75; 5, Peter Pulu NGU 6.79; 6, Frank Amegnigam TOG 6.79; 7, Sanusi Turay SLE 6.82; Geoffrey Walusimbi UGA DQ

**Heat 4:** 1, Yenovelis 6.64; 2, Savin 6.74; 3, Kennet Kjensli NOR 6.82; =4, Holger Blume GER & Alike Nicolas CIV 6.86; 6, Marco Belizaire PAN 6.95; 7, Branislav Jajcinin BIH 7.12

**Heat 5:** 1, Esmie 6.60; 2, M Blume 6.66; 3, Ramirez 6.73; 4, Guims 6.77; 5, Vitaliy Medvedyev KAZ 6.86; 6, Haroun Korjie SLE 6.87; 7, Philippe Bejjani LIB 7.26; 8, Cecil Koehling HON 7.59

**Heat 6:** 1, Strenius 6.64; 2, Cojocarou 6.66; 3, Grigoryev 6.71; 4, Luis Cunha POR 6.78; 5, Valentin Ngobogo CAF 6.91; 6, Abbas Salmanov AZE 7.06; 7, Guillermo Saucedo BOL 7.27

**Heat 7:** 1, Carrat 6.63; 2, Rosswess 6.68; 3, Greene 6.69; 4, Robinson Urrutia COL 6.89; 5, Robert Chircop MLT 7.07; 6, Billiaminou Alao BEN 7.17; 7, Robert Tupuhoe PYF 7.28; 8, Illiassou Hassane NIG 7.49

**Semi-finals (First 2 & 2 fastest to final) (Mar 10)**

**Heat 1:** 1, Surin 6.51; 2, Nketia 6.60; 3, Michael Rosswess GBR 6.62; 4, Stefano Tilli ITA 6.62; 5, Vince Henderson USA 6.63; 6, Andrey Grigoryev RUS 6.68; 7, Daniel Cojocarou ROU 6.78; 8, Fernando Ramirez NOR 6.79

**Heat 2:** 1, Esmie 6.58; 2, Greene 6.62; 3, Blume 6.62; 4, Ibrahim Meité CIV 6.63; 5, Sebastien Carrat FRA 6.69; 6, Lars Hedner SWE 6.70; 7, Yiannis Zisimides CYP 6.71; 8, Miguel Janssen ARU 6.83

**Heat 3:** 1, Braithwaite 6.57; 2, Savin 6.60; 3, Strenius 6.61; 4, Alexandros Yenovelis GRE 6.68; 5, Yoshitaka Ito JPN 6.69; 6, Abdolsadegh Gorgani IRI 6.73; 7, Needy Guims FRA 6.78; 8, Yuri Mizera RUS 6.89

**Paris 1997**

**Final (Mar 7)**

1,	Háris Papadiás	GRE	6.50	0.103
2,	Michael Green	JAM	6.51	0.169
3,	Davidson Ezinwa	NGR	6.52	0.124
4,	Raymond Stewart	JAM	6.55	0.136
5,	Bruny Surin	CAN	6.57	0.135
6,	Patrik Lövgren	SWE	6.61	0.134

On the day that Athens was shortlisted as a candidate for the 2004 Olympic Games, Greece provided the most surprising winner of the Paris World Indoor Championships. Háris Papadiás showed he was a big threat by recovering from a false start to win his semi-final in 6.53. In the final most eyes were on Surin to see if the Canadian could take

a third title. In fact he could not even get among the medals.

Green (6.49 in 1997) started best with Papadiás no better than fifth for most of the race. However, the Greek finished faster than anyone else to nip in front at the finish and become the first European winner of this event.

**First round (Winner and 8 fastest to semi-finals) (Mar 7)**

**Heat 1:** 1, Ezinwa 6.59; 2, Wells 6.65; 3, Jason Livingston GBR 6.70; 4, Alex Menal FRA 6.72; 5, Watson Nyambek MAS 6.80; Norberto Andeme GEQ DNS

**Heat 2:** 1, Rurak 6.60; 2, Esmie 6.61; 3, Chen 6.67; 4, Giovanni Puggioni ITA 6.75; 5, Issa Nthepe CMR 6.82; 6, Pascal Dangbo BEN 6.94

**Heat 3:** 1, Papadiás 6.55; 2, Zisimides 6.64; 3, Stéphane Cali FRA 6.69; 4, Miklós Gyulai HUN 6.82; 5, Hamed Habib KUW 6.92

**Heat 4:** 1, Gardener 6.56; 2, Nkansah 6.58; 3, Randall Evans USA 6.66; 4, Ivan Sleho CZE 6.75; 5, Miguel Janssen ARU 6.87

**Heat 5:** 1, Pavlakákis 6.58; 2, Jean-Olivier Zirignon CIV 6.69; 3, Emmanuel Tuffuor GHA 6.73; 4, Gabriel Simon ARG 6.96; Ato Boldon TRI DNS

**Heat 6:** 1, Stewart 6.58; 2, Ramirez 6.63; 3, Gus Nketia NZL 6.73; 4, José Illán ESP 6.84; 5, Jorge Polanco ARG 6.85; 6, Patrick Mocci-Raoumbé GAB 6.88

**Heat 7:** 1, Surin 6.56; 2, Lövgren 6.58; 3, Ivo Krsek CZE 6.77; 4, Hideki Onohara JPN 6.80; 5, Théodore Haba GUI 6.95

**Heat 8:** 1, Montgomery 6.58; 2, Ibrahim Meité CIV 6.71; 3, Koji Ito JPN 6.71; 4, Francis Keita SLE 6.95; 5, Mario Bonello MLT 6.97; Kouty Mawenh LBR DNF

**Heat 9:** 1, Green 6.61; 2, André da Silva BRA 6.70; 3, Frutos Feo ESP 6.73; 4, Valentin Ngobogo CAF 7.04; Ousmane Diarra MLI DNF

**Heat 10:** 1, Aliu 6.59; 2, Marc Blume GER 6.67; 3, Gábor Dobos HUN 6.76; 4, Dinçer Ersoy TUR 6.86; 5, Arnaldo Silva BRA 6.88; 6, Peter Pulu PNG 6.88

**Semi-finals (First 2 to final) (Mar 7)**

**Heat 1:** 1, Papadiás 6.53; 2, Stewart 6.54; 3, Robert Esmie CAN 6.54; 4, Eric Nkansah GHA 6.57; 5, Chen Wenzhong CHN 6.67; Deji Aliu NGR DQ (r162.7)

**Heat 2:** 1, Ezinwa 6.57; 2, Lövgren 6.58; 3, Ángelos Pavlakákis GRE 6.61; 4, Jason Gardener GBR 6.62; 5, Randall Evans USA 6.63; 6, Fernando Ramirez NOR 6.74

**Heat 3:** 1, Surin 6.50; 2, Green 6.50; 3, Tim Montgomery USA 6.57; 4, Kostya Rurak UKR 6.65; 5, Renward Wells BAH 6.65; 6, Yiannis Zisimides CYP 6.73

**Maebashi 1999**

**Final (Mar 7)**

1,	Maurice Greene	USA	6.42	0.126
2,	Tim Harden	USA	6.43	0.119
3,	Jason Gardener	GBR	6.46	0.120
4,	Matt Shirvington	AUS	6.52	0.115
5,	Deji Aliu	NGR	6.58	0.145
6,	Donovan Powell	JAM	6.59	0.107
7,	Jason Livingston	GBR	6.63	0.118
8,	Bruny Surin	CAN	6.64	0.134

Greene was drawn in lane 3 with Gardener in 5 and Harden in 6. The two Americans, both from Kansas, raced clear from the opposition. Greene, the world record holder, appeared to cross the line first though it was hard to judge as the two men were three lanes apart. Gardener was a clear third. The replay confirmed the race had been very close; with Greene winning by just one hundredth.

**First round (First 2 and 12 fastest to semi-finals) (Mar 7)**

**Heat 1:** 1, Shirvington 6.52; 2, Gardener 6.54; 3, Schneider 6.59; 4, Chernovol 6.66; 5, Sylla Alseny Kobele GUI 6.97; 6, Timothy Brooks AIA 7.05; De-Von Bean BER DQ (r162.7)

**Heat 2:** 1, Theodoridis 6.56; 2, Greene 6.56; 3, Livingston 6.60; 4, Santos 6.71; 5, Turay 6.72; 6, Chris Donaldson NZL 6.73; 7, Rolando Blanco GUA 6.82; 8, Brahim Abdoulaye CHA 7.17

**Heat 3:** 1, Aliu 6.65; 2, Ito 6.68; 3, Dobos 6.71; 4, Renward Wells BAH 6.76; 5, Carlos Gats ARG 6.82; 6, Justin Ayassou TOG 6.82; 7, Mohd Yusof Alias SIN 6.94; Ryszard Pilarczyk POL DNS

**Heat 4:** 1, Harden 6.51; 2, Powell 6.51; 3, Nowak 6.57; 4, Asahara 6.63; 5, Nyambek 6.68; 6, Sayon Cooper LBR 6.74; 7, Remy Neville DMA 6.98; 8, Norberto Nsue Ondo GEQ 7.27

**Heat 5:** 1, Grand 6.61; 2, Blume 6.62; 3, Gibbons 6.64; 4, David Baxter AUS 6.72; 5, To Wai Lok HKG 6.76; 6, Stéphane Buckland MRI 6.81; 7, Pascal Dangbo BEN 6.86; 8, Eric Nkansah GHA 6.96

**Heat 6:** 1, Stewart 6.58; 2, Surin 6.58; 3, Pérez-Rionda 6.59; 4, Medvedev 6.66; 5, Patrick Mocci-Raoumbé GAB 6.80; 6, Alex Gabito PHI 6.94; 7, Molise Rammita LES 7.30; 8, Sisomphone Vongphakdy LAO 7.31

**Semi-finals (First 2 and 2 fastest to final) (Mar 7)**

**Heat 1:** 1, Harden 6.47; 2, Powell 6.50; 3, Aliu 6.50; 4, Koji Ito JPN 6.62; 5, O'Brian Gibbons CAN 6.71; 6, Gennadiy Chernovol KAZ 6.73; 7, Sanusi Turay SLE 6.77; Marcin Nowak POL DNS

**Heat 2:** 1, Greene 6.45; 2, Livingston 6.54; 3, Surin 6.57; 4, Yeórgos Theodoridis GRE 6.58; 5, Ray Stewart JAM 6.60; 6, Gábor Dobos HUN 6.62; 7, Watson Nyambek MAS 6.66; 8, Patrick Schneider GER 6.68

**Heat 3:** 1, Gardener 6.49; 2, Shirvington 6.53; 3, Pérez-Rionda CUB 6.58; 4, Marc

Blume GER 6.59; 5, Nobuharu Asahara JPN 6.60; 6, Cédric Grand SUI 6.64; 7, Vitaliy Medvedev KAZ 6.65; 8, Diego Santos ESP 6.70

## Lisbon 2001

### Final (Mar 11)

1,	Tim Harden	USA	6.44	0.135
2,	Tim Montgomery	USA	6.46	0.111
3,	Mark Lewis-Francis	GBR	6.51	0.127
4,	Freddy Mayola	CUB	6.55	0.118
5,	Matt Shirvington	AUS	6.55	0.128
6,	Tim Goebel	GER	6.59	0.153
7,	Yórgos Theodorídes	GRE	6.60	0.122
	Deji Aliu	NGR	DQ (r162.7)	

Maurice Greene decided not to defend his title, despite having equalled the world record at the US Championships ahead of Tim Harnden. Yet the United States still took gold and silver medals in Lisbon.

The three semi-final winners were Harnden, Montgomery and Aliu. In the 1997 championships, Aliu was disqualified from the semi-final after committing two false starts. In Lisbon, the same thing happened to him in the final to the Nigerian's disgust. The commotion took place in the lane to Harnden's left, but it did not seem to affect the American who started well and won easing up from Montgomery.

The revelation of the race was Mark Lewis-Francis, the 2000 World Junior Champion at 100m and still only 18. Drawn in the lane between the Americans, the British teenager won the bronze with a world junior indoor best (and now an official IAAF world junior indoor record). At 18 years 118 days, he became the youngest ever male medallist in the history of the championships starting in 1987.

### First round (Winner & 8 fastest to semi-finals) (Mar 11)

**Heat 1:** 1, Theodorídes 6.65; 2, Kawabata 6.82; 3, Konstantin Rurak UKR 6.83; 4, Peter Pulu PNG 6.89; 5, Vahagn Javakhyan ARM 6.99; 6, Diego Ferreira PAR 7.04; 7, Sunday Emmanuel NGR 7.18; 8, Timothy Brooks AIA 7.34

**Heat 2:** 1, Pavlakákis 6.59; 2, Krzywański 6.71; 3, Christian Malcolm GBR 6.77; 4, Rolando Blanco GUA 6.82; 5, Slaven Krajačić CRO 6.86; 6, Erol Mutlusoy TUR 6.95; 7, Youssef El-Harress LIB 7.10; 8, Jean-Marie Vianney Mouanada CGO 7.43

**Heat 3:** 1, Montgomery 6.60; 2, Mayola 6.63; 3, Frederick 6.75; 4, Ibrahim Meité CIV 6.77; 5, Dmitriy Vasilyev RUS 6.78; 6, Sayon Cooper LBR 6.91

**Heat 4:** 1, Harden 6.67; 2, Macrozonaris 6.70; 3, Wijmeersch 6.70; 4, Matic Šušteršič SLO 6.77; 5, Chiang Wai Hung HKG 6.81; 6, Eric Nkansah GHA 6.97; 7, Somephavanh Soukalune LAO 7.29

**Heat 5:** 1, José 6.65; 2, Éyana 6.65; 3, Verdecchia 6.71; 4, Carlos Santos PUR 6.82; 5, Idrissa Sanou BUR 6.95; 6, Gian Nicola Berardi SMR 7.00; 7, Dylan Menzies NFI 7.38; Leonard Myles-Mills GHA DNS

**Heat 6:** 1, Aliu 6.62; 2, Cali 6.66; 3, Asahara 6.66; 4, Chernovol 6.70; 5, Rachid Chouhal MLT 6.87; 6, Ahmad Nasr Ahmad EGY 6.89; 7, Rueben Apuri SOL 7.09

**Heat 7:** 1, Johnson 6.72; 2, Acman 6.73; 3, Bongelo 6.74; 4, Bychkov 6.74; 5, Watson Nyambek MAS 6.94; 6, Patrick Mocchi-Raoumbé GAB 7.00; 7, Arben Maka ALB 7.00; 8, Watson dos Anjos STP 7.23

**Heat 8:** 1, Lewis-Francis 6.61; 2, Shirvington 6.62; 3, Goebel 6.69; 4, Joseph Colville CRC 7.05; 5, Ram Khrisna Chaudhari NEP 7.09; 6, Francesco Scuderì ITA 7.13; 7, Fegamanu Sofai SAM 7.67

**Semi-finals (First 2 & 2 fastest to final) (Mar 11)**

**Heat 1:** 1, Aliu 6.55; 2, Lewis-Francis 6.56; 3, Shirvington 6.59; 4, Mayola 6.60; 5, Urban Acman SLO 6.70; 6, Luca Verdecchia ITA 6.74; 7, Bongelemba Bongelo BEL 6.84; 8, Shingo Kawabata JPN 6.85

**Heat 2:** 1, Montgomery 6.57; 2, Theodorídes 6.60; 3, Jérôme Éyana FRA 6.64; 4, Gennadiy Chernovol KAZ 6.69; 5, Patrick Johnson AUS 6.69; 6, Nobuharu Asahara JPN 6.72; 7, Marcin Krzywański POL 6.73; 8, Sergey Bychkov RUS 6.89

**Heat 3:** 1, Harden 6.52; 2, Goebel 6.59; 3, Venancio José ESP 6.61; 4, Angelos Pavlakákis GRE 6.63; 5, Nick Macrozonaris CAN 6.67; 6, Stéphane Cali FRA 6.68; 7, Peter Frederick TRI 6.72; 8, Erik Wijmeersch BEL 6.78

## Birmingham 2003

### Final (Mar 14)

1,	Justin Gatlin	USA	6.46	0.138
2,	Kim Collins	SKN	6.53	0.109
3,	Jason Gardener	GBR	6.55	0.132
4,	Mark Lewis-Francis	GBR	6.57	0.143
5,	Gábor Dobos	HUN	6.64	0.127
6,	Jérôme Éyana	FRA	6.64	0.141
7,	Markus Pöyhönen	FIN	6.65	0.152
8,	Deji Aliu	NGR	6.72	0.144

Gatlin had been lauded as a great talent in the United States but had never raced outside of that country until the first round during the opening session in Birmingham. He quickly made an impact, staying unusually low with his head down for half of the race before striding smoothly away to win. Gatlin's compatriot Trammell went out in the first round with an injured right hamstring. The semi-finals were won by Gatlin and the two British entrants, Gardener and Lewis-Francis. Kim Collins of St Kitts appeared to struggle to reach the final but once there, he made the fastest start in lane two. Across the track in lane six, Gatlin was also away well and surged in the last 20m for a clear victory. Collins edged Gardener, who repeated his 1999 bronze.

### First round (First 3 & 3 fastest to semi-finals) (Mar 14)

**Heat 1:** 1, Gatlin 6.53; 2, Thomas 6.73; 3, Tomlin 6.74; 4, Rok Predanic SLO 6.75; 5, Argo Golberg EST 6.77; 6, Amr Ibrahim Seoud EGY 6.93; 7, Andre Tambazah Amadie Islam COM 7.17; 8, Brian Mohammed SWZ 7.40

**Heat 2:** 1, Dobos 6.61; 2, Aliu 6.64; 3, Nagel 6.68; 4, Dovgal 6.68; 5, Stéphane Cali FRA 6.79; 6, Reanchai Srihawong THA 7.01; 7, Afzal Afzal Baig PAK 7.24; 8, Ibrahim Umar MDV 7.71

**Heat 3:** 1, Theodorídes 6.65; 2, Frater 6.72; 3, Yepishin 6.76; 4, Shen Yunbao CHN 6.76; 5, Terrence Trammell USA 6.77; 6, Chiang Wai Hung HKG 6.90; 7, Diego Valdés CHI 7.13; 8, Fegamanu Sofai SAM 7.72

**Heat 4:** 1, Gardener 6.61; 2, Nkansah 6.61; 3, Chernovol 6.69; 4, Éyana 6.71; 5, Aleksandr Smirnov RUS 6.73; 6, Idrissa Sanou BUR 6.77; 7, Peter Pulu PNG 6.79; 8, Suryo Agung Wibowo INA 6.82

**Heat 5:** 1, Collins 6.59; 2, Lewis-Francis 6.60; 3, Rabino 6.70; 4, Daniel Dubois SUI 6.77; 5, Erol Mutlusoy TUR 6.83; 6, Stéphane Buckland MRI 6.84; 7, Gian Nicola Berardi SMR 7.02; 8, Tony Ichiou NMA 7.44

**Heat 6:** 1, Lima 6.63; 2, Collio 6.66; 3, Angouono-Moke 6.67; 4, Nobuharu Asahara JPN 6.71; 5, Aristotelis Gavélas GRE 6.72; 6, Salem Al-Yami KSA 6.79; 7, Leo Myles-Mills GHA 6.83; 8, Diego Ferreira PAR 6.96

**Heat 7:** 1, Pöyhönen 6.58; 2, Katsantonis 6.64; 3, Vojnović 6.67; 4, Macrozonaris 6.71; 5, Matic Šušteršič SLO 6.76; 6, Darren Gilford MLT 6.87; 7, Vahagn Javakhyan ARM 6.97; 8, Jay Jay Capelle NRU 7.30

### Semi-finals (First 2 & 2 fastest to final) (Mar 14)

**Heat 1:** 1, Gatlin 6.56; 2, Éyana 6.67; 3, Yórgos Theodorídes GRE 6.68; 4, Lindel Frater JAM 6.69; 5, Gennadiy Chernovol KAZ 6.69; 6, Vicente de Lima BRA 6.70; 7, Simone Collio ITA 6.71; 8, David Tomlin CAN 6.83

**Heat 2:** 1, Lewis-Francis 6.55; 2, Dobos 6.58; 3, Aliu 6.59; 4, Collins 6.60; 5, Dejan Vojnović CRO 6.68; 6, Roger Angouono-Moke CGO 6.70; 7, Anatoliy Dovgal UKR 6.72; 8, Andrey Yepishin RUS 6.77

**Heat 3:** 1, Gardener 6.54; 2, Pöyhönen 6.59; 3, Eric Nkansah GHA 6.63; 4, Morné Nagel RSA 6.65; 5, Prodromos Katsantonis CYP 6.66; 6, Nicolas Macrozonaris CAN 6.67; 7, Andrea Rabino ITA 6.73; 8, Dwight Thomas JAM 7.33

## Budapest 2004

### Final (Mar 6)

1,	Jason Gardener	GBR	6.49	0.144
2,	Shawn Crawford	USA	6.52	0.158
3,	Yórgos Theodorídes	GRE	6.54	0.139
4,	Mickey Grimes	USA	6.55	0.139
5,	Matic Osovnikar	SLO	6.58	0.131
6,	Francis Obikwelu	POR	6.60	0.154
7,	Simone Collio	ITA	6.60	0.142
8,	Niconnor Alexander	TRI	6.76	0.139

The two-time bronze medallist Gardener was favourite, in spite of a defeat in his last race before Budapest when he was left at the start thinking a false start would be called. Gatlin did not defend but his training partner Crawford had moved down from 200m (which he won in Lisbon) and was the fastest in the heats. In the semis Gardener was the more impressive and from lane 3 had much the best start and pick-up of the finalists. He was not caught, although Crawford (lane 6) closed slightly at the end despite swerving from one side of his lane to the other.

### First round (First 2 & 8 fastest to semi-finals) (Mar 5)

**Heat 1:** 1, Osovnikar 6.60; 2, Chyła 6.63; 3, Ronald Pognon FRA 6.73; 4, Venancio José ESP 6.76; 5, Olusoji Fasuba NGR 6.78; 6, Harmon Harmon COK 7.23; 7, Fegamanu Sofai SAM 7.65

**Heat 2:** 1, Obikwelu 6.63; 2, Nkansah 6.64; 3, Angelos Pavlakákis GRE 6.72; 4, Gennadiy Chernovol KAZ 6.74; 5, Delwayne Delaney SKN 6.99; 6, Sébastien Gattuso MON 7.03; 7, Mohamed Tamim LIB 7.08

**Heat 3:** 1, Gardener 6.56; 2, Németh 6.65; 3, Souza 6.70; 4, Egbele 6.71; 5, Prodromos Katsantonis CYP 6.81; 6, Bob Colville CRC 6.97; 7, Mohamed Ould Brahim MTN 7.37

**Heat 4:** 1, Theodorídes 6.63; 2, Ostwald 6.67; 3, Leo Myles-Mills GHA 6.76; 4, Jarbas Mascarenhas BRA 6.76; 5, Aiah Yambasu SLE 6.87; 6, Seksarn Wongsala THA 6.92

**Heat 5:** 1, Crawford 6.52; 2, Alexander 6.55; 3, Macrozonaris 6.67; 4, Dovy 6.72; 5, Aleksandr Ryabov RUS 6.79; 6, Anthony Ferro BEL 6.74; 7, Souhaila Alamou BEN 6.92; 8, Nodjialdom Mobebe CHA 7.20

**Heat 6:** 1, Streete-Thompson 6.63; 2, Rabino 6.66; 3, Grimes 6.66; 4, Matic Šušteršič SLO 6.76; 5, Gary Ryan IRL 6.83; 6, Darren Gilford MLT 6.88; 7, Gian Nicola Berardi SMR 7.01

**Heat 7:** 1, Dobos 6.73; 2, Edgar 6.76; 3, Nathan Bongelo BEL 6.77; 4, Konstantin Rurak UKR 6.80; 5, Sherwin James DMA 6.92; 6, Jack Howard FSM 7.02; 7, Amr Mohamed Gharseldin EGY 7.02; 8, Surendra Bahadur Thanait NEP 7.25

**Heat 8:** 1, Powell 6.60; 2, Yepishin 6.64; 3, Collio 6.65; 4, Vojnović 6.69; 5, Buckland 6.72; 6, To Wai Lok HKG 6.80; 7, Diego Ferreira PAR 6.86; 8, Khalil Al-Hanahneh JOR 7.22

**Semi-finals (First 2 & 2 fastest to final) (Mar 5)**

**Heat 1:** 1, Gardener 6.49; 2, Obikwelu 6.60; 3, Grimes 6.62; 4, Eric Nkansah GHA 6.67; 5, Andrea Rabino ITA 6.69; 6, Gábor Dobos HUN 6.73; 7, Lueyi Dovy FRA 6.76; 8, Dejan Vojnović CRO 6.78

**Heat 2:** 1, Osovnikar 6.60; 2, Alexander 6.61; 3, Ronny Oswald GER 6.66; 4, Cláudio de Souza BRA 6.67; 5, Asafa Powell JAM 6.71; 6, Łukasz Chyła POL 6.73; 7, Aaron Egbele NGR 6.78; 8, Tyrone Edgar GBR 6.84

**Heat 3:** 1, Crawford 6.54; 2, Theodorides 6.55; 3, Collio 6.58; 4, Andrey Yepishin RUS 6.63; 5, Roland Németh HUN 6.63; 6, Kareem Streete-Thompson CAY 6.64; 7, Stéphan Buckland MRI 6.75; 8, Nicolas Macrozonaris CAN 7.23

**Moscow 2006**

**Final (Mar 10)**

1,	Leonard Scott	USA	6.50	0.124
2,	Andrey Yepishin	RUS	6.52	0.144
3,	Terrence Trammell	USA	6.54	0.171
4,	Matic Osovnikar	SLO	6.58	0.155
5,	Olusoji Fasuba	NGR	6.58	0.163
6,	Ronald Pognon	FRA	6.61	0.135
7,	Vicente de Lima	BRA	6.62	0.159
8,	Henry Vizcaino	CUB	6.84	0.153

Scott was the fastest entrant (6.52), and further enhanced his position as favourite with a semi-final win in 6.50 ahead of Fasuba. Other semi winners were local man Yepishin and hurdler Trammell, who had been fastest in the heats with 6.60. Scott led from the gun in the final, but was pressured all the way by the surprising Yepishin. Trammell, recovering from a stomach infection was a close third.

"I never dreamt that a silver medal was possible," said Yepishin, whose mother Yekaterina Podkopyeva was World Indoor Champion at 1500m in 1997.

The 2004 Champion Jason Gardener vacated the title, preferring to contest the Commonwealth Games (outdoors) in Melbourne later that month.

**First round (First 3 & 3 fastest to semi-finals) (Mar 10)**

**Heat 1:** 1, Dovgal 6.63; 2, Clarke 6.71; 3, de Lima 6.73; 4, Daniel Persson SWE 6.75; 5, Aleksandr Volkov RUS 6.79; 6, Vahagn Javakhyan ARM 7.03; 7, Ronald Parker TKS 7.28; 8, Chaleunsook Adoudomphonh LAO 7.34

**Heat 2:** 1, Vasyukov 6.66; 2, Scott 6.67; 3, Vizcaino 6.69; 4, Becerra 6.70; 5, Eric Nkansah GHA 6.71; 6, Chun Tang Yik HKG 6.89

**Heat 3:** 1, Fasuba 6.61; 2, Kankarafou 6.70; 3, Abeyie 6.81; 4, Maksim Lynsha BLR 6.85; 5, Wachara Sondée THA 6.88; 6, Liang Tse-Ching TPE 6.93; 7, I Made Budiasa INA 7.08; 8, Fawy Rawi Erzalmani SIN 7.09

**Heat 4:** 1, Pognon 6.67; 2, Lachkovics 6.71; 3, Findlay 6.74; 4, Daniel Abenzoar-Foule LUX 6.76; 5, Andreas Baumann SUI 6.77; 6, Nicconor Alexander TRI 6.78; 7, Tyrone Omar NMA 7.17; 8, Rikko Thoma NRU 7.34

**Heat 5:** 1, Yepishin 6.63; 2, Osovnikar 6.67; 3, N'Dri 6.74; 4, Raphael de Oliveira BRA 6.88; 5, Ricardo Williams JAM 6.91; 6, Mohamad Tamim LIB 7.03; 7, Francis Manioru SOL 7.07; 8, Ali Shareef MDV 7.33

**Heat 6:** 1, Trammell 6.60; 2, Scuderi 6.70; 3, Tran 6.70; 4, Kuć 6.70; 5, Bratoz 6.70; 6, Rolando Palacios HON 6.80; 7, Casnel Bushay VIN 6.84; 8, Pierre de Windt ARU 7.26

**Heat 7:** 1, Dobos 6.73; 2, Wen 6.73; 3, Mocholí 6.77; 4, Deji Aliu NGR 6.78; 5, Prodromos Katsantonis CYP 6.79; 6, Vyacheslav Muravyev KAZ 6.80; 7, Khalil Al-Hanahneh JOR 7.06; 8, Mervin Loizeau SEY 7.22

**Semi-finals (First 2 & 2 fastest to final) (Mar 10)**

**Heat 1:** 1, Yepishin 6.59; 2, Osovnikar 6.62; 3, Vizcaino 6.63; 4, Kael Becerra CHI 6.70; 5, Anatoliy Dovgal UKR 6.75; 6, Oudère Kankarafou FRA 6.78; 7, Nghi Tran FIN 6.79; 8, Tim Abeyie GBR 6.81

**Heat 2:** 1, Trammell 6.58; 2, Pognon 6.63; 3, Lerone Clarke JAM 6.66; 4, Eric N'Dri CIV 6.70; 5, Martin Lachkovics AUT 6.71; 6, Mark Findlay GBR 6.72; 7, Marko Bratoz SLO 6.73; 8, Gábor Dobos HUN 6.75

**Heat 3:** 1, Scott 6.50; 2, Fasuba 6.55; 3, de Lima 6.60; 4, Kostyantyn Vasyukov UKR 6.63; 5, Dariusz Kuć POL 6.64; 6, Francesco Scuderi ITA 6.69; 7, Wen Yongyi CHN 6.70; 8, Iván Mocholí ESP 6.75

**Valencia 2008**

**Final (Mar 7)**

1,	Olusoji Fasuba	NGR	6.51	0.149
=2,	Kim Collins	SKN	6.54 (6.535)	0.130
	Dwain Chambers	GBR	6.54 (6.535)	0.148
4,	Mike Rodgers	USA	6.57	0.154
5,	Vicente de Lima	BRA	6.60	0.149
6,	Uche Isaac	NGR	6.63	0.133
7,	Simeon Williamson	GBR	6.63	0.160
8,	Andrey Yepishin	RUS	6.70	0.162

Fasuba, a distant relative of Don Quarrie, had set the world's fastest time of the year – 6.51 – on the same track four weeks earlier. He duplicated that clocking in winning the third semi-final with some ease. The Nigerian's closest rivals appeared to be US champion Rodgers, who won his semi in 6.54, and Chambers.

The final saw Fasuba take control of the race after 10m, and he won by 30cm over Chambers and the ever-competitive Kim Collins, who tied for the silver. Rodgers placed fourth after reacting much slower than in his semi.

**First round (First 2 & 8 fastest to semi-finals) (Mar 7)**

**Heat 1:** 1, Chambers 6.69; 2, Isaac 6.74; 3, Bodrov 6.76; 4, Seoud 6.78; 5, Gibrilla Pato Bangura SLE 6.89; 6, Khalil Al-Hanahneh JOR 7.14; 7, Aisea Tohi TGA 7.24; 8, Reginaldo Micha Ndong GEQ 7.72

**Heat 2:** 1, Dixon 6.64; 2, Obikwelu 6.70; 3, Cerutti 6.73; 4, Becerra 6.75; 5, Danny D'Souza SEY 7.02; 6, Moudjib Toyb COM 7.03; 7, Michael Alico GUM 7.27; 8, Federico Gorrieri SMR 7.49

**Heat 3:** 1, Collins 6.70; 2, Yepishin 6.76; 3, José Carlos Moreira BRA 6.79; 4, Seth Amoo GHA 6.88; 5, Poh Seng Song SIN 6.93; 6, Sébastien Gattuso MON 6.94; 7, Taufik Rahmadi INA 6.97; 8, Tavita Solomona SAM 7.35

**Heat 4:** 1, Collio 6.71; 2, Mbandjock 6.72; 3, Hlushchenko 6.77; 4, Durant 6.78; 5, Omar Jouma Bilal Al-Salfa UAE 6.88; 6, Jack Howard FSM 7.13; 7, Abraham Kepsen VAN 7.44

**Heat 5:** 1, Fasuba 6.64; 2, Christian 6.67; 3, Vizcaino 6.70; 4, Chun Wai Leung HKG 6.97; 5, Idrissa Sanou BUR 7.03; 6, Aleksandr Abrahamyan ARM 7.38; 7, Dylan Menzies NFI 7.42

**Heat 6:** 1, Williamson 6.69; 2, Broening 6.74; 3, Heisen 6.77; 4, Ramil Guliyev AZE 6.84; 5, Darren Gilford MLT 6.99; 6, Pao Hin Fong MAC 7.07; 7, Rabangaki Nawai KIR 7.26; 8, Leon Mengloi PLW 7.51

**Heat 7:** 1, Plummer 6.65; 2, de Lima 6.71; 3, Alex Trembach ISR 6.93; 4, Adrian Ferreira PAR 7.19; 5, Kilakone Siphonexay LAO 7.41; Daniel Bailey ANT DQ (r162.7)

**Heat 8:** 1, Rodgers 6.62; 2, Rodriguez 6.69; 3, Rolando Palacios HON 6.83; 4, Jared Lewis VIN 6.89; 5, Lerone Clarke JAM 6.89; 6, Francis Manioru SOL 7.22; 7, Shahrifal Bahrin Zainal BRU 7.44

**Semi-finals (First 2 & 2 fastest to final) (Mar 7)**

**Heat 1:** 1, Chambers 6.55; 2, Isaac 6.65; 3, Francis Obikwelu POR 6.66; 4, Amr Amr Seoud EGY 6.69; 5, Igor Bodrov UKR 6.71; 6, Simone Collio ITA 6.74; 7, Leroy Dixon USA 6.75; 8, Henry Vizcaino CUB 6.77

**Heat 2:** 1, Rodgers 6.54; 2, de Lima 6.59; 3, Collins 6.61; 4, Williamson 6.63; 5, Martial Mbandjock FRA 6.65; 6, Fabio Cerutti ITA 6.69; 7, Kael Becerra CHI 6.80; 8, Adrian Durant ISV 6.86

**Heat 3:** 1, Fasuba 6.51; 2, Yepishin 6.60; 3, Yhann Plummer JAM 6.65; 4, Marius Broening GER 6.67; 5, Ángel David Rodríguez ESP 6.70; 6, Maarten Heisen NED 6.71; 7, Dmytro Hlushchenko UKR 6.72; 8, Brendan Christian ANT 6.72

**Doha 2010**

**Final (Mar 13)**

1,	Dwain Chambers	GBR	6.48	0.141
2,	Mike Rodgers	USA	6.53	0.135
3,	Daniel Bailey	ANT	6.57	0.141
4,	Trell Kimmons	USA	6.59	0.157
5,	Samuel Francis	QAT	6.62	0.149
6,	Ronald Pognon	FRA	6.65	0.155
7,	Nesta Carter	JAM	6.72	0.174
	Ibrahim Kabia	SLE	DNS	

With a time of 6.50, Valencia silver medallist Chambers was the fastest entrant. The form book was closely followed, as the Briton was the fastest in the heats and semi-finals. Rodgers had the quickest reaction in the final, then Chambers powered away to win by a half-metre from the American. In fifth place, Nigerian transferee Samuel Francis provided the best placing in Doha for the host nation.

For Chambers it was a first global gold medal, and the finest moment in his controversial career which included a three-year doping suspension. At 31 years 342 days, he became the oldest man to win this particular title. A less welcome record was set by Switzerland's Rolf Fongué in heat five of the first round. He became the first athlete at an IAAF World Championship to be instantly disqualified under the tightened false start ruling.

#### First round (First 3 & 3 fastest to semi-finals) (Mar 12)

**Heat 1:** 1, Kimmons 6.61; 2, Francis 6.63; 3, Morlu 6.68; 4, Eriguchi 6.75; 5, Teddy Tinmar FRA 6.88; 6, Calvin Kang Li Loong SIN 6.91; 7, Danny D'Souza SEY 6.97; 8, Jared Lewis VIN 7.06

**Heat 2:** 1, Chambers 6.59; 2, Oghoogheneonano 6.73; 3, Kabia 6.76; 4, Lai Chun Ho HKG 6.88; 5, Ággelos Aggelákis GRE 6.94; 6, John Howard FSM 7.30; 7, Moussa Camara GUI 7.39

**Heat 3:** 1, Mariano 6.66; 2, Al-Harhi 6.69; 3, Aikines-Aryeetey 6.72; 4, Vashurkin 6.75; 5, Yasser Al-Nashri KSA 6.83; 6, Yi Wei-Chen TPE 6.96; 7, Leon Mengloi PLW 7.45; 8, Quaski Itaia NRU 7.66

**Heat 4:** 1, Rodgers 6.69; 2, Green 6.73; 3, Pogonon 6.73; 4, Ben Youssef Meité CIV 6.76; 5, Martin Krabbe DEN 6.79; 6, David Lescay CUB 6.79; 7, Jack Iroga SOL 7.35

**Heat 5:** 1, Rodríguez 6.67; 2, Carter 6.69; 3, de Lima 6.75; 4, Smirnov 6.75; 5, Moses Kamut VAN 7.32; 6, Yacouba Mamane NIG 7.50; Rolf Fongué SUI DQ (r162.7)

**Heat 6:** 1, Moseley 6.76; =2, Martina & Mancini 6.77; 4, Lerone Clarke JAM 6.78; 5, Adrian Ferreira PAR 7.26; 6, Federico Gorrieri SMR 7.31; 7, Sibusiso Matsenjwa SWZ 7.39; 8, Jalal Kassab PLE 7.65

**Heat 7:** 1, Bailey 6.70; 2, Ghasemi 6.78; 3, Emelieze 6.78; 4, Iván Mocholí ESP 6.79; 5, Holder da Silva GBS 7.07; 6, George Pine KIR 7.46; 7, Tiraa Arere COK 7.64

#### Semi-finals (First 2 & 2 fastest to final) (Mar 13)

**Heat 1:** 1, Chambers 6.51; 2, Carter 6.64; 3, Peter Emelieze NGR 6.66; 4, Abraham Morlu LBR 6.67; 5, Barakat Al-Harhi OMA 6.67; 6, Ángel David Rodríguez ESP 6.69; 7, Masashi Eriguchi JPN 6.77; 8, Reza Ghasemi IRI 6.80

**Heat 2:** 1, Kimmons 6.55; 2, Bailey 6.62; 3, Francis 6.64; 4, Ibrahim Kabia SLE 6.65; 5, Egwero Oghoogheneonano NGR 6.68; 6, Pascal Mancini SUI 6.70; 7, Aleksandr Vashurkin RUS 6.77; Harry Aikines-Aryeetey GBR DNF

**Heat 3:** 1, Rodgers 6.56; 2, Pogonon 6.64; 3, Martina 6.65; 4, Rodney Green BAH 6.65; 5, Vicente de Lima BRA 6.69; 6, Ryan Moseley AUT 6.71; 7, Roman Smirnov RUS 6.74; Brian Mariano AHO DQ (r162.7)

#### 60 METRES

##### Multiple Medallists:

3	Jason Gardener	GBR	99-3, 03-3, 04-1
2	Pierfrancesco Pavoni	ITA	87-3, 89-3
	Bruny Surin	CAN	93-1, 95-1
	Tim Harden	USA	99-2, 01-1
	Kim Collins	SKN	03-2, 08-2=
	Dwain Chambers	GBR	08-2=, 10-1

##### Most Finals:

5	Surin		91-8, 93-1, 95-1, 97-5, 99-8
---	-------	--	------------------------------

##### Most Appearances:

6	Surin		89-6s2, 91-8, 93-1, 95-1, 97-5, 99-8
	Eric Nkansah	GHA	97-4s1, 99-8h5, 01-6h4, 03-3s3, 04-4s1, 06-5h2
5	Deji Aliu	NGR	97-dq/s1, 99-5, 01-dq/final, 03-8, 06-4h7
	Gábor Dobos	HUN	97-3h10, 99-6s2, 03-5, 04-6s1, 06-8s2

##### National Placings:

	1	2	3	4	5	6	7	8	Points
USA	6	6	1	5	-	1	-	-	124
GBR	2	2+1=	3	2	1	1	2	-	75.5
CAN	3	-	1	1	1	-	-	2	41
NGR	1	-	2	-	2	1	-	1	32
CUB	1	-	-	1	2	1	1	1	27
ITA	-	-	2	2	-	-	1	-	24
JAM	-	1	-	1	-	1	1	-	17
GRE	1	-	1	-	-	-	1	-	16
FRA	-	-	-	-	1	3+1=	-	-	15.5
SKN	-	1+1=	-	-	-	-	-	-	13.5
GER	-	-	-	-	1	2+1=	-	-	12.5
BEL	-	-	1	-	1	-	-	-	10
QAT	-	-	1	-	1	-	-	-	10
AUS	-	-	-	1	1	-	-	-	9
SLO	-	-	-	1	1	-	-	-	9
RUS	-	1	-	-	-	-	-	1	8
GHA	-	1	-	-	-	-	-	-	7
NAM	-	1	-	-	-	-	-	-	7
ANT	-	-	1	-	-	-	-	-	6

#### 60 Metres, continued

##### National Placings:

	1	2	3	4	5	6	7	8	Points
ANT	-	-	1	-	-	-	-	-	6
BRA	-	-	-	-	1	-	1	-	6
SWE	-	-	-	-	-	1	1	-	5
HUN	-	-	-	-	1	-	-	-	4
NZL	-	-	-	-	-	1	-	-	3
POR	-	-	-	-	-	1	-	-	3
FIN	-	-	-	-	-	-	1	-	2
URS	-	-	-	-	-	-	1	-	2
KAZ	-	-	-	-	-	-	-	1	1
TRI	-	-	-	-	-	-	-	1	1
<b>Totals</b>	<b>14</b>	<b>13+2=</b>	<b>13</b>	<b>14</b>	<b>14</b>	<b>13+2=</b>	<b>10</b>	<b>7</b>	<b>491</b>

## 200 Metres

## Paris 1985

### Final (Jan 19: Non-championship)

1,	Aleksandr Yevgenyev	URS	20.95
2,	Ade Mafe	GBR	20.96
3,	João da Silva	BRA	21.19
4,	Daniel Sangouma	FRA	21.36
5,	Albert Robinson	USA	21.54
6,	Dennis Mitchell	USA	21.92

Indoor specialist Yevgenyev – the European Indoor Champion – just managed to hold on for victory from the fast-finishing junior Mafe, two lanes to his outside. The 18 year-old Briton had set Commonwealth bests in both semi-final and final.

### First round (Winner & 7 fastest to semi-finals) (Jan 19)

**Heat 1:** 1, Robinson 21.63; 2, Barré 21.72; 3, Anri Grigorov BUL 22.01; 4, Jasem Goma'an Al-Dowaila KUW 22.63; 5, Alberto Izu PER 23.01

**Heat 2:** 1, Mitchell 21.39; 2, Kearney 21.76; 3, Vamvakas 21.84; 4, Jorge Burgos MEX 23.44

**Heat 3:** 1, da Silva 21.38; 2, Tilli 21.57; 3, Nabil Nahri SYR 23.47; Roberto Ramos CUB DNF

**Heat 4:** 1, Yevgenyev 21.54; 2, Purnomo 21.74; 3, Sangouma 21.75; 4, Agustin Santos CUB 22.48; 5, Mohammed Samantar YEM 22.95

**Heat 5:** 1, Mafe 21.58; 2, Peltier 21.97; 3, Giovanni Bongiorno ITA 22.13

### Semi-finals (First 3 to final) (Jan 19)

**Heat 1:** 1, Sangouma 21.20; 2, Robinson 21.23; 3, da Silva 21.36; 4, Stefano Tilli ITA 21.38; 5, Mohamed Yuhdi Purnomo INA 21.58; 6, David Peltier BAR 21.82

**Heat 2:** 1, Yevgenyev 21.11; 2, Mafe 21.13; 3, Mitchell 21.33; 4, Patrick Barré FRA 21.54; 5, Clayton Kearney AUS 21.67; 6, Georgios Vamvakas GRE 22.08

## Indianapolis 1987

### Final (Mar 8)

1,	Kirk Baptiste	USA	20.73
2,	Bruno Marie-Rose	FRA	20.89
3,	Robson da Silva	BRA	20.92
4,	Gilles Quénéhervé	FRA	20.97
5,	James Butler	USA	21.05
6,	Donovan Reid	GBR	21.53

As they stood at the start, the finalist's concentration was broken by the commotion which accompanied the winning pole vault by Sergey Bubka and a world high jump record by Stefka Kostadinova.

Once the race started, the early leader was United States record holder Butler, but he faded to fifth at the finish as the ungainly Baptiste surged ahead of world record holder Marie-Rose.

### First round (First 2 & 6 fastest to semi-finals) (Mar 6)

**Heat 1:** 1, Marie-Rose 21.15; 2, Kovács 21.58; 3, Peñalver 21.77; 4, Esteban Carpio DOM 22.53; Cyril Brioche SEY DQ

**Heat 2:** 1, Krylov 21.65; 2, Jules 21.79; 3, William George LBR 23.59; David Kitur KEN DNS

**Heat 3:** 1, Butler 21.27; 2, Enweani 21.32; 3, Sanchez 21.81; 4, Pale 21.95; 5, Lenford Ogarro VIN 22.65; Fabian Whymns BAH DNS

**Heat 4:** 1, Wright 21.61; 2, da Silva 21.63; 3, John Anzrah KEN 22.40; 4, Trevor Davis AIA 22.72; 5, Sunday Olweny UGA 23.02; Ronald Desruelles BEL DNS

**Heat 5:** 1, Quénéhervé 21.05; 2, Razgonov 21.19; 3, Reid 21.40; 4, Jimmy Flemming ISV 22.36; 5, Carl Chicksen ZIM 22.84; Greg Meghoo JAM DNS

**Heat 6:** 1, Baptiste 21.36; 2, Skamrahl 21.64; 3, Hodge 21.83; 4, Mautinho 22.17; 5, Rodney Cox TKS 23.05

**Semi-finals (First 2 to final) (Mar 6)**

**Heat 1:** 1, Baptiste 20.91; 2, Quénéhervé 21.39; 3, Cyprian Enweani CAN 21.48; 4, Dazel Jules TRI 21.57; 5, Leandro Peñalver CUB 21.95; Vladimir Krylov URS DNS  
**Heat 2:** 1, Marie-Rose 21.12; 2, Reid 21.30; 3, Erwin Skamrahl FRG 21.48; 4, Attila Kovács HUN 21.79; 5, Harouna Pale BUR 22.20; Marco Mautinho PER DNS  
**Heat 3:** 1, Butler 20.97; 2, da Silva 21.21; 3, Nikolay Razgonov URS 21.42; 4, Clive Wright JAM 21.73; 5, Neville Hodge ISV 22.26; Antonio Sanchez ESP DNF

**Budapest 1989**

**Final (Mar 3)**

1,	John Regis	GBR	20.54
2,	Ade Mafe	GBR	20.87
3,	Kevin Little	USA	21.12
4,	Sandro Floris	ITA	21.31
5,	Rob van de Klundert	NED	21.55
	Robson da Silva	BRA	DQ

The final had Regis in lane 4, da Silva in 5 and Mafe in 6. Regis had successfully protested about originally been drawn in 2 despite being the fastest semi-final winner.

The Briton later admitted that his anger about that issue spurred him on once the race started, and he closed up on da Silva who responded but in doing so took three strides in Regis's lane on the second half of the bend. Regis drew clear in the finishing straight while Mafe closed slightly on the Brazilian.

Da Silva was duly disqualified for a lane infringement and Regis also was investigated after having apparently ran on the outside edge of his lane going into the last bend. "Because you're running at a certain speed the momentum throws you out and I was fighting to stay in my lane," he admitted.

**First round (Winner & 8 fastest to semi-finals) (Mar 3)**

**Heat 1:** 1, da Silva 21.25; 2, Antonov 21.42; 3, Gudeta 21.90; 4, Troy Douglas BER 21.94; 5, Ayhan Bodur TUR 22.47; 6, Clinton Bufuku ZAM 23.25  
**Heat 2:** 1, Regis 21.17; 2, Popa 21.35; 3, Catalano 21.48; 4, Ian Morris TRI 22.19; Itai Iluz ISR DQ  
**Heat 3:** 1, Mafe 21.49; 2, Karaffa 21.57; 3, Luis Cunha POR 21.93; 4, Emmanuel Tuffuor GHA 22.09; 5, Trevor Davis AIA 22.90  
**Heat 4:** 1, Little 21.22; 2, van de Klundert 21.27; 3, Floris 21.34; 4, Marie-Rose 21.68  
**Semi-finals (First 3 to final) (Mar 3)**  
**Heat 1:** 1, Regis 20.81; 2, Floris 21.21; 3, van de Klundert 21.36; 4, Nikolay Antonov BUL 21.47; 5, László Karaffa HUN 21.51; Bruno Marie-Rose FRA DNS  
**Heat 2:** 1, da Silva 20.86; 2, Mafe 21.01; 3, Little 21.05; 4, Andrzej Popa POL 21.43; 5, Paolo Catalano ITA 21.90; 6, Alemayehu Gudeta ETH 21.90

**Seville 1991**

**Final (Mar 10)**

1,	Nikolay Antonov	BUL	20.67
2,	Linford Christie	GBR	20.72
3,	Ade Mafe	GBR	20.92
4,	Thomas Jefferson	USA	21.11
5,	Miguel Gómez	ESP	21.29
6,	Andrey Fedoriv	URS	21.65

After four faulty or false starts, Christie (lane 5) sped off the quickest in a bid to go one better than his 60m silver. Antonov (lane 4) had finished impressively in the earlier rounds and did so again, passing Christie halfway down the homestraight. The Bulgarian seemed more surprised than anyone else by his victory and was in tears at the medal ceremony.

**First round (First 2 & 6 fastest to semi-finals) (Mar 9)**

**Heat 1:** 1, Antonov 20.99; 2, Stevens 21.15; 3, Council 21.37; 4, Christian Boda MRI 22.14; Abdelali Kasbane MAR DNS  
**Heat 2:** 1, Fedoriv 21.20; 2, Mafe 21.27; 3, Fischer 21.37; 4, Douglas 21.54; 5, Dudley Den Dulk AHO 22.99; Eric Akogyiram GHA DNS  
**Heat 3:** 1, Floris 21.74; 2, Ratzemberger 21.84; 3, Trevor Davis AIA 22.44; 4, Clinton Bufuku ZAM 22.66; Emmanuel Tuffuor GHA DNS  
**Heat 4:** 1, Christie 21.35; 2, Cojocarou 21.42; 3, Valík 21.69; 4, Jules 21.75; 5, Benyouñs Lahlou MAR 22.08; 6, Joseph Gikonyo KEN 22.58  
**Heat 5:** 1, Jefferson 21.13; 2, Catalano 21.32; 3, Rodriguez 21.43; 4, Carlos Garcia DOM 23.63; Andreas Berger AUT DNS  
**Heat 6:** 1, Gómez 21.20; 2, Perrot 21.48; 3, Abdullahi Tetengi NGR 21.76; 4, Christopher Nibilo TAN 22.35; Rodney Cox TKS & Neil de Silva TRI DQ

**Semi-finals (First 2 to final) (Mar 9)**

**Heat 1:** 1, Antonov 20.83; 2, Mafe 20.95; 3, Sandro Floris ITA 21.17; 4, Franz Ratzemberger AUT 21.65; 5, Daron Council USA 21.74; 6, Dazel Jules TRI 21.91  
**Heat 2:** 1, Christie 21.12; 2, Jefferson 21.19; 3, Patrick Stevens BEL 21.33; 4, Eric Perrot FRA 21.43; 5, Luis Rodriguez ESP 21.67; 6, Jiří Valík TCH 22.41  
**Heat 3:** 1, Gómez 21.09; 2, Fedoriv 21.19; 3, Paolo Catalano ITA 21.36; 4, Daniel Cojocarou ROU 21.41; 5, Jeroen Fischer BEL 21.73; 6, Troy Douglas BER 21.78

**Toronto 1993**

**Final (Mar 14)**

1,	James Trapp	USA	20.63
2,	Damien Marsh	AUS	20.71
3,	Kevin Little	USA	20.72
4,	Iván García	CUB	20.82
5,	Nikolay Antonov	BUL	21.20
6,	Patrick Stevens	BEL	21.21

The US regained the title through James Trapp, who had clocked a personal best of 20.60 easing up at the finish of his semi-final. Little repeated his bronze medal from 1989, while defending champion Antonov finished only fifth.

The big favourite, Frankie Fredericks, withdrew with a hamstring injury after the first round.

**First round (First 2 & 2 fastest to semi-finals) (Mar 13)**

**Heat 1:** 1, Marsh 20.96; 2, Wariso 21.14; 3, Jiří Valík CZE 21.47; 4, Ray Stewart JAM 21.77; Emmanuel Tuffuor GHA DQ  
**Heat 2:** 1, Trapp 20.67; 2, Stevens 20.95; 3, Ogilvie 21.15; 4, Jason John GBR 21.25; 5, Daniel Cojocarou ROU 21.39  
**Heat 3:** 1, Little 20.93; 2, Pöstinger 21.18; 3, Neil de Silva TRI 21.43; 4, Ricardo Greenidge CAN 21.60; 5, John Mair JAM 21.86; Vyacheslav Kotcherjagin LAT DQ  
**Heat 4:** 1, Fredericks 21.04; 2, García 21.05; 3, Marco Menchini ITA 21.22; 4, André da Silva BRA 21.66; John Rosery LCA DQ  
**Heat 5:** 1, Antonov 20.99; 2, Widmer 21.09; 3, Fedoriv 21.13; 4, Sidnei Telles BRA 21.30; Afonso Ferraz ANG DQ  
**Semi-finals (First 2 & 2 fastest to final) (Mar 13)**  
**Heat 1:** 1, Trapp 20.60; 2, Antonov 21.07; 3, Peter Ogilvie CAN 21.18; 4, Kevin Widmer SUI 21.31; 5, Solomon Wariso GBR 21.31; Frankie Fredericks NAM DNS  
**Heat 2:** 1, Little 20.73; 2, García 20.78; 3, Marsh 20.79; 4, Stevens 20.98; 5, Christoph Pöstinger AUT 21.09; 6, Andrey Fedoriv RUS 21.19

**Barcelona 1995**

**Final (Mar 11)**

1,	Geir Moen	NOR	20.58
2,	Troy Douglas	BER	20.94
3,	Sebastian Keitel	CHI	20.98
4,	Donovan Bailey	CAN	21.08
	Sergey Osovich	UKR	DNS
	John Regis	GBR	DNS

Some observers – including the coach of European outdoor champion Geir Moen – were displeased with the track which had flat, sharp bends. It was Moen, however, who coped best. In the semi-finals he scored a psychologically important win over former champion Regis, who withdrew from the final injured. The Norwegian was an easy winner of the final from the outside lane. Keitel won his country's first ever IAAF medal, a bronze.

Among the absentees were Linford Christie and Frankie Fredericks. Three weeks earlier in Liévin, both had ran faster than the previous world record with times of 20.25 and 20.26.

**First round (First 2 & 6 fastest to semi-finals) (Mar 10)**

**Heat 1:** 1, Eriksson 21.04; 2, Osovich 21.11; 3, Keitel 21.24; 4, Ito 21.55; Haroun Korjie SLE DNS  
**Heat 2:** 1, Wariso 21.39; 2, Tolbert 21.57; 3, Navarro 21.61; 4, Angela Cipolloni ITA 21.92; 5, Bülent Eren TUR 22.15; 6, Marco Belizaire PAN 22.45  
**Heat 3:** 1, Bailey 21.33; 2, Sbokos 21.45; 3, Steve Brimacombe AUS 21.73; 4, Keith Smith ISV 21.81; 5, Valentin Ngbogo CAF 22.46  
**Heat 4:** 1, Foucan 21.35; 2, Cojocarou 21.47; 3, Mayoral 21.54; 4, Sergi Vidal AND 24.45; Tod Long USA DQ  
**Heat 5:** 1, Eriksson 21.21; 2, Regis 21.21; 3, Wymeersch 21.48; 4, Miguel Janssen ARU 21.90; 5, Boévi Lawson TOG 21.96  
**Heat 6:** 1, Moen 21.04; 2, Douglas 21.27; 3, Panayiotopoulos 21.43; 4, Brahim Abdoulaye CHA 22.10; 5, Mohamed Ould Brahim MTN 23.94

**Semi-finals (First 2 to final) (Mar 10)**

**Heat 1:** 1, Moen 20.59; 2, Regis 20.94; 3, Marc Foucan FRA 21.17; 4, Francisco Navarro ESP 21.64; 5, Daniel Cojocarou ROU 21.74; 6, Yeorgo Panayiotopoulos GRE 21.95

**Heat 2:** 1, Douglas 20.93; =2, Bailey & Torbjörn Eriksson SWE 21.06; 4, Thomas Stokos GRE 21.32; 5, Erik Wijmeersch BEL 21.94; 6, Jordi Mayoral ESP 22.06

**Heat 3:** 1, Keitel 21.07; 2, Osovich 21.13; 3, Niklas Eriksson SWE 21.15; 4, Rod Tolbert USA 21.72; 5, Koji Ito JPN 21.77; Solomon Wariso GBR DNF

**Paris 1997****Final (Mar 8)**

1,	Kevin Little	USA	20.40
2,	Iván García	CUB	20.46
3,	Francis Obikwelu	NGR	21.10
4,	Troy Douglas	BER	21.22
5,	Rohsaan Griffin	USA	21.27
	Ato Boldon	TRI	DNF

Defending Champion Moen did not even start his semi-final, withdrawing after having been assigned lane 3 in a race where he needed to beat Boldon or the experienced Little to reach the final. Boldon, the double Olympic bronze medallist, won in a championship record of 20.41 to establish himself as favourite for the gold.

In the final García was drawn in lane 4, inside Boldon and Little. Boldon was slightly ahead on the final bend before García closed suddenly on his inside. On Boldon's outside, Little was also in close contention. The American edged in front and appeared to be heading for victory when Boldon dramatically pulled up and fell over with a hamstring injury. The Trinidadian was booed, somewhat unsympathetically, by the crowd, as he was surrounded by helpers. Meanwhile he had lost his Championship record to Little, who concluded "I know how to take the bends."

**First round (First 2 and 6 fastest to semi-finals) (Mar 7)**

**Heat 1:** 1, Griffin 20.85; 2, García 21.03; 3, Douhou 21.21; 4, Pródromos Katsantónis CYP 21.32; 5, Francisco Navarro ESP 21.33; 6, Ioánnis Napliótis GRE 21.76

**Heat 2:** 1, Keitel 20.99; 2, Boldon 20.99; 3, Cipolloni 21.15; 4, Claudinei da Silva BRA 21.58; Eric Nkansah GHA DNS; Miguel Janssen ARU DNS

**Heat 3:** 1, Cheval 20.94; 2, Obikwelu 21.01; 3, van Balkom 21.15; 4, Koji Ito JPN 21.68; 5, Neil de Silva TRI 22.66; 6, Doli Aigbane COD 23.82

**Heat 4:** 1, Douglas 20.77; 2, Wijmeersch 21.02; 3, Ryan 21.13; 4, Marcelo da Silva BRA 21.50; 5, Doug Turner GBR 21.90; 6, Javier Verme PER 21.98

**Heat 5:** 1, Little 20.73; 2, Slehoobr 21.17; 3, Bernard 21.32; 4, Han Chaoming CHN 21.61; 5, Emmanuel Tuffuor GHA 21.88

**Heat 6:** 1, Moen 21.13; 2, Golding 21.18; 3, Gyulai 21.29; 4, Yeórgos Panayiotopoulos GRE 21.97; Giovanni Puggioni ITA DNF; Carlo Santa DOM DNS

**Semi-finals (First 2 to final) (Mar 7)**

**Heat 1:** 1, Obikwelu 20.82; 2, Douglas 20.89; 3, Patrick van Balkom NED 21.08; 4, Sebastian Keitel CHI 21.17; 5, Ivan Slehoobr CZE 21.61; 6, Miklós Gyulai HUN 22.13

**Heat 2:** 1, Boldon 20.41; 2, Little 20.46; 3, Julian Golding GBR 21.15; 4, Gaetan Bernard BEL 21.61; 5, Gary Ryan IRL 21.84; Geir Moen NOR DNS

**Heat 3:** 1, García 20.48; 2, Griffin 20.52; 3, Christophe Cheval FRA 20.83; 4, Erik Wijmeersch BEL 21.33; 5, Ahmed Douhou CIV 21.81; 6, Angelo Cipolloni ITA 21.87

**Maebashi 1999****Final (Mar 6)**

1,	Frankie Fredericks	NAM	20.10
2,	Obadele Thompson	BAR	20.26
3,	Kevin Little	USA	20.48
4,	Francis Obikwelu	NGR	20.85
5,	Koji Ito	JPN	20.95
6,	Rohsaan Griffin	USA	22.06

Fredericks (lane 6) was never headed as he sped to the finish in 20.10, second only to his world indoor record of 19.92. In the last 50m Thompson (lane 5) closed slightly, and his time of 20.26 moved him to third place on the world all-time list. In third place, defending champion Little collected his third world indoor 200m bronze medal.

The results showed how significant lane draws are in indoor 200m races. The runner drawn in lane 6 was first, lane 5 was second, lane 4

third etc. Poor Griffin, the world number one before Maebashi, drew lane one – just as he had in Paris 1997 – and wound up sixth.

**First round (First 2 and 4 fastest to semi-finals) (Mar 5)**

**Heat 1:** 1, Little 20.83; 2, Wohlsen 21.06; 3, Erik Wijmeersch BEL 21.74

**Heat 2:** 1, Thompson 20.84; 2, van Balkom 20.94; 3, John Regis GBR 21.23; 4, Bostjan Horvat SLO 21.35

**Heat 3:** 1, Obikwelu 20.87; 2, Todelo 21.02; 3, Pilarczyk 21.10; 4, Hamood Al-Dalhami OMA 21.99

**Heat 4:** 1, Fredericks 20.84; 2, Gats 21.08; 3, Petko Yankov BUL 21.10; 4, Chen Tien-Wen TPE 21.82; 5, Menzi Dlamini SWZ 22.57

**Heat 5:** 1, Alexópoulos 20.87; 2, Donaldson 21.01; 3, Markoullides 21.02; 4, Marc Foucan FRA 21.28; 5, Kazuhiro Takahashi JPN 21.35

**Heat 6:** 1, Griffin 20.83; 2, Adam 20.98; 3, Urbas 21.01; 4, O'Brian Gibbons CAN 21.31; 5, Silas Helo SOL 23.13

**Heat 7:** 1, Ito 20.76; 2, García 20.89; 3, Cheval 21.02; 4, Malik Louahla ALG 21.24; 5, Kwame Galloway MNT 24.32

**Semi-finals (First 2 to final) (Mar 5)**

**Heat 1:** 1, Thompson 20.55; 2, Griffin 20.81; 3, Marcin Urbas POL 21.01; 4, Patrick van Balkom NED 21.15; 5, Marcus Adam GBR 21.37; 6, Anninos Markoullides CYP 22.30

**Heat 2:** 1, Obikwelu 20.55; 2, Ito 20.63; 3, Aléxandros Alexópoulos GRE 20.98; 4, Juan Pedro Todelo MEX 21.13; 5, Darryl Wohlsen AUS 21.57; Ryszard Pilarczyk POL DNS

**Heat 3:** 1, Fredericks 20.18; 2, Little 20.32; 3, Chris Donaldson NZL 21.02; 4, Iván García CUB 21.24; 5, Christophe Cheval FRA 21.37; 6, Carlos Gats ARG 21.50

**Lisbon 2001****Final (Mar 10)**

1,	Shawn Crawford	USA	20.63
2,	Christian Malcolm	GBR	20.76
3,	Patrick van Balkom	NED	20.96
4,	Chris Williams	JAM	21.12
5,	Allyn Condon	GBR	21.69
	Kevin Little	USA	DNS

Crawford had placed only third in the US Championships but came into the team when the man who won that race, Coby Miller, broke a bone in his left leg. The other American, 1997 winner Kevin Little, pulled a muscle after winning his semi-final. Therefore only five men started the final, with the favourite being European Indoor Champion Christian Malcolm (lane 5). However, Crawford (lane 4) entered the straight three metres ahead. Malcolm closed a little but the American was never threatened.

The advantage given by outer lanes in this event was acknowledged in that lanes 1 and 2 were not used for the preliminary rounds. They were in the final, where prize money was at stake for six places.

**First round (Winner & 6 fastest to semi-finals) (Mar 9)**

**Heat 1:** 1, van Balkom 20.90; 2, Condon 20.93; 3, Ricardo Alves POR 21.83; 4, Anghelo Edmund PAN 22.34

**Heat 2:** 1, Crawford 20.86; 2, Chernovol 21.23; 3, Oleg Sergeev RUS 21.50; 4, Alieu Kamara SLE 22.26

**Heat 3:** 1, Williams 20.86; 2, Attene 21.23; 3, Enefiok Udo-Obong NGR 21.96; 4, Hamood Al-Dalhami OMA 21.99

**Heat 4:** 1, Zachoval 21.16; 2, Batangdon 21.21; Ommanandsingh Kowlessur MRI DQ (163.3) (21.67)

**Heat 5:** 1, Little 21.09; 2, Donati 21.35; 3, Dominic Demeritte BAH 21.52; 4, Chen Tien-Wen TPE 21.88

**Heat 6:** 1, Malcolm 21.05; 2, Loum 21.22; 3, Heber Viera URU 21.55; 4, Sayon Cooper LBR 21.98

**Semi-finals (First 2 to final) (Mar 9)**

**Heat 1:** 1, Malcolm 20.76; 2, van Balkom 20.77; 3, Gennadiy Chernovol KAZ 21.28; 4, Oumar Loum SEN 21.49

**Heat 2:** 1, Crawford 20.80; 2, Condon 21.12; 3, Radek Zachoval CZE 21.17; 4, Massimiliano Donati ITA 21.97

**Heat 3:** 1, Little 20.73; 2, Williams 20.78; 3, Joseph Batangdon CMR 21.43; 4, Alessandro Attene ITA 21.49

**Birmingham 2003****Final (Mar 15)**

1,	Marlon Devonish	GBR	20.62
2,	Joseph Batangdon	CMR	20.76
3,	Dominic Demeritte	BAH	20.92



- 4, Matic Osovnikar SLO 21.17
- 5, Marco Torrieri ITA 21.68
- Allyn Condon GBR DQ (r162.7)

Defending Champion Crawford crossed the line first in his semi in 20.50 but was disqualified for running inside his lane, as was his teammate Williams after a blatant transgression in the third semi. These were two out of 25 such disqualifications in Birmingham.

The United States loss was Britain's gain, for Devonish emerged as favourite and drew the favourable lane six in the final. That race was marred by the disqualification of the British number two, Condon. He false started twice yet disputed the judge's decision and insisted on racing under protest. Condon placed fifth but his disqualification held. Meanwhile, Devonish raced clear of Batangdon, who won his country's first medal at these championships.

**First round (First 2 to semi-finals) (Mar 14)**

*Djhone was advanced to semi-finals in recognition of a seeding error in this round*

**Heat 1:** 1, Torrieri 20.78; 2, Condon 21.14; 3, Johan Engberg SWE 21.36; Bruno Pacheco BRA DQ (r163.3)

**Heat 2:** 1, Batangdon 20.95; 2, Ryan 21.07; 3, Johan Wissman SWE 21.17; Heber Viera URU DQ (r163.3)

**Heat 3:** 1, Crawford 20.69; 2, Dacastello 21.29; 3, Santiago Ezquerro ESP 21.31; Roman Cress MHL DQ (r163.3)

**Heat 4:** 1, Osovnikar 20.77; 2, van Balkom 20.91; 3, Djhone 20.95; 4, Oumar Loum SEN 21.62

**Heat 5:** 1, Demeritte 21.00; 2, Brizzel 21.02; 3, Adrian Durant ISV 21.60; 4, Un Kei Chao MAC 22.42

**Heat 6:** 1, Devonish 20.78; 2, Williams 20.90; Damien Degroote FRA DQ (r163.3)

**Semi-finals (First 2 to final) (Mar 14)**

**Heat 1:** Demeritte 20.67; 2, Condon 21.03; 3, Leslie Djhone FRA 21.09; 4, Patrick van Balkom NED 21.26; Shawn Crawford USA DQ (r163.3) (20.50)

**Heat 2:** 1 Batangdon 20.65; 2, Osovnikar 20.87; 3, Gary Ryan IRL 21.13; 4, Stefano Dacastello ITA 21.20

**Heat 3:** 1, Devonish 20.63; 2, Torrieri 20.91; 3, Paul Brizzel IRL 20.96; Bobby Williams USA DQ (163.3)

**Budapest 2004**

**Final (Mar 7)**

- 1, Dominic Demeritte BAH 20.66
- 2, Johan Wissman SWE 20.72
- 3, Tobias Unger GER 21.02
- 4, Joseph Batangdon CMR 21.16
- 5, Jimmie Hackley USA 21.35
- 6, Marcin Urbás POL 21.49

The IAAF Council Meeting at Berlin in November 2003 decided that from 2006 this event would be removed from the programme of the World Indoor Championships because "it was clear that top performances depended solely on the lane draw." So Budapest 2004 would see the final world champions at the one-lap event.

The 1999 winner Fredericks became a victim of poor lane draws, he was assigned lane 4 in his heat where Ernst was able to win comfortably from lane 6. The Namibian qualified, but as a second-placer, he missed out on the chance for lane 5 or 6 in the semi-finals. In fact he was given lane 2 and did not start the race. In the final, Unger (lane 4) led until the advantage of the outer lanes came into play. Birmingham bronze medallist Demeritte made the most of the outside draw to defeat the favourite Wissman.

**First round (First 2 & 1 fastest to semi-finals) (Mar 6)**

**Heat 1:** 1, Batangdon 21.01; 2, Melfort 21.05; 3, Paul Hession IRL 21.12; 4, Heber Viera URU 21.36; 5, Marcelo Figueroa ESA 22.80

**Heat 2:** 1, Wissman 20.96; 2, Brizzel 21.12; 3, Louis Tristán PER 22.78; Matic Osovnikar SLO DNS

**Heat 3:** 1, Unger 20.98; 2, Alerte 21.15; 3, LaTonel Williams JAM 21.34; 4, Chris Meke Walasi SOL 23.83

**Heat 4:** 1, Dominic Demeritte BAH 20.99; 2, Tim Abeyie GBR 21.23; 3, Cláudio de Souza BRA 21.39; 4, Hamood Al-Dalhami OMA 21.97

**Heat 5:** 1, Sebastian Ernst GER 20.91; 2, Frankie Fredericks NAM 20.98; 3, Marcin Jędrusiński POL 21.02; Sultan Saeed MDV DQ (163.3)

**Heat 6:** 1, Allyn Condon GBR 21.06; 2, Coby Miller USA 21.32; 3, Oleg Sergeyev RUS 21.55; 4, Russel Roman PLW 23.68

**Heat 7:** 1, Marcin Urbás POL 20.79; 2, Jimmie Hackley USA 20.95; 3, Géza Pauer HUN 21.62; Jorge Conde NCA DQ (163.3)

**Semi-finals (First 2 to final) (Mar 6)**

**Heat 1:** 1, Batangdon 20.86; 2, Urbás 20.87; 3, Allyn Condon GBR 20.89; 4, David Alerte FRA 21.45; 5, Coby Miller USA 21.95

**Heat 2:** 1, Wissman 20.72; 2, Unger 20.87; 3, Marcin Jędrusiński POL 21.12; 4, Jimmy Melfort FRA 21.28; Frankie Fredericks NAM DNS

**Heat 3:** 1, Demeritte 20.75; 2, Hackley 20.94; 3, Sebastian Ernst GER 21.02; 4, Tim Abeyie GBR 21.80; Paul Brizzel IRL DNS

**200 METRES**

**Multiple Medallists:**

- 4 Kevin Little USA 89-3, 93-3, 97-1, 99-3
- 3 Ade Mafe GBR 85-2, 89-2, 91-3
- 2 Dominic Demeritte BAH 03-3, 04-1

**Most Finals:**

- 4 Little
- 3 Mafe

**Most Appearances:**

- 5 Little USA 89-3, 93-3, 97-1, 99-3, 01-dns/Final
- 4 Troy Douglas BER 89-4h1, 91-6s3, 95-2, 97-4
- Patrick van Balkom NED 97-3s1, 99-4s1, 01-3, 03-4s1

**National Placings:**

	1	2	3	4	5	6	7	8	Points
USA	4	-	3	1	4	2	-	-	77
GBR	2	4	1	-	1	1	-	-	57
FRA	-	1	-	2	-	-	-	-	17
BAH	1	-	1	-	-	-	-	-	14
BUL	1	-	-	-	1	-	-	-	12
BER	-	1	-	1	-	-	-	-	12
CMR	-	1	-	1	-	-	-	-	12
CUB	-	1	-	1	-	-	-	-	12
BRA	-	-	2	-	-	-	-	-	12
URS	1	-	-	-	-	1	-	-	11
NGR	-	-	1	1	-	-	-	-	11
NED	-	-	1	-	1	-	-	-	10
ITA	-	-	-	1	1	-	-	-	9
NAM	1	-	-	-	-	-	-	-	8
NOR	1	-	-	-	-	-	-	-	8
AUS	-	1	-	-	-	-	-	-	7
BAR	-	1	-	-	-	-	-	-	7
SWE	-	1	-	-	-	-	-	-	7
CHI	-	-	1	-	-	-	-	-	6
GER	-	-	1	-	-	-	-	-	6
CAN	-	-	-	1	-	-	-	-	5
JAM	-	-	-	1	-	-	-	-	5
SLO	-	-	-	1	-	-	-	-	5
ESP	-	-	-	-	1	-	-	-	4
JPN	-	-	-	-	1	-	-	-	4
BEL	-	-	-	-	-	1	-	-	3
POL	-	-	-	-	-	1	-	-	3
<b>Totals</b>	<b>11</b>	<b>11</b>	<b>11</b>	<b>11</b>	<b>10</b>	<b>6</b>	<b>0</b>	<b>0</b>	<b>344</b>

Event discontinued after 2004

**400 Metres**

**Paris 1985**

**Final (Jan 19: Non-championship)**

- 1, Thomas Schönlebe GDR 45.60 World Best
- 2, Todd Bennett GBR 45.97
- 3, Mark Rowe USA 46.31
- 4, Amadou Dia Bâ SEN 46.94
- 5, Phil Brown GBR 47.84
- 6, Angel Heras ESP 54.09

The East German teenager Schönlebe produced the best performance of the 1985 Games by substantially improving the world best of 45.79. Drawn in lane four, the reigning European Junior Champion raced through 200m in 21.48 to lead by five metres from Bennett. The Briton closed slightly at the end and became only the fourth man to crack 46 seconds indoors.

"Actually, I got excited and went out too fast," admitted Schönlebe. "But I was able to hold on, to my surprise – and pleasure."

**First round (First 2 & 2 fastest to semi-finals) (Jan 18)**

**Heat 1:** 1, Schönlebe 48.95; 2, Djédjémel 49.36; 3, Adalstein Bernhardsson ISL 50.37; 4, Khaled Hussain KUW 50.50; David Peltier BAR DNS

**Heat 2:** 1, Heras 47.88; 2, Daniel 47.96; 3, Ali St. Louis TRI 48.95; 4, Mike Okot UGA 50.19; Nabil Nahri SYR DNS

**Heat 3:** 1, Rowe 47.70; 2, Visserman 48.12; 3, Allan Ingraham BAH 48.14; 4, Ahmed Hamada BRN 48.80

**Heat 4:** 1, Bennett 47.19; 2, Ellsworth 47.96; 3, Martínez 48.06; 4, Ahmed Halim EGY 48.77; 5, Abdelali Kasbane MAR 48.93; 6, Kouadio Djetenan CIV 49.45

**Heat 5:** 1, Dia Bâ 47.55; 2, Brown 47.60; 3, Reyte 47.82; 4, Isidro del Prado PHI 48.35; 5, Gerry Delaney IRL 49.83; 6, Alberto Izu PER 51.19

**Semi-finals (First 3 to final) (Jan 18)**

**Heat 1:** 1, Dia Bâ 47.86; 2, Heras 47.89; 3, Brown 47.93; 4, Clarence Daniel USA 48.01; 5, Arjen Visserman NED 48.08; 6, Lázaro Martínez CUB 48.67

**Heat 2:** 1, Schönlebe 46.62; 2, Bennett 46.69; 3, Rowe 46.70; 4, Allan Ellsworth NED 48.09; 5, René Djédjémel CIV 49.09; 6, Carlos Reyte CUB 49.39

## Indianapolis 1987

**Final (Mar 7)**

1,	Antonio McKay	USA	45.98
2,	Roberto Hernández	CUB	46.09
3,	Michael Franks	USA	46.19
4,	Ian Morris	TRI	46.57
5,	Paul Harmsworth	GBR	46.59
6,	Arjen Visserman	NED	47.11

It was Hernandez who rushed to the front at the bell in 21.76. Franks followed with the favourite McKay third and stumbling at the end of the first bend. Hernandez – just one day after his 20th birthday – continued to run cleanly from the front and held a 2m lead from Franks into the straight while McKay was fighting to hold off Morris for the bronze. McKay then changed gears, passing Franks and then the young Cuban just before the line.”

**First round (First 2 & 4 fastest to final) (Mar 6)**

**Heat 1:** 1, McKay 47.33; 2, Harmsworth 47.33; 3, Kharizanov 47.44; 4, Mohamed Nordin Jadi MAS 50.34; 5, Isidro del Prado PHI 50.49

**Heat 2:** 1, Franks 47.54; 2, Morris 47.57; 3, Mauro Zuliani ITA 47.67; 4, David Kitur KEN 47.90; 5, Ahmed Hamada BRN 49.15

**Heat 3:** 1, Hernández 46.57; 2, Visserman 46.73; 3, Anzrah 46.96; 4, Ingraham 46.96; 5, Ugbisie 47.47; 6, Lenford Ogarro VIN 49.84

**Heat 4:** 1, Henrich 47.35; 2, Forde 47.49; 3, Sunday Uti NGR 48.18; 5, Ahmed Halim EGY 48.25; 6, Dawda Jallow GAM 50.00

**Semi-finals (First 3 to final) (Mar 6)**

**Heat 1:** 1, Morris 46.69; 2, Hernández 46.74; 3, Visserman 46.89; 4, Mark Henrich FRG 46.89; 5, John Anzrah KEN 47.35; 6, Moses Ugbisie NGR 47.41

**Heat 2:** 1, McKay 46.70; 2, Franks 46.78; 3, Harmsworth 46.97; 4, Allan Ingraham BAH 47.06; 5, Momchil Kharizanov BUL 47.18; 6, Elvis Forde BAR 47.42

## Budapest 1989

**Final (Mar 5)**

1,	Antonio McKay	USA	45.59
2,	Ian Morris	TRI	46.09
3,	Cayetano Cornet	ESP	46.40
4,	Slobodan Branković	YUG	46.48
5,	Brian Whittle	GBR	46.78
6,	Gabriel Tiacoh	CIV	47.35

McKay defended his title, but once again did so without leading until the second lap. This time it was Branković and Cornet who duelled for the lead with the Spaniard prevailing in 21.76 at the bell.

The American then timed his effort much better than in 1987 to move ahead on the last backstraight, hitting the front at 300m precisely. Morris also ran strongly in the second lap to make up three places. The winner's time was a US indoor record. "I wanted a world record," he said, "but I couldn't do it because of all the pushing."

**First round (Winner & 7 fastest to semi-finals) (Mar 4)**

**Heat 1:** 1, McKay 46.86; 2, Morris 47.09; 3, Visserman 47.11; 4, Antonio Sánchez ESP 47.60; 5, Luis Karim Toledo MEX 48.65

**Heat 2:** 1, Burnett 46.91; 2, Vaihinger 47.00; 3, Gusztáv Menczer HUN 47.43; 4, Romeo Gido PHI 47.63; 5, Patrick Delice TRI 47.86; 6, Ahmed Halim EGY 48.63

**Heat 3:** 1, Cornet 46.64; 2, Gudeta 47.14; 3, Todd Bennett GBR 47.35; 4, Tomasz Jedrusik POL 47.36; 5, Klaus Just FRG 47.67

**Heat 4:** 1, Tiacoh 47.00; 2, Daniel 47.20; 3, Toshio Watanabe JPN 47.97; 4, Troy Douglas BER 48.46; 5, Gerson Souza BRA 49.04

**Heat 5:** 1, Whittle 46.69; 2, Branković 46.69; 3, Cameron 46.93; 4, Ervin Kátóna HUN 47.33; 5, Anton Skerritt CAN 47.69

**Semi-finals (First 3 to final) (Mar 5)**

**Heat 1:** 1, McKay 46.06; 2, Cornet 46.30; 3, Morris 46.52; 4, Alemayehu Gudeta ETH 46.96; 5, Jörg Vaihinger FRG 47.01; 6, Howard Burnett JAM 47.18

**Heat 2:** 1, Branković 46.49; 2, Tiacoh 46.69; 3, Whittle 46.71; 4, Arjen Visserman NED 46.94; 5, Clarence Daniel USA 47.03; 6, Bert Cameron JAM 47.78

## Seville 1991

**Final (Mar 10)**

1,	Devon Morris	JAM	46.17
2,	Samson Kitur	KEN	46.21
3,	Cayetano Cornet	ESP	46.52
4,	Charles Jenkins	USA	47.18
5,	Howard Burnett	JAM	47.84
6,	Alvin Daniel	TRI	62.39

Morris took control of the race with a 21.80 first half and had just enough left in the second lap to hold off Kitur. A relieved Cornet made up two places in the last lap to repeat his 1989 bronze.

It was a pity that several potential winners, including Danny Everett, Michael Johnson and Thomas Schönlebe, chose not to compete for various reasons.

**First round (First 2 & 4 fastest to semi-finals) (Mar 8)**

**Heat 1:** 1, I Morris 47.03; 2, Cornet 47.11; 3, Greene 47.67; 4, Christopher Nibilo TAN 48.40; 5, Benyounes Lahlou MAR 48.94

**Heat 2:** 1, Kitur 47.04; 2, Burnett 47.11; 3, Pierre 47.18; 4, Christian Boda MRI 49.47; 5, Julio Caballero PAR 50.95; Dmitry Golovastov URS DNF

**Heat 3:** 1, Jenkins 47.17; 2, D Morris 47.28; 3, Amar Hacin ALG 47.95; 4, Inaldo Justino BRA 49.49; Desi Wynter ISV DQ; Morris Okinda TAN DNS

**Heat 4:** 1, Daniel 47.19; 2, Sánchez 47.33; 3, Garner 47.52; 4, Kasbane 47.56; 5, Roberto Bortolotto BRA 49.07

**Semi-finals (First 3 to final) (Mar 9)**

**Heat 1:** 1, D Morris 46.30; 2, Jenkins 46.55; 3, Cornet 46.69; 4, Abdelali Kasbane MAR 47.05; 5, Mark Garner AUS 47.06; Ian Morris TRI DNF

**Heat 2:** 1, Kitur 46.43; 2, Burnett 46.62; 3, Daniel 47.03; 4, Paul Greene AUS 47.20; 5, Raymond Pierre USA 47.51; 6, Antonio Sánchez ESP 47.59

## Toronto 1993

**Final (Mar 14)**

1,	Butch Reynolds	USA	45.26
2,	Sunday Bada	NGR	45.75
3,	Darren Clark	AUS	46.45
4,	Rico Lieder	GER	46.53
5,	Devon Morris	JAM	46.67
6,	Jason Rouser	USA	46.70

Reynolds was making his championship comeback following a 28-month suspension which the American had contested with the IAAF.

He confidently tucked into third place behind Bada (21.29) and Clark at halfway, then moved up to second spot as the surprising Bada kept leading through 300m in 32.6. The American sprinted past on the final bend.

**First round (First 2 & 2 fastest to semi-finals) (Mar 12)**

**Heat 1:** 1, Ismail 46.43; 2, Bada 46.57; 3, Dmitriy Kosov RUS 47.86; 4, Francis Ogola UGA 48.06; 5, Bekele Ergogo ETH 48.82; Anthony Wallace JAM DQ

**Heat 2:** 1, Lieder 46.63; 2, Lahlou 46.81; 3, Eronilde de Araújo BRA 47.50; 4, Troy Douglas BER 47.55; 5, Shigekazu Omori JPN 48.32; 6, Raymundo Escalante MEX 49.09

**Heat 3:** 1, Reynolds 46.37; 2, Clark 46.76; 3, Jackson 47.03; 4, Kan 47.16; 5, Marco Vaccari ITA 47.84

**Heat 4:** 1, Rouser 47.35; 2, D Morris 47.42; 3, Alvin Daniel TRI 47.56; 4, Anton Ivanov BUL 47.83; Emin Makhmudbekov AZE DQ

**Heat 5:** 1, Lemba 47.47; 2, Cornet 47.55; 3, John Lawson RSA 48.43; 4, Ian Morris TRI 49.91; Karsten Just GER DQ

**Semi-finals (First 2 & 2 fastest to final) (Mar 13)**

**Heat 1:** 1, Reynolds 45.70; 2, Lieder 46.16; 3, Clark 46.64; 4, D Morris 46.83; 5, Cephas Lemba ZAM 47.16; 6, Masayoshi Kan JPN 47.25

**Heat 2:** 1, Bada 46.29; 2, Rouser 46.80; 3, Mark Jackson CAN 47.10; 4, Cayetano Cornet ESP 47.12; Ibrahim Ismail QAT DQ; Benyounes Lahlou MAR DQ

## Barcelona 1995

**Final (Mar 12)**

1,	Darnell Hall	USA	46.17
2,	Sunday Bada	NGR	46.38

3,	Mikhail Vdovin	RUS	46.65
4,	Carlos Silva	POR	46.87
5,	Shon Ju-Il	KOR	46.90
6,	Calvin Davis	USA	47.19

For the second successive world indoor championships, Bada set the pace in the 400m final (21.31 at 200m). He won silver again, but came much closer to victory than in 1993. Hall moved in front only in the last 20m. "I was surprised when [he] took the lead," said Hall, "but I showed a lot of poise and character. We just had to see who was the stronger."

**First round (First 2 & 2 fastest to semi-finals) (Mar 10)**

**Heat 1:** 1, Davis 46.99; 2, Coombs 47.17; 3, Saber 47.18; 4, Wilson Cañizales COL 49.32

**Heat 2:** 1, Hall 46.32; 2, Bada 46.79; 3, Vdovin 47.20; 4, Seiji Inagaki JPN 47.59; 5, Paul Slythe GBR 47.66

**Heat 3:** 1, Ismail 47.59; 2, Silva 47.99; 3, Hiroyuki Hayashi JPN 48.07; 4, Bülent Eren TUR 49.09; 5, Mark Hylton GBR 50.26; Antonio Sánchez ESP DNF

**Heat 4:** 1, Just 47.63; 2, Shon 47.74; 3, Benyounes Lahlou MAR 48.07; 4, Desiré Pierre-Louis MRI 48.14; 5, Mukandila Kabongo COD 51.60; Andrea Nuti ITA DQ

**Heat 5:** 1, Voelkel 47.33; 2, Joubert 47.34; 3, Evripides Demosthenous CYP 47.95; 4, Bouchair Belcaid MAR 48.01; 5, Muhammed Amin PAK 50.23

**Semi-finals (First 3 to final) (Mar 11)**

**Heat 1:** 1, Bada 46.41; 2, Davis 46.53; 3, Silva 46.94; 4, Ashraf Saber ITA 47.33; 5, Eswort Coombs VIN 47.63; 6, Julian Voelkel GER 47.81

**Heat 2:** 1, Vdovin 46.91; 2, Hall 46.92; 3, Shon 47.48; 4, Karsten Just GER 47.53; 5, Michael Joubert AUS 47.78; Ibrahim Ismail QAT DNS

**Paris 1997**

**Final (Mar 9)**

1,	Sunday Bada	NGR	45.51
2,	Jamie Baulch	GBR	45.62
3,	Shunji Karube	JPN	45.76
4,	Robert Maćkowiak	POL	45.94
5,	Derek Mills	USA	46.30
	Troy McIntosh	BAH	DNF

After silvers in Toronto and Barcelona, Bada finally won a world indoor gold, defeating one of the major favourites in Paris in the process. Olympic relay silver medallist Baulch had been unbeaten all winter and seemed to be heading for another victory after a 21.30 first lap which gave him a healthy lead. Bada followed and struck at the start of the homestraight. He stole past Baulch to set a new African indoor record. Karube also finished fast to take Japan's first ever individual world indoor medal.

The athletics family was shocked and saddened by news of the death of Sunday Bada at the age of 42 on December 12, 2011.

**First round (First 2 and 4 fastest to semi-finals) (Mar 7)**

**Heat 1:** 1, Baulch 46.52; 2, McIntosh 46.59; 3, Rusterholz 46.65; 4, Omori 47.13; 5, Pablo Escribá ESP 49.90

**Heat 2:** 1, Bada 46.58; 2, Maćkowiak 46.64; 3, Andrés 47.14; 4, Péter Nyilasi HUN 48.21

**Heat 3:** 1, Parrela 46.84; 2, Vaccari 47.56; 3, Valentin Kulbatskiy UKR 47.76; 4, Kambon Sampson VIN 48.26; 5, Seck Man'diaye MTN 51.70; Michael McDonald JAM DNS

**Heat 4:** 1, Mills 47.10; 2, Laird 47.18; 3, Slobodan Branković YUG 47.42; 4, Vadim Zadovynov MDA 48.18

**Heat 5:** 1, Mashchenko 46.90; 2, Provost 46.94; 3, Karube 47.08; 4, Ibrahim Ismail QAT 47.32; 5, Carlos Toledo ESA 49.23; Neil De Silva TRI DNS

**Heat 6:** 1, Cárdenas 47.57; 2, Kovács 47.81; 3, Valdinei da Silva BRA 48.19; 4, Emmanuel Rubayiza RWA 50.25; Greg Haughton JAM DNS

**Heat 7:** 1, Hylton 47.58; 2, Minor 47.61; 3, Sinisa Pesa YUG 47.64; 4, Pierre-Marie Hilaire FRA 47.68; 5, Kevin Widmer SUI 47.81; 6, Mike Ezra UGA 53.74

**Semi-finals (First 2 to final) (Mar 8)**

**Heat 1:** 1, Baulch 46.02; 2, McIntosh 46.20; 3, Alejandro Cárdenas MEX 46.50; 4, Deon Minor USA 46.68; 5, Marco Vaccari ITA 47.54; 6, Antonio Andrés ESP 47.71

**Heat 2:** 1, Bada 46.06; 2, Mills 46.14; 3, Mark Hylton GBR 46.19; 4, Linval Laird JAM 47.01; 5, Dusan Kovacs HUN 47.23; 6, Shigekazu Omori JPN 47.34

**Heat 3:** 1, Karube 46.16; 2, Maćkowiak 46.22; 3, Sanderlei Parrela BRA 46.33; 4, Ruslan Mashchenko RUS 46.42; 5, Mathias Rusterholz SUI 47.16; 6, Kjell Provost BEL 48.30

**Maebashi 1999**

**Final (Mar 7)**

1,	Jamie Baulch	GBR	45.73	0.158
2,	Milton Campbell	USA	45.99	0.204
3,	Alejandro Cárdenas	MEX	46.02	0.120
4,	Troy McIntosh	BAH	46.05	0.223
5,	Roxbert Martin	JAM	46.85	0.148
6,	Lars Figura	GER	47.06	0.141

Baulch (lane 5) was again the favourite, but he looked to be in trouble at the break when the men either side of him were a few strides ahead. Then within 50m, the Welshman produced a breathtaking piece of acceleration to emerge in front at exactly 200m (21.13).

Despite the fast pace, Baulch held his form and into the straight it was clear he would not be caught. There was a close battle for the minor medals. McIntosh led off the last bend, but he was passed first by Campbell then, with his last stride, Cárdenas. All three fell over as they dipped for the line.

**First round (First 2 and 8 fastest to semi-finals) (Mar 5)**

**Heat 1:** 1, Martin 47.34; 2, Trull 47.51; 3, Laurent Clerc SUI 47.58; 4, Masayoshi Kan JPN 47.72; 5, Sinisa Pesa YUG 47.86; 6, Alejandro Navarro ESA 51.12

**Heat 2:** 1, McIntosh 46.49; 2, Minor 46.69; 3, Bada 46.87; 4, Osakada 47.00; 5, Iakovákis 47.13

**Heat 3:** 1, Cárdenas 46.45; 2, Figura 46.49; 3, Długosielski 46.90; 4, Vincent 47.15; 5, Du'aine Ladejo GBR 47.58; 6, Moses Kondowe MAW 50.39

**Heat 4:** 1, Baulch 46.46; 2, Canal 46.48; 3, Mango 46.64; 4, Czubak 47.04; 5, Salem Al Ameeri BRN 50.39; 6, Marcel Yambo Bakulu COD 51.18

**Heat 5:** 1, Campbell 46.77; 2, Parrela 46.81; 3, Šestak 47.00; 4, Kostás Kentéris GRE 47.35; 5, Darko Juričić CRO 47.36; 6, Carlos Santa DOM 47.56

**Semi-finals (First 2 to final) (Mar 6)**

**Heat 1:** 1, Cárdenas 46.51; 2, Figura 46.71; 3, David Canal ESP 46.93; 4, Sunday Bada NGR 47.07; 5, Piotr Długosielski POL 47.55; 6, Casey Vincent AUS 48.03

**Heat 2:** 1, Campbell 46.23; 2, McIntosh 46.32; 3, Sanderlei Parrela BRA 46.39; 4, Juan Vicente Trull ESP 46.88; 5, Jun Osakada JPN 46.95; Tomasz Czubak POL DNF

**Heat 3:** 1, Baulch 46.14; 2, Martin 46.34; 3, Matija Šestak SLO 46.84; 4, Fred Mango FRA 47.06; 5, Deon Minor USA 47.12; 6, Periklis Iakovákis GRE 47.23

**Lisbon 2001**

**Final (Mar 11)**

1,	Daniel Caines	GBR	46.40
2,	Milton Campbell	USA	46.45
3,	Danny McFarlane	JAM	46.74
4,	David Canal	ESP	46.99
5,	Mark Hylton	GBR	47.03
	James Davis	USA	DNF

Jamie Baulch did not defend but the title stayed in British hands through Caines. The 21 year-old led at halfway in 21.41 from McFarlane and Campbell. The Jamaican and American were close behind before Caines surged again on the final bend. Campbell made one final effort, overhauling McFarlane and almost catching Caines. He therefore repeated his Maebashi silver.

"I had two things to do today," reflected the winner. "Get to the bell first, and then work, work, work!"

**First Round (First 2 & 2 fastest to semi-finals) (Mar 9)**

**Heat 1:** 1, Hylton 46.79; 2, Laursen 46.82; 3, Gorban 46.91; 4, Carlos Silva POR 48.45; 5, Sugath Thilakarathne SRI 48.82; 6, Marcelo Figueroa ESA 49.35

**Heat 2:** 1, Caines 46.65; 2, Canal 46.85; 3, Bada 46.91; 4, Sanderlei Parrela BRA 47.53; 5, Shane Niemi CAN 47.80

**Heat 3:** 1, McFarlane 46.90; 2, Sánchez 47.02; 3, Robert Maćkowiak POL 47.24; 4, Rohan Pradeep Kumara SRI 48.02; 5, Jude Monye NGR 48.05; 6, Jun Osakada JPN 48.13

**Heat 4:** 1, Labidi 46.93; 2, Davis 47.01; 3, Andrey Semyonov RUS 47.01; 4, Piotr Rysiukiewicz POL 47.19; 5, Alain Rohr SUI 47.62; Bothwell Machihulu ZAM DQ (163.3) (52.81)

**Heat 5:** 1, Campbell 47.09; 2, Clarke 47.20; 3, Troy McIntosh BAH 47.66; 4, Steliós Dimótsios GRE 47.71; 5, Dmitriy Chumichkin AZE 48.52; 6, Bilal Khalid BRN 49.61

**Semi-finals (First 3 to final) (Mar 10)**

**Heat 1:** 1, Caines 46.43; 2, Campbell 46.69; 3, Canal 47.08; 4, Davian Clarke JAM 47.17; 5, Sunday Bada NGR 48.14; Sofiene Labidi TUN DQ (r163.3) (46.97)

**Heat 2:** 1, McFarlane 46.68; 2, Hylton 46.87; 3, Davis 46.90; 4, Felix Sánchez DOM 47.29; 5, Boris Gorban RUS 47.48; 6, Jimisola Laursen SWE 48.17

**Birmingham 2003****Final (Mar 16)**

1,	Tyree Washington	USA	45.34
2,	Daniel Caines	GBR	45.43
=3,	Jamie Baulch	GBR	45.99
	Paul McKee	IRL	45.99
5,	David McCarthy	IRL	46.61
6,	Daniel Batman	AUS	46.67

This event provided the clash of the championship: Defending Champion Caines, a local favourite, versus the United States Champion Washington. Their rivalry was evident from the first heat, where they were drawn together. Both wanted to get to the halfway point in first place and Washington prevailed by running a scorching 20.87 first half, with Caines alongside. The tall American impeded Caines twice on the second lap, but the Briton came through to win in an extravagant 45.85, far faster than his winning time in Lisbon. Though the British runner complained about Washington's actions, his team decided not to make an official protest. The two met again in the semis, when Caines followed Washington (21.45 at 200m) before edging past to win.

In the final, Caines (lane 5) again allowed Washington (lane 4) to race ahead at halfway in 21.12, following close behind and attacking down the final straight. He closed the gap, but the relaxed Washington stayed in front.

For the bronze medal, former champion Baulch and Irishman McKee crossed the line together. At first they were listed as equal third in 45.99, then Baulch was given third and McKee fourth. That's how it stayed for the medal ceremony, but a protest on behalf of McKee was upheld and he was awarded a shared bronze medal in a separate presentation at the end of the championships.

**First Round (First 2 & 4 fastest to semi-finals) (Mar 14)**

**Heat 1:** 1, Caines 45.85; 2, Washington 45.90; 3, Plawgo 46.33; 4, Labidi 46.47; Danny McFarlane JAM DNF; Rohan Pradeep Kumara SRI DQ (r163.3)

**Heat 2:** 1, Canal 46.39; 2, McKee 46.68; 3, Edoardo Vallet ITA 47.77; 4, California Molefe BOT 47.90; 5, Ernie Candelario PHI 48.86; Davian Clarke JAM DQ (r163.3)

**Heat 3:** 1, Baulch 46.44; 2, McCarthy 46.69; 3, Brown 46.74; 4, van Branteghem 46.75; 5, Román Basil PAN 49.46; Moses Kondowe MAW DQ (r163.3)

**Heat 4:** 1, Batman 46.11; 2, Vieru 46.84; 3, Damion Barry TRI 47.21; 4, Dmitriy Chumichkin AZE 48.11; Alleyne Francique GRN DQ (r163.3); Corey Nelson USA DQ (r163.3)

**Semi-finals (First 3 to final) (Mar 15)**

**Heat 1:** 1, McKee 46.24; 2, Baulch 46.74; 3, Batman 46.76; 4, Ioan Vieru ROU 47.01; 5, Christopher Brown BAH 47.03; 6, Sofiene Labidi TUN 47.14

**Heat 2:** 1, Caines 46.24; 2, Washington 46.50; 3, McCarthy 46.61; 4, Marek Plawgo POL 46.82; 5, Cédric van Branteghem BEL 47.01; 6, David Canal ESP 47.17

**Budapest 2004****Final (Mar 6)**

1,	Alleyne Francique	GRN	45.88
2,	Davian Clarke	JAM	45.92
3,	Gary Kikaya	COD	46.30
4,	Sofiène Labidi	TUN	46.48
5,	Milton Campbell	USA	46.74
6,	Joe Mendel	USA	47.34

Francique – was disqualified from the heats in 2003 – ran comfortably from lane 5 to lead at the bell in 21.57 with Clarke and Kikaya following. On the last backstraight, Clarke edged in front, but not by enough to be able to overtake the Grenadian athlete on the bend. In the final straight the Jamaican moved wide again and closed on Francique, but like Caines versus Washington in 2003, the man who led at the bell held on for the gold. So Grenada gained their first World Champion.

**First round (First 2 & 2 fastest to semi-finals) (Mar 5)**

**Heat 1:** 1, Campbell 47.35; 2, Haughton 47.71; 3, Lloyd Zvasiya ZIM 47.81; 4, Adam Potter GBR 47.82; 5, Man Fong Cheong MAC 55.17

**Heat 2:** 1, Labidi 46.97; 2, Brown 47.08; 3, Salvador Rodriguez ESP 47.53; Ioan Vieru ROU DQ (r40.8) (47.07)

**Heat 3:** 1, Mendel 47.33; 2, Vincent 47.42; 3, California Molefe BOT 47.58; 4, Ato Modibo TRI 47.62; 5, Chris Lloyd DMA 47.78

**Heat 4:** 1, Clarke 46.36; 2, Canal 46.67; 3, Szeglet 46.92; 4, McCarthy 46.94; 5, Ernie Candelario PHI 48.92; 6, Geoffrey Bai PNG 50.57

**Heat 5:** 1, Francique 46.76; 2, Kikaya 47.09; 3, Robert Daly IRL 47.42; 4, Nagmeldin Ali Abubakr SUD 47.85; Marcelo Figueroa ESA DNS

**Semi-finals (First 3 to final) (Mar 6)**

**Heat 1:** 1, Clarke 46.34; 2, Kikaya 46.46; 3, Mendel 46.56; 4, David Canal ESP 46.70; 5, David McCarthy IRL 47.34; 6, Casey Vincent AUS 47.68

**Heat 2:** 1, Francique 46.32; 2, Labidi 46.61; 3, Campbell 46.67; 4, Chris Brown BAH 46.68; 5, Greg Haughton JAM 46.81; 6, Zsolt Szeglet HUN 47.16

**Moscow 2006****Final (Mar 12)**

1,	Alleyne Francique	GRN	45.54
2,	California Molefe	BOT	45.75
3,	Chris Brown	BAH	45.78
4,	Davian Clarke	JAM	45.93
5,	Milton Campbell	USA	46.15
6,	Dmitriy Petrov	RUS	47.33

Defending champion Francique was the slowest heat winner with 46.79, some 1.05 seconds slower than Molefe, the quickest man in the first round. Disqualified for a lane violation was US number one LaShawn Merritt. Francique edged Molefe 45.86 to 46.02 in the semi-finals, and then the Grenadan surged to the front in the final, passing 200m in 21.11, just ahead of Chris Brown. Molefe improved from fourth to second in the last 100m, but for the fifth time in succession, the leader at 200m went on to be the victor.

**First round (First 2 & 2 fastest to semi-finals) (Mar 10)**

**Heat 1:** 1, Molefe 45.74; 2, Petrov 46.29; 3, Aleksey Rachkovsky UKR 47.13; 4, Santiago Ezquerro ESP 47.36; 5, David Gillick IRL 47.61; 6, Sou Chon Kin MAC 49.95

**Heat 2:** 1, Francique 46.79; 2, Marciszyn 46.88; 3, Faller 47.02; 4, Valentin Bulichev AZE 48.26; Sanjay Ayre JAM DQ (r163.3) (48.30)

**Heat 3:** 1, Brown 46.64; 2, Frolov 46.69; 3, Santa 47.00; 4, Isaac Yaya PYF 48.45; Asad Iqbal PAK DQ (r163.3) (48.46)

**Heat 4:** 1, Campbell 46.67; 2, Dabrowski 46.80; 3, Arismendy Peguero DOM 47.32; 4, Chris Lloyd DMA 47.33; 5, Andrés Silva URU 47.50; 6, Brice Panel FRA 48.52

**Heat 5:** 1, Clarke 46.37; 2, McCarthy 46.68; 3, David Canal ESP 47.38; 4, Anderson Jorge dos Santos BRA 48.19; 5, Nicholas Mangham PLW 54.80; LaShawn Merritt USA DQ (r163.3) (46.03)

**Semi-finals (First 3 to final) (Mar 11)**

**Heat 1:** 1, Francique 45.86; 2, Molefe 46.02; 3, Campbell 46.22; 4, Daniel Dabrowski POL 46.61; 5, Ruwen Faller GER 46.67; 6, Vladislav Frolov RUS 47.11

**Heat 2:** 1, Brown 46.10; 2, Clarke 46.23; 3, Petrov 46.44; 4, Marcin Marciszyn POL 46.97; 5, Carlos Santa DOM 47.11; 6, David McCarthy IRL 47.11

**Valencia 2008****Final (Mar 9)**

1,	Tyler Christopher	CAN	45.67
2,	Johan Wissman	SWE	46.04
3,	Chris Brown	BAH	46.26
4,	Nery Brenes	CRC	46.65
5,	Maksim Dyldin	RUS	46.79
6,	Sean Wroe	AUS	46.93

Christopher, who had not even run an indoor 400m before February 2008, was top of the entry list with 45.80, but Wissman stamped himself as the favourite with a first round win in 46.12. Wissman was edged by Christopher in the first semi-final, and eliminated was David Neville, who would go on to win Olympic bronze in Beijing.

In the final, Wissman drew lane four with Christopher in five and Brown in six. The three were level approaching the bell before Wissman edged ahead in 21.10. Christopher then fell back while the other two battled it out. With 100m to go Wissman and Brown were duelling for the lead, and Christopher was two metres behind, but then the Canadian produced an irresistible finish to win clearly from Wissman while Brown repeated his 2006 bronze.

**First round (First 2 & 2 fastest to semi-finals) (Mar 7)**

**Heat 1:** 1, Wroe 47.23; 2, Buck 47.54; 3, Greg Nixon USA 47.64; 4, Mark Ujakpor ESP 47.94

**Heat 2:** 1, Brenes 46.45; 2, Lloyd 46.79; 3, Alekseyev 47.07; 4, Steven Green GBR 47.44; 5, Arismendy Peguero DOM 47.45

**Heat 3:** 1, Christopher 47.06; 2, Molefe 47.22; 3, Michael Mathieu BAH 47.34; 4, Clemens Zeller AUT 47.34

**Heat 4:** 1, Dylidin 46.96; 2, Neville 47.43; 3, Edino Steele JAM 47.51; 4, Andrés Silva URU 47.54; 5, Carlos Santa DOM 48.10; Dalibor Spasovski MKD DNF

**Heat 5:** 1, Wissman 46.12; 2, Brown 46.47; 3, Barrett 47.02; 4, Mamoudou Hanne MLI 48.44; 5, Alleyne Francique GRN 48.64; 6, Takeshi Fujiwara ESA 48.82

**Semi-finals (First 3 to final) (Mar 8)**

**Heat 1:** 1, Christopher 46.57; 2, Wissman 46.86; 3, Wroe 47.13; 4, Denis Alekseyev RUS 47.18; 5, California Molefe BOT 47.74; 6, David Neville USA 48.18

**Heat 2:** 1, Brown 46.68; 2, Brenes 46.85; 3, Dylidin 46.92; 4, Chris Lloyd DMA 46.92; 5, Richard Buck GBR 47.60; 6, DeWayne Barrett JAM 48.41

**Doha 2010**

**Final (Mar 13)**

1,	Chris Brown	BAH	45.96
2,	William Collazo	CUB	46.31
3,	Jamaal Torrance	USA	46.43
4,	Nery Brenes	CRC	46.55
5,	Bershawn Jackson	USA	46.84
	David Gillick	IRL	DQ (r163.2) (46.62)

Jackson (45.41) and Gillick (45.52) had the fastest pre-Doha times of those entered, and they were quickest in the semi-finals, with marks of 46.13 and 46.15 in the first of the semis. However as the Irishman only placed second in that heat, he ended up with an unfavourable draw (lane three) for the final. In that race, the two-time bronze medallist Brown led at halfway (21.28) from Jackson, Torrance and Gillick. The Irishman progressed to third place round the final bend, but then attempted to pass Jackson on the inside, causing a collision which destroyed the chances of both men and led to Gillick's disqualification. Meanwhile Brown glided to victory, while an ecstatic Collazo swept through for the silver.

**First round (First 2 & 2 fastest to semi-finals) (Mar 12)**

**Heat 1:** 1, Buryak 47.03; 2, Mathieu 47.10; 3, Rabah Yousif SUD 47.21; 4, Santiago Ezquerro ESP 47.26; 5, Takeshi Fujiwara ESA 48.21; Renny Quow TRI DNF

**Heat 2:** 1, Gillick 46.72; 2, Collazo 46.78; 3, Chambers 47.06; 4, Dale Garland GBR 48.26; 5, Wala Gime PNG 49.92

**Heat 3:** 1, Jackson 46.87; 2, Brenes 46.94; 3, Buck 47.02; 4, Clemens Zeller AUT 47.39; 5, Lewis Banda ZIM 48.85; 6, Gakologelwang Masheto BOT 50.96

**Heat 4:** 1, Torrance 46.70; 2, Steele 46.80; 3, Brian Gregan IRL 47.26; 4, Nicolas Fillon FRA 48.28; 5, Jarrin Solomon TRI 48.37; 6, Matthew Pangelinan GUM 55.33

**Heat 5:** 1, Brown 46.95; 2, Alekseyev 47.18; 3, Marcin Marciszyn POL 47.23; 4, Arismendy Peguero DOM 47.28; 5, Andrés Silva URU 49.09

**Semi-finals (First 3 to final) (Mar 12)**

**Heat 1:** 1, Jackson 46.13; 2, Gillick 46.15; 3, Collazo 46.34; 4, Edino Steele JAM 46.84; 5, Michael Mathieu BAH 47.09; 6, Denis Alekseyev RUS 47.22

**Heat 2:** 1, Brown 46.64; 2, Torrance 46.69; 3, Brenes 46.73; 4, Dmitry Buryak RUS 46.95; 5, Richard Buck GBR 47.70; 6, Ricardo Chambers JAM 48.02

**400 METRES**

**Multiple Medallists:**

3	Sunday Bada	NGR	93-2, 95-2, 97-1
	Jamie Baulch	GBR	97-2, 99-1, 03-3=
	Chris Brown	BAH	06-3, 08-3, 10-1
2	Antonio McKay	USA	87-1, 89-1
	Cayetano Cornet	ESP	89-3, 91-3
	Milton Campbell	USA	99-2, 01-2
	Daniel Caines	GBR	01-1, 03-2
	Alleyne Francique	GRN	04-1, 06-1

**Most Finals:**

4	Campbell	99-2, 01-2, 04-5, 06-5
3	Bada	
	Baulch	
	Brown	

**Most Appearances:**

5	Bada	93-2, 95-2, 97-1, 99-4s1, 01-5s1
	David Canal	ESP 99-3s1, 01-4, 03-6s2, 04-4s1, 06-3h5
	Brown	03-5s1, 04-4s2, 06-3, 08-3, 10-1
4	Ian Morris	TRI 87-4, 89-2, 91-dnf/s1, 93-4h5
	Campbell	99-2, 01-2, 04-5, 06-5
	Davian Clarke	JAM 01-4s1, 03-dq/h2, 04-2, 06-4
	Francique	03-dq/h4, 04-1, 06-1, 08-5h5
	California Molefe	BOT 03-4h2, 04-3h3, 06-2, 08-5s1

400 Metres, continued

**National Placings:**

	1	2	3	4	5	6	7	8	Points
USA	5	2	3	1	3	4	-	-	101
GBR	2	3	1=	-	4	-	-	-	58.5
JAM	1	1	1	1	3	-	-	-	38
BAH	1	-	2	1	-	-	-	-	25
NGR	1	2	-	-	-	-	-	-	22
ESP	-	-	2	1	-	1	-	-	20
GRN	2	-	-	-	-	-	-	-	16
GER	1	-	-	1	-	1	-	-	16
TRI	-	1	-	1	-	1	-	-	15
CUB	-	2	-	-	-	-	-	-	14
IRL	-	-	1=	-	2	-	-	-	13.5
RUS	-	-	1	-	1	1	-	-	13
AUS	-	-	1	-	-	2	-	-	12
CRC	-	-	-	2	-	-	-	-	10
CAN	1	-	-	-	-	-	-	-	8
BOT	-	1	-	-	-	-	-	-	7
KEN	-	1	-	-	-	-	-	-	7
SWE	-	1	-	-	-	-	-	-	7
COD	-	-	1	-	-	-	-	-	6
JPN	-	-	1	-	-	-	-	-	6
MEX	-	-	1	-	-	-	-	-	6
POL	-	-	-	1	-	-	-	-	5
POR	-	-	-	1	-	-	-	-	5
SEN	-	-	-	1	-	-	-	-	5
TUN	-	-	-	1	-	-	-	-	5
YUG	-	-	-	1	-	-	-	-	5
KOR	-	-	-	-	1	-	-	-	4
CIV	-	-	-	-	-	1	-	-	3
NED	-	-	-	-	-	1	-	-	3
<b>Totals</b>	<b>14</b>	<b>14</b>	<b>13+2=</b>	<b>13</b>	<b>14</b>	<b>12</b>	<b>0</b>	<b>0</b>	<b>456</b>

**800 Metres**

**Paris 1985**

**Final (Jan 19: Non-championship)**

1,	Colomán Trabado	ESP	1:47.42
2,	Benjamin González	ESP	1:47.94
3,	Ikem Billy	GBR	1:48.28
4,	Petru Drăgoescu	ROU	1:48.34
5,	André Lavie	FRA	1:50.29
6,	Tonino Viali	ITA	1:50.85

Drăgoescu led at halfway in 53.05, before a decisive burst along the final backstraight carried Trabaldo into a winning lead. The Spaniard had employed precisely the same tactic to win the 1983 European Indoor title.

The Romanian ended up without a medal, having been outkicked by Britain's Ikem Billy.

**First round (First 2 & 2 fastest to final) (Jan 18)**

**Heat 1:** 1, Drăgoescu 1:49.20; 2, González 1:49.40; 3, Billy 1:49.66; 4, Lavie 1:50.54; 5, Jack McIntosh USA 1:52.85; 6, Assar Hassan Allah SUD 1:56.27; 7, Yeung Sai Mo HKG 1:56.47

**Heat 2:** 1, Trabado 1:50.33; 2, Viali 1:50.82; 3, Didier Marquant FRA 1:50.98; 4, Roland Weedon GBR 1:51.17; 5, Luis Migueles ARG 1:53.89; 6, Khaled Khalifa KUW 1:57.30

**Indianapolis 1987**

**Final (Mar 8)**

1,	José Luiz Barbosa	BRA	1:47.49
2,	Vladimir Graudyň	URS	1:47.68
3,	Faouzi Lahbi	MAR	1:47.79
4,	Stanley Redwine	USA	1:47.81
5,	Dieudonné Kwizéra	BDI	1:47.87
6,	Slobodan Popović	YUG	1:48.07
7,	Babacar Niang	SEN	1:48.33
8,	Rob Druppers	NED	1:48.89

Kwizéra and Redwine (52.71 at 400m) were the early leaders, both shadowed by Barbosa. Redwine still led at 600m (80.48), before being overtaken by the Brazilian at the start of the finishing straight.

The winner apparently needed to be persuaded to enter the championships by the Brazilian Government.

**First round (First 2 & 2 fastest to final) (Mar 6)**

**Heat 1:** 1, Niang 1:50.71; 2, Kwizéra 1:50.74; 3, Gert Kilbert SUI 1:51.13; 4, Tapfumaneyi Jonga ZIM 1:51.27; 5, Pablo Squella CHI 1:51.57; 6, Edwin Koech KEN 1:54.94; 7, Alberto López GUA 1:56.75

**Heat 2:** 1, Druppers 1:49.61; 2, Barbosa 1:50.01; 3, Ray Brown USA 1:50.13; 4, Saïd Mhand MAR 1:50.38; 5, Tony Morrell GBR 1:50.39; 6, Martin Enholm SWE 1:50.91; 7, Dale Jones ANT 1:54.56; 8, Porfirio Méndez PAR 1:56.87

**Heat 3:** 1, Redwine 1:49.11; 2, Lahbi 1:49.13; 3, Graudyn 1:49.34; 4, Popović 1:49.94; 5, Mauricio Hernández MEX 1:50.85; 6, Luis Migueles ARG 1:51.03; 7, Joseph Chesire KEN 1:51.34; 8, Najim Al Sowailem KUW 1:54.72; 9, Ian Morris TRI 2:03.82

**Budapest 1989****Final (Mar 4)**

1,	Paul Ereng	KEN	1:44.84WR
2,	José Luiz Barbosa	BRA	1:45.55
3,	Tonino Viali	ITA	1:46.95
4,	Stanley Redwine	USA	1:47.54
5,	Ray Brown	USA	1:47.93
6,	Ikem Billy	GBR	1:48.97

With one of the most dazzling finishes ever to a championship middle distance race, Ereng not only broke the world record but became the star performer of the second World Indoor Championships. The Olympic Champion was given special permission to compete after the rest of the Kenyan team withdrew from Budapest at the last minute due to a reported lack of funds. As a result, he ran in a vest from his American College, the University of Virginia.

Ereng's main opponent was Barbosa, the defending Champion, who unlike 1987 had prepared thoroughly for the meeting. The Brazilian had clocked 1:45.73 just before the championships and won his semi from Ereng in a championship record of 1:46.79.

In the final, Brown set a very fast pace of 24.58 and 50.83. Barbosa was a close second with Ereng 12m back in fifth place at halfway. Brown succumbed to Barbosa after the bell (77.98), while Ereng was 10m behind and seemingly out of the hunt. The Kenyan suddenly tore down the backstraight and quickly passed three men by the last bend. He caught Barbosa with 80m remaining. The Brazilian responded but could not hold Ereng in the straight. The Kenyan crossed the line 0.07 below Sebastian Coe's world record, having run the final two 200m segments in 26.6 and 25.7. Barbosa clocked the third-quickest in history.

At the banquet held on the final evening of the championships, Ereng took another award – he was named as the most handsome male athlete of the championships.

**First round (Winner & 8 fastest to semi-finals) (Mar 3)**

**Heat 1:** 1, Barbosa 1:49.55; 2, Heydgen 1:49.70; 3, Heard 1:49.71; 4, Tomás de Teresa ESP 1:50.19; Getahun Ayana ETH DNF

**Heat 2:** 1, Billy 1:49.49; 2, Feransa Woldemariam ETH 1:49.74; 3, Markus Trinkler SUI 1:49.79; 4, Claude Diomar FRA 1:50.20; 5, Belkacem Lardou MAR 1:51.49; 6, Bobby Gaseisiwe BOT 1:53.72

**Heat 3:** 1, Ereng 1:47.99; 2, Druppers 1:48.29; 3, Squella 1:48.77; 4, Redwine 1:49.04; 5, Simon Hoogewerf CAN 1:49.98; 6, Luis Migueles ARG 1:51.58

**Heat 4:** 1, Viali 1:48.45; 2, Sudnik 1:48.54; 3, Brown 1:48.62; 4, Wuycke 1:48.97; 5, Seyed Hamid Sadjadi IRI 1:51.21

**Semi-finals (First 3 to final) (Mar 3)**

**Heat 1:** 1, Viali 1:49.06; 2, Billy 1:49.28; 3, Redwine 1:49.57; 4, Rob Druppers NED 1:49.70; 5, Joachim Heydgen FRG 1:49.71; Pablo Squella CHI DNF

**Heat 2:** 1, Barbosa 1:46.79; 2, Ereng 1:47.11; 3, Brown 1:47.24; 4, Andrey Sudnik URS 1:49.01; 5, Steve Heard GBR 1:50.75; 6, William Wuycke VEN 1:53.52

**Seville 1991****Final (Mar 10)**

1,	Paul Ereng	KEN	1:47.08
2,	Tomás de Teresa	ESP	1:47.82
3,	Simon Hoogewerf	CAN	1:47.88
4,	Stanley Redwine	USA	1:47.98
5,	Joachim Dehmel	GER	1:50.58
	William Tanui	KEN	DQ (1:46.94)

Ereng retained his title in less spectacular but more controversial circumstances than 1989. He almost went out in the semi-finals, having stumbled at the bell, losing several places in the process.

In the final, another Kenyan, William Tanui, went into the lead while Ereng held back to avoid trouble. Redwine took over by 400m (54.00), but he and the rest of the field were left when both Tanui and Ereng launched their victory bids at the same time in the final lap. Tanui managed to stay in front and crossed the line first in 1:46.94. He was, however, disqualified for breaking from his lane too early at the start of the race.

Poor Redwine found himself fourth for the third consecutive world indoor championships.

**First round (First 2 & 2 fastest to semi-finals) (Mar 8)**

**Heat 1:** 1, Tanui 1:47.55; 2, Chochkov 1:48.74; 3, Ikem Billy GBR 1:49.09; 4, Markus Trinkler SUI 1:49.13; 5, Luis Javier González ESP 1:51.47; 6, Jean-Bosco Mondzomba CGO 1:56.23

**Heat 2:** 1, Belkessam 1:50.41; 2, Sudnik 1:50.51; 3, Tom Baltus NED 1:50.78; 4, Charles Nkazyampi BDI 1:50.80; 5, Róbert Banai HUN 1:51.10

**Heat 3:** 1, Ereng 1:50.48; 2, De Teresa 1:50.56; 3, Jussi Udelhoven GER 1:50.83; 4, Mbiganyi Thee BOT 1:51.89; 5, Nadar Khan PAK 1:52.08

**Heat 4:** 1, Hoogewerf 1:48.21; 2, Squella 1:49.07; 3, Valeriy Starodubtsev URS 1:49.35; 4, Ray Brown USA 1:49.52; 5, Morris Okinda TAN 1:55.42

**Heat 5:** 1, Dehmel 1:48.23; 2, Steele 1:48.28; 3, Redwine 1:48.61; 4, Svaricek 1:48.80; 5, Luis Migueles ARG 1:49.00

**Semi-finals (First 3 to final) (Mar 9)**

**Heat 1:** 1, De Teresa 1:49.80; 2, Ereng 1:49.96; 3, Hoogewerf 1:50.04; 4, Andrey Sudnik URS 1:50.08; 5, Ahmed Belkessam ALG 1:50.18; 6, Peter Svaricek AUT 1:53.12

**Heat 2:** 1, Tanui 1:47.74; 2, Dehmel 1:48.17; 3, Redwine 1:48.34; 4, Miroslav Chochkov BUL 1:48.40; 5, Martin Steele GBR 1:48.77; 6, Pablo Squella CHI 1:50.60

**Toronto 1993****Final (Mar 14)**

1,	Tom McKean	GBR	1:47.29
2,	Charles Nkazyampi	BDI	1:47.62
3,	Nico Motchebon	GER	1:48.15
4,	Luc Bernaert	BEL	1:48.30
5,	Freddie Williams	CAN	1:51.26
	José Luiz Barbosa	BRA	DNF

McKean ran from the front, passing 200m in 24.86 and 400m in 51.59. His tactics were designed to avoid the sort of trouble the Scot had found himself in previous championship races. He was proved right when Nkazyampi, Barbosa and Motchebon collided in his wake just after the bell. The Brazilian – contesting his third world indoor final – came off the worst and failed to finish.

Meanwhile, McKean continued to move away for an untroubled victory. But there was embarrassment at the medal ceremony, when the Briton missed the main presentation after failing to find a quick route from the press concourse, from where he was making calls to home.

**First round (First 2 & 4 fastest to semi-finals) (Mar 12)**

**Heat 1:** 1, McKean 1:49.09; 2, Bernaert 1:49.25; 3, Barbosa 1:49.34; 4, Squella 1:50.11; 5, Ray Brown USA 1:50.60

**Heat 2:** 1, Thee 1:50.50; 2, D'Urso 1:50.52; 3, Martin Steele GBR 1:50.71; 4, Hezekiel Sepeng RSA 1:50.79; 5, Paul Ruto KEN 1:50.94

**Heat 3:** 1, Williams 1:49.71; 2, Armour 1:49.99; 3, Osei 1:50.14; 4, Khalifa Kasmi MAR 1:50.57; 5, Gilmar dos Santos BRA 1:50.71; 6, Luis Migueles ARG 1:51.03

**Heat 4:** 1, Nkazyampi 1:49.52; 2, Motchebon 1:49.52; 3, Lee 1:49.60; 4, Leon Haan NED 1:50.87; 5, Michael Wildner AUT 1:51.59; 6, Mukundi Mubenga COD 1:55.35

**Semi-finals (First 2 & 2 fastest to final) (Mar 13)**

**Heat 1:** 1, Nkazyampi 1:48.17; 2, Barbosa 1:48.56; 3, Mbiganyi Thee BOT 1:48.95; 4, Jack Armour USA 1:49.03; 5, Giuseppe D'Urso ITA 1:50.07; 6, Pablo Squella CHI 1:50.25

**Heat 2:** 1, McKean 1:47.05; 2, Williams 1:47.93; 3, Motchebon 1:47.98; 4, Bernaert 1:48.24; 5, Kennedy Osei GHA 1:49.80; 6, Lee Jin-Il KOR 1:50.46

**Barcelona 1995****Final (Mar 12)**

1,	Clive Terrelonge	JAM	1:47.30
2,	Benson Koech	KEN	1:47.51
3,	Pavel Soukup	CZE	1:47.74

4,	Tor Øyvind Ødegård	NOR	1:48.34
5,	Mahjoub Haïda	MAR	1:48.63
6,	Joseph Tengelei	KEN	1:49.22

Terrelonge had been disqualified from his semi-final for obstruction and was not even on the original start list for the final. Late on the night before the final, an appeal led to his re-instatement.

In the final, Tengelei appeared to be setting the pace in order to help his team-mate, Koech, who clocked 1:43.17 outdoors in 1994. Tengelei passed 200m in 25.2 and 400 in 53.4 before falling back. It was Terrelonge, not Koech, who then made the decisive move. The Jamaican – a student and assistant track coach at Lincoln University – had a 5m lead at 600m and held off Koech to win.

#### First round (First 2 & 2 fastest to semi-finals) (Mar 10)

**Heat 1:** 1, Soukup 1:49.60; 2, Ødegård 1:49.68; 3, Michael Wildner AUT 1:50.52; 4, Antonio Abrantes POR 1:50.94; 5, Ion Bogde ROU 1:51.04

**Heat 2:** 1, Tengelei 1:51.68; 2, Arconada 1:51.80; 3, Marco Chiavarini ITA 1:51.92; 4, Mahmoud Al-Kheirat SYR 1:53.12; 5, Arisk Perdomo GUA 1:55.66; 6, Carlos Mairena NCA 1:56.54

**Heat 3:** 1, Haïda 1:50.08; 2, Koech 1:50.48; 3, Tomonari Ono JPN 1:51.80; 4, Tommy Asinga SUR 1:51.83; 5, Rafko Marinic SLO 1:52.57; Kennedy Osei GHA DNF

**Heat 4:** 1, Matthews 1:49.90; 2, Kenah 1:50.10; 3, Arthémon Hatungimana BDI 1:50.17; 4, Bekele Bambore ETH 1:54.56

**Heat 5:** 1, Johansson 1:49.57; 2, Díaz 1:49.66; 3, Terrelonge 1:49.73; 4, Sumner 1:50.02; 5, Kim Soon-Hyung KOR 1:53.01

#### Semi-finals (First 3 to final) (Mar 11)

**Heat 1:** 1, Koech 1:48.47; 2, Ødegård 1:48.80; 3, Terrelonge 1:48.82; 4, David Matthews IRL 1:49.26; 5, Rich Kenah USA 1:50.39; 6, Andrés Díaz ESP 1:51.19

**Heat 2:** 1, Soukup 1:49.41; 2, Tengelei 1:49.51; 3, Haïda 1:49.72; 4, Torbjörn Johansson SWE 1:50.19; 5, José Arconada ESP 1:50.98; 6, Brad Sumner USA 1:51.60

## Paris 1997

### Final (Mar 9)

1,	Wilson Kipketer	DEN	1:42.67WR
2,	Mahjoub Haïda	MAR	1:45.76
3,	Rich Kenah	USA	1:46.16
4,	Nico Motchebon	GER	1:46.19
5,	Marko Koers	NED	1:46.43
6,	Einārs Tupurītis	LAT	1:46.47

Kipketer missed the Olympic Games because Kenya had refused to give clearance for him to run for his new country, Denmark. Nevertheless he was the obvious world number one at 800m in 1996, and his first indoor appearance of the winter was eagerly awaited.

The smooth-striding Dane quickly got clear of the small field in his heat after a 24.96 opening 200m. At 400m (50.77) there were murmurs of recognition of a world record pace. By 600m (77.23), something special was clearly on the cards. Kipketer crossed the finish line in new world record figures of 1:43.96 and become the first athlete to take the \$50,000 award for a world record at a World Indoor Championships. He did not appear to be out of breath, and did not pause to recover. Instead, he smiled broadly and soaked in the acclaim of the crowd.

"It was not my intention to demolish the field or the record," he said. Why did he not save the record for the final? "It is better to think about one thing at a time. In the final I must think about becoming World Champion and not about breaking records."

However, after gliding through his semi-final, the Dane did go even faster in the final, 1:42.67 (24.22, 50.22, 76.49). "The decision to go for a second record came during the warm-up," he conceded.

Not surprisingly, the other finalists were effectively in a separate race which was won by Haïda, who was a distant last at halfway.

#### First round (First 2 and 8 fastest to semi-finals) (Mar 7)

**Heat 1:** 1, Koers 1:48.04; 2, Soukup 1:48.54; 3, Tupurītis 1:48.56; 4, Münzer 1:48.85; 5, David Matthews IRL 1:49.65; 6, Puntsagsor Purevsuren MGL 1:55.76

**Heat 2:** 1, Haïda 1:48.77; 2, Eplinius 1:49.08; 3, Longo 1:49.30; 4, Flavio Godoy BRA 1:49.93

**Heat 3:** 1, Ngidhi 1:52.73; 2, Lahlou 1:52.79; 3, Boris Kaveshnikov KGZ 1:52.96; 4, Joseph Rakotoarimanana MAD 1:53.28; 5, Mark Everett USA 1:57.16

**Heat 4:** 1, Kenah 1:48.42; 2, Chirchir 1:48.54; 3, Motchebon 1:48.69; 4, Destiné 1:49.64; 5, Roman Oravec CZE 1:51.33; 6, Reuben Silwimba ZAM 1:56.20

**Heat 5:** 1, Kipketer 1:43.96 WR; 2, Nolan 1:48.21; 3, Hart 1:48.45; 4, Osei 1:49.00; 5, Vernon-Watson 1:49.56

#### Semi-finals (First 2 to final) (Mar 8)

**Heat 1:** 1, Haïda 1:47.22; 2, Tupurītis 1:47.47; 3, Mario Vernon-Watson JAM 1:48.32; 4, Kennedy Osei GHA 1:48.40; 5, Oliver Münzer AUT 1:48.47; 6, Savieri Ngidhi ZIM 1:48.70

**Heat 2:** 1, Koers 1:47.75; 2, Motchebon 1:48.20; 3, Pavel Soukup CZE 1:48.73; 4, James Nolan IRL 1:48.75; 5, Benyounès Lahlou MAR 1:49.18; 6, Andy Hart GBR 1:49.20

**Heat 3:** 1, Kipketer 1:48.49; 2, Kenah 1:49.21; 3, Robert Chirchir KEN 1:49.52; 4, Mark Eplinius GER 1:49.54; 5, Andrea Longo ITA 1:50.45; 6, Jean-Marc Destiné HAI 1:51.59

## Maebashi 1999

### Final (Mar 7)

1,	Johan Botha	RSA	1:45.47
2,	Wilson Kipketer	DEN	1:45.49
3,	Nico Motchebon	GER	1:45.74
4,	Balázs Korányi	HUN	1:46.47
5,	James Nolan	IRL	1:47.77
6,	Savieri Ngidhi	ZIM	1:47.79

The race started more slowly than the Maebashi women's 800m final. The three principals – Kipketer, Motchebon and Botha – crossed the 200m marker abreast in 27.11. The German then took up the running, clocking 53.70 at 400m. It was a surprise to see Kipketer fall back after this point. At 600m (Motchebon 1:19.48), he was 4m in arrears.

Then at the start of the final lap, the world record holder started to kick. Botha was shoulder-to-shoulder with Motchebon around the final bend before moving clear. Meanwhile Kipketer was closing rapidly and passed the flagging German. Could he catch Botha in time? No, although his dip brought him to within 0.02 of the South African, who crossed the line upright in 1:45.47.

#### First round (First 2 & 8 fastest to semi-finals) (Mar 5)

**Heat 1:** 1, Kipketer 1:48.00; 2, Hatungimana 1:48.34; 3, Nolan 1:48.46; 4, Robinson 1:48.68; 5, Dube 1:49.11

**Heat 2:** 1, Nduwimana 1:48.31; 2, Motchebon 1:48.33; 3, Kiptoo 1:48.61; 4, Ngidhi 1:49.08; 5, Manabu Isshi JPN 1:50.94; 6, Naseer Ismail MDV 1:58.17

**Heat 3:** 1, Kaldowski 1:52.26; 2, Téllez 1:52.38; 3, André Bucher SUI 1:52.43; 4, Shaun Farrell NZL 1:52.48; 5, Ian Roberts GUY 1:53.09

**Heat 4:** 1, Longo 1:49.29; 2, Bourrouag 1:49.38; 3, Andy Hart GBR 1:49.64; 4, David Matthews IRL 1:49.81; 5, Jean-Marc Destiné HAI 1:50.37

**Heat 5:** 1, Botha 1:48.07; 2, Korányi 1:48.10; 3, Kimwetich 1:48.13; 4, Vydra 1:48.32; 5, Giocondi 1:49.03

#### Semi-finals (First 2 to final) (Mar 6)

**Heat 1:** 1, Motchebon 1:47.05; 2, Nolan 1:47.54; 3, Wojciech Kaldowski POL 1:47.58; 4, Arthémon Hatungimana BDI 1:48.17; 5, Andrea Longo ITA 1:48.61

Norberto Téllez CUB DNF

**Heat 2:** 1, Botha 1:46.65; 2, Kipketer 1:46.76; 3, Patrick Nduwimana BDI 1:46.80; 4, Andrea Giocondi ITA 1:47.45; 5, David Kiptoo KEN 1:48.35; 6, Khadevis Robinson USA 1:49.18

**Heat 3:** 1, Korányi 1:48.74; 2, Ngidhi 1:48.85; 3, Tarik Bourrouag GER 1:48.88; 4, Lukáš Vydra CZE 1:49.38; 5, Glody Dube BOT 1:49.57; 6, Kennedy Kimwetich KEN 1:50.18

## Lisbon 2001

### Final (Mar 11)

1,	Yuriy Borzakovskiy	RUS	1:44.49
2,	Johan Botha	RSA	1:46.42
3,	André Bucher	SUI	1:46.46
4,	David Lelei	KEN	1:46.88
5,	Glody Dube	BOT	1:46.90
6,	Paweł Czapiewski	POL	1:50.51

Bucher raced through 200m in 25.38 and 400m in 51.48. By this point, he was 10m up, but most eyes were on the 19 year-old Borzakovskiy. The Russian was well-known for his tactic of holding back then producing spectacular finishes. He moved into second place on the third lap, then swept past Bucher on the final backstraight as if he was running a 400m race. He went on to win by almost 20m. At 19 years 333 days, Borzakovskiy was one of the youngest-ever World Indoor Champions. A fast-finishing Botha pipped Bucher for the silver.

#### First Round (First 2 & 2 fastest to semi-finals) (Mar 9)

**Heat 1:** 1, Borzakovskiy 1:47.28; 2, Gray 1:47.59; 3, Caulfield 1:47.83; 4, Mark Rodgers NZL 1:49.25

**Heat 2:** 1, Lelei 1:50.53; 2, Dube 1:50.73; 3, Elliott Gaskins USA 1:51.04; 4, Rizak Dirshe SWE 1:51.28; 5, Crispin Mutakanyi ZIM 1:52.94; 6, Amilcar Leal MOZ 1:55.19

**Heat 3:** 1, Som 1:49.77; 2, Botha 1:49.84; 3, Lukáš Vydra CZE 1:50.99; 4, Milton Browne BAR 1:51.60; 5, Mohammed Al-Bayed PLE 2:03.06

**Heat 4:** 1, Omeý 1:49.85; 2, Parra 1:50.12; 3, João Pires POR 1:50.13; 4, Benjamin Kipkurui KEN 1:50.73; 5, Konstantinos Hadjimarcoú CYP 1:53.10; 6, John Lozada PHI 1:54.10

**Heat 5:** 1, Czapiewski 1:47.75; 2, Lacasse 1:47.82; 3, Bucher 1:47.88; 4, Sergey Kozhevnikov RUS 1:48.74; 5, Mahmoud Al-Kherat SYR 1:50.71

#### Semi-finals (First 3 to final) (Mar 10)

**Heat 1:** 1, Borzakovskiy 1:46.84; 2, Botha 1:47.28; 3, Czapiewski 1:47.35; 4, Florent Lacasse FRA 1:47.90; 5, Trinity Gray USA 1:47.90; 6, Roberto Parra ESP 1:49.67

**Heat 2:** 1, Bucher 1:47.04; 2, Dube 1:47.31; 3, Lelei 1:47.48; 4, Tom Omeý BEL 1:47.67; 5, Daniel Caulfield IRL 1:47.79; 6, Bram Som NED 1:49.34

## Birmingham 2003

### Final (Mar 16)

1,	David Krummenacker	USA	1:45.69
2,	Wilson Kipketer	DEN	1:45.87
3,	Wilfred Bungei	KEN	1:46.54
4,	Antonio Manuel Reina	ESP	1:46.58
5,	Bram Som	NED	1:47.00
6,	Arnoud Okken	NED	1:48.71

After recovering from injury and illness, Kipketer had made a fine comeback in 2002 to regain his status as world number one. He was favourite to regain his title and tracked Bungei who led with splits of 25.79, 52.93 and 79.78. The Dane moved ahead after the bell and appeared to be gliding to victory when it became clear that Krummenacker would not be dropped. The American sprinted past in the final straight, having run the last lap in 25.8 compared with Kipketer's 26.0. This was the first United States victory in any IAAF World Championship 800m.

#### First Round (First 2 & 4 fastest to semi-finals) (Mar 14)

**Heat 1:** 1, Kipketer 1:48.47; 2, Krummenacker 1:48.66; 3, Okken 1:48.96; 4, Chris Moss GBR 1:50.21; 5, Alexandre Padovani FRA 1:51.30; 6, Nazar Begliyev TKM 1:54.07

**Heat 2:** 1, Mutua 1:48.26; 2, Som 1:48.40; 3, Santos 1:49.01; 4, Christian Neunhauserer ITA 1:49.54; 5, Juan de Dios Jurado ESP 1:50.47; 6, Rashid Habib BRN 1:52.99

**Heat 3:** 1, Reina 1:49.38; 2, Oravec 1:49.66; 3, Mohammad Al-Azemi KUW 1:50.41; 4, João Pires POR 1:50.76; 5, Fadrique Iglesias BOL 1:52.93; Hezekiel Sepeng RSA DQ (r163.3)

**Heat 4:** 1, Bungei 1:48.17; 2, Dube 1:48.48; 3, Aissat 1:48.66; 4, Kozhevnikov 1:49.25; 5, Khadevis Robinson USA 1:49.44; 6, Mahmoud Abu Attaya PLE 1:59.24

#### Semi Finals (First 3 to final) (Mar 15)

**Heat 1:** 1, Bungei 1:47.04; 2, Krummenacker 1:47.30; 3, Som 1:47.57; 4, Glody Dube BOT 1:47.63; 5, Roman Oravec CZE 1:48.73; 6, Sergey Kozhevnikov RUS 1:48.74

**Heat 2:** 1, Kipketer 1:47.84; 2, Okken 1:48.26; 3, Reina 1:48.27; 4, Joseph Mutua KEN 1:48.46; 5, Nicolas Aissat FRA 1:48.59; 6, Osmar dos Santos BRA 1:50.06

## Budapest 2004

### Final (Mar 7)

1,	Mbulaeni Mulaudzi	RSA	1:45.71
2,	Rashid Ramzi	BRN	1:46.15
3,	Osmar dos Santos	BRA	1:46.26
4,	Amine Laâlou	MAR	1:46.57
5,	William Yiampany	KEN	1:46.88
6,	Joseph Mutua	KEN	1:47.86

Dos Santos, a 35 year-old ex-footballer, was the fastest in the rounds and went out even quicker in the final, striding smoothly through 200m (24.17), 400m (50.74) and 600m (1:18.21). Mulaudzi then overtook the Brazilian while Ramzi – who qualified for the final by less than one hundredth – came from far back to nip past dos Santos for the silver. Ramzi (ex-Morocco) set an Asian indoor record, as had his Bahraini compatriot Kamel (ex-Kenya) in the semi-finals.

#### First round (First 2 & 6 fastest to semi-finals) (Mar 5)

**Heat 1:** 1, dos Santos 1:47.67; 2, Jansen 1:48.10; 3, Stember 1:48.66; 4, Jurado 1:48.70; 5, Roman Hanzel SVK 1:51.54; 6, Kondawi Chiwina MAW 1:54.49

**Heat 2:** 1, Reina 1:49.72; 2, Mulaudzi 1:49.83; 3, Dmitriy Bogdanov RUS 1:50.21; 4, Rizak Dirshe SWE 1:50.89; 5, Paskar Owor UGA 1:51.41; 6, Aboubaker El-Gatrouni LBA 1:52.64

**Heat 3:** 1, Mutua 1:47.86; 2, Okken 1:47.88; 3, Laâlou 1:48.03; 4, Derrick Peterson USA 1:50.05; 5, Sadjad Moradi IRI 1:50.06; Ahmed Ismail SUD DNF

**Heat 4:** 1, Ramzi 1:48.25; 2, Som 1:48.55; 3, Peçanha 1:49.98; 4, David Fiegen LUX 1:50.02; 5, Mohamed Khalaf Al-Azimi KUW 1:51.80; Samuel Mwera TAN DQ (163.3)

**Heat 5:** 1, Nduwimana 1:47.71; 2, Omeý 1:48.92; 3, Nicolas Aissat FRA 1:50.65; 4, Abdel Salam Al-Dabajy PLE 1:53.48; Gary Reed CAN DNF; Berhanu Alemu ETH DQ (163.3)

**Heat 6:** 1, Lacasse 1:48.01; 2, Chehibi 1:48.44; 3, Yiampany 1:48.49; 4, Kamel 1:48.55; 5, Avetik Arakelian ARM 1:53.44; 6, Nazar Begliyev TKM 1:54.72;

#### Semi-finals (First 2 to final) (Mar 6)

**Heat 1:** 1, Santos 1:46.91; 2, Yiampany 1:47.02; 3, Youssef Saâd Kamel BRN 1:47.16; 4, Antonio Manuel Reina ESP 1:47.33; 5, Mouhcine Chehibi MAR 1:47.45; 6, Michael Stember USA 1:48.68

**Heat 2:** 1, Mutua 1:47.07; 2, Ramzi 1:47.28; 3, Florent Lacasse FRA 1:47.28; 4, Arnoud Okken NED 1:47.84; 5, Joeri Jansen BEL 1:48.61; 6, Fabiano Peçanha BRA 1:51.59

**Heat 3:** 1, Mulaudzi 1:49.96; 2, Laâlou 1:50.07; 3, Juan de Dios Jurado ESP 1:50.99; 4, Tom Omeý BEL 1:51.15; 5, Jean-Patrick Nduwimana BDI 1:52.20; Bram Som NED DNF

## Moscow 2006

### Final (Mar 12)

1,	Wilfred Bungei	KEN	1:47.15
2,	Mbulaeni Mulaudzi	RSA	1:47.16
3,	Yuriy Borzakovskiy	RUS	1:47.38
4,	Dmitrijs Miļkevičs	LAT	1:48.01
5,	Juan de Dios Jurado	ESP	1:48.44
6,	Jimmy Watkins	GBR	1:48.56

The three prospective medalists were semi-final winners Mulaudzi and Bungei, together with Olympic champion Borzakovskiy, who was very much the crowd's favourite. In the final, Mulaudzi took the field cautiously round the first lap (26.93), with Bungei taking over in a slower second 200m (28.72), as Borzakovskiy lagged in fourth place (in 56.0). Bungei continued to lead (600m: 1:21.87), before Borzakovskiy made his challenge with 100m to go. Off such a slow pace the Kenyan had plenty in reserve and held off the Russian on his outside, though was apparently unaware that on the inside Mulaudzi closed with a rush to finish 0.01 seconds behind, despite being badly spiked. The crowd were left completely silent after the defeat of their star athlete.

#### First round (First 2 & 2 fastest to semi-finals) (Mar 10)

**Heat 1:** 1, Borzakovskiy 1:48.08; 2, Watkins 1:48.20; 3, Majed Saeed Sultan QAT 1:49.21; 4, Joseph Mutua KEN 1:49.49; 5, Mouhssin Chehibi MAR 1:49.84

**Heat 2:** 1, Miļkevičs 1:47.19; 2, Laâlou 1:47.36; 3, Okken 1:47.58; 4, Suleiman 1:47.74; 5, Fadrique Iglesias BOL 1:50.65

**Heat 3:** 1, Mulaudzi 1:49.03; 2, Aritkulov 1:49.09; 3, David Krummenacker USA 1:49.15; 4, Dávid Takács HUN 1:49.61; 5, Berhanu Alemu ETH 1:51.07

**Heat 4:** 1, de Dios Jurado 1:47.88; 2, Bungei 1:47.95; 3, Osmar Barbosa dos Santos BRA 1:48.30; 4, Moise Joseph HAI 1:48.33; 5, Glauco Martini SMR 1:59.25

**Heat 5:** 1, Robinson 1:48.73; 2, Barrios 1:48.79; 3, Belal Mansoor Ali BRN 1:48.84; 4, Antoine Martiak FRA 1:48.97; 5, Sadjad Moradi IRI 1:51.67

#### Semi-finals (First 3 to final) (Mar 11)

**Heat 1:** 1, Mulaudzi 1:46.82; 2, Borzakovskiy 1:47.09; 3, de Dios Jurado 1:47.38; 4, Amine Laâlou MAR 1:47.55; 5, Abdulrahman Suleiman QAT 1:47.87; 6, Khadevis Robinson USA 1:48.30

**Heat 2:** 1, Bungei 1:46.90; 2, Miļkevičs 1:47.23; 3, Watkins 1:47.23; 4, Ramil Aritkulov RUS 1:47.50; 5, Arnoud Okken NED 1:47.68; 6, Eugenio Barrios ESP 1:52.75

## Valencia 2008

### Final (Mar 9)

1,	Abubaker Kaki	SUD	1:44.81
2,	Mbulaeni Mulaudzi	RSA	1:44.91
3,	Youssef Saâd Kamel	BRN	1:45.26
4,	Dmitrijs Miļkevičs	LAT	1:45.72
5,	Dmitriy Bogdanov	RUS	1:45.76
6,	Nick Symmonds	USA	1:46.48



Of the 2006 medalists, only Mulaudzi was in attendance, as world leader Borzakovski (1:45.58) decided to run only the relay, and reigning champion Bungei was injured. Bogdanov was surprisingly the fastest in the preliminary rounds with 1:46.83 in his semi-final, giving little clue as to the quality of the final.<sup>68</sup>

Kaki, who had run 1:46.06 before the championships, took out the pace, and passed 200m in 24.92. By halfway he was more than 5m clear of Mulaudzi in 51.26. His third lap was the slowest of the race (27.02), but he still held a 3m advantage over the 2004 champion. Kaki managed to get home a metre clear of Mulaudzi in 1:44.81, and became the youngest ever winner of a world indoor title at 18 years 262 days. Mulaudzi won his third consecutive medal. All six finalists ran indoor personal bests.

A further statistical quirk, Fadrique Iglesias of Bolivia placed fifth in heat two in 1:50.55. In Moscow he filled the same position in the same heat in 1:50.65!

**First round (First 2 & 6 fastest to semi-finals) (Mar 7)**

**Heat 1:** 1, Bogdanov 1:48.38; 2, Peçanha 1:49.03; 3, Wagné 1:49.07; 4, Repčík 1:49.15; 5, Michael Blackwood JAM 1:52.69

**Heat 2:** 1, Kamel 1:48.71; 2, Chepkirwok 1:48.80; 3, Miļkevičs 1:49.10; 4, Claesson 1:49.12; 5, Fadrique Iglesias BOL 1:50.55

**Heat 3:** 1, Mulaudzi 1:50.86; 2, Olmedo 1:51.07; 3, Jakub Holuša CZE 1:51.09; 4, Damien Moss GBR 1:51.39; 5, Eduard Villanueva VEN 1:51.83

**Heat 4:** 1, Symmonds 1:49.30; 2, Rifesser 1:49.51; 3, Moise Joseph HAI 1:49.70; 4, Aldwyn Sappleton JAM 1:51.24; Lamine Bangoura GUI DNF; Richard Kiplagat KEN DQ (r163.3)

**Heat 5:** 1, Lathouwers 1:49.32; 2, Robinson 1:49.33; 3, Amine Laâlou MAR 1:49.41; 4, Yuriy Koldin RUS 1:49.60; 5, Deon Bascom GUY 1:55.88; 6, Florian Hilti LIE 1:59.91

**Heat 6:** 1, Kaki 1:47.80; 2, Barrios 1:48.70; 3, Hill 1:49.06; 4, Mohajershojaei 1:49.14; 5, Dávid Takács HUN 1:49.79

**Semi-finals (First 2 to final) (Mar 8)**

**Heat 1:** 1, Bogdanov 1:46.83; 2, Kamel 1:46.88; 3, Khadevis Robinson USA 1:47.57; 4, Richard Hill GBR 1:47.82; 5, Manuel Olmedo ESP 1:48.90; 6, Fabiano Peçanha BRA 1:49.63

**Heat 2:** 1, Mulaudzi 1:47.39; 2, Kaki 1:47.41; 3, Robert Lathouwers NED 1:48.27; 4, Abraham Chepkirwok UGA 1:48.30; 5, Mattias Claesson SWE 1:48.50; 6, Jozef Repčík SVK 1:48.61

**Heat 3:** 1, Symmonds 1:48.43; 2, Miļkevičs 1:48.80; 3, Eugenio Barrios ESP 1:49.02; 4, Ehsan Mohajershojaei IRI 1:49.32; 5, Abdoulaye Wagné SEN 1:49.49; 6, Lukas Rifesser ITA 1:51.20

**Doha 2010**

**Final (Mar 14)**

1,	Abubaker Kaki	SUD	1:46.23
2,	Boaz Lalang	KEN	1:46.39
3,	Adam Kszczot	POL	1:46.69
4,	Ahmed Ismail	SUD	1:46.90
5,	Jakub Holuša	CZE	1:47.28
6,	Luis Alberto Marco	ESP	1:48.99

Kaki had established his reputation as a fierce-front runner in the 2008 championships, and in Doha he used the same tactics. One of his most dangerous rivals, US Champion Symmonds, ran 1:46.89 in his heat only to be disqualified for cutting in before the break from lanes. In the final, Kaki raced through laps of 200m in 24.96, 27.22 and 27.68 then finished off with a lap of 26.37 to become the youngest man ever to retain a world title. Remarkably all six positions remained unchanged from the moment the field settled down in single file after 100m.

**First round (First 2 & 2 fastest to semi-finals) (Mar 12)**

**Heat 1:** 1, Ismail 1:46.69; 2, Osagie 1:47.40; 3, Kléberson Davide BRA 1:49.69; 4, Brice Etès MON 1:53.52; Nick Symmonds USA DQ (r163.3) (1:46.69)

**Heat 2:** 1, Kaki 1:47.48; 2, Bustos 1:47.65; 3, Peçanha 1:48.29; 4, Ed Aston GBR 1:50.32; 5, Edgar Cortez NCA 1:58.47

**Heat 3:** 1, Hautcoeur 1:50.61; 2, Holuša 1:50.64; 3, Mario Scapini ITA 1:50.74; 4, David McCarthy IRL 1:51.88; 5, Mattias Claesson SWE 1:51.96

**Heat 4:** 1, Lalang 1:49.16; 2, Marco 1:49.57; 3, Solomon 1:49.69; 4, Mohammad Alazemi KUW 1:52.54; 5, Elie Monga COD 1:57.02; 6, Iulio Lafai SAM 2:07.08

**Heat 5:** 1, Kszczot 1:50.15; 2, Rapatz 1:50.35; 3, Moise Joseph HAI 1:50.43; 4, Vitalij Kozlov LTU 1:50.92; 5, Belal Mansoor Ali BRN 1:51.22; 6, Moussa Camara MLI 1:55.84

**Semi-finals (First 3 to final) (Mar 13)**

**Heat 1:** 1, Kaki 1:46.45; 2, Lalang 1:46.73; 3, Kszczot 1:46.90; 4, David Bustos

ESP 1:47.05; 5, Kevin Hautcoeur FRA 1:47.50; 6, Fabiano Peçanha BRA 1:49.70

**Heat 2:** 1, Marco 1:51.05; 2, Holuša 1:51.08; 3, Ismail 1:51.25; 4, Andrew Osagie GBR 1:51.29; 5, Duane Solomon USA 1:51.82; 6, Andreas Rapatz AUT 1:52.43

**800 METRES**

**Multiple Medallists:**

3	Wilson Kipketer	DEN	97-1, 99-2, 03-2
	Mbulaeni Mulaudzi	RSA	04-1, 06-2, 08-2
2	José Luiz Barbosa	BRA	87-1, 89-2
	Paul Ereng	KEN	89-1, 91-1
	Nico Motchebon	GER	93-3, 99-3
	Johan Botha	RSA	99-1, 01-2
	Yuriy Borzakovski	RUS	01-1, 06-3
	Wilfred Bungei	KEN	03-3, 06-1
	Abubaker Kaki	SUD	08-1, 10-1

**Most Finals:**

3	Barbosa		87-1, 89-2, 93-dnf
	Stanley Redwine	USA	87-4, 89-4, 91-4
	Motchebon		93-3, 97-4, 99-3
	Kipketer		
	Mulaudzi		
2	Nine men		

**Most Appearances:**

5	Luis Migueles	ARG	85-5h2, 87-6h3, 89-6h3, 91-5h5, 93-6h3
4	Pablo Squella	CHI	87-5h1, 89-dns/s1, 91-6s2, 93-6s1
	Ray Brown	USA	87-3h2, 89-5, 91-4h4, 93-5h1
	Khadevis Robinson	USA	99-6s2, 03-5h4, 06-6s1, 08-3s1

**National Placings:**

	1	2	3	4	5	6	7	8	Points
KEN	3	2	1	1	1	2	-	-	59
RSA	2	3	-	-	-	-	-	-	37
USA	1	-	1	3	1	1	-	-	36
ESP	1	2	-	1	1	1	-	-	34
DEN	1	2	-	-	-	-	-	-	22
MAR	-	1	1	1	1	-	-	-	22
SUD	2	-	-	1	-	-	-	-	21
BRA	1	1	1	-	-	-	-	-	21
GER	-	-	2	1	1	-	-	-	21
GBR	1	-	1	-	-	2	-	-	20
RUS	1	-	1	-	1	-	-	-	18
BRN	-	1	1	-	-	-	-	-	13
LAT	-	-	-	2	-	1	-	-	13
NED	-	-	-	-	2	1	-	1	12
BDI	-	1	-	-	1	-	-	-	11
CAN	-	-	1	-	1	-	-	-	10
CZE	-	-	1	-	1	-	-	-	10
ITA	-	-	1	-	-	1	-	-	9
POL	-	-	1	-	-	1	-	-	9
JAM	1	-	-	-	-	-	-	-	8
URS	-	1	-	-	-	-	-	-	7
SUI	-	-	1	-	-	-	-	-	6
BEL	-	-	-	1	-	-	-	-	5
HUN	-	-	-	1	-	-	-	-	5
NOR	-	-	-	1	-	-	-	-	5
ROU	-	-	-	1	-	-	-	-	5
BOT	-	-	-	-	1	-	-	-	4
FRA	-	-	-	-	1	-	-	-	4
IRL	-	-	-	-	1	-	-	-	4
YUG	-	-	-	-	-	1	-	-	3
ZIM	-	-	-	-	-	1	-	-	3
SEN	-	-	-	-	-	-	1	-	2
<b>Totals</b>	<b>14</b>	<b>14</b>	<b>14</b>	<b>14</b>	<b>14</b>	<b>12</b>	<b>1</b>	<b>1</b>	<b>459</b>

**1500 Metres**

**Paris 1985**

**Final (Jan 19: Non-championship)**

1,	Mike Hillardt	AUS	3:40.27
2,	José Luis González	ESP	3:41.36
3,	Joseph Cherire	KEN	3:41.38
4,	Miroslaw Zerkowski	POL	3:42.21
5,	Ricardo Matteredzi	ITA	3:43.56
6,	Alberto Corvo	ITA	3:45.46
7,	José Marajo	FRA	3:47.53
8,	Andrés Vera	ESP	3:52.89

An unexpected 26.98 lap between 400m and 600m gave Chesire – fourth at the 1984 Olympics – a lead of 25m. The Kenyan was 15m in front at 1200m, but the chasing pack, led by Hillardt were closing rapidly. The Australian caught the Kenyan just before the final bend and went on to a clear win. González also nipped past Chesire on the line.

#### First round (First 4 to final) (Jan 18)

**Heat 1:** 1, Chesire 3:43.16; 2, González 3:43.94; 3, Zerkowski 3:44.52; 4, Corvo 3:45.05; 5, Clifton Bradeley GBR 3:45.90; 6, Michel Wijsberghe BEL 3:46.93; 7, Omer Khalifa SUD 3:48.41

**Heat 2:** 1, Hillardt 3:43.62; 2, Matteredazzi 3:43.87; 3, Vera 3:44.31; 4, Marajo 3:44.46; 5, Enda Fitzpatrick IRL 3:48.95; 6, Costel Ene ROU 3:53.56; 7, Angel Concepción PUR 4:06.54

### Indianapolis 1987

#### Final (Mar 7)

1,	Marcus O'Sullivan	IRL	3:39.04
2,	José Abascal	ESP	3:39.13
3,	Han Kulker	NED	3:39.51
4,	Jim Spivey	USA	3:39.63
5,	Mike Hillardt	AUS	3:39.77
6,	David Campbell	CAN	3:40.82
7,	Dieter Baumann	FRG	3:41.07
8,	Alessandro Lambruschini	ITA	3:42.25
9,	Kipkoech Cheruiyot	KEN	3:43.63

Spivey led the finalists through 400m (61.68) and 800m (2:01.70) before Abascal pulled away. O'Sullivan made up 3m on the Spaniard in the first half of the last lap. Abascal responded and the two raced side by side along the finishing straight. The Irishman proved the stronger.

Ireland were denied further possible success in the final after a dramatic second heat in which Eamonn Coghlan fell on the sixth lap. The world indoor mile record holder lost almost 30m but made up enough ground in the last two laps to gain an apparent qualifying position. He then made a bad error, easing up before crossing the line and allowing Dieter Baumann and Dave Campbell to go past. Coghlan's time was insufficient for progression as a fastest loser, and an attempt to add Coghlan to the final was rejected after protests by three countries.

#### First round (First 3 & 3 fastest to final) (Mar 6)

**Heat 1:** 1, Abascal 3:40.92; 2, O'Sullivan 3:40.96; 3, Cheruiyot 3:40.97; 4, Kulker 3:41.36; 5, Lambruschini 3:42.26; 6, Hervé Phélippeau FRA 3:45.26; 7, Mauricio Hernández MEX 3:49.77

**Heat 2:** 1, Hillardt 3:42.66; 2, Spivey 3:43.24; 3, Baumann 3:43.35; 4, Campbell 3:43.36; 5, Eamonn Coghlan IRL 3:43.40; 6, Mbiganyi Thee BOT 3:44.33; 7, Tapfumaneyi Jonga ZIM 3:44.43; 8, Peter Rono KEN 3:48.81; 9, Dale Jones ANT 4:04.14; 10, Alberto López GUA 4:06.93

### Budapest 1989

#### Final (Mar 5)

1,	Marcus O'Sullivan	IRL	3:36.64
2,	Hauke Fuhlbrügge	GDR	3:37.80
3,	Jeff Atkinson	USA	3:38.12
4,	Sydney Maree	USA	3:38.14
5,	Hervé Phélippeau	FRA	3:38.76
6,	Radim Kunčický	TCH	3:39.97
7,	Sergey Afanasyev	URS	3:40.46
8,	Manuel Pancorbo	ESP	3:41.61
9,	Eckhardt Rüter	FRG	3:43.42; 10, Feransa Woldemariam ETH 3:44.16

O'Sullivan, who had just lowered the world record to 3:35.6, was untroubled by the pace of 58.32 at 400m and 1:56.75 at 800m set by Maree. The Irishman followed the American until the bell, where he ran away to victory with a final lap in 26.83. The gallant Maree was caught by Fuhlbrügge and lost the bronze to Atkinson in his last stride.

#### First round (First 2 & 4 fastest to final) (Mar 4)

**Heat 1:** 1, O'Sullivan 3:47.34; 2, Atkinson 3:47.62; 3, Mário Silva POR 3:47.92; 4, Abdelaziz Sahere MAR 3:48.14; 5, Vladimir Kolpakov URS 3:48.33; 6, Mbiganyi Thee BOT 3:48.85; 7, Doug Consiglio CAN 3:50.50; 8, Nikolaos Tsiakoulas GRE 3:52.05

**Heat 2:** 1, Afanasyev 3:42.83; 2, Pancorbo 3:42.84; 3, Kunčický 3:43.19; 4, Agberto Guimarães BRA 3:44.86; 5, László Tóth HUN 3:44.99; 6, Seyed Hamid Sadjadi IRI 3:48.32

**Heat 3:** 1, Fuhlbrügge 3:42.26; 2, Rüter 3:42.65; 3, Phélippeau 3:42.79; 4, Maree 3:42.84; 5, Woldemariam 3:43.35; 6, Adelino Hildago ESP 3:43.95; 7, Robert Bánai HUN 3:43.99; 8, David Reid CAN 3:45.87

### Seville 1991

#### Final (Mar 9)

1,	Noureddine Morceli	ALG	3:41.57
2,	Fermin Cacho	ESP	3:42.68
3,	Mário Silva	POR	3:43.85
4,	Marcus O'Sullivan	IRL	3:44.79
5,	Han Kulker	NED	3:45.93
6,	Jeff Atkinson	USA	3:46.25
7,	Michael Busch	GER	3:46.72
8,	Abdelaziz Sahere	MAR	3:47.04
9,	Terrance Herrington	USA	3:47.19; 10, Sergey Melnikov URS 3:49.78

Morceli was overwhelming favourite, having set a world record of 3:34.16 on the same track 10 days earlier. Cacho tried to turn things to his advantage by setting a very slow pace, 33.64 for the first 200m, but Morceli took over before the 400m point and had strung out the field at 800m (2:06.54). The Algerian brushed aside challenges from Atkinson and Cacho in the last 500m before going on to win.

Defending Champion O'Sullivan finished strongly but just fell short of the medals this time.

#### First round (First 3 & 4 fastest to final) (Mar 8)

**Heat 1:** 1, Morceli 3:44.06; 2, Atkinson 3:44.83; 3, Melnikov 3:44.91; 4, O'Sullivan 3:45.29; 5, Victor Rojas ESP 3:45.43; 6, Rachid el Basir MAR 3:45.83; 7, Rob Van Helden NED 3:46.33; 8, David Kibet KEN 3:47.33; 9, Alemayehu Roba ETH 3:48.83; Miroslav Chochkov BUL DNS

**Heat 2:** 1, Silva 3:43.70; 2, Cacho 3:43.73; 3, Sahere 3:43.99; 4, Kulker 3:44.04; 5, Busch 3:44.57; 6, Herrington 3:44.86; 7, José Moreira POR 3:47.57; 8, Davide Tirelli ITA 3:47.63; Jacinto Navarrete COL DNS

### Toronto 1993

#### Final (Mar 13)

1,	Marcus O'Sullivan	IRL	3:45.00
2,	David Strang	GBR	3:45.30
3,	Branko Zorko	CRO	3:45.39
4,	Steve Holman	USA	3:45.59
5,	Mickaël Damian	FRA	3:45.59
6,	Bill Burke	USA	3:46.18
7,	Mário Silva	POR	3:46.61
8,	Marc Corstjens	BEL	3:46.69
9,	Rachid El Basir	MAR	3:46.81; 10, Robin van Helden NED 3:50.09

The slow early pace was the work of Damian (400m: 63.59, 800m: 2:06.22) and Burke (1000m: 2:36.16). The field played into the hands of fast-finishing O'Sullivan, who went ahead in the last 300m and took his third title with a last lap of 26.14.

"I thought three would be too much to ask," said O'Sullivan of his third world indoor gold. "It was like playing poker out there and I guess you could say I ended with a royal flush as it was slow and tactical."

#### First round (First 3 & 4 fastest to final) (Mar 12)

**Heat 1:** 1, O'Sullivan 3:42.31; 2, Damian 3:42.46; 3, van Helden 3:42.62; 4, Corstjens 3:42.63; 5, Burke 3:42.68; 6, Silva 3:43.59; 7, Mohamed Taki MAR 3:44.45; 8, Milan Drahoňovský CZE 3:46.21; 9, Siphon Dlamini SWZ 3:52.44

**Heat 2:** 1, Strang 3:41.88; 2, Holman 3:41.96; 3, Zorko 3:42.37; 4, El Basir 3:42.99; 5, Edgar de Oliveira BRA 3:44.32; 6, Spyros Christopoulos GRE 3:44.46; 7, Kevin Sullivan CAN 3:44.52; 8, Amos Rota ITA 3:47.13; 9, Vénuste Niyongabo BDI 3:48.92; 10, Atoi Boru KEN 3:54.99

### Barcelona 1995

#### Final (Mar 11)

1,	Hicham El Guerrouj	MAR	3:44.54
2,	Mateo Cañellas	ESP	3:44.85

3,	Erik Nedeau	USA	3:44.91
4,	Niall Bruton	IRL	3:45.05
5,	Vyacheslav Shabunin	RUS	3:45.40
6,	Fermín Cacho	ESP	3:45.46
7,	Rüdiger Stenzel	GER	3:45.64
8,	Dominique Löser	GER	3:46.09
9,	José Valente	BRA	3:46.71;
10,	Marcus O'Sullivan	IRL	3:47.02;
11,	Anthony Whiteman	GBR	3:47.50;
12,	Simon Vroemen	NED	3:48.39

The big favourite was Olympic Champion Fermín Cacho, and the race looked to be going his way after a slow 65.9 first 400m. On the third lap, El Guerrouj went to the front and speeded up to pass 800m in 2:06.4. The young Moroccan gradually raised the pace with laps of 29.3 and 28.0. Cacho was at El Guerrouj's shoulder at the bell, but surprisingly faded on the final circuit, which the Moroccan covered in 27.3 to win. Consolation for Spain came when Cañellas took the silver.

**First round (First 4 & 4 fastest to final) (Mar 10)**

**Heat 1:** 1, El Guerrouj 3:42.72; 2, Bruton 3:43.00; 3, Loser 3:43.05; 4, Cañellas 3:43.13; 5, Shabunin 3:43.17; 6, Whiteman 3:44.24; 7, Vroemen 3:45.20; 8, Valente 3:46.18; 9, Jason Pyrah USA 3:48.28; 10, Massimo Pegoretti ITA 3:51.17; João N'Tyamba ANG DNS  
**Heat 2:** 1, Stenzel 3:42.38; 2, Cacho 3:45.05; 3, O'Sullivan 3:45.27; 4, Nedeau 3:46.05; 5, Rashid El Basir MAR 3:47.03; 6, Brian Treacy GBR 3:47.18; 7, Patrik Johansson SWE 3:49.81; 8, Ali Hakimi TUN 3:50.96; 9, Francis Munthali MAW 3:58.23; Mahdi Abdulla Eldin SUD DQ; Andrea Giocondi ITA DNF

**Paris 1997**

**Final (Mar 8)**

1,	Hicham El Guerrouj	MAR	3:35.31
2,	Rüdiger Stenzel	GER	3:37.24
3,	William Tanui	KEN	3:37.48
4,	Branko Zorko	CRO	3:39.25
5,	Andrés Díaz	ESP	3:39.73
6,	Ali Hakimi	TUN	3:39.91
7,	Jason Pyrah	USA	3:41.64
8,	Niall Bruton	IRL	3:42.65
9,	Christophe Impens	BEL	3:42.89;
10,	Vyacheslav Shabunin	RUS	3:44.85;
11,	Graham Hood	CAN	3:45.03;
12,	Kader Chékhémani	FRA	3:49.47

El Guerrouj had set a stunning world record of 3:31.18 earlier in the winter and comfortably retained his title. He went to the front after three laps and gradually pulled clear with successively faster laps, the last of which took 28.15. Stenzel outkicked Tanui for the silver.

**First round (First 3 and 3 fastest to final) (Mar 7)**

**Heat 1:** 1, El Guerrouj 3:40.18; 2, Bruton 3:40.77; 3, Pyrah 3:41.11; 4, Luis Feiteira POR 3:41.46; 5, Balázs Tölgyesi HUN 3:41.94; 6, Ian Campbell GBR 3:42.30; 7, Giuseppe D'Urso ITA 3:46.06  
**Heat 2:** 1, Tanui 3:41.32; 2, Díaz 3:41.34; 3, Impens 3:41.97; 4, Azzeddine Seddiki MAR 3:42.52; 5, Nadi Bosch FRA 3:43.10; 6, Dominique Löser GER 3:48.01; 7, Edgar de Oliveira BRA 3:51.41; 8, Andrea Abelli ITA 3:57.65  
**Heat 3:** 1, Stenzel 3:39.36; 2, Hakimi 3:39.49; 3, Chékhémani 3:39.52; 4, Zorko 3:39.61; 5, Hood 3:40.07; 6, Shabunin 3:40.13; 7, Stephen Agar DMA 3:45.33; 8, Gilbert Mvuyikuri BDI 3:51.78

**Maebashi 1999**

**Final (Mar 7)**

1,	Haile Gebrselassie	ETH	3:33.77
2,	Laban Rotich	KEN	3:33.98
3,	Andrés Díaz	ESP	3:34.46
4,	William Tanui	KEN	3:34.77
5,	Rui Silva	POR	3:34.99
6,	Ali Hakimi	TUN	3:37.88
7,	Adil Kaouch	MAR	3:38.48
8,	Richie Boulet	USA	3:39.93
9,	Eddie King	GBR	3:46.59

Tanui made this race fast. He towed the field through 400m in 56.71 and 800m in 1:54.20. Gebrselassie and Rotich followed. With two laps to go, Rotich shot ahead (1200m: 2:52.58). Gebrselassie again settled in behind the Kenyan leader, but Rotich was sprinting hard and it looked as if the Ethiopian might have to settle for silver.

As the two leaders turned into the finishing straight for the final time, Gebrselassie swung wide to make his final effort. He slowly closed and caught Rotich six metres from the finish. The Ethiopian's last lap took 27.0 and last 100m 13.4. "He is from another galaxy," said bronze medallist Diaz.

**First round (First 3 & 3 fastest to final) (Mar 6)**

**Heat 1:** 1, Hakimi 3:42.46; 2, Kaouch 3:42.53; 3, Tanui 3:42.54; 4, Diaz 3:42.58; 5, Dirk Heinze 3:42.80; 6, Hamish Christensen NZL 3:42.80; 7, David Kruppenacker USA 3:44.29; 8, Sheldon Monderoy TRI 3:47.36; Ali Saïdi-Sief ALG DNS  
**Heat 2:** 1, Gebrselassie 3:41.22; 2, Silva 3:41.30; 3, Rotich 3:41.32; 4, King 3:41.92; 5, Boulet 3:42.53; 6, Andrey Zadorozhnyi RUS 3:43.04; 7, José Antonio Redolat ESP 3:45.52; 8, Kiyoharu Sato JPN 3:49.26; 9, Alexis Sharangabo RWA 3:49.81; 10, Chipako Chungu ZAM 3:53.46; Sampa Dendup BHU DNF

**Lisbon 2001**

**Final (Mar 10)**

1,	Rui Silva	POR	3:51.06
2,	Reyes Estévez	ESP	3:51.25
3,	Noah Ngeny	KEN	3:51.63
4,	Laban Rotich	KEN	3:51.71
5,	Adil Kaouch	MAR	3:51.91
6,	Seneca Lassiter	USA	3:52.39
7,	Haylu Mekonnen	ETH	3:52.72
8,	Julius Achon	UGA	3:53.03
9,	Juan Carlos Higuero	ESP	3:56.71

This event was probably the high point of the Lisbon championships, for it not only provided a home winner but also a terrific finish. The early pace was even slower than the women's heats earlier in the day, and was actually booed by the crowd. The first 400m took 70.66, but then Olympic Champion Noah Ngeny stretched out the field. Estévez and Silva latched on to the Kenyan, then Estévez suddenly bolted ahead before the bell. Ngeny was dropped, but to the delight of the crowd, Silva stayed near. The Portuguese swung wide and edged past Estévez in the straight for a wildly-acclaimed victory. His final lap had been covered in 25.7 compared with 26.10 for Estévez.

**First round (First 2 & 3 fastest to final) (Mar 9)**

**Heat 1:** 1, Estévez 3:37.93; 2, Ngeny 3:38.22; 3, Mekonnen 3:38.41; 4, Achon 3:39.14; 5, Jason Lunn USA 3:40.42; 6, Luis Feiteira POR 3:40.68; 7, Peter Philipp SUI 3:40.93; 8, Hudson de Souza BRA 3:43.14  
**Heat 2:** 1, Rotich 3:47.00; 2, Lassiter 3:47.06; 3, Kevin Sullivan CAN 3:47.19; 4, Daniel Zegeye ETH 3:47.94; 5, Kamel Boulahfane ALG 3:48.59; 6, Alexis Abraham FRA 3:49.21; 7, Youssef Baba MAR 3:49.46; 8, Jurgen Vandewiele BEL 3:53.42; 9, Uddin Saad Jalal PAK 4:03.43; 10, Youssouf Diallo MLI 4:06.70  
**Heat 3:** 1, Silva 3:37.79; 2, Kaouch 3:37.90; 3, Higuero 3:39.21; 4, Vyacheslav Shabunin RUS 3:39.40; 5, Branko Zorko CRO 3:39.55; 6, Marko Koers NED 3:43.17; 7, Darko Radomirović YUG 3:46.36; 8, Clyde Colenso RSA 3:48.07; 9, Fortunato Yaccob ERI 3:56.31; 10, Ismail Ahmed Ismail SUD 4:02.79

**Birmingham 2003**

**Final (Mar 15)**

1,	Driss Maazouzi	FRA	3:42.59
2,	Bernard Lagat	KEN	3:42.62
3,	Abdelkader Hachlaf	MAR	3:42.71
4,	Cornelius Chirchir	KEN	3:43.03
5,	Ivan Heshko	UKR	3:44.56
6,	James Nolan	IRL	3:44.67
7,	Andrey Zadorozhnyi	RUS	3:44.80
8,	Juan Carlos Higuero	ESP	3:44.81
9,	Roberto Parra	ESP	3:47.44

The start was slow with Zadorozhnyi leading at 400m in 64.12 and 800m in 2:06.50. Lagat then Chirchir injected some pace, with Maazouzi shadowing each Kenyan before slipping ahead at the bell. Pursued by the Kenyan pair, Maazouzi held on throughout the last lap, though Lagat closed up in the straight and Hachlaf finished faster than anyone to snatch the bronze from Chirchir. At 33 years 151 days, the winner became the oldest ever individual male world indoor champion. He ran the last lap in 27.30. Silva, a memorable champion two years earlier, went out in the heats after easing up at the finish.

**First Round (First 2 & 3 fastest to final) (Mar 14)**

**Heat 1:** 1, Maazouzi 3:48.39; 2, Hachlaf 3:48.39; 3, Rui Silva POR 3:48.41; 4, Michal Sneider CZE 3:48.65; 5, Michael Stember USA 3:48.71; 6, Michael East GBR 3:49.31; 7, Zbigniew Graczyk POL 3:49.39; 8, Graham Hood CAN 3:50.86

**Heat 2:** 1, Lagat 3:39.97; 2, Parra 3:40.40; 3, Heshko 3:40.61; 4, Zadorozhnyi 3:40.80; 5, Nolan 3:40.85; 6, Mirosław Formela POL 3:40.89; 7, James Thie GBR 3:41.18; 8, Salvatore Vincenti ITA 3:45.93; 9, Luis Feiteira POR 3:46.99

**Heat 3:** 1, Chirchir 3:41.08; 2, Higuero 3:41.37; 3, Julius Achon UGA 3:41.85; 4, Anis Selmouni MAR 3:41.99; 5, Tarek Boukensa ALG 3:42.88; 6, Jason Lunn USA 3:43.31; 7, Christian Obrist ITA 3:43.97; 8, Philippe Bandi SUI 3:44.37; 9, Abdillahi Bouh Moumin DJI 4:15.61

**Budapest 2004****Final (Mar 7)**

1, Paul Korir	KEN	3:52.31
2, Ivan Heshko	UKR	3:52.34
3, Laban Rotich	KEN	3:52.93
4, James Thie	GBR	3:53.36
5, Mirosław Formela	POL	3:53.70
6, José Antonio Redolat	ESP	3:56.55
7, Youssef Baba	MAR	3:57.79

Michael East GBR DQ (r163.2) (3:52.88); Abdelkader Hachlaf MAR DQ (r40.8) 3:53.22

For 800m the pace was slower than the Budapest women's 1500m final, with Korir reaching 800m in only 2:15.52. The Kenyan, who reached the final as a fastest loser, then stepped up the pace with a 58.22 third 400m, followed by a 13.05 100m section to the bell. Tracked by Heshko and East, Korir then covered the first half of the last lap in a scorching 12.64. The event had developed into a 300m race and though Heshko closed in he couldn't quite get in front by the bell. Korir's last lap was covered in 25.52. East held third place in sight of the finish but as Rotich challenged the Briton drifted out from lane 1 to lane 5. Was he deliberately trying to block the Kenyan? The judges decided yes and East was disqualified.

**First round (First 3 & 3 fastest to final) (Mar 6)**

**Heat 1:** 1, Rotich 3:41.66; 2, East 3:41.86; 3, Michal Sneider CZE 3:42.11; 4, Juan Carlos Higuero ESP 3:42.25; 5, Marko Koers NED 3:42.53; 6, Hudson de Souza BRA 3:43.24; 7, Antonio Travassos POR 3:46.19; 8, James Nolan IRL 3:47.27; 9, Monder Rizki BEL 3:49.88; 10, Charlie Gruber USA 3:50.29; 11, Ricardo Etheridge PUR 3:57.07; Hachlaf DQ (r40.8) (3:41.75)

**Heat 2:** 1, Heshko 3:39.93; 2, Thie 3:40.68; 3, Redolat 3:40.70; 4, Korir 3:40.75; 5, Formela 3:41.22; 6, Baba 3:41.25; 7, Rob Myers USA 3:43.73; 8, João Pires POR 3:45.48; 9, Tim Clerbout BEL 3:45.81; 10, Dmitriy Onufriyenko RUS 3:47.97; 11, Jean-Marc Léandro GAB 3:56.15

**Moscow 2006****Final (Mar 11)**

1, Ivan Heshko	UKR	3:42.08
2, Daniel Kipchirchir Komen	KEN	3:42.55
3, Elkanah Angwenyi	KEN	3:42.98
4, Halil Akkaş	TUR	3:43.61
5, Sergio Gallardo	ESP	3:43.77
6, James Nolan	IRL	3:43.98
7, Chris Lukezic	USA	3:45.09
8, Yassine Bensghir	MAR	3:47.20
9, Youssef Baba	MAR	3:49.25

With two clockings in the 3:34 region, Komen was the only man present to have run quicker than 3:38 in the 2006 season. After controlling the fastest heat from the front, Komen again led the final from the gun, though at a pace which did little damage to his opponents. He passed 400m in 64.48 and 800m in 2:06.69. The Kenyan then kicked in 200m laps of 27.85 and 27.56. These weren't enough to drop Heshko, who sped past on the last backstraight to go one better than in 2004.

**First round (First 2 & 3 fastest to final) (Mar 10)**

**Heat 1:** 1, Kipchirchir Komen 3:39.64; 2, Gallardo 3:40.04; 3, Baba 3:40.31; 4, Lukezic 3:40.97; 5, David Freeman PUR 3:45.36; 6, Colin McCourt GBR 3:45.77; 7, Björn Margeirsson ISL 3:49.22

**Heat 2:** 1, Heshko 3:41.49; 2, Angwenyi 3:41.63; 3, Akkaş 3:41.77; 4, Dahame Najem Bashair QAT 3:41.87; 5, Neil Speaight GBR 3:41.99; 6, Driss Maazouzi FRA 3:42.93; 7, Jordan Chipangama ZAM 3:46.01; 8, Christian Neunhauserer ITA 3:47.90

**Heat 3:** 1, Nolan 3:44.67; 2, Bensghir 3:44.69; 3, Mounir Yemmouni FRA 3:45.26; 4, Jason Lunn USA 3:46.46; 5, Aleksandr Krivchonkov RUS 3:48.28; 6, Arturo Casado ESP 3:48.87; 7, Sergey Pakura KGZ 3:50.86; 8, Ajmal Amirov TJK 3:51.75

**Valencia 2008****Final (Mar 8)**

1, Deresse Mekonnen	ETH	3:38.23
2, Daniel Kipchirchir Komen	KEN	3:38.54
3, Juan Carlos Higuero	ESP	3:38.82
4, Arturo Casado	ESP	3:38.88
5, Rashid Ramzi	BRN	3:40.26
6, Mekonnen Gebremedhin	ETH	3:40.42
7, Suleiman Simotwo	KEN	3:41.04
8, Youssef Baba	MAR	3:44.50

Nick Willis NZL DQ (r163.3) (3:39.1est)

Komen was the fastest entrant (3:34.80) and he duly led for the first lap of the final in a quick 27.88. The pace slowed over the next three laps as the lead changed from Mekonnen (57.72) to Baba (1:59.10). Mekonnen then increased the pace after taking the lead at 1000m (2:29.34). Komen surged to challenge, but the Ethiopian kept everyone at bay with a closing 400m in 54.6, which featured a final lap of 26.30. Komen took the silver ahead of Higuero, who just edged his teammate Casado for the bronze.

Mekonnen and fifth-placer Willis (3:39.1) were initially disqualified for stepping on the infield as the field bunched. It was therefore announced to much acclaim that both Spaniards had won medals, but before everyone went home that night, Mekonnen was reinstated on appeal. Willis was not.

**First round (First 2 & 3 fastest to final) (Mar 7)**

**Heat 1:** 1, Mekonnen 3:39.74; 2, Willis 3:40.66; 3, Carsten Schlangen GER 3:41.54; 4, Michael East GBR 3:41.68; 5, Belal Mansoor Ali BRN 3:41.91; 6, James Nolan IRL 3:42.12; 7, Christian Obrist ITA 3:45.46; 8, Guillaume Éraud FRA 3:46.11; 9, David Freeman PUR 3:51.35; 10, Sergey Pakura KGZ 3:57.28

**Heat 2:** 1, Komen 3:39.07; 2, Higuero 3:39.46; 3, Baba 3:39.89; 4, Rob Myers USA 3:41.73; 5, Christoph Lohse GER 3:42.25; 6, Sergey Ivanov RUS 3:43.88; 7, Ali Abubaker Kamal QAT 3:45.95; 8, Mircea Bogdan ROU 3:55.32; 9, Maung Chet MYA 4:04.65; Kamal Boulahfane ALG & James McIlroy GBR DNF

**Heat 3:** 1, Gebremedhin 3:37.16; 2, Simotwo 3:37.23; 3, Ramzi 3:37.31; 4, Casado 3:40.99; 5, Abdelkader Hachlaf MAR 3:42.26; 6, Thamer Kamal Ali QAT 3:44.17; 7, Russell Brown USA 3:47.19; 8, Mounir Yemmouni FRA 3:48.26; 9, Pablo Solares MEX 3:48.78; 10, Ajmal Amirov TJK 3:57.47; 11, Kemal Koyuncu TUR 3:57.70

**Doha 2010****Final (Mar 13)**

1, Deresse Mekonnen	ETH	3:41.86
2, Abdalaati Iguider	MAR	3:41.96
3, Haron Keitany	KEN	3:42.32
4, Mekonnen Gebremedhin	ETH	3:42.42
5, Amine Laâlou	MAR	3:42.42
6, Juan van Deventer	RSA	3:43.77
7, Garrett Heath	USA	3:43.81
8, Mahiedine Mekhissi-Benabbad	FRA	3:45.22
9, Diego Ruiz	ESP	3:52.45

The final started slowly with a 31.75 opening lap by Heath, then he was replaced by Iguider who didn't raise the pace (63.98 at 400m). At 500m Keitany swept through from last to first. The pack strung out but the laps were still slower than 30 seconds until defending champion Mekonnen struck with a 28.40 circuit to 1000m. After another 100m, Iguider nipped ahead again, only for the Ethiopian to return to the front at 1200m. A further 100m later, at the bell, the lead changed yet again as Iguider made another effort with Laâlou in tow.

Laâlou surged down the last backstraight and at 1400m having run the last 100m in close to 13 seconds, so there was a third different leader, making a bid to win, in the space of a lap and a half. Mekonnen stuck to the Morrocans, but Laâlou led into the straight. Having looked so impressive up to that point, the Moroccan then crumbled as first

Mekonnen passed on his outside then Iguder on the inside. The Ethiopian retained his title while a resurrected Keitany came from behind to deprive the fading Laâlou of the bronze. The last lap was covered in 26.74.

**First round (First 2 & 3 fastest to final) (Mar 12)**

**Heat 1:** 1, Laâlou 3:39.96; 2, van Deventer 3:40.07; 3, Gideon Gathimba KEN 3:40.08; 4, Abdelkader Bakhtache FRA 3:40.49; 5, Álvaro Rodríguez ESP 3:40.96; 6, Bruno Albuquerque POR 3:44.32; 7, Christian Klein GER 3:46.14; 8, Ali Abubaker Kamal QAT 3:46.51

**Heat 2:** 1, Mekonnen 3:39.66; 2, Ruíz 3:40.00; 3, Keitany 3:40.04; 4, Will Leer USA 3:42.16; 5, Tim Bayley GBR 3:42.57; 6, Peter van der Westhuizen RSA 3:45.76; 7, Kamal Ali Thamer QAT 3:49.64; 8, Alex Ngouari-Mouissi CGO 4:02.55; 9, Ajmal Amirov TJK 4:03.75

**Heat 3:** 1, Iguder 3:37.14; 2, Gebremedhin 3:38.90; 3, Heath 3:39.25; 4, Mekhissi-Benabbad 3:39.63; 5, Adrian Blincoe NZL 3:40.50; 6, Goran Nava SRB 3:42.79; 7, Christian Obrist ITA 3:46.33; Belal Mansoor Ali BRN DNS

Having done his share of the pacemaking, a 27.33 last lap by Campos brought him victory in a close finish. Less than 10m covered the first six. Bronze medallist Uvízl only made it into the final as the slowest of the fastest losers.

**First round (First 4 & 3 fastest to final) (Jan 18)**

**Heat 1:** 1, Campos 7:59.07; 2, Mei 8:00.18; 3, Clary 8:00.21; 4, Mahmoud 8:00.76; 5, Bruno Lafranchi SUI 8:01.27; 6, Peter Renner NZL 8:06.38; 7, Isaack Lubango TAN 8:12.71; 8, Julian Giraldo COL 8:22.42; 9, Yehezkel Khalifa ISR 8:24.34; 10, Vinko Pokrajčić YUG 8:36.04

**Heat 2:** 1, Herle 7:54.54; 2, Lewis 7:54.55; 3, González 7:54.73; 4, Leitão 7:54.82; 5, Délèze 7:55.22; 6, Verbeeck 7:55.94; 7, Uvízl 7:57.78; 8, Tony Rodgers NZL 7:58.09; 9, Emilio Ulloa CHI 8:19.96; 10, Mohammed Bekheet PLE 8:23.63

**Indianapolis 1987**

**Final (Mar 8)**

- |    |                 |     |         |
|----|-----------------|-----|---------|
| 1, | Frank O'Mara    | IRL | 8:03.32 |
| 2, | Paul Donovan    | IRL | 8:03.89 |
| 3, | Terry Brahm     | USA | 8:03.92 |
| 4, | Mark Rowland    | GBR | 8:04.27 |
| 5, | Doug Padilla    | USA | 8:05.55 |
| 6, | Julius Kariuki  | KEN | 8:06.77 |
| 7, | Pascal Thiébaud | FRA | 8:08.82 |
| 8, | Mogens Guldberg | DEN | 8:10.25 |
- 9, Jacinto Navarrete COL 8:11.89; 10, Uwe Mönkemeyer FRG 8:12.41

The Irish pair of Donovan and O'Mara, each impressive heat winners, shared a very slow early pace (2:55.43 at 1000m) for the first six laps of the final. The real racing began when Rowland took it up on the eighth lap. The Briton stayed in front until two laps from home when overtaken by Padilla and O'Mara.

Padilla led at the bell, at which point O'Mara challenged. The Irishman got in front on the backstraight and sped away to win. Donovan made up three places in the last 100m to give ensure that Ireland won both the gold and silver medals.

**First round (First 3 & 4 fastest to final) (Mar 6)**

**Heat 1:** 1, Donovan 7:58.05; 2, Brahm 7:58.17; 3, Rowland 7:58.47; 4, Dietmar Millonig AUT 7:58.74; 5, Bruno Levant FRA 7:59.47; 6, Raf Wijns BEL 8:01.08; 7, Carey Nelson CAN 8:11.72; 8, Wilson Waigwa KEN 8:17.23; Alessandro Lambruschini ITA DNF

**Heat 2:** 1, O'Mara 7:54.07; 2, Padilla 7:54.58; 3, Thiébaud 7:54.79; 4, Kariuki 7:54.83; 5, Navarrete 7:55.37; 6, Mönkemeyer 7:55.39; 7, Guldberg 7:56.02; 8, Mauricio González MEX 7:56.99; 9, Billy Dee GBR 8:08.98

**Budapest 1989**

**Final (Mar 5)**

- |    |                    |     |         |
|----|--------------------|-----|---------|
| 1, | Saïd Aouita        | MAR | 7:47.94 |
| 2, | José Luis González | ESP | 7:48.66 |
| 3, | Dieter Baumann     | FRG | 7:50.47 |
| 4, | Doug Padilla       | USA | 7:50.93 |
| 5, | Frank O'Mara       | IRL | 7:52.21 |
| 6, | Branko Zorko       | YUG | 7:52.26 |
| 7, | José Luis Carreira | ESP | 7:53.22 |
| 8, | Stefano Mei        | ITA | 7:53.73 |
- 9, Brian Abshire USA 7:53.93; 10, Mikhail Dasko URS 7:54.80

Aouita, the world 5000m record holder, won easily in his only indoor championship. After a slow first two kilometres (5:24.02), defending Champion O'Mara stepped up the pace. The Irishman stayed in front until the final 400m, but could not respond to Aouita's final two laps of 26.85 and 26.92. The Moroccan had run the two halves of the race in 4:02.5 and 3:46.4.

**First round (First 3 & 4 fastest to final) (Mar 4)**

**Heat 1:** 1, Baumann 7:50.22; 2, Zorko 7:50.99; 3, Mei 7:51.48; 4, González 7:51.52; 5, Dasko 7:51.83; 6, Abshire 7:52.52; 7, Jacky Carlier FRA 7:53.16; 8, Gerry O'Reilly IRL 7:53.32; 9, Mohammed Choumassi MAR 7:55.58; 10, Adauto Domingues BRA 7:56.76

**Heat 2:** 1, Aouita 7:51.72; 2, Carreira 7:51.98; 3, Padilla 7:52.00; 4, O'Mara 7:52.37; 5, Klaus-Peter Nabein FRG 7:53.15; 6, Peter Wirz SUI 7:53.70; 7, Rémy Geoffroy FRA 7:53.91; 8, Nikolaos Vouzis GRE 7:59.92; 9, Béla Vágó HUN 8:05.78

1500 METRES										
<b>Multiple Medallists:</b>										
3	Marcus O'Sullivan	IRL	87-1, 89-1, 93-1							
2	Hicham El Guerrouj	MAR	95-1, 97-1							
	Laban Rotich	KEN	99-2, 04-3							
	Ivan Heshko	UKR	04-2, 06-1							
	Daniel Kipchirchir Komen	KEN	06-2, 08-2							
	Deresse Mekonnen	ETH	08-1, 10-1							
<b>Most Finals:</b>										
5	O'Sullivan		87-1, 89-1, 91-4, 93-1, 95-10							
<b>Most Appearances:</b>										
5	O'Sullivan									
4	Yousef Baba	MAR	01-7h2, 04-7, 06-9, 08-8							
	Juan Carlos Higuero	ESP	01-9, 03-8, 04-4h1, 08-3							
	James Nolan	IRL	03-6, 04-8h1, 06-6, 08-6h1							
<b>National Placings:</b>										
	1	2	3	4	5	6	7	8	Points	
KEN	1	4	6	3	-	-	1	-	89	
ESP	-	5	2	1	2	2	-	3	69	
MAR	2	1	1	-	2	-	2	3	44	
USA	-	-	2	3	-	3	3	1	43	
IRL	3	-	-	2	-	2	-	1	41	
ETH	3	-	-	1	-	1	1	-	34	
GER	-	2	-	-	-	-	3	1	21	
POR	1	-	1	-	1	-	1	-	20	
UKR	1	1	-	-	1	-	-	-	19	
FRA	1	-	-	-	2	-	1	1	19	
AUS	1	-	-	-	1	-	-	-	12	
GBR	-	1	-	1	-	-	-	-	12	
CRO	-	-	1	1	-	-	-	-	11	
NED	-	-	1	-	1	-	-	-	10	
POL	-	-	-	1	1	-	-	-	9	
ALG	1	-	-	-	-	-	-	-	8	
ITA	-	-	-	-	1	1	-	1	8	
RUS	-	-	-	-	1	-	1	-	6	
TUN	-	-	-	-	-	2	-	-	6	
TUR	-	-	-	1	-	-	-	-	5	
BRN	-	-	-	-	1	-	-	-	4	
CAN	-	-	-	-	-	1	-	-	3	
RSA	-	-	-	-	-	1	-	-	3	
TCH	-	-	-	-	-	1	-	-	3	
URS	-	-	-	-	-	-	1	-	2	
BEL	-	-	-	-	-	-	-	1	1	
UGA	-	-	-	-	-	-	-	1	1	
<b>Totals</b>	<b>14</b>	<b>14</b>	<b>14</b>	<b>14</b>	<b>14</b>	<b>14</b>	<b>14</b>	<b>13</b>	<b>503</b>	

**3000 Metres**

**Paris 1985**

**Final (Jan 19: Non-championship)**

- |    |                  |     |         |
|----|------------------|-----|---------|
| 1, | João Campos      | POR | 7:57.63 |
| 2, | Don Clary        | USA | 7:57.78 |
| 3, | Ivan Uvízl       | TCH | 7:57.92 |
| 4, | Antonio Leitão   | POR | 7:58.14 |
| 5, | David Lewis      | GBR | 7:58.19 |
| 6, | Francis Gonzalez | FRA | 7:58.78 |
| 7, | Christoph Herle  | FRG | 7:59.52 |
| 8, | Joseph Mahmoud   | FRA | 8:02.90 |
- 9, Stefano Mei ITA 8:03.01; 10, Pierre Délèze SUI 8:10.51; Bob Verbeeck BEL DNF

**Seville 1991****Final (Mar 10)**

1,	Frank O'Mara	IRL	7:41.14
2,	Hammou Boutayeb	MAR	7:43.64
3,	Rob Denmark	GBR	7:43.90
4,	Mogens Guldborg	DEN	7:44.76
5,	John Scherer	USA	7:45.12
6,	Pascal Thiébaud	FRA	7:47.51
7,	José Luis González	ESP	7:48.44
8,	Mattias Ntawulikura	RWA	7:48.92

9, Jacinto Navarrete COL 7:49.46; 10, Rob de Brouwer NED 7:51.69

One of the highest quality entries of the meeting set six national records in the heats. There were six more in the final thanks to the fast pace set by de Brouwer and Ntawulikura. The favourite, 33 year-old Hammou Boutayeb, took over in front and led from O'Mara – the 1987 Champion – and González at 2000m (5:13.48).

Boutayeb's pace soon dropped everyone but O'Mara, who went to the front himself with two laps to go. After 50m of the final lap, O'Mara pulled clear so easily that he allowed himself to celebrate on the final bend. Yet his winning time was the fourth-quickest in history.

**First round (First 3 & 4 fastest to final) (Mar 8)**

**Heat 1:** 1, O'Mara 7:50.64; 2, González 7:50.69; 3, Thiébaud 7:50.90; 4, Navarrete 7:51.19; 5, Moses Kiptanui KEN 7:53.02; 6, Mahmoud Kalboussi TUN 7:53.75; 7, Paul Larkins GBR 7:56.20; 8, Yevgeniy Leontyev URS 7:56.68; 9, Stephane Franke GER 7:58.82; 10, Ricardo Vera URU 8:06.81; 11, James Norris USA 8:08.34; Mohammed Issangar MAR DNF

**Heat 2:** 1, Boutayeb 7:48.62; 2, Denmark 7:48.92; 3, Scherer 7:49.05; 4, Guldborg 7:49.55; 5, De Brouwer 7:51.34; 6, Ntawulikura 7:51.37; 7, Anacleto Jiménez ESP 7:51.67; 8, Kai Jenkel SUI 8:03.96; 9, Nick O'Brien IRL 8:10.63; 10, Dioméde Cishahayo BDI 8:16.87; 11, Tadele Abebe ETH 8:22.81; Jacky Carlier FRA DNF

**Toronto 1993****Final (Mar 14)**

1,	Gennaro Di Napoli	ITA	7:50.26
2,	Eric Dubus	FRA	7:50.57
3,	Enrique Molina	ESP	7:51.10
4,	Bob Kennedy	USA	7:51.27
5,	Mogens Guldborg	DEN	7:52.60
6,	John Mayock	GBR	7:54.41
7,	Brendan Matthias	CAN	7:55.57
8,	Mirko Döring	GER	7:59.42

9, Joe Falcon USA 8:01.94; 10, Frank O'Mara IRL 8:12.71

After Kennedy did all the pacemaking, the race went to the European Champion Di Napoli, who finished with a 26.46 lap. Frank O'Mara's chequered record at these championships continued when he placed 10th and last in the final with sinus problems.

**First round (First 2 & 4 fastest to final) (Mar 12)**

**Heat 1:** 1, Mayock 7:54.13; 2, Kennedy 7:54.28; 3, Victor Rojas ESP 7:54.32; 4, Phillip Clode NZL 7:54.82; 5, Christophe Impens BEL 7:56.07; 6, Steven Agar DMA 7:56.44; 7, Yves Brenier FRA 8:00.65

**Heat 2:** 1, Di Napoli 7:50.69; 2, Matthias 7:50.90; 3, Dubus 7:51.22; 4, Guldborg 7:52.99; 5, Cândido Maia POR 7:54.11; 6, Claes Nyberg SWE 7:56.03; 7, Abdelaziz Sahere MAR 7:59.62; 8, Paul Donovan IRL 8:03.69

**Heat 3:** 1, O'Mara 7:51.12; 2, Falcon 7:51.42; 3, Molina 7:51.84; 4, Döring 7:52.56; 5, Ovidio Olteanu ROU 7:53.17; 6, Peter O'Donoghue AUS 7:53.86; 7, Marc Olesen CAN 7:56.14; 8, Mike Chesire KEN 8:07.78

**Barcelona 1995****Final (Mar 12)**

1,	Gennaro Di Napoli	ITA	7:50.89
2,	Anacleto Jiménez	ESP	7:50.98
3,	Brahim Jabbour	MAR	7:51.42
4,	Mohamed Suleiman	QAT	7:51.73
5,	John Mayock	GBR	7:51.86
6,	Reuben Reina	USA	7:53.86
7,	Shaun Creighton	AUS	7:54.46
8,	Isaac Viciosa	ESP	8:01.00

9, Ovidio Olteanu ROU 8:02.89; 10, Reda Benzine ALG 8:03.60; 11, Mohammed Belabbès ALG 8:05.73; Frank O'Mara IRL DNS

Vénuste Niyongabo would have been the big favourite, having easily beaten the world record holder Moses Kiptanui two weeks earlier in Birmingham. Unfortunately, the Burundian was mistakenly prevented from entering Spain. He became separated from his agent at the airport and, lacking the necessary papers, was flown back to his Italian base. When the authorities realised what had happened, Niyongabo was given the opportunity to return but declined.

Di Napoli defended his title from the front. He reached halfway in 4:01.7 then speeded up. Jiménez made a late challenge but the Italian, who frequently looked up at the video scoreboard, was always in control.

**First round (First 4 & 4 fastest to semi-finals) (Mar 10)**

**Heat 1:** 1, Di Napoli 7:56.47; 2, Olteanu 7:56.75; 3, Suleiman 7:56.78; 4, Jiménez 7:56.94; 5, Jabbour 7:57.32; 6, Reina 7:58.28; 7, Benzine 7:58.50; 8, Cândido Maia POR 8:00.79; 9, Ahmad Warsama QAT 8:03.06; 10, Mahmoud Kalboussi TUN 8:05.60; 11, Mirko Döring GER 8:05.98

**Heat 2:** 1, Creighton 7:57.35; 2, Mayock 7:57.91; 3, O'Mara 7:58.11; 4, Viciosa 7:58.11; 5, Belabbès 7:58.74; 6, Jacky Carlier FRA 7:59.42; 7, João N'Tyamba ANG 8:03.93; 8, Ronnie Harris USA 8:05.40; 9, Siphon Dlamini SWZ 8:09.99; 10, Marcelo Cascabelo ARG 8:14.97

**Paris 1997****Final (Mar 9)**

1,	Haile Gebrselassie	ETH	7:34.71
2,	Paul Bitok	KEN	7:38.84
3,	Ismail Sghir	MAR	7:40.01
4,	Gennaro Di Napoli	ITA	7:41.05
5,	Moses Kiptanui	KEN	7:41.87
6,	John Mayock	GBR	7:44.31
7,	Fita Bayesa	ETH	7:49.47
8,	El Hassane Lahssini	MAR	7:50.54

9, Anacleto Jiménez ESP 7:52.55; 10, Sergey Drygin RUS 7:56.38; 11, Saïd Chebili FRA 7:58.57; 12, Massimo Pegoretti ITA 8:10.49

Gebrselassie allowed Lahssini to take the initial lead before moving to the front just before the first kilometre (2:33.94). By halfway the Ethiopian was comfortably clear, having clocked around 57.9 for the third 400m segment. It was a measure of Gebrselassie's dominance that Kiptanui, himself a former world record holder, quickly lost touch.

Gebrselassie's second kilometre took just 2:26.06; a new world record looked possible until it became clear that the unven pace had taken its toll. The leader slowed somewhat in the final 600m, his last lap taking 32.20. His final time was the third-best ever.

**First round (First 4 and 4 fastest to semi-finals) (Mar 7)**

**Heat 1:** 1, Di Napoli 7:52.72; 2, Kiptanui 7:52.98; 3, Bayesa 7:53.24; 4, Lahssini 7:53.53; 5, Carlos Garcia ESP 7:54.01; 6, Robert Andersen DEN 7:54.72; 7, Kamiel Maase NED 7:54.79; 8, Ian Grime GBR 7:56.30; 9, Reuben Reina USA 7:57.00; 10, Marc Ostendarp GER 8:02.47; 11, Mark Carroll IRL 8:05.49; 12, Cândido Maia POR 8:06.58; 13, Mark Hhawi TAN 8:18.28

**Heat 2:** 1, Gebrselassie 7:50.14; 2, Sghir 7:50.42; 3, Bitok 7:51.53; 4, Mayock 7:51.69; 5, Chebili 7:52.55; 6, Pegoretti 7:52.60; 7, Jiménez 7:52.95; 8, Drygin 7:53.99; 9, Samuli Vasala FIN 7:54.07; 10, Jason Bunston CAN 7:56.75; 11, Ahmed Warsama QAT 8:00.64; 12, Kent Claesson SWE 8:04.29; 13, Reda Benzine ALG 8:05.55; 14, Marc Davis USA 8:20.37

**Maebashi 1999****Straight Final (Mar 5)**

1,	Haile Gebrselassie	ETH	7:53.57
2,	Paul Bitok	KEN	7:53.79
3,	Million Wolde	ETH	7:53.85
4,	Gennaro Di Napoli	ITA	7:55.60
5,	Yusef El Nasri	ESP	7:56.70
6,	Steve Holman	USA	7:56.96
7,	Darren Lynch	AUS	7:58.12
8,	Marco Antonio Rufo	ESP	7:58.24

9, Ali Saïdi-Sief ALG 8:02.20; 10, Brian Baker USA 8:04.59; 11, Akira Kuniwa JPN 8:04.95; 12, Réda Benzine ALG 8:07.89; 13, Yonas Kifle ERI 8:34.41

Once it was confirmed that defending champion Gebrselassie would later contest the 1500m in Maebashi, it was unlikely that he would want a super-fast pace ... nor did anyone else.

Bitok led at 2000m (5:26.85), at which point the shuffling of the slow-moving pack suddenly left Gebrselassie boxed. He fell back to ninth pace during the lap between 2000m and 2200m, but he found his way back to the front after Di Napoli picked up the pace with three laps remaining. Gebrselassie hit the front just before two laps to go, followed by Wolde, Bitok and Di Napoli. The younger Ethiopian stayed in touch, and for a moment down the last backstraight looked as if he might even challenge Gebrselassie. Instead, he faded slightly and allowed Bitok to come through and repeat his 1997 silver. The last 400m took 55.2, with a 27.2 last lap.

### Lisbon 2001

#### Final (Mar 11)

1,	Hicham El Guerrouj	MAR	7:37.74
2,	Mohammed Mourhit	BEL	7:38.94
3,	Alberto García	ESP	7:39.96
4,	John Mayock	GBR	7:44.08
5,	Million Wolde	ETH	7:44.54
6,	Bernard Lagat	KEN	7:45.52
7,	Mark Carroll	IRL	7:46.79
8,	Craig Mottram	AUS	7:48.34

9, Mohamed Khaldi ALG 7:52.76; 10, Paul Bitok KEN 7:54.16; 11, Bouabdallah Tahri FRA 7:57.84; 12, Antonio Jiménez ESP 8:04.01; 13, Saïd Berrioui MAR 8:04.38

After world indoor golds at 1500m in 1995 and 1997, El Guerrouj moved up a distance. In the final, he opened up a big lead after covering the section between 2000m and 2400m in 57.23. Then he appeared to deliberately slow, allowing Mourhit and García to close up. Any victory hopes those two had vanished when the Moroccan surged again in the final lap. His last kilometre took just 2:24.76.

#### First Round (First 5 & 2 fastest to final) (Mar 9)

**Heat 1:** 1, El Guerrouj 8:05.50; 2, Wolde 8:06.11; 3, Tahri 8:06.13; 4, Bitok 8:06.13; 5, Jiménez 8:06.18; 6, Khaldi 8:06.18; 7, Tim Broe USA 8:09.37; 8, Yaroslav Musinskiy MDA 8:21.85; 9, Tau Khotso LES 8:26.83  
**Heat 2:** 1, Mottram 7:50.21; 2, García 7:50.84; 3, Lagat 7:50.93; 4, Mourhit 7:50.99; 5, Berrioui 7:51.07; 6, Mayock 7:51.10; 7, Carroll 7:53.64; 8, Youssef Allem ALG 7:56.42; 9, Eric Dubus FRA 7:58.09; 10, Souley Oumarou NIG 8:44.25; 11, Djamched Rasulov TJK 8:44.53

### Birmingham 2003

#### Final (Mar 16)

1,	Haile Gebrselassie	ETH	7:40.97
2,	Alberto García	ESP	7:42.08
3,	Luke Kipkosgei	KEN	7:42.56
4,	Jesús España	ESP	7:42.70
5,	Abiyote Abate	ETH	7:43.21
6,	Gert-Jan Liefers	NED	7:44.34
7,	Leonard Mucheru	KEN	7:44.83
8,	John Mayock	GBR	7:45.32

9, Abderrahim Goumri MAR 7:47.43; 10, Günther Weidlinger AUT 7:53.59; 11, Mohamed Khaldi ALG 7:56.05; 12, Jaouad Gharib MAR 8:01.01

Haile Gebrselassie won a record 11th individual IAAF world gold with a display of his trademark kick in the last 300m. The Moroccans Goumri and Gharib traded the lead in the first two kilometres (2:35.62 and 5:14.87). Then García, who had recently lowered the European record to 7:32.98, made his move. He ran the section from 2000m to 2400m in 61.6 and continued to accelerate, yet was easily reeled in by Gebrselassie, who ran the last 400m in 54.9 to García's 56.6.

#### First round (First 3 & 4 fastest to semi-finals) (Mar 15)

**Heat 1:** 1, Gebrselassie 7:51.43; 2, Liefers 7:51.95; 3, España 7:52.41; 4, Mayock 7:52.59; 5, Khaldi 7:53.33; 6, Mucheru 7:53.41; 7, Goumri 7:54.02; 8, Bolota Asmerom USA 7:55.36; 9, Michael Aish NZL 8:03.17; 10, Joseph Simuchimba ZAM 8:20.10; 11, Chris Votu SOL 9:03.84

**Heat 2:** 1, Kipkosgei 7:47.50; 2, Abate 7:47.57; 3, García 7:50.95; 4, Gharib 7:51.59; 5, Weidlinger 7:51.94; 6, Khoudir Aggoune ALG 7:54.59; 7, Jonathon Riley USA 8:02.94; 8, Lorenzo Perrone ITA 8:04.00; 9, Tom Mayo GBR 8:07.37; 10, Wu Wen-Chien TPE 8:14.61; 11, Euclides Varela CPV 8:29.10; 12, Ajmal Amirov TJK 9:04.53

### Budapest 2004

#### Final (Mar 6)

1,	Bernard Lagat	KEN	7:56.34
2,	Rui Silva	POR	7:57.08
3,	Markos Geneti	ETH	7:57.87
4,	Antonio Jiménez	ESP	7:58.23
5,	Sergio Gallardo	ESP	7:58.96
6,	Gert-Jan Liefers	NED	8:02.86
7,	Kevin Sullivan	CAN	8:03.34
8,	Mohammed Amyn	MAR	8:03.50

9, Hicham Bellani MAR 8:03.73; 10, Craig Mottram AUS 8:03.82; 11, Abiyote Abate ETH 8:09.71; 12, Sergiy Lebid UKR 8:14.32

The first half of the race was very slow (4:17.8), after which Mottram speeded things up with a second kilometre of 2:36.42. With three laps to go, Lagat, Geneti, Silva and Jimenez streamed past the Australian with the Kenyan winding up the pace. At the bell the Lisbon 1500m winner Silva tried to get in front but was held off by Lagat who won with a 26.63 last lap and a 3:38.5 second half. "It was challenging in my mind," said Lagat, "because I knew he [Silva] was close and could pass me at any time."

#### First round (First 4 & 4 fastest to final) (Mar 5)

**Heat 1:** 1, Geneti 7:52.08; 2, Silva 7:52.14; 3, Jiménez 7:52.25; 4, Liefers 7:52.75; 5, Bellani 7:53.10; 6, Boaz Cheboiywo KEN 7:53.69; 7, Bolota Asmerom USA 7:53.86; 8, Vyacheslav Shabunin RUS 7:53.92; 9, John Mayock GBR 7:54.41; 10, Khoudir Aggoune ALG 7:55.94; 11, Euclides Varela CPV 8:19.17  
**Heat 2:** 1, Lagat 7:47.70; 2, Mottram 7:48.09; 3, Abate 7:48.25; 4, Gallardo 7:48.27; 5, Lebid 7:48.28; 6, Sullivan 7:48.38; 7, Amyn 7:49.92; 8, Jonathon Riley USA 7:55.58; 9, Günther Weidlinger AUT 7:59.82; 10, Tom Mayo GBR 8:03.88; 11, Ajmal Amirov TJK 8:38.37

### Moscow 2006

#### Final (Mar 12)

1,	Kenenisa Bekele	ETH	7:39.32
2,	Saif Saaeed Shaheen	QAT	7:41.28
3,	Eliud Kipchoge	KEN	7:42.58
4,	Alistair Cragg	IRL	7:46.43
5,	Shadrack Korir	KEN	7:47.11
6,	Tariku Bekele	ETH	7:47.67
7,	Adil Kaouch	MAR	7:48.01
8,	Moukheld Al-Outaibi	KSA	7:52.91

9, Pavel Naumov RUS 7:56.24; 10, Günther Weidlinger AUT 7:57.32; 11, Tareq Mubarak Taher BRN 8:04.99; 12, Halil Akkaş TUR 8:10.37

With 2005 World Champions Shaheen (steeplechase), and Bekele (10,000m), as well as Kipchoge, winner in 2003 over 5000m, this was the most talent-loaded event of the meeting. Cragg led to halfway in the final (4:02.5) without putting any strain on the leading contenders. The tempo changed sharply as Bekele surged into the lead with the next 100m in 14.6. Bekele and Kipchoge shared the pace over the next three laps, covered in 2:55.8, before the Ethiopian zipped away on the last lap of 26.45 to finish in 7:39.32. Bekele's second 1500m had taken just 3:36.5, and the final 1000m was covered in 2:23.33. Shaheen, in only his second indoor race passed Kipchoge at the bell. Said the winner: "indoors is like a fun run for me."

#### First round (First 4 & 4 fastest to final) (Mar 10)

**Heat 1:** 1, Kipchoge 7:52.57; 2, Bekele 7:52.58; 3, Shaheen 7:52.85; 4, Cragg 7:53.74; 5, Weidlinger 7:53.83; 6, Akkaş 7:54.60; 7, Taher 7:55.10; 8, Naumov 7:55.28; 9, Jonathon Riley USA 7:59.30; 10, Isaac Kiprof UGA 8:05.00; 11, Francisco Javier Alves ESP 8:11.85; 12, Bjørnar Ustad Kristensen NOR 8:21.90  
**Heat 2:** 1, Bekele 7:54.85; =2, Korir & Al-Outaibi 7:55.14; 4, Kaouch 7:55.18; 5, Sergey Ivanov RUS 7:56.44; 6, César Pérez ESP 7:58.06; 7, Vincent Le Dauphin FRA 7:58.60; 8, Dieudonné Disi RWA 8:01.73; 9, Adam Ismail Khamis BRN 8:02.16; 10, Iaroslav Musinschi MDA 8:08.35; 11, Steve Slattery USA 8:17.15; 12, Jorge Cabrera PAR 8:33.95

## Valencia 2008

## Final (Mar 9)

1,	Tariku Bekele	ETH	7:48.23
2,	Paul Kipsiele Koech	KEN	7:49.05
3,	Abreham Cherkos	ETH	7:49.96
4,	Edwin Soi	KEN	7:51.60
5,	Craig Mottram	AUS	7:52.42
6,	Mohamed Farah	GBR	7:55.08
7,	Ali Maataoui	MAR	7:58.93
8,	Sergio Sánchez	ESP	7:59.74;
9,	James Kwalia	QAT	8:00.44;
10,	Kamal Boulahfane	ALG	8:04.73;
11,	Jonathon Riley	USA	8:05.59;
12,	Arne Gabius	GER	8:11.21

The 21 year-old Tariku Bekele succeeded his brother Kenenisa as 3000m champion. The pace was very slow for the first 1000m (2:48.58), but steeplechaser Koech upped the tempo with a second kilometre of 2:37.13. Bekele, who had come to Valencia with 2008's fastest time (7:31.09), took the lead with 700m to go, and running with a less relaxed arm action than that of his better known brother, got clear of Koech with a penultimate 400m of 56.3, followed by a final 400m of 56.9. His last 1000m had taken just 2:22.52 and last 1500m 3:40.3.

## First round (First 4 &amp; 4 fastest to final) (Mar 7)

**Heat 1:** 1, Soi 8:03.54; 2, Bekele 8:03.55; 3, Farah 8:04.65; 4, Sánchez 8:04.71; 5, Cosimo Caliendo ITA 8:04.80; 6, Sultan Khamis Zaman QAT 8:05.61; 7, Chris Solinsky USA 8:06.29; 8, Javier Carriqueo ARG 8:12.40; 9, David Galván MEX 8:28.29

**Heat 2:** 1, Koech 7:54.46; 2, Cherkos 7:54.51; 3, Mottram 7:55.27; 4, Maataoui 7:56.26; 5, Kwalia 7:58.13; 6, Riley 7:59.22; 7, Gabius 7:59.48; 8, Boulahfane 7:59.88; 9, Nick McCormick GBR 8:00.01; 10, Sylvain Rukundo RWA 8:02.49; 11, Audace Baguma BDI 8:10.56

## Doha 2010

## Final (Mar 14)

1,	Bernard Lagat	USA	7:37.97
2,	Sergio Sánchez	ESP	7:39.55
3,	Sammy Mutahi	KEN	7:39.90
4,	Tariku Bekele	ETH	7:40.10
5,	Galen Rupp	USA	7:42.40
6,	Jesús España	ESP	7:42.82
7,	Hicham Bellani	MAR	7:44.15
8,	James Kwalia	QAT	7:46.12
9,	Essa Ismail Rashed	QAT	7:47.94;
10,	Dejen Gebremeskel	ETH	7:48.69;
11,	Augustine Choge	KEN	7:53.42;
12,	Hais Welday	ERI	8:04.10

Choge – the fastest man in 2010 at 7:31.75 – was the quickest in the heats and was the early leader in the final, passing 1000m in 2:36.19. The pace remained similar through 2000m, led by defending champion Bekele at 5:12.32. The Ethiopian then surged, covering the next two laps in 1:57.26 with only Lagat in close proximity. The American kicked at the bell, and covered the last lap in 28.39 to become (at 35 years 92 days) the oldest man to win a world indoor title and the first man to win titles representing two countries (having triumphed in the 3000m as a Kenyan in 2004). Sánchez overtook Bekele with 50m remaining and Mutahi edged into bronze medal position in the last couple of strides. "I like to be towed," admitted the winner, explaining his passive tactics.

## First round (First 4 &amp; 4 fastest to final) (Mar 12)

**Heat 1:** 1, Choge 7:43.80; 2, Gebremeskel 7:44.26; 3, Sánchez 7:44.33; 4, Kwalia 7:44.61; 5, Welday 7:45.44; 6, Bellani 7:50.46; 7, Hayle Ibrahimov AZE 8:05.43; 8, Tareq Mubarak Taher BFN 8:14.67; 9, Ion Luchianov MDA 8:15.91

**Heat 2:** 1, Lagat 7:59.99; 2, Bekele 8:00.29; 3, Mutahi 8:00.53; 4, España 8:00.65; 5, Rupp 8:00.90; 6, Rashed 8:01.08; 7, Gezachw Yossef ISR 8:03.62; 8, Scott Overall GBR 8:08.02; 9, Marco Joseph TAN 8:22.18

## 3000 METRES

## Multiple Medallists:

3	Haile Gebrselassie	ETH	97-1, 99-1, 03-1
2	Frank O'Mara	IRL	87-1, 91-1
	Gennaro Di Napoli	ITA	93-1, 95-1
	Paul Bitok	KEN	97-2, 99-2
	Alberto García	ESP	01-3, 03-2
	Bernard Lagat	KEN/USA	04-1, 10-1

## 3000 Metres, continued

## Most Finals:

5	John Mayock	GBR	93-6, 95-5, 97-6, 01-4, 03-8
	O'Mara		87-1, 89-5, 91-1, 93-10, 95-dns
4	Di Napoli		93-1, 95-1, 97-4, 99-4

## Most Appearances:

6	Mayock		93-6, 95-5, 97-6, 01-4, 03-8, 04-9h1
5	O'Mara	IRL	87-1, 89-5, 91-1, 93-10, 95-dns/final

## National Placings:

	1	2	3	4	5	6	7	8	Points
ETH	5	-	3	1	2	1	1	-	76
KEN	1	3	3	1	2	2	1	-	68
ESP	-	4	2	2	2	1	2	3	68
USA	1	1	1	2	3	2	-	-	49
MAR	2	1	2	-	-	-	3	2	43
IRL	2	1	-	1	1	-	1	-	34
GBR	-	-	1	2	2	3	-	1	34
ITA	2	-	-	2	-	-	-	1	27
POR	1	1	-	1	-	-	-	-	20
FRA	-	1	-	-	-	2	1	1	16
QAT	-	1	-	1	-	-	-	1	13
DEN	-	-	-	1	1	-	-	1	10
GER	-	-	1	-	-	-	1	1	9
AUS	-	-	-	-	1	-	2	1	9
BEL	-	1	-	-	-	-	-	-	7
TCH	-	-	1	-	-	-	-	-	6
NED	-	-	-	-	-	2	-	-	6
CAN	-	-	-	-	-	-	2	-	4
YUG	-	-	-	-	-	1	-	-	3
KSA	-	-	-	-	-	-	-	1	1
RWA	-	-	-	-	-	-	-	1	1
Totals	14	14	14	14	14	14	14	14	504

## 60 Metres Hurdles

## Paris 1985

## Final (Jan 19: Non-championship)

1,	Stéphane Caristan	FRA	7.67
2,	Javier Moracho	ESP	7.69
3,	Jon Ridgeon	GBR	7.70
4,	Cletus Clark	USA	7.74
5,	Vyacheslav Ustinov	URS	7.75
6,	Modesto Castillo	DOM	7.86

Moracho had the better start, but Olympic finalist Caristan had the strongest finish to delight the crowd of 7500. The revelation of the event was 17 year-old Ridgeon, who beat Caristan in the heats before taking an unexpected bronze medal.

## First round (First 3 &amp; 3 fastest to semi-finals) (Jan 19)

**Heat 1:** 1, Clark 7.86; 2, Bertocchi 7.99; 3, Muster 8.11; 4, Petter Hesselberg NOR 8.12; 5, Li Jieqiang CHN 8.14; 6, Said Kahia MAR 8.38

**Heat 2:** 1, Ridgeon 7.70; 2, Caristan 7.73; 3, Moracho 7.85; 4, Glass 7.90; 5, Robert Ekpete NOR 8.12; 6, Karl Smith JAM 8.19

**Heat 3:** 1, Ustinov 7.82; 2, Sala 7.87; 3, Castillo 7.89; 4, Tozzi 7.91; 5, Wu 8.00; 6, Serge Hatil FRA 8.01

## Semi-finals (First 3 to final) (Jan 19)

**Heat 1:** 1, Clark 7.74; 2, Moracho 7.76; 3, Ridgeon 7.79; 4, Jeff Glass CAN 7.85; 5, Gianni Tozzi ITA 7.88; 6, Marc Muster SUI 8.10

**Heat 2:** 1, Caristan 7.63; 2, Ustinov 7.73; 3, Castillo 7.83; 4, Carlos Sala ESP 7.85; 5, Wu Ching-jing TPE 8.01; 6, Luigi Bertocchi ITA 8.09

## Indianapolis 1987

## Final (Mar 8)

1,	Tonie Campbell	USA	7.51
2,	Stéphane Caristan	FRA	7.62
3,	Nigel Walker	GBR	7.66
4,	Colin Jackson	GBR	7.68
5,	Arto Bryggare	FIN	7.68
6,	Javier Moracho	ESP	7.89
	Mark McKoy	CAN	DNF
	Greg Foster	USA	DQ



The quality of this event was evident from Foster's championship record 7.46 in the heats. In the final, the American was drawn to the immediate right of McKoy, who had once shared the world record with Foster.

After a false start by Campbell, McKoy got away the quickest and built up a clear lead. Meanwhile, Foster hit the second and third hurdles, lost balance, and collided with McKoy. In a spectacular fall, both crashed to the ground, entangled with McKoy's fourth hurdle. This left Campbell as a comfortable winner.

Foster was disqualified after the incident and McKoy declared a non-finisher. The Canadian revealed that he and Foster usually bumped each other accidentally when drawn together as they were in the final, because the American has a left leg lead to the Canadian's right.

"Those things happen," said McKoy. "I don't blame Greg at all. It wasn't his fault he lost his balance. The hurdles is a dangerous event. When you clip a hurdle at that speed there's nothing you can do."

Foster said "All I do remember is that I did run into Mark's lane."

**First round (First 2 & 2 fastest to final) (Mar 6)**

**Heat 1:** 1, McKoy 7.56; 2, Bryggare 7.66; 3, Walker 7.67; 4, Andrew Parker JAM 7.75; 5, Ulf Söderman SWE 7.84

**Heat 2:** 1, Foster 7.46; 2, Jackson 7.63; 3, Moracho 7.73; 4, Liviu Giurgian ROU 8.05; 5, Luigi Bertocchi ITA 8.13; 6, Mauricio Carranza ESA 9.01; 7, Hisham Makin Mohamed EGY 10.11

**Heat 3:** 1, Campbell 7.64; 2, Caristan 7.77; 3, György Bakos HUN 7.84; 4, Donald Wright AUS 7.90; 5, Carlos Sala ESP 7.92; 6, Judex Lefou MRI 8.38

**Budapest 1989**

**Final (Mar 3)**

1,	Roger Kingdom	USA	7.43
2,	Colin Jackson	GBR	7.45
3,	Igor Kazanov	URS	7.59
4,	Holger Pohland	GDR	7.70
5,	Emilio Valle	CUB	7.71
6,	Tonie Campbell	USA	7.86

Jackson and Kazanov got the best start but Kingdom, the Olympic Champion, started to close and the two were level at the final hurdle. Both men hit the last barrier, with Jackson coming off worse. The American went on to win with the third-quickest time in history.

"At one time I was wondering whether I was going to catch the guy or not," said Kingdom.

**First round (Winner & 7 fastest to semi-finals) (Mar 3)**

**Heat 1:** 1, Jackson 7.57; 2, Valle 7.68; 3, Nagorka 7.77; 4, Harri Rouhiainen FIN 7.99; 5, Lajos Sarközi HUN 8.13

**Heat 2:** 1, Kazanov 7.72; 2, Boroi 7.82; 3, Javier Moracho ESP 7.94; 4, Noureddine Tadjine ALG 8.14

**Heat 3:** 1, Pohland 7.80; 2, Sala 7.83; 3, Liviu Giurgian ROU 7.84; 4, Ulf Söderman SWE 7.98; 5, Kai Kyllönen FIN 8.06

**Heat 4:** 1, Kingdom 7.63; 2, Hudec 7.70; 3, Röttl 7.78; 4, Rafal Ciesla POL 7.84; Renaldo Quintero CUB DNF

**Heat 5:** 1, Markin 7.75; 2, Campbell 7.78; 3, György Bakos HUN 7.85; 4, Joilto Santos Bonfim BRA 7.98; 5, Alain Cuypers BEL 11.98

**Semi-finals (First 3 to final) (Mar 3)**

**Heat 1:** 1, Kingdom 7.50; 2, Valle 7.63; 3, Pohland 7.66; 4, Gheorghe Boroi ROU 7.75; 5, Aleksandr Markin URS 7.75; 6, Tomasz Nagorka POL 7.77

**Heat 2:** 1, Jackson 7.55; 2, Kazanov 7.65; 3, Campbell 7.74; 4, Carlos Sala ESP 7.80; 5, Jiří Hudec TCH 7.82; 6, Herwig Röttl AUT 8.07

**Seville 1991**

**Final (Mar 9)**

1,	Greg Foster	USA	7.45	0.142
2,	Igor Kazanov	URS	7.47	0.086
3,	Mark McKoy	CAN	7.49	0.150
4,	Emilio Valle	CUB	7.60	0.202
5,	Sergey Usov	URS	7.66	0.174
6,	Philippe Tourret	FRA	7.66	0.169
7,	George Boroi	ROU	7.67	0.197
8,	Jack Pierce	USA	7.68	0.156

Four years after Indianapolis, Foster and McKoy clashed again, though this time Foster was drawn to the left of the Canadian. Just like 1987, McKoy got the best start in the final. Foster, who set a 1991 world best of 7.44 in the semis, closed the gap. He, McKoy and Kazanov hurdled the final flight level. The 32 year-old Foster had the best run-in, while Kazanov also got the better of the fading McKoy.

**First round (First 3 & 4 fastest to final) (Mar 9)**

**Heat 1:** 1, McKoy 7.58; 2, Usov 7.75; 3, Parker 7.77; 4, Kearns 7.78; 5, Carlos Sala ESP 7.78; Róbert Zmélík TCH DNF

**Heat 2:** 1, Boroi 7.68; 2, Kazanov 7.72; 3, Pohland 7.73; 4, Laurent Ottotz ITA 7.81; 5, Rafal Ciesla POL 7.84; 6, Kinihiro Kaneko JPN 7.89; 7, Nur Herman Majid MAS 8.33

**Heat 3:** 1, Foster 7.52; 2, Valle 7.58; 3, Wójcik 7.70; 4, Hudec 7.71; 5, Philibert 7.75; 6, Toshihiko Iwasaki JPN 7.94

**Heat 4:** 1, Pierce 7.62; 2, Tourret 7.66; 3, Walker 7.72; 4, Röttl 7.77; 5, Stefan Mattern GER 7.85; 6, Tim Kroeker CAN 7.93

**Semi-finals (First 4 to final) (Mar 9)**

**Heat 1:** 1, Foster 7.44; 2, Valle 7.60; 3, Boroi 7.60; 4, Usov 7.66; 5, T. J. Kearns IRL 7.69; 6, Piotr Wójcik POL 7.73; 7, Dan Philibert FRA 7.77; 8, Andrew Parker JAM 7.84

**Heat 2:** 1, McKoy 7.49; 2, Kazanov 7.56; 3, Tourret 7.59; 4, Pierce 7.61; 5, Nigel Walker GBR 7.65; 6, Jiří Hudec TCH 7.67; 7, Holger Pohland GER 7.73; 8, Herwig Röttl AUT 7.76

**Toronto 1993**

**Final (Mar 14)**

1,	Mark McKoy	CAN	7.41	0.053
2,	Colin Jackson	GBR	7.43	0.154
3,	Tony Dees	USA	7.43	0.157
4,	Florian Schwarhoff	GER	7.54	-
5,	Igor Kazanov	LAT	7.55	0.133
6,	George Boroi	ROU	7.72	0.167
7,	Emilio Valle	CUB	7.74	0.178
8,	Sergey Usov	BLR	7.90	0.221

The biggest controversy of the Championships came at the start of the final, when McKoy was not recalled after registering the phenomenal reaction time of 0.053. This was well under the 0.100 period below which the starter is given an audible signal. However, the rules state that the starter "shall be sole judge of any fact connected with the start of the race," and, on this occasion, the starter chose not to penalise the Canadian, who had already committed a false start. Under 2012 rules, he would have been disqualified instantly.

McKoy's start gave him a metre's lead at the first hurdle. Dees and Jackson closed down but the Canadian, who had lowered his personal best to 7.44 in the semis, won in a Commonwealth record of 7.41.

There were no protests about the starter's decision, but McKoy admitted "It looked as if I had a flier. If I hadn't got that questionable start Colin may well have won it."

**First round (First 3 & 4 fastest to semi-finals) (Mar 13)**

**Heat 1:** 1, Dees 7.56; 2, Li 7.70; 3, Kováč 7.76; 4, Kearns 7.82; 5, Hudec 7.84; 6, Antti Haapakoski FIN 7.87; 7, Gaute Melby Gundersen NOR 8.07

**Heat 2:** 1, Jackson 7.49; 2, Boroi 7.74; 3, Röttl 7.83; 4, Arthur Blake USA 7.91; 5, Guntis Peders LAT 7.91; 6, Kai Kyllönen FIN 7.98; 7, Carlos Sala ESP 8.04

**Heat 3:** 1, McKoy 7.55; 2, Usov 7.71; 3, Koszewski 7.81; 4, Andrade 7.82; 5, Sébastien Thibault FRA 7.91; 6, Andy Tulloch GBR 7.97; 7, Stelios Bisbas GRE 8.00

**Heat 4:** 1, Schwarhoff 7.65; 2, Valle 7.72; 3, Kazanov 7.73; 4, Kroeker 7.81; 5, Alain Cuypers BEL 7.86; 6, Aleksandr Markin RUS 7.90; 7, Mauricio Carranza ESA 8.68

**Semi-finals (First 3 & 2 fastest to final) (Mar 13)**

**Heat 1:** 1, Jackson 7.58; 2, Schwarhoff 7.61; 3, Kazanov 7.62; 4, Boroi 7.72; 5, Li Tong CHN 7.76; 6, Herwig Röttl AUT 7.82; 7, Jiří Hudec CZE 7.83; 8, Tim Kroeker CAN 7.89

**Heat 2:** 1, McKoy 7.44; 2, Dees 7.48; 3, Usov 7.65; 4, Valle 7.74; 5, Henry Andrade CPV 7.75; 6, Dietmar Koszewski GER 7.81; 7, Igor Kováč SVK 7.84; 8, T. J. Kearns IRL 7.89

**Barcelona 1995**

**Final (Mar 12)**

1,	Allen Johnson	USA	7.39	0.137
2,	Courtney Hawkins	USA	7.41	-
3,	Tony Jarrett	GBR	7.42	0.146

4,	Mark McKoy	AUT	7.46	0.155
5,	Emilio Valle	CUB	7.67	0.137
6,	Antti Haapakoski	FIN	7.70	0.133
7,	Frank Busemann	GER	7.70	0.119
8,	Kyle Vander-Kuyp	AUS	7.73	0.117

In Madrid the previous month, Allen Johnson became the first man in two years to beat world record holder Colin Jackson in a hurdles race. In Jackson's absence, Johnson was the favourite and beat another British rival, Jarrett, to win his semi-final in a time which equalled the championship record.

In the final, defending champion McKoy got his usual good start but Johnson took control from the third hurdle. Despite hammering the fourth, he won with a new championship best.

#### First round (First 2 & 4 fastest to semi-finals) (Mar 11)

**Heat 1:** 1, Li Tong 7.66; 2, Pechonkin 7.75; 3, Valle 7.76; 4, Mehlich 7.79; 5, Gaute Gundersen NOR 7.85; 6, Sébastien Thibault FRA 7.86; 7, Johan Lisabeth BEL 7.88

**Heat 2:** 1, Busemann 7.67; 2, Lanau 7.78; 3, Igor Kazanov LAT 7.80; 4, Jiří Hudec CZE 7.84; 5, Chen Yanhao CHN 7.91; Muhammed Amin PAK & Robert Tupuhoe PYF DNS

**Heat 3:** 1, Johnson 7.66; 2, Boroi 7.73; 3, Tim Kroeker CAN 7.89; 4, Miguel Soto PUR 7.96; 5, Hakim Mazou CGO 8.07

**Heat 4:** 1, McKoy 7.67; 2, Kahkonen 7.75; 3, Sven Göhler GER 7.80; 4, Carlos Sala ESP 7.82; 5, Aleksandr Yenko MDA 7.97; 6, Brian Taylor GBR 8.00; 7, Yevgeniy Shorokhov KGZ 8.10

**Heat 5:** 1, Hawkins 7.62; 2, Batte 7.74; 3, Kováč 7.75; 4, Niklas Eriksson SWE 7.88; 5, Christian Maislinger AUT 7.96; 6, Nur Herman Majid MAS 8.03; William Fong SAM DQ

**Heat 6:** 1, Jarrett 7.58; 2, Haapakoski 7.65; 3, Vander-Kuyp 7.74; 4, Artur Kohutek POL 7.84; 5, Wagner Marseille HAI 7.92; 6, Jonathan Nsenga BEL 7.93; 7, Mohammed Samy EGY 8.09

#### Semi-finals (First 4 to final) (Mar 11)

**Heat 1:** 1, Johnson 7.41; 2, Jarrett 7.46; 3, Busemann 7.63; 4, Vander-Kuyp 7.73; 5, Jyrki Kahkonen FIN 7.73; 6, Erik Batte CUB 7.83; 7, Ronald Mehlich POL 7.84; 8, George Boroi ROU 7.89

**Heat 2:** 1, McKoy 7.46; 2, Hawkins 7.46; 3, Valle 7.61; 4, Haapakoski 7.65; 5, Li Tong CHN 7.66; 6, Yevgeniy Pechonkin RUS 7.72; 7, Igor Kováč SVK 7.75; 8, Antoni Lanau ESP 7.79

## Paris 1997

### Final (Mar 9)

1,	Anier García	CUB	7.48	0.139
2,	Colin Jackson	GBR	7.49	0.115
3,	Tony Dees	USA	7.50	0.129
4,	Duane Ross	USA	7.54	0.110
5,	Igor Kováč	SVK	7.59	0.147
	Jonathan Nsenga	BEL	DQ (r40.1) (7.71)	0.134

Jackson collected his third world indoor silver while Dees became the oldest ever male world indoor medallist, but the day belonged to García. On his 21st birthday he took the gold. The Cuban did not have the best of starts but had the best run-in to win by 0.01 from Jackson, who had been penalised for a false start.

#### First round (First 2 and 2 fastest to semi-finals) (Mar 8)

**Heat 1:** 1, Balzer 7.68; 2, Li 7.70; 3, Robert Foster JAM 7.77; 4, Robert Kronberg SWE 7.79; 5, Robin Korving NED 7.80; 6, Igor Kazanov LAT 7.86

**Heat 2:** 1, Jackson 7.52; 2, Sébastien Thibault FRA 7.72; 3, Krzysztof Mehlich POL 7.87; 4, Mauro Rossi ITA 7.98; Nsenga DQ (r40.1) (7.61)

**Heat 3:** 1, García 7.61; 2, Mehlich 7.72; 3, Kyle Vander-Kuyp AUS 7.73; 4, Johan Lisabeth BEL 7.75; 5, Carlos Sala ESP 7.81; 6, Pedro Chiamulera BRA 7.96

**Heat 4:** 1, Ross 7.57; 2, Kováč 7.68; 3, Lamine 7.71; 4, Andrea Putignani ITA 7.85; 5, Dmitriy Kolesnichenko UKR 7.94; 6, Damien Greaves GBR 7.96

**Heat 5:** 1, Dees 7.56; 2, Kislykh 7.67; 3, Chen 7.70; 4, Mike Fenner GER 7.71; 5, Antti Haapakoski FIN 7.74; 6, Gaute Gundersen NOR 7.88

#### Semi-finals (First 3 to final) (Mar 8)

**Heat 1:** 1, Jackson 7.51; 2, Ross 7.57; 3, Kováč 7.62; 4, Falk Balzer GER 7.68; 5, Li Tong CHN 7.72; 6, Philippe Lamine FRA 7.76

**Heat 2:** 1, Dees 7.51; 2, García 7.51; 3, Chen Yanhao CHN 7.72; 4, Andrey Kislykh RUS 7.74; 5, Ronald Mehlich POL 7.76; Nsenga DQ (r40.1) (7.60)

## Maebashi 1999

### Final (Mar 5)

1,	Colin Jackson	GBR	7.38	0.111
2,	Reggie Torian	USA	7.40	0.139

3,	Falk Balzer	GER	7.44	0.129
4,	Duane Ross	USA	7.50	0.137
5,	Tomasz Ścigaczewski	POL	7.52	0.142
6,	Anier García	CUB	7.59	0.143
7,	Elmar Lichtenegger	AUT	7.69	0.140
8,	Igor Kováč	SVK	7.81	0.139

Fourth once and second three times, Colin Jackson finally won world indoor gold. There were three false starts – by García, Balzer and Jackson himself. Once they were away, Jackson got a great start but was joined by Torian, one lane to his right. The American seemed to be slightly ahead at the final hurdle, which both men hit. Torian held a small lead but Jackson fought back with his usual exaggerated dip. The American had his own version of a dip, twisting to his right and thrusting out his fist, which hit the photo-finish beam in 7.35.

"I thought I won by at least half an arm," said Torian. However, it is the torso which counts, and the film showed that Jackson's crossed the line first. The United States Team officials requested a special viewing of the photograph and were eventually satisfied with the result.

#### First round (First 2 & 2 fastest to final) (Mar 5)

**Heat 1:** 1, Ross 7.51; 2, Kováč 7.59; 3, Mike Fenner GER 7.59; 4, Krzysztof Mehlich POL 7.65; 5, Ross Baillie GBR 7.69; 6, Kenichi Sakurai JPN 7.83

**Heat 2:** 1, Jackson 7.42; 2, Torian 7.43; 3, Emiliano Pizzoli ITA 7.67; 4, Igor Kazanov LAT 7.69; 5, Raphaël Monachon SUI 7.75; 6, Damjan Zlatnar SLO 7.85

**Heat 3:** 1, Ścigaczewski 7.51; 2, García 7.53; 3, Lichtenegger 7.54; 4, Balzer 7.57; 5, Peter Coghlan IRL 7.66; 6, Baimurad Achirmouradov TKM 8.47; 7, Esteve Martin AND 8.57

## Lisbon 2001

### Final (Mar 9)

1,	Terrence Trammell	USA	7.51	0.268
2,	Anier García	CUB	7.54	0.212
3,	Shaun Bownes	RSA	7.55	0.187
4,	Robert Kronberg	SWE	7.57	0.203
5,	Yoel Hernández	CUB	7.58	0.186
6,	Elmar Lichtenegger	AUT	7.65	0.179
7,	Dudley Dorival	HAI	7.73	0.188
8,	Stanislav Olijar	LAT	12.77	0.179

The Olympic silver medallist Trammell won, but not as easily as had been expected. He started well and seemed to be heading for a clear victory, only to lose ground to the field at the last two barriers. Olijar in particular was poised to make a serious challenge on the run-in, but fell over the final hurdle. In the confusion, Trammell – who was suffering from food poisoning – wasn't immediately sure he had won.

#### First Round (First 4 & 4 fastest to semi-finals) (Mar 9)

**Heat 1:** 1, Olijar 7.63; 2, Dorival 7.68; 3, Hernández 7.70; 4, Wignall 7.73; 5, Hudec 7.79; 6, Putignani 7.80; 7, David Ilariani GEO 8.23; 8, Sergi Raya AND 8.45

**Heat 2:** 1, Bownes 7.62; 2, Kronberg 7.67; 3, García 7.74; 4, Montesinos 7.75; 5, Videnov 7.75; 6, Wagner Marseille HAI 7.90; 7, José Calixto Sierra HON 10.38; Rui Palma POR DNF

**Heat 3:** 1, Trammell 7.56; 2, Lichtenegger 7.61; 3, Coghlan 7.73; 4, Pechonkin 7.76; 5, Pizzoli 7.80; 6, Adrian Woodley CAN 7.84; 7, Balázs Kovács HUN 7.86; 8, Baimurad Achirmuradov TKM 8.50

#### Semi-finals (First 4 to final) (Mar 9)

**Heat 1:** 1, Olijar 7.55; 2, Hernández 7.59; 3, Dorival 7.64; 4, Bownes 7.65; 5, Hipólito Montesinos ESP 7.71; 6, Emiliano Pizzoli ITA 7.78; 7, Leonard Hudec AUT 7.78; 8, Maurice Wignall JAM 7.81

**Heat 2:** 1, Kronberg 7.54; 2, Trammell 7.54; 3, García 7.56; 4, Lichtenegger 7.63; 5, Yevgeniy Pechonkin RUS 7.63; 6, Peter Coghlan IRL 7.67; 7, Zhivko Videnov BUL 7.77; 8, Andrea Putignani ITA 7.92

## Birmingham 2003

### Final (Mar 16)

1,	Allen Johnson	USA	7.47	0.155
2,	Anier García	CUB	7.49	0.150
3,	Liu Xiang	CHN	7.52	0.138
4,	Ladji Doucouré	FRA	7.58	0.163
5,	Colin Jackson	GBR	7.61	0.128
6,	Stanislav Olijar	LAT	7.62	0.147

7,	Robert Kronberg	SWE	7.67	0.140
8,	Shaun Bownes	RSA	7.67	0.116

This event was emotionally charged as it marked the retirement at age 37 of Colin Jackson, the champion in 1999 and world record holder since 1994. Even without the injured Terrance Trammell (7.42 in 2003), this was the toughest event of the championships. The final line-up included the reigning Olympic, World, African, Asian, European and Commonwealth Champions.

Johnson, the winner in 1995, was only fourth in his semi-final and drew lane seven in the final. Obviously he saved his best for the very final race of the weekend, for he went on to win gold. Jackson finished fifth in his final race, but that didn't matter to the crowd who immediately gave the Welshman a standing ovation.

**First round (First 3 & 4 fastest to semi-finals) (Mar 15)**

*Bitzi was advanced to semi-finals after being initially disqualified in the first round, then re-instated after the draw for the semi-finals was made*

**Heat 1:** 1, Olijar 7.50; 2, García 7.56; 3, Bownes 7.73; 4, Tucker 7.76; 5, Lavanne 7.79; 6, Anselmo da Silva BRA 7.87; 7, Andrey Kislykh RUS 7.90; 8, Elton Bitincka ALB 8.62

**Heat 2:** 1, Jackson 7.56; 2, Doucouré 7.61; 3, Liu 7.63; 4, Allen 7.70; 5, Vivancos 7.79; 6, Marcio de Souza BRA 7.80; 7, Arlindo Pinheiro STP 8.57; David Ilariani GEO DNF

**Heat 3:** 1, Kronberg 7.68; 2, Lichtenegger 7.68; 3, Sedoc 7.70; 4, Bitzi 7.75; 5, Shi Dongpeng CHN 7.81; 6, Miroslav Novaković YUG 7.94; 7, Ricardo Melbourne JAM 7.94; Terrence Trammell USA DNS

**Heat 4:** 1, Johnson 7.74; 2, Niemi 7.77; 3, Dorival 7.81; 4, Dwight Thomas JAM 7.81; 5, Marcel van der Westen NED 7.83; 6, Yoel Hernández CUB 7.86; 7, Jonathan Nsenga BEL 8.03

**Semi-finals (First 4 to final) (Mar 15)**

**Heat 1:** 1, Jackson 7.55; 2, Kronberg 7.64; 3, Doucouré 7.67; 4, Bownes 7.68; 5, Elmar Lichtenegger AUT 7.70; 6, Gregory Sedoc NED 7.75; 7, Ivan Bitzi SUI 7.80; 8, Sultan Tucker LBR 7.87

**Heat 2:** 1, García 7.49; 2, Olijar 7.50; 3, Liu 7.54; 4, Johnson 7.57; 5, Charles Allen CAN 7.70; 6, Cedric Lavanne FRA 7.71; 7, Matti Niemi FIN 7.72; 8, Dudley Dorival HAI 7.81; 9, Felipe Vivancos ESP 7.81

**Budapest 2004**

**Final (Mar 6)**

1,	Allen Johnson	USA	7.36	0.144
2,	Liu Xiang	CHN	7.43	0.143
3,	Maurice Wignall	JAM	7.48	0.116
4,	Stanislav Olijar	LAT	7.49	0.136
5,	Yuniel Hernández	CUB	7.58	0.144
6,	Robert Kronberg	SWE	7.59	0.149
7,	Yoel Hernández	CUB	7.78	0.133
8,	Dwight Thomas	JAM	7.87	0.143

Defending Champion Johnson didn't impress in the preliminaries and only placed third in his semi-final. But hang on, didn't he do the same sort of thing in Birmingham 2003 before winning commandingly in the final? To no-one's surprise Johnson repeated his tactic in Budapest to great effect, taking the gold in an American record-equalling 7.36. Liu did one better than in 2003 for the silver with Wignall pipping Olijar for the bronze. In the first round the US number two Ross fell heavily and broke his wrist, but he was ultimately disqualified in any case for a doping violation.

**First round (First 3 & 4 fastest to semi-finals) (Mar 6)**

*Tucker advanced to semi-finals because he was obstructed by the fall of Duane Ross*

**Heat 1:** 1, Liu 7.63; 2, Hernández 7.64; 3, Bitzi 7.69; 4, Sedoc 7.72; 5, Santos 7.72; 6, Masato Naito JPN 7.77; 7, Sergey Demidyuk UKR 7.78; 8, Robani Mohamed Hassan MAS 8.04

**Heat 2:** 1, Hernández 7.59; 2, Allen 7.69; 3, Denis 7.70; 4, Giaconi 7.72; 5, Tucker 8.35; 6, Elton Bitincka ALB 8.35; 7, Arlindo Pinheiro STP 8.70; Duane Ross USA DQ (r40.8) (DNF)

**Heat 3:** 1, Olijar 7.64; 2, Thomas 7.65; 3, Johnson 7.67; 4, Kronberg 7.69; 5, Gergely Palágyi HUN 7.76; 6, Robert Newton GBR 7.80; 7, Marcel van der Westen NED 7.83

**Heat 4:** 1, Wignall 7.67; 2, Bownes 7.73; 3, Sillah-Freckleton 7.75; 4, Shi Dongpeng CHN 7.75; 5, Marcio de Souza BRA 7.78; 6, Felipe Vivancos ESP 7.79; 7, Igor Peremota RUS 7.83; 8, Muhammed Shah PAK 8.29

**Semi-finals (First 2 & 2 fastest to final) (Mar 6)**

**Heat 1:** 1, Liu 7.46; 2, Hernández 7.59; 3, Gregory Sedoc NED 7.66; 4, Shaun Bownes RSA 7.67; 5, Sébastien Denis FRA 7.69; 6, Sultan Tucker LBR 7.77

**Heat 2:** 1, Hernández 7.59; 2, Thomas 7.59; 3, Kronberg 7.61; 4, Charles Allen CAN 7.71; 5, Mohammed Sillah-Freckleton GBR 7.80

**Heat 3:** 1, Olijar 7.55; 2, Wignall 7.55; 3, Johnson 7.58; 4, Andrea Giaconi ITA 7.66; 5, Redelén dos Santos BRA 7.74; 6, Ivan Bitzi SUI 7.82

**Moscow 2006**

**Final (Mar 11)**

1,	Terrence Trammell	USA	7.43	0.124
2,	Dayron Robles	CUB	7.46	0.131
3,	Dominique Arnold	USA	7.52	0.156
=4,	Maurice Wignall	JAM	7.52	0.133
	Stanislav Olijar	LAT	7.52	0.125
6,	Thomas Blaschek	GER	7.57	0.164
7,	Paulo Villar	COL	7.61	0.186
8,	Yoel Hernández	CUB	7.62	0.134

For the third time in the 21st century the battle for first was between an American and a Cuban. This time, Trammell, the 2001 winner, duelled with 19 year-old Robles who was racing indoors for the first time. The Cuban was the fastest in the heats with 7.55, and was 0.01 slower in the semi-finals. Quickest in that round was Arnold, who edged Robles. Just 0.09 separated the fastest and slowest qualifiers. Robles was just ahead of Trammell at the first hurdle in the final, before Trammell edged in front by the fourth, and was assured of victory when Robles clipped the final hurdle. Arnold won the bronze medal after being left at the start, with third to fifth sharing the same time. Trammell's five-year gap between regaining his title was exceeded in the event only by Allen Johnson (1995/2003).

**First round (First 4 & 4 fastest to semi-finals) (Mar 11)**

**Heat 1:** 1, Blaschek 7.65; 2, Lichtenegger 7.71; 3, Talsi 7.77; 4, Bitzi 7.86; 5, Anthony De Sevelinges MON 8.90; Shaddad Hasan Ali Wafi YEM DNS

**Heat 2:** 1, Wignall 7.58; 2, Villar 7.63; 3, Olijar 7.70; 4, Borisov 7.70; 5, van der Westen 7.77; 6, Jared MacLeod CAN 7.89; 7, Miroslav Novakovic SCG 8.05

**Heat 3:** 1, Robles 7.55; 2, Arnold 7.67; 3, Inocêncio 7.72; 4, Pinnock 7.72; 5, Fenner 7.76; 6, Alexandru Mihailescu ROU 7.86; 7, Abdallah Mohamed COM 8.15

**Heat 4:** 1, Trammell 7.64; 2, Hernández 7.66; 3, Demidyuk 7.67; 4, Sedoc 7.71; 5, Dorival 7.80; 6, Naito 7.82; 7, Cédric Lavanne FRA 7.85

**Heat 5:** 1, Peremota 7.66; 2, Shi 7.67; =3, Sajdok & Giaconi 7.81; 5, David Ilariani GEO 7.86; 6, Redelén dos Santos BRA 7.93; 7, Avele Tanielu SAM 8.64

**Semi-finals (First 2 & 2 fastest to final) (Mar 11)**

**Heat 1:** 1, Wignall 7.58; 2, Hernández 7.64; 3, Gregory Sedoc NED 7.73; 4, Olli Talsi FIN 7.76; 5, Ivan Bitzi SUI 7.85; 6, Igor Peremota RUS 7.96; 7, Sergey Demidyuk UKR 8.03; Mike Fenner GER DNF

**Heat 2:** 1, Trammell 7.57; 2, Blaschek 7.58; 3, Shi Dongpeng CHN 7.63; 4, Elmar Lichtenegger AUT 7.71; 5, Stanislav Sajdok CZE 7.74; 6, Marcel van der Westen NED 7.80; 7, Andrea Giaconi ITA 7.81; 8, Dudley Dorival HAI 7.94

**Heat 3:** 1, Arnold 7.55; 2, Robles 7.56; 3, Olijar 7.57; 4, Villar 7.61; 5, Mateus Inocêncio BRA 7.67; 6, Yevgeniy Borisov RUS 7.74; 7, Chris Pinnock JAM 7.78; 8, Masato Naito JPN 7.82

**Valencia 2008**

**Final (Mar 8)**

1,	Liu Xiang	CHN	7.46	0.217
2,	Allen Johnson	USA	7.55	0.176
=3,	Stanislav Olijar	LAT	7.60	0.136
	Yevgeniy Borisov	RUS	7.60	0.232
5,	Thomas Blaschek	GER	7.64	0.198
6,	Allan Scott	GBR	7.65	0.148
7,	Jackson Quiñónez	ESP	7.66	0.217
8,	Yoel Hernández	CUB	7.91	0.249

The second heat saw Olympic Champion Liu, and the man who was to be his successor, Robles, drawn next to each. Liu began to move before the gun (though his feet did not move on the blocks until 0.105 after the pistol fired), and Robles stood up expecting a recall which did not come. He eventually set off, but it was too late. The fastest in round one, to the delight of the crowd, was Quiñónez with 7.58. Liu, and the surprising Scott were quickest in the semi-finals. David Oliver, who had run 7.47 earlier in the season, was knocked off stride in his semi and failed to qualify. Scott led in the final until the third hurdle, at which point Liu took over. The Chinese star won by a metre from

Johnson, who one week after his 37th birthday became the oldest ever male world indoor medallist. Liu afterwards said "I feel sorry for Robles. I don't know if I would have been the champion if he had also run".

The medal ceremony had to be staged twice. The first time the Chilean rather than the Chinese national anthem was played and the Lithuanian flag raised in error for the Latvian co-bronze medallist Olijar.

#### First round (First 4 & 4 fastest to semi-finals) (Mar 8)

**Heat 1:** 1, Quiñónez 7.58; 2, Blaschek 7.61; 3, Deghelt 7.73; 4, Zlatnar 7.76; 5, da Silva 7.80; 6, Bochenek 7.83

**Heat 2:** 1, Olijar 7.72; 2, Liu 7.73; 3, Lynsha 7.80; 4, Coco-Viloin 7.85; 5, Decosma Wright JAM 7.85; 6, Shamar Sands BAH 7.97; 7, Dayron Robles CUB 8.53

**Heat 3:** 1, Svoboda 7.71; 2, Kronberg 7.73; 3, Hernández 7.74; 4, Borisov 7.79; 5, Éder Antonio Souza BRA 7.89; 6, Yuji Ohashi JPN 8.01; 7, Rayzamshah Wan Sofian MAS 8.26

**Heat 4:** 1, Scott 7.64; 2, Johnson 7.67; 3, Villar 7.68; 4, Shi 7.72; 5, Naito 7.75; 6, Sajdok 7.81

**Heat 5:** 1, Oliver 7.59; 2, Wignall 7.61; 3, Mathiszik 7.70; 4, Mihailescu 7.88; 5, Igor Peremota RUS 7.93; 6, René Oruman EST 8.00; 7, Toriki Urarii PYF 8.52

#### Semi-finals (First 2 & 2 fastest to final) (Mar 8)

**Heat 1:** 1, Scott 7.57; 2, Johnson 7.64; 3, Shi Dongpeng CHN 7.65; 4, Robert Kronberg SWE 7.75; 5, Petr Svoboda CZE 7.81; 6, Masato Naito JPN 7.85; 7, Anselmo da Silva BRA 7.94; 8, Maksim Lynsha BLR 8.03

**Heat 2:** 1, Blaschek 7.59; 2, Borisov 7.61; 3, Quiñónez 7.63; 4, Adrien Deghelt BEL 7.69; 5, Maurice Wignall JAM 7.70; 6, Paulo Villar COL 7.81; 7, Samuel Coco-Viloin FRA 7.93; 8, Dominik Bochenek POL 7.97

**Heat 3:** 1, Liu 7.57; 2, Olijar 7.60; 3, Hernández 7.63; 4, David Oliver USA 7.65; 5, Willi Mathiszik GER 7.76; 6, Damjan Zlatnar SLO 7.77; 7, Stanislav Sajdok CZE 7.85; 8, Alexandru Mihailescu ROU 7.96

## Doha 2010

### Final (Mar 14)

1,	Dayron Robles	CUB	7.34	0.196
2,	Terrence Trammell	USA	7.36	0.149
3,	David Oliver	USA	7.44	0.149
4,	Yevgeniy Borisov	RUS	7.51	0.167
5,	Petr Svoboda	CZE	7.58	0.134
6,	Maurice Wignall	JAM	7.60	0.135
7,	Liu Xiang	CHN	7.65	0.151
8,	Dániel Kiss	HUN	7.81	0.182

The fastest in the heats were Oliver and Trammell while Robles was the slowest heat winner with 7.74 after a somnolent reaction time of 0.316. The Cuban wasn't much quicker at the start (0.222) in his semi-final, but he recovered well to edge Borisov 7.56 to 7.57. Trammell was the fastest semi-finalist with 7.51. Liu Xiang, coming back from ankle surgery, was pleased just to make the final on this occasion.

Robles again had a disappointing start in the final where Trammell led from the gun. The American was still leading at the last hurdle before the Cuban nipped ahead to win in 7.34. Only Colin Jackson's world record of 7.30 and Robles himself (7.33) had ever run faster, and had it not been for a characteristically slow reaction time (0.196), the Cuban might have broken Jackson's record. Trammell claimed his eighth medal at global championship and a tie of the US record.

#### First round (First 4 & 4 fastest to semi-finals) (Mar 12)

**Heat 1:** 1, Oliver 7.60; 2, Kiss 7.65; 3, John 7.70; 4, Deghelt 7.77; 5, Forbes 7.86; 6, long Kim Fai MAC 8.67; 7, Inoke Finau TGA 9.06

**Heat 2:** 1, Trammell 7.60; 2, Sands 7.75; 3, Broothaerts 7.80; 4, Grabušić 7.80; 5, Ahmad Hazer LIB 8.36; Paulo Villar COL DQ (r162.7)

**Heat 3:** 1, Borisov 7.74; 2, Schwarzer 7.76; 3, Liu 7.79; 4, Nossmy 7.80; 5, Darien 7.86; 6, Martin Mazáč CZE 7.97

**Heat 4:** 1, Vivancos 7.67; 2, Wignall 7.71; 3, Svoboda 7.75; 4, Shi 7.83; 5, Capetillo 7.85; Ladji Doucouré FRA DNF

**Heat 5:** 1, Robles 7.74; 2, Cotto 7.78; 3, Bochenek 7.78; 4, Sedoc 7.79; 5, Lynsha 7.80; 6, Aleksey Dremmin RUS 8.18; Dharendra Chaudhary NEP DQ (r162.7)

#### Semi-finals (First 2 & 2 fastest to final) (Mar 14)

**Heat 1:** 1, Trammell 7.51; 2, Liu 7.68; 3, Dayron Capetillo CUB 7.76; 4, Shamar Sands BAH 7.81; 5, Adrien Deghelt BEL 7.83; 6, Ronald Forbes CAY 7.91; Felipe Vivancos ESP & Alexander John GER DQ (r162.7)

**Heat 2:** 1, Robles 7.56; 2, Borisov 7.57; 3, Gregory Sedoc NED 7.67; 4, Maksim Lynsha BLR 7.71; 5, Helge Schwarzer GER 7.74; 6, Shi Dongpeng CHN 7.82; 7, Damien Broothaerts BEL 7.86; 8, Héctor Cotto PUR 7.87

**Heat 3:** 1, Svoboda 7.60; 2, Oliver 7.61; 3, Wignall 7.62; 4, Kiss 7.64; 5, Philip Nossmy SWE 7.69; 6, Jurica Grabušić CRO 7.81; 7, Dominik Bochenek POL 7.91; Garfield Darien FRA DNS

## 60 METRES HURDLES

### Multiple Medallists:

4	Colin Jackson	GBR	89-2, 93-2, 97-2, 99-1
	Allen Johnson	USA	95-1, 03-1, 04-1, 08-2
3	Anier García	CUB	97-1, 01-2, 03-2
	Terrence Trammell	USA	01-1, 06-1, 10-2
	Liu Xiang	CHN	03-3, 04-2, 08-1
2	Stéphane Caristan	FRA	85-1, 87-2
	Igor Kazanov	URS	89-3, 91-2
	Mark McKoy	CAN	91-3, 93-1
	Tony Dees	USA	93-3, 97-3
	Dayron Robles	CUB	06-2, 10-1

### Most Finals:

6	Jackson		87-4, 89-2, 93-2, 97-2, 99-1, 03-5
5	Stanislav Olijar	LAT	01-8, 03-6, 04-4, 06-4=, 08-3=

### Most Appearances:

7	Carlos Sala	ESP	85-4s2, 87-5h3, 89-4s2, 91-5h1, 93-7h2, 95-4h4, 97-5h3
6	Jackson		
	Kazanov	URS/LAT	89-3, 91-2, 93-5, 95-3h2, 97-6h1, 99-4h2

### National Placings:

	1	2	3	4	5	6	7	8	Points
USA	8	4	4	3	-	1	-	1	135
CUB	2	3	-	1	4	1	2	2	67
GBR	1	3	3	1	1	1	-	-	59
GER	-	-	1	2	1	1	1	-	25
CHN	1	1	1	-	-	-	1	-	23
FRA	1	1	-	1	-	1	-	-	23
LAT	-	-	1=	1+1=	1	1	-	1	23
URS	-	1	1	-	2	-	-	-	21
JAM	-	-	1	1=	-	1	-	1	14.5
CAN	1	-	1	-	-	-	-	-	14
ESP	-	1	-	-	-	1	1	-	12
RUS	-	-	1=	1	-	-	-	-	10.5
AUT	-	-	-	1	-	1	1	-	10
SWE	-	-	-	1	-	1	1	-	10
RSA	-	-	1	-	-	-	-	1	7
FIN	-	-	-	-	1	1	-	-	7
SVK	-	-	-	-	1	-	-	1	5
ROU	-	-	-	-	-	1	1	-	5
CZE	-	-	-	-	1	-	-	-	4
POL	-	-	-	-	1	-	-	-	4
DOM	-	-	-	-	-	1	-	-	3
COL	-	-	-	-	-	-	1	-	2
HAI	-	-	-	-	-	-	1	-	2
AUS	-	-	-	-	-	-	-	1	1
BLR	-	-	-	-	-	-	-	1	1
HUN	-	-	-	-	-	-	-	1	1
<b>Totals</b>	<b>14</b>	<b>14</b>	<b>13+2=</b>	<b>12+2=</b>	<b>13</b>	<b>13</b>	<b>10</b>	<b>10</b>	<b>489</b>

## High Jump

## Paris 1985

### Straight Final (Jan 18: Non-championship)

1,	Patrik Sjöberg	SWE	2.32
2,	Javier Sotomayor	CUB	2.30
3,	Othmane Belfaa	ALG	2.27
4,	Valeriy Sereda	URS	2.24
5,	Carlo Thränhardt	FRG	2.24
6,	Ján Zvara	TCH	2.21
7,	Krzysztof Krawczyk	POL	2.21
8,	Gerd Nagel	FRG	2.21
9,	Alain Metellus	CAN	2.21; 10, Luca Toso
10,	Luca Toso	ITA	2.21; 11, Cai Shu
11,	Cai Shu	CHN	2.18; 12, Takao Sakamoto
12,	Takao Sakamoto	JPN	2.18; 13, Paulo Borghi
13,	Paulo Borghi	ITA	2.15; =14, Atsuhiko Inaoka
14,	Atsuhiko Inaoka	JPN	& Dimitrios Kattis
15,	Dimitrios Kattis	GRE	2.10; 16, Abdullah Al-Shieb
16,	Abdullah Al-Shieb	QAT	2.05; 17, Michael Minoudis
17,	Michael Minoudis	GRE	2.05; 18, Nalluswamy Annavi
18,	Nalluswamy Annavi	IND	2.05; 19, Ezequiel Ortiz
19,	Ezequiel Ortiz	PUR	2.05; 20, Mohamed Aghlal
20,	Mohamed Aghlal	MAR	2.00; Tarek Saad Al-Farhan
	Tarek Saad Al-Farhan	KUW	NH

The clash between Sjöberg (20) and Sotomayor (17) produced an enthralling contest which was not resolved until the early hours of January 19. Both jumpers had perfect records up to and including 2.30, with the Swede taking only three jumps to the Cuban's six. At 2.32, only Sjöberg was successful, on his third attempt. He went on to try for a world indoor best of 2.38.

### Indianapolis 1987

#### Final (Mar 7)

1,	Igor Paklin	URS	2.38
2,	Gennadiy Avdyeyenko	URS	2.38
3,	Ján Zvara	TCH	2.34
4,	Javier Sotomayor	CUB	2.32
=5,	Roland Dalhäuser	SUI	2.32
	Sorin Matei	ROU	2.32
7,	Milt Ottey	CAN	2.28
=8,	Dalton Grant	GBR	2.28
	Zhu Jianhua	CHN	2.28

=10, Jim Howard USA & James Lott USA 2.24; Patrik Sjöberg SWE & Carlo Thränhardt FRG NH

Two men who had set world records in the winter of 1987 were sensationally eliminated with no mark. Sjöberg failed three times at 2.32 and Thränhardt had one failure each at 2.32, 2.34 and 2.36.

Apart from Thränhardt, five men attempted 2.36. Only Avdyeyenko and Paklin were successful, and each had a perfect record which was maintained at 2.38. Having failed twice at 2.36, Zvara – already guaranteed the bronze – tried to overtake the Soviets by taking his last attempt at 2.40. He failed, as did the two leaders with all three tries. Paklin and Avdyeyenko were then obliged, reluctantly, to contest a jump-off for the gold. Both failed at 2.38. At 2.36, the tie was finally broken by the success of the world outdoor record holder Paklin.

#### Qualifying round (2.27 or top 12 to final) (Mar 6)

**Qualifiers:** Matei, Avdyeyenko, Thränhardt, Sjöberg, Ottey, Howard, Sotomayor, Paklin, Zvara, Dalhäuser, Lott, Zhu & Grant 2.24

**Non-qualifiers:** Eugene Popescu ROU, Andre Schneider-Laub FRG & Takao Sakamoto JPN 2.20; Judex Lefou MRI NH

### Budapest 1989

#### Final (Mar 4)

1,	Javier Sotomayor	CUB	2.43WR
2,	Dietmar Mögenburg	FRG	2.35
3,	Patrik Sjöberg	SWE	2.35
4,	Dalton Grant	GBR	2.35
5,	Carlo Thränhardt	FRG	2.33
6,	Krzysztof Krawczyk	POL	2.28
7,	Jake Jacoby	USA	2.28
8,	Róbert Ruffíni	TCH	2.28

=9, Sergey Dymchenko URS & Panayiotis Kontaxakis GRE 2.28; 11, Georgi Dakov BUL 2.25; 12, Jean-Charles Gicquel FRA 2.25; 13, Troy Kemp BAH 2.25; 14, Nick Saunders BER 2.20

A six-hour contest of the highest class in which Dalton Grant's Commonwealth record of 2.35 was insufficient for a medal. Mögenburg and Sjöberg also cleared that height and were ahead of the Briton on countback. None of those three made it at 2.37 whereas world outdoor record holder Sotomayor did, equalling his indoor best.

Mögenburg took his last attempt at 2.39 but failed, leaving Sotomayor to clear a world indoor record 2.43, the same height as the world record outdoors.

#### Qualifying round (2.23 or top 12 to final) (Mar 3)

**Qualifiers:** Kontaxakis, Sjöberg, Ruffíni, Gicquel, Sotomayor, Mögenburg, Dakov, Krawczyk, Grant, Thränhardt, Kemp, Jacoby, Dymchenko, & Saunders 2.10

**Non-qualifier:** Thomas McCants USA NH

### Seville 1991

#### Final (Mar 10)

1,	Hollis Conway	USA	2.40
2,	Artur Partyka	POL	2.37
=3,	Javier Sotomayor	CUB	2.31
	Aleksey Yemelin	URS	2.31
5,	Stevan Zorić	YUG	2.31

=6,	Charles Austin	USA	2.31
	Sorin Matei	ROU	2.31
8,	Tim Forsyth	AUS	2.28

9, Arturo Ortiz ESP 2.28; 10, Marino Drake CUB 2.28; 11, Georgi Dakov BUL & Dragutin Topić YUG 2.24; 13, Patrik Sjöberg SWE 2.24; 14, Troy Kemp BAH 2.20; 15, Ian Garrett AUS 2.20

Conway not only won the title but, at 1.83, became the shortest ever man to leap 2.40. Of the seven men in at 2.34, five of these, including defending champion Sotomayor, failed. This left Conway and Partyka to contest the gold. Both went over 2.37, but whereas the Pole brushed the bar heavily, the American had a little to spare. Only Conway went higher, making 2.40 on his second try.

The American went on to take three attempts at 2.44, the last of which closed the second world indoor championships.

#### Qualifying round (2.27 or top 12 to final) (Mar 9)

**Qualifiers:** Conway, Drake, Forsyth, Matei, Ortiz, Partyka, Sotomayor, Yemelin, Zorić, Dakov, Topić, Kemp, Sjöberg, Austin & Garrett 2.24

**Non-qualifiers:** Gustavo Becker ESP & Takahisa Yoshida JPN 2.20; Geoff Parsons GBR & Steve Smith GBR 2.15; Sergey Dymchenko URS 2.10

### Toronto 1993

#### Final (Mar 14)

1,	Javier Sotomayor	CUB	2.41
2,	Patrik Sjöberg	SWE	2.39
3,	Steve Smith	GBR	2.37
=4,	Dalton Grant	GBR	2.34
	Troy Kemp	BAH	2.34
6,	Yuriy Sergiyenko	UKR	2.31
7,	Hendrik Beyer	GER	2.31
8,	Hollis Conway	USA	2.24

=9, Charles Austin USA, Steinar Hoen NOR & Sorin Matei ROU 2.24; 12, Arturo Ortiz ESP 2.24

Just as in the World Indoor Games eight years earlier, Sotomayor and Sjöberg duelled for the gold and silver. Those two plus the two Britons, Smith and Grant, went for 2.39. All failed their first attempt. The Swede succeeded on his second try. Grant had two more failures at 2.39 to finish equal fourth. Sotomayor and Smith opted for 2.41. The Briton went out but the Cuban made it with his last try. It was enough to win as Sjöberg failed at the same height. "It was the best competition ever," said the Swede. "I was proud to be part of it."

#### Qualifying round (2.27 or top 12 to final) (Mar 13)

**Group A qualifiers:** Grant & Hoen 2.27

**Non-qualifiers:** Juha Isolehto FIN & Alex Zaliauskas CAN 2.24; Gustavo Becquer ESP, Roberto Ferrari ITA & Lee Jin-Taek KOR 2.20; Lou Cwee-Peng MAS & Takahiro Kimino JPN 2.15

**Group B qualifiers:** Matei & Sergiyenko 2.27; Austin, Beyer, Conway, Kemp, Ortiz, Sjöberg, Smith, Sotomayor 2.24

**Non-qualifiers:** Marino Drake CUB & Rolandas Verkys LTU 2.20

### Barcelona 1995

#### Final (Mar 12)

1,	Javier Sotomayor	CUB	2.38
2,	Lámbros Papakóstas	GRE	2.35
3,	Tony Barton	USA	2.32
4,	Steinar Hoen	NOR	2.32
5,	Ralf Sonn	GER	2.28
6,	Stevan Zorić	YUG	2.28
7,	Steve Smith	USA	2.28
=8,	Dalton Grant	GBR	2.28
	Ettore Ceresoli	ITA	2.28

=10, Håkon Särnblom NOR & Gilmar Mayo COL 2.24; 12, Toni Riepl GER 2.24; 13, Dimitrios Kokótis GRE 2.20

Sotomayor needed only four jumps – first-time clearances at 2.24, 2.32, 2.35 and 2.38 – to secure his third world title. He went on to attempt a world record of 2.44 and closed the championships by coming very near on his last try. Papakóstas also excelled. Having won the

silver at 2.35 and failed once at 2.38, he made two respectable attempts at 2.41. His was Greece's first world indoor medal.

#### Qualifying round (2.26 or top 12 to final) (Mar 11)

**Group A qualifiers:** Mayo, Zorić & Smith USA 2.26; Ceresoli 2.24; Kokótis 2.20  
**Non-qualifiers:** Gustavo Becker ESP 2.20; Ivan Penavic CRO & Hugo Muñoz PER 2.10; Antonio Pazzaglia SMR 2.00; Rubert Charles DMA NM

**Group B qualifiers:** Grant & Riepl 2.24; Sotomayor, Papakóstas, Sonn, Hoen, Särnblom, Barton USA 2.20

**Non-qualifiers:** Brendan Reilly GBR & Cristian Popescu ROU 2.20; Oleg Zhukovskiy BLR 2.15

### Paris 1997

#### Final (Mar 9)

1,	Charles Austin	USA	2.35				
2,	Lámbros Papakóstas	GRE	2.32				
3,	Dragutin Topić	YUG	2.32				
4,	Charles LeFrançois	CAN	2.29				
5,	Wolfgang Kreissig	GER	2.29				
=6,	Steve Smith	GBR	2.25				
	Jaroslav Kotewicz	POL	2.25				
=8,	Stefan Holm	SWE	2.25				
	Steinar Hoen	NOR	2.25				
10,	Dalton Grant	GBR	2.25; 11, Arturo Ortiz	ESP	2.25; 12, Didier Détchenique	FRA	2.20

Austin added the world indoor title to his Olympic crown with a third-time clearance at 2.35. Papakóstas repeated his silver medal from Barcelona.

The qualifying round had been marred by a nasty-looking fall by the Lebanese entrant, Jean-Claude Rabbath, who landed in a gap between the bed and the uprights. After a worrying delay, Rabbath was declared okay.

#### Qualifying round (2.29 or top 12 to final) (Mar 8)

**Group A qualifiers:** Austin, Hoen & Smith 2.29; Kreissig, Détchenique & Ortiz 2.27  
**Non-qualifiers:** Konstantinos Liápis GRE 2.27; Sergey Klyugin RUS 2.24; Kwaku Boateng CAN, Ian Thompson BAH, Konstantin Matusevich ISR, Jan Janku CZE, Vyacheslav Tyrtshnikh UKR & Mark Mandy IRL 2.20; Marko Turban EST 2.15; Lee Jin-Taek KOR 2.10

**Group B qualifiers:** Holm, LeFrançois, Grant, Papakóstas, Kotewicz & Topić 2.27  
**Non-qualifiers:** Brian Brown USA, Tim Forsyth AUS, Svatoslav Ton CZE 2.24; Itai Margalit ISR 2.20; István Kovács HUN, Gustavo Becker ESP & Shigeki Toyoshima JPN 2.15; Hervé Ndi Ndi FRA & Elvir Krehmić BIH 2.10; Christian Rhoden GER & Jean-Claude Rabbath LIB NH

### Maebashi 1999

#### Straight Final (Mar 7)

1,	Javier Sotomayor	CUB	2.36				
2,	Vyacheslav Voronin	RUS	2.36				
3,	Charles Austin	USA	2.33				
4,	Martin Buss	GER	2.30				
5,	Staffan Strand	SWE	2.25				
=6,	Andrey Sokolovskiy	UKR	2.25				
	Tomás Janku	CZE	2.25				
	Stefan Holm	SWE	2.25				
9,	Elvir Krehmić	BIH	2.25; Shigeki Toyoshima	JPN	& Steve Smith	GBR	NH

Sotomayor showed that he was still the world's number one 10 years after his first world indoor title. He was one of four men successful the first time at 2.30. At 2.33 the Cuban again cleared the first time to maintain his perfect record. Defending champion Austin made it on his second while new Russian star Voronin succeeded with his third try. At 2.36 both Voronin and Sotomayor went clear on their first try, the Cuban with a better clearance. Austin failed once, passed, then failed twice at 2.38, knocking down both the crossbar and an upright. Voronin, behind Sotomayor on countback, also went out at 2.38. The Cuban passed 2.38 before making one attempt at 2.40.

Like all the Maebashi field events, this was a straight final. The IAAF wished to cut qualifying rounds in order to shorten the overall

programme of events, so field event qualifying standards had been set correspondingly high.

### Lisbon 2001

#### Straight Final (Mar 11)

1,	Stefan Holm	SWE	2.32										
2,	Andrey Sokolovskiy	UKR	2.29										
3,	Staffan Strand	SWE	2.29										
4,	Nathan Leeper	USA	2.29										
=5,	Javier Sotomayor	CUB	2.25										
	Martin Buss	GER	2.25										
7,	Yaroslav Rybakov	RUS	2.25										
8,	Sergey Dymchenko	UKR	2.25										
9,	Vyacheslav Voronin	RUS	2.25; 10, Andrey Chubsa	BLR	2.20; 11, Charles Austin	USA	2.20; =12, Kwaku Boateng	CAN	& Mark Boswell	CAN	2.20; Konstantin Matusevich	ISR	NH

Sotomayor cleared only one height, 2.25, and so failed in his bid for a seventh medal in his eighth appearance. Four men cleared 2.29 but only one could go higher. Holm, just 1.81 tall, cleared 2.32 the second time to claim his first major championship medal. Following on from Kajsa Bergqvist's win the previous day, Sweden therefore won both high jump titles in Lisbon.

### Birmingham 2003

#### Final (Mar 15)

1,	Stefan Holm	SWE	2.35		
2,	Yaroslav Rybakov	RUS	2.33		
3,	Gennadiy Moroz	BLR	2.30		
4,	Dragutin Topić	YUG	2.30		
5,	Mark Boswell	CAN	2.25		
6,	Tomás Jankú	CZE	2.25		
7,	Staffan Strand	SWE	2.25		
8,	Andrey Sokolovskiy	UKR	2.25		
9,	Jaroslav Bába	CZE	2.25; 10, Charles Austin	USA	2.20

Nine men were in at 2.30, and of these just Holm made it first time. At 2.33 only the Swede and European outdoor Champion Rybakov went clear. Jumping first of the two at 2.35, Holm went over on his second try. The Russian, at 1.98 some 17cm taller than the Swede, failed twice before a last-ditch attempt at 2.37. He failed, so Holm retained his title and went on to try for 2.40.

#### Qualifying round (2.29 or top 8 to final) (Mar 14)

**Group A qualifiers:** Moroz 2.29; Jankú & Andrea Bettinelli ITA 2.25  
**Non-qualifiers:** Dalton Grant GBR, Mikhail Tsvetkov RUS & Tora Harris USA 2.20; Germaine Mason JAM NH; Ştefan Vasilache ROU DQ (149) (2.20)  
**Group B qualifiers:** Topić 2.27; Boswell, Bába, Rybakov, Holm, Strand, Sokolovskiy & Austin 2.25 (all qualified)

### Budapest 2004

#### Final (Mar 6)

1,	Stefan Holm	SWE	2.35
2,	Yaroslav Rybakov	RUS	2.32
=3,	Jaroslav Bába	CZE	2.25
	Germaine Mason	JAM	2.25
	Ştefan Vasilache	ROU	2.25
6,	Gennadiy Moroz	BLR	2.25
7,	Andrey Sokolovskiy	UKR	2.25
8,	Adrian O'Dwyer	IRL	2.25
9,	Jamie Nieto	USA	2.20

Nine men leapt 2.27 to qualify, but only two of those were to scale 2.29 in the final meaning that positions 3-8 were filled with performances of 2.25, with three men sharing the bronze at that height. One of them, Mason, may well have gone higher but injured himself on his second attempt and needed to be taken to hospital.

The gold was again contested between Holm and Rybakov. The taller Russian fell behind because he needed three goes at 2.29 while Holm went over the first time. At 2.32 both went clear straight away. At 2.35 first the Russian failed again, then Holm maintained his perfect record to win a third title in succession.

**Qualifying round (2.30 or top 8 to final) (Mar 5)**

**Qualifiers:** Mason, Vasilache, Rybakov, Holm, Moroz, Bába, Nieto 2.27; Sokolovskiy 2.27; O'Dwyer 2.27

**Non-qualifiers:** Oskari Frösén FIN, László Boros HUN, Sergey Klyugin RUS, Rozle Prezelj SLO, Tora Harris USA & Andrea Bettinelli ITA 2.24; Tomás Jankú CZE & Joan Charmant FRA 2.20

**Moscow 2006**

**Final (Mar 11)**

1,	Yaroslav Rybakov	RUS	2.37
2,	Andrey Tereshin	RUS	2.35
3,	Linus Thörnblad	SWE	2.33
4,	Víctor Moya	CUB	2.30
5,	Stefan Holm	SWE	2.30
6,	Andriy Sokolovskiy	UKR	2.26
7,	Giulio Ciotti	ITA	2.26
8,	Robert Wolski	POL	2.22

The qualifying height was 2.30, though 2.24 was all that was necessary for the 17-man final after only six men could clear 2.27. Of the five men to clear 2.30 in the final, only three-time winner Holm lacked a perfect record, and both Holm and Moya took one jump at 2.33 and two at 2.35, after both Rybakov and Thörnblad cleared 2.33 first time. Rybakov then sailed over 2.35 on his first jump, with only Tereshin on his final attempt able to match him. The silver medalist from the previous two championships then made a soaring clearance at 2.37 on his second try, before three failures at 2.41.

**Qualifying round (2.30 or top 8 to final) (Mar 10)**

**Qualifiers:** Rybakov, Sokolovskiy, Holm, Tereshin, Moya & Thörnblad 2.27; Ciotti & Wolski 2.24

**Non-Qualifiers:** Ramsay Carelse RSA, Tora Harris USA, Nicola Ciotti ITA, Wojciech Theiner POL, Tomás Jankú CZE & Mustapha Raïfak FRA 2.24; Svatoslav Ton CZE 2.20; Adam Shunk USA & Roman Fricke GER 2.15

**Valencia 2008**

**Final (Mar 8)**

1,	Stefan Holm	SWE	2.36
2,	Yaroslav Rybakov	RUS	2.34
=3,	Kyriakos Ioannou	CYP	2.30
	Andra Manson	USA	2.30
5,	Víctor Moya	CUB	2.27
=6,	Jesse Williams	USA	2.27
	Dragutin Topić	SRB	2.27
8,	Michael Mason	CAN	2.27
9,	Jaroslav Bába	CZE	2.23

Half of the previous 12 medals available in the championships since 2001 had fallen to Rybakov and Holm. The two men were the only remaining jumpers after 2.32 had been breached. Rybakov was leading by dint of Holm's two failures at 2.30. Both men had a failure at 2.34, and Rybakov, jumping first, then cleared easily on his second attempt. Holm passed to 2.36 and took the lead with a first-time clearance. Rybakov, who had jumped 2.38 at the Russian championships, then had two unsuccessful cracks at that height. Holm ended his fourth championship win with two failures at 2.41. This was Holm's 46th win against Rybakov in a series which would end 49-25 in the Swede's favour by the time he retired at the end of 2008.

**Qualifying round (2.30 or top 8 to final) (Mar 7)**

**Qualifiers:** Holm, Manson, Moya, Ioannou, Rybakov, Williams, Bába, Topić & Mason 2.27

**Non-qualifiers:** Dmytro Demyanyuk UKR, Andrey Tereshin RUS, Samson Oni

GBR 2.24; Sergey Zasimovich KAZ & Javier Bermejo ESP 2.20; Gerardo Martínez MEX, Filippo Campioli ITA & Naoyuki Daigo JPN 2.15

**Doha 2010**

**Final (Mar 14)**

1,	Ivan Ukhov	RUS	2.36
2,	Yaroslav Rybakov	RUS	2.31
3,	Dusty Jonas	USA	2.31
4,	Kyriakos Ioannou	CYP	2.28
5,	Jesse Williams	USA	2.28
6,	Kabelo Kgosiemang	BOT	2.28
7,	Samson Oni	GBR	2.24
8,	Martin Günther	GER	2.24

Ukhov came into the competition as the world leader with 2.38. He duly won after being immaculate to 2.36, having just one failure (at 2.28) and five clearances, before taking a couple of cracks at 2.41. Behind him Rybakov won his fifth medal in the championships (his tenth global championship medal indoors and out), edging Jonas as both cleared 2.31. The low overall standard in the event was demonstrated by the fact that only once had such a low height managed to win silver in the previous 25 years.

**Qualifying round (2.31 or top 8 to final) (Mar 12)**

**Qualifiers:** Ukhov & Rybakov 2.29; Oni, Williams, Günther, Kgosiemang, Ioannou & Jonas 2.26

**Non-qualifiers:** Tom Parsons GBR & Yuriy Krymareenko UKR 2.26; Trevor Barry BAH, Jaroslav Bába CZE, Osku Torro FIN & Mutaz Essa Barshim QAT 2.23; Donald Thomas BAH 2.18; Zhang Shufeng CHN, Sergey Zasimovich KAZ & Dmytro Demyanyuk UKR NH

**HIGH JUMP**

**Multiple Medallists:**

6	Javier Sotomayor	CUB	85-2, 89-1, 91-3=, 93-1, 95-1, 99-1
5	Yaroslav Rybakov	RUS	03-2, 04-2, 06-1, 08-2, 10-2
4	Stefan Holm	SWE	01-1, 03-1, 04-1, 08-1
3	Patrik Sjöberg	SWE	85-1, 89-3, 93-2
2	Lámbros Papakóstas	GRE	95-2, 97-2
	Charles Austin	USA	97-1, 99-3

**Most Finals/Appeances:**

8	Sotomayor	85-2, 87-4, 89-1, 91-3=, 93-1, 95-1, 99-1, 01-5=
7	Holm	97-8=, 99-6=, 01-1, 03-1, 04-1, 06-5, 08-1

**National Placings:**

	1	2	3	4	5	6	7	8	Points
SWE	5	1	3	-	2	1=	1	1=	77.5
CUB	4	1	1=	2	1+1=	-	-	-	62
RUS	2	6	-	-	-	-	1	-	60
USA	2	-	3+1=	1	1	2=	2	1	58.5
GER	-	1	-	1	4+1=	-	1	2	35.5
URS	1	1	1=	1	-	-	-	-	25.5
GBR	-	-	1	1+1=	-	1=	1	1+1=	21.5
UKR	-	1	-	-	-	2+1=	1	2	19
YUG	-	-	1	1	1	1	-	-	18
POL	-	1	-	-	-	1+1=	1	1	15.5
GRE	-	2	-	-	-	-	-	-	14
CAN	-	-	-	1	1	-	1	1	12
CYP	-	-	1=	1	-	-	-	-	10.5
ROU	-	-	-	1=	1=	1=	-	-	10.5
TCH	-	-	1	-	-	1	-	1	10
CZE	-	-	-	1=	-	1+1=	-	-	9.5
BLR	-	-	1	-	-	1	-	-	9
ALG	-	-	1	-	-	-	-	-	6
JAM	-	-	1	-	-	-	-	-	6
NOR	-	-	-	1	-	-	-	1=	5.5
BAH	-	-	-	1=	-	-	-	-	4.5
SUI	-	-	-	-	1=	-	-	-	3.5
BOT	-	-	-	-	-	1	-	-	3
SRB	-	-	-	-	-	1=	-	-	2.5
ITA	-	-	-	-	-	-	1	-	2
AUS	-	-	-	-	-	-	-	1	1
IRL	-	-	-	-	-	-	-	1	1
CHN	-	-	-	-	-	-	-	1=	0.5
<b>Totals</b>	<b>14</b>	<b>14</b>	<b>12+4=</b>	<b>10+4=</b>	<b>10+4=</b>	<b>8+9=</b>	<b>10</b>	<b>11+4=</b>	<b>504</b>

**Pole Vault****Paris 1985****Straight Final (Jan 19: Non-championship)**

1,	Sergey Bubka	URS	5.75
2,	Thierry Vigneron	FRA	5.70
3,	Vasiliy Bubka	URS	5.60
=4,	Marian Kolasa	POL	5.50
	Patrick Abada	FRA	5.50
6,	Alberto Ruiz	ESP	5.50
7,	Mariusz Klimczyk	POL	5.50
=8,	Kimmo Pallonen	FIN	5.40
	Joe Dial	USA	5.40
10,	František Jansa TCH	5.20;	11, Timmo Kuusisto FIN 5.20;
	12, Chen Guomin CHN	5.20; =13, Zdenek Lubensky TCH & Keith Stock GBR 5.00; =15, Hermann Fehringner AUT & Daniel Aebicher SUI 5.00; Stanimir Penchev BUL NH	

Five hours into the contest, Vigneron delighted the crowd with a first-time success at 5.70. Both Vasiliy and Sergey Bubka – recovering from a cold – had failed once at this height.

The Bubkas chose to take their remaining tries at 5.75. Sergey – world outdoor record holder at 5.91 – had a fine clearance while his older brother Vasiliy went out. This was enough to win because the competition, and the Games, ended after midnight with three failures by Vigneron at 5.80 then Bubka at 5.86.

**Indianapolis 1987****Straight Final (Mar 8)**

1,	Sergey Bubka	URS	5.85
2,	Earl Bell	USA	5.80
3,	Thierry Vigneron	FRA	5.80
4,	Ferenc Salbert	FRA	5.80
5,	Marian Kolasa	POL	5.75
6,	Atanas Tarev	BUL	5.70
7,	Nikolay Nikolov	BUL	5.60
8,	Doug Lytle	USA	5.60
9,	Rodion Gataullin URS	5.60;	10, Gianni Stecchi ITA 5.50;
	11, Javier García ESP	5.40;	12, Liang Xueren CHN 5.40; =13, Herman Fehringner AUT & Asko Peltoniemi FIN 5.30; Antonio Montepeque GUA NH

Bubka opened successfully at 5.65. At that time, seven other vaulters were still in contention. The world outdoor champion passed at 5.70, 5.75 and 5.80, a height cleared by three men – Bell, Vigneron and Salbert. Bubka came in again at 5.85, and a second-time clearance put him into the lead. He stayed there as his three rivals all failed at various efforts at 5.85 or 5.90.

**Budapest 1989****Final (Mar 4)**

1,	Rodion Gataullin	URS	5.85
2,	Grigoriy Yegorov	URS	5.80
3,	Joe Dial	USA	5.70
4,	Mirosław Chmara	POL	5.60
5,	Bernhard Zintl	FRG	5.60
6,	István Bagyula	HUN	5.50
7,	Alberto Ruiz	ESP	5.50
8,	Javier García	ESP	5.50
9,	Asko Peltoniemi FIN	5.40;	10, Peter Widén SWE 5.40;
	11, Atanas Tarev BUL	5.40;	12, Delko Lesev BUL 5.30; Billy Olson USA & Hermann Fehringner AUT NH

The three medallists emerged at 5.70, the height at which Gataullin entered the competition. Dial only made it on his third attempt, when the two Soviets went clear the first time. The American went out at 5.75. Gataullin passed while Yegorov cleared 5.80, then regained the lead by clearing 5.85. Yegorov failed twice at that height and once at 5.90, leaving his compatriot to bid for a world record of 6.04.

**Qualifying round (5.45 or top 12 to final) (Mar 3)**

**Qualifiers:** Gataullin, Olson, Dial & Yegorov 5.45; García & Ruiz 5.40; Peltoniemi, Lesev, Zintl, Tarev, Widén, Bagyula, Fehringner & Chmara 5.30  
**Non-qualifiers:** Harri Palola FIN & Doug Wood CAN NH

**Seville 1991****Final (Mar 9)**

1,	Sergey Bubka	URS	6.00
2,	Viktor Ryzhenkov	URS	5.80
3,	Ferenc Salbert	FRA	5.70
4,	Kory Tarpenning	USA	5.70
5,	Hermann Fehringner	AUT	5.70
6,	Peter Widén	SWE	5.60
7,	Javier García	ESP	5.60
8,	Bernhard Zintl	GER	5.50
9,	Scott Huffman USA	5.50;	=10, Mirosław Chmara POL & Delko Lesev BUL 5.50;
	12, Jean Galfione FRA 5.40; 13, Asko Peltoniemi FIN 5.40; Kim Chul-Kyun KOR NH		

Bubka became the first man to win three world indoor titles with brilliant clearances at both 5.70 and 5.86. Virtually all the 4000-strong crowd waited as the Ukrainian went higher after all the evening's other events had finished. He made 6.00 on his second try, the first ever six-metre vault in an international championship. He missed three times at 6.10.

**Toronto 1993****Final (Mar 13)**

1,	Rodion Gataullin	RUS	5.90
2,	Grigoriy Yegorov	KAZ	5.80
3,	Jean Galfione	FRA	5.80
4,	Igor Trandenkov	RUS	5.80
5,	Jani Lehtonen	FIN	5.65
6,	Werner Holl	GER	5.65
7,	Andrea Pegoraro	ITA	5.65
8,	Greg West	USA	5.60
9,	Igor Potapovich KAZ	5.50;	=10, Javier García ESP, Daniel Martí ESP 5.50;
	12, Tim McMichael USA 5.40; 13, Danny Krasnov ISR 5.40; Valeriy Bukreyev EST NH (5.50); Thierry Vigneron FRA NH (5.60)		

A duplication of 1989, with Gataullin (now Russia) winning from Yegorov (Kazakhstan). The Russian won with his first-time clearance at 5.90. Yegorov failed at that height once and 5.95 twice.

**Qualifying round (5.50 or top 12 to final) (Mar 12)**

**Group A qualifiers:** Lehtonen, Martí, Holl, Krasnov, McMichael & Pegoraro 5.50  
**Non-qualifiers:** Edgar Díaz PUR 5.40; Heikki Vääräniemi FIN, Laurens Looije NED & Doug Wood CAN 5.30  
**Group B qualifiers:** Galfione, Potapovich, Trandenkov, West, Yegorov, Gataullin, Vigneron, Bukreyev & García 5.50  
**Non-qualifiers:** Simon Arkell AUS & Peter Widén SWE 5.30

**Barcelona 1995****Final (Mar 11)**

1,	Sergey Bubka	UKR	5.90
2,	Igor Potapovich	KAZ	5.80
=3,	Okkert Brits	RSA	5.75
	Andrei Tiwontchik	GER	5.75
=5,	Nick Hysong	USA	5.70
	José Manuel Arcos	ESP	5.70
=7,	Javier García	ESP	5.60
	Maksim Tarasov	RUS	5.60
9,	Khristos Palakis GRE	5.60;	=10, Patrik Stenlund SWE & Petri Peltoniemi FIN 5.50; Valeriy Bukreyev EST & Tim Bright USA NH

Bubka notched up his fourth world indoor win, needing only three vaults in the final. He tried for 6.05. Bronze medallist Brits, who vaulted 5.91 outdoors just before the championships, was competing indoors for the first time.

**Qualifying round (5.65 or top 12 to final) (Mar 10)**

**Group A qualifiers:** Palakis 5.65; Peltoniemi & García 5.60  
**Non-qualifiers:** Danny Krasnov ISR; Dmitriy Markov BLR & Nuno Fernandes POR 5.60; Alain Andji FRA, Domitien Mestre BEL, Jean-Michel Godard FRA, Krzysztof Kusiak POL & Konstantinos Tsatalos GRE 5.30; Gianni Iapichino ITA & Trond Barthel NOR NH



**Group B qualifiers:** Stenlund, Bubka, Hysong, Brits, Potapovich, Arcos, Tarasov, Tivontchik, Bright & Bukrejev 5.65

**Non-qualifiers:** István Bagyuła HUN 5.60; Tim Lobinger GER & Martin Voss DEN 5.50; Vadim Strogalyov RUS & Jan Netscher CZE 5.30; Peter Widén SWE NH

**Paris 1997**

**Final (Mar 8)**

1,	Igor Potapovich	KAZ	5.90
2,	Lawrence Johnson	USA	5.85
3,	Maksim Tarasov	RUS	5.80
4,	Riaan Botha	RSA	5.75
5,	Tim Lobinger	GER	5.75
6,	Okkert Brits	RSA	5.65
7,	Trond Barthel	NOR	5.65
=8,	Michael Stolle	GER	5.55
	Javier García	ESP	5.55
10,	Martin Eriksson SWE 5.55; 11, Alain Andji FRA 5.40; Bill Deering USA NH		

A second-time clearance at 5.85 seemed to have sealed victory for Johnson. The other three men in failed with their remaining attempts at the height. The last of these, Potapovich, gambled and took his final try at 5.90, a personal best. Failure would have meant fifth place for the Kazak, but he produced a beautiful vault, not even touching the bar.

After failing once at 5.90, Johnson unsuccessfully attempted 5.95. Potapovich, now guaranteed a gold, tried twice for 6.00 before retiring from the competition.

**Qualifying round (5.70 or top 12 to final) (Mar 7)**

**Group A qualifiers:** Botha & Lobinger 5.70; Potapovich & Barthel 5.65

**Non-qualifiers:** Vadim Strogalyov RUS, Marten Ulvsbäck SWE & Martin Voss DEN 5.55; Montxu Miranda ESP, Andrea Giannini ITA & Sergey Fomenko UKR 5.30; Konstantin Semyonov ISR NH; Hristos Pallákis GRE DNS

**Group B qualifiers:** Brits, Tarasov & Andji 5.65; Deering, Johnson, García, Stolle & Eriksson 5.55

**Non-qualifiers:** István Bagyuła HUN 5.45; Edgar Díaz PUR 5.30; Fabio Pizzolato ITA 5.30; Kersley Gardenne MRI & Danny Krasnov ISR NH

**Maebashi 1999**

**Straight Final (Mar 6)**

1,	Jean Galfione	FRA	6.00
2,	Jeff Hartwig	USA	5.95
3,	Danny Ecker	GER	5.85
=4,	José Manuel Arcos	ESP	5.70
	Igor Potapovich	KAZ	5.70
=6,	Andrei Tivontchik	GER	5.70
	Romain Mesnil	FRA	5.70
8,	Nick Hysong	USA	5.50

Nick Buckfield GBR & Fumiaki Kobayashi JPN NH

Galfione became only the fourth man to vault six metres, but not without controversy. Four men were still in at 5.85 – Ecker, Galfione, defending champion Potapovich and Hartwig. Ecker went over first time, Galfione and Hartwig on their third while Potapovich passed.

At 5.90, Hartwig came up with a beautiful effort cleanly over the crossbar. Ecker was eliminated, while the Frenchman and Kazak failed twice. Potapovich passed his remaining vault but Galfione made it. At 5.95 Galfione and Potapovich failed before Hartwig produced another beauty to break his own North American record.

At six metres the two principals failed on the first attempt. With his second Galfione went over, but the slow-motion video replay appeared to show him twice touching the bar with his hand, pictures which drew whistles and boos from some of the crowd. Note that under IAAF rule 172.6.d “... it is illegal if an athlete replaced deliberately with his hands or fingers a bar which is about to fall off the supports.”

It was announced that the clearance had been ruled invalid, and the computer system briefly reflected this, showing Hartwig as the winner. However, this was a mistake. One of the international technical officials had simply queried the clearance and brought it to the attention of the event referee, who felt there had been nothing wrong with the vault. There was no official protest.

“The important thing,” confirmed IAAF General Secretary István Gyulai, “is that the vaulters knew what was going on all the time. Hartwig did not go into his vaults [at 6.00] thinking he was the winner.” Hartwig failed three times at 6.00 before Galfione did the same at 6.05.

**Lisbon 2001**

**Straight Final (Mar 10)**

1,	Lawrence Johnson	USA	5.95
2,	Tye Harvey	USA	5.90
3,	Romain Mesnil	FRA	5.85
4,	Alex Averbukh	ISR	5.70
5,	Pavel Gerasimov	RUS	5.70
6,	Montxu Miranda	ESP	5.70
7,	Okkert Brits	RSA	5.60
8,	Stepán Janáček	CZE	5.60
=9,	Michael Stolle & Nuno Fernandes POR 5.45		

At the previous weekend’s US Indoor Championships, Johnson had set a national record of 5.96. In Lisbon, he started confidently with a first-time success at his opening height of 5.70. He passed 5.80, a height which only Mesnil and Harvey cleared. At 5.85, Averbukh and Miranda both went out, having gambled after two earlier failures at 5.80. Mesnil and Johnson each went clear first time. Harvey failed twice, but was assured a medal. For his third attempt, the second-string American went for 5.90. He made it, whereas Mesnil failed once and Johnson passed again. The Frenchman allowed the bar to be raised to 5.95 for his second and third attempts. He missed both, and two the Americans also failed on their first two tries. If Johnson were to fail a third time, the gold would be Harvey’s. In fact, he just made it, whereas Harvey failed. The US therefore claimed a 1-2.

**Birmingham 2003**

**Final (Mar 15)**

1,	Tim Lobinger	GER	5.80
2,	Michael Stolle	GER	5.75
3,	Rens Blom	NED	5.75
4,	Vasiliy Gorshkov	RUS	5.70
5,	Derek Miles	USA	5.70
6,	Viktor Chistiakov	AUS	5.60
7,	Romain Mesnil	FRA	5.60
8,	Giuseppe Gibilisco	ITA	5.40

The experienced Lobinger won his first world title with no failures, either in the qualifying round or at 5.60, 5.75 or 5.80 in the final. Two other men attempted 5.80, Blom and Stolle, but each retired. Blom had set a Dutch record at 5.75, then had to stop after two goes at 5.80 with injury. Stolle missed once at 5.80 then tried for 5.85, only to injure himself with an awkward landing. Lobinger came very near to clearing 5.85 on his last attempt.

**Qualifying round (5.65 or top 8 to final) (Mar 14)**

**Group A qualifier:** Chistiakov 5.60

**Non-qualifiers:** Patrik Kristiansson SWE 5.60; Alex Averbukh ISR 5.40; Paul Burgess AUS, Okkert Brits RSA, Dmitriy Kuptsov RUS & Oscar Janson SWE NH

**Group B qualifiers:** Mesnil, Lobinger, Blom, Gorshkov, Gibilisco, Miles & Stolle 5.65

**Non-qualifiers:** Adam Ptáček CZE 5.55; Stepán Janáček CZE & Jeremy Scott USA 5.55; Piotr Buciariski DEN 5.40

**Budapest 2004**

**Final (Mar 7)**

1,	Igor Pavlov	RUS	5.80
2,	Adam Ptáček	CZE	5.70
3,	Denys Yurchenko	UKR	5.70

4,	Patrik Kristiansson	SWE	5.70
5,	Tim Lobinger	GER	5.70
6,	Giuseppe Gibilisco	ITA	5.60
7,	Romain Mesnil	FRA	5.60
	Rens Blom	NED	NH

The qualifying standard was unprecedented with 13 men at 5.65 or better and the 1995 bronze medallists Brits finding 5.70 insufficient for a place in the eight-man final. Pavlov, the only man to clear the automatic qualifying height of 5.75, was dominant in the final, clearing 5.80 on his first attempt then coming close to 5.85. No-one else got higher than 5.70 though Yurchenko was near to 5.80.

#### Qualifying round (5.75 or top 8 to final) (Mar 6)

**Group A qualifiers:** Pavlov 5.75; Ptáček, Lobinger & Yurchenko 5.70

**Non-qualifiers:** Dmitri Markov AUS, Oscar Janson SWE 5.65; Alex Averbukh ISR, Daichi Sawano JPN, Jeff Hartwig USA 5.55; Ilian Efremov BUL & Jerome Clavier FRA 5.45; Kim Yoo-Suk KOR NH

**Group B qualifiers:** Blom, Gibilisco, Mesnil, Kristiansson 5.70

**Non-qualifiers:** Okkert Brits RSA 5.70; Aleksandr Korchmyd UKR, Björn Otto GER & Toby Stevenson USA 5.55; Piotr BuciarSKI DEN, Pavel Gerasimov RUS & Paul Burgess AUS 5.45; Matti Mononen FIN 5.30

### Moscow 2006

#### Final (Mar 12)

1,	Brad Walker	USA	5.80
2,	Alhaji Jeng	SWE	5.70
3,	Tim Lobinger	GER	5.60
=4,	Alex Averbukh	ISR	5.50
	Fabian Schulze	GER	5.50
	Giovanni Lanaro	MEX	5.50
	Denys Yurchenko	UKR	NH
	Jeff Hartwig	USA	NH

After 10 men cleared 5.65 in the qualifying round – including two who were eliminated after not clearing that height first time – just three were able to jump as high as 5.60 in the final. Until he made his last-ditch clearance at 5.80, Walker trailed Jeng, the Swede of Gambian extraction, who had reached 5.80 without a miss. For the third time in a row 5.80 had been the winning height (only Bubka's winning height in 1985 was lower), while the 5.60 jumped by 2003 winner Lobinger was the lowest-ever height for the bronze medal.

#### Qualifying round (5.70 or top 8 to final) (Mar 11)

**Qualifiers:** Hartwig, Walker, Yurchenko & Averbukh 5.70; Lobinger, Schulze, Lanaro, Jeng 5.65

**Non-Qualifiers:** Daichi Sawano JPN & Przemysław Czerwinski POL 5.65; Kevin Rans BEL 5.60; Igor Pavlov RUS & Dmitry Starodubtsev RUS 5.55; Jérôme Clavier FRA, Maksym Mazuryk UKR, Spas Bukhalov BUL & Laurens Looije NED 5.45; Romain Mesnil FRA, Giuseppe Gibilisco ITA & Liu Feiliang CHN NH

### Valencia 2008

#### Final (Mar 9)

1,	Yevgeniy Lukyanenko	RUS	5.90
2,	Brad Walker	USA	5.85
3,	Steven Hooker	AUS	5.80
4,	Jérôme Clavier	FRA	5.75
5,	Tim Lobinger	GER	5.70
6,	Maksym Mazuryk	UKR	5.70
7,	Alhaji Jeng	SWE	5.70
8,	Derek Miles	USA	5.60

Seven men cleared 5.70 in the qualifying round, with Jeng the only man with a 5.65 clearance to qualify. Favourites to battle out for the gold medal were the indoor leader Lukyanenko (5.85), and Hooker, who had cleared 6.00 outdoors in January. By the time the bar was raised to 5.85 in the final two of the medallists had been determined, as both Lukyanenko and Hooker had no misses through 5.80. Clavier was in third place, thanks to his 5.75 clearance. Reigning champion Walker then set an indoor personal best of 5.85 to move into the lead.

Lukyanenko responded with a second time clearance, while Hooker missed once, then moved up to 5.90, which he also failed. Meanwhile Lukyanenko cleared 5.90 first time to take the gold medal. Former champion Lobinger was fifth, which along with Thomas Blaschek in the 60m hurdles was the best position achieved by a German in Valencia.

#### Qualifying round (5.70 or top 8 to final) (Mar 8)

**Qualifiers:** Lobinger, Walker, Clavier, Miles, Hooker, Mazuryk & Lukyanenko 5.70; Jeng 5.65

**Non-qualifiers:** Giovanni Lanaro MEX & Daichi Sawano JPN 5.65; Pavel Gerasimov RUS, Liu Feiliang CHN & Renaud Lavillenie FRA 5.55; Leonid Andreyev UZB, Steven Lewis GBR & Denys Yurchenko UKR 5.35; Fábio Gomes da Silva BRA, Fabian Schulze GER, Jesper Fritz SWE, Spas Bukhalov BUL NH

### Doha 2010

#### Final (Mar 13)

1,	Steven Hooker	AUS	6.01
2,	Malte Mohr	GER	5.70
3,	Alexander Straub	GER	5.65
=4,	Konstadínos Filippidis	GRE	5.65
	Derek Miles	USA	5.65
=6,	Michal Balner	CZE	5.45
	Steven Lewis	GBR	5.45
	Dmitry Starodubtsev	RUS	5.45
9,	Łukasz Michalski	POL	5.45

A height of 5.70, reached by 15 of the entrants, was not required to make the final, as just nine men made 5.60. Two 5.80+ men – Lavillenie and Czerwinski – were among the non-qualifiers. Hooker – the Olympic, World and Commonwealth Champion – had a habit of winning titles in dramatic fashion, but here required just one jump at 5.70 to ensure victory. He then cleared 5.80 first time, and then broke the championship record with his final attempt at 6.01, was cleared without touching. He went on to attempt an outright world record of 6.16. Hooker's winning margin of 31cm was the biggest in any global championship since Frank Foss's Olympic win by 39cm in 1920.

#### Qualifying round (5.75 or top 8 to final) (Mar 12)

**Qualifiers:** Hooker, Balner, Filippidis, Miles, Mohr, Starodubtsev, Straub, Michalski & Lewis 5.60

**Non-qualifiers:** Renaud Lavillenie FRA, Giuseppe Gibilisco ITA, Kim Yoo-Suk KOR, Aleksandr Griplich RUS, Maksym Mazuryk UKR & Tim Mack USA 5.45; Yang Yansheng CHN, Spas Bukhalov BUL & Damiel Dossévi FRA 5.30; Kevin Rans BEL DQ (r40.8) (5.45)

#### POLE VAULT

##### Multiple Medallists:

4	Sergey Bubka	URS/UKR	85-1, 87-1, 91-1, 95-1
2	Thierry Vigneron	FRA	85-2, 87-3
	Rodion Gataullin	URS/RUS	89-1, 93-1
	Grigoriy Yegorov	URS/KAZ	89-2, 93-2
	Jean Galfione	FRA	93-3, 99-1
	Igor Potapovich	KAZ	95-2, 97-1
	Lawrence Johnson	USA	97-2, 01-1
	Tim Lobinger	GER	03-1, 06-3
	Brad Walker	USA	06-1, 08-2
	Steve Hooker	AUS	08-3, 10-1

##### Most Finals:

5	Javier García	ESP	89-8, 91-7, 93-10=, 95-7=, 97-8=
	Lobinger		97-5, 03-1, 04-5, 06-3, 08-5
4	Bubka		93-9, 95-2, 97-1, 99-4=
	Potapovich		99-6=, 01-3, 03-7, 04-7
	Romain Mesnil	FRA	

##### Most Appearances:

6	García		87-11, 89-8, 91-7, 93-10=, 95-7=, 97-8=
	Lobinger		95-18Q, 97-5, 03-1, 04-5, 06-3, 08-5
5	Okkert Brits	RSA	95-3=, 97-6, 01-7, 03-nh/Q, 04-9Q
	Mesnil		99-6=, 01-3, 03-7, 04-7, 06-nh/Q

Pole Vault, continued									
National Placings:									
	1	2	3	4	5	6	7	8	Points
USA	2	5	1	1+1=	1+1=	-	-	4+1=	78.5
GER	1	2	3+1=	1=	4	1+1=	-	1+1=	72.5
FRA	1	1	4	2+1=	-	1=	2	-	60
URS	4	2	1	-	-	-	-	-	52
RUS	3	-	1	2+1=	-	1=	1=	-	48
KAZ	1	2	-	1=	-	-	-	-	26.5
ESP	-	-	-	1=	1=	2	2+1=	1+1=	21
AUS	1	-	1	-	-	1	-	-	17
UKR	1	-	1	-	-	1	-	-	17
SWE	-	1	-	1	-	1	1	-	17
RSA	-	-	1=	1	-	1	1	-	15.5
POL	-	-	-	1+1=	1	-	1	-	15.5
CZE	-	1	-	-	-	1=	-	1	10
ISR	-	-	-	2=	-	-	-	-	8.5
NED	-	-	1	-	-	-	-	-	6
ITA	-	-	-	-	-	1	1	1	6
BUL	-	-	-	-	-	1	1	-	5
GRE	-	-	-	1=	-	-	-	-	4.5
FIN	-	-	-	-	1	-	-	1=	4.5
MEX	-	-	-	1=	-	-	-	-	4
AUT	-	-	-	-	1	-	-	-	4
HUN	-	-	-	-	-	1	-	-	3
GBR	-	-	-	-	-	1=	-	-	2
NOR	-	-	-	-	-	-	1	-	2
<b>Totals</b>	<b>14</b>	<b>14</b>	<b>13+2=</b>	<b>8+11=</b>	<b>8+2=</b>	<b>10+5=</b>	<b>10+2=</b>	<b>8+4=</b>	<b>500</b>

## Long Jump

### Paris 1985

#### Straight Final (Jan 19: Non-championship)

1, Jan Leitner	TCH	7.96
2, Gyula Pálóczi	HUN	7.94
3, Giovanni Evangelisti	ITA	7.88
4, László Szalma	HUN	7.85
5, Emiel Mellaard	NED	7.78
6, Serge Hélan	FRA	7.71
7, Liu Yuhuang	CHN	7.64
8, Junichi Usui	JPN	7.52
9, Jan Cado TCH 7.40; 10, Mario Lega ITA 7.33; 11, Kim Jong-II KOR 7.31; 12, Marcus Barros BRA 7.24; 13, John Hunt NZL 7.14; 14, Wanis Barsomian SYR 6.83		

European Indoor Champion Leitner withstood a strong finish by Pálóczi with jumps of 7.95 (third round) and 7.96 (sixth).

### Indianapolis 1987

#### Final (Mar 6)

1, Larry Myricks	USA	8.23
2, Paul Emordi	NGR	8.01
3, Giovanni Evangelisti	ITA	8.01
4, Robert Emmiyan	URS	8.00
5, Brian Cooper	USA	7.91
6, László Szalma	HUN	7.87
7, Dimitrios Hadzopoulos	GRE	7.85
8, Frans Maas	NED	7.84
9, Yusuf Alii NGR 7.78; 10, Jaime Jefferson CUB 7.78; 11, Junichi Usui JPN 7.75; 12, Norbert Brige FRA 7.69; 13, Chen Zunrong CHN 7.67; 14, Lester Benjamin ANT 7.48; 15, Christian Thomas FRG 7.48; 16, Michael Morgan AUS 7.38; 17, Dimitrios Araouzos CYP 7.34; 18, John Albertie LCA 7.12; Orde Ballantyne VIN NM		

Myricks scored his biggest victory since the 1979 World Cup after a three-hour contest. The 30 year-old American led from his 8.00 in round one, improving to 8.18 in the second and 8.23 in the sixth. A close battle for the other medals was won by Emordi in the third. Evangelisti was furious that a jump of his in the final round was declared a foul.

### Budapest 1989

#### Final (Mar 5)

1, Larry Myricks	USA	8.37
------------------	-----	------

2, Dietmar Haaf	FRG	8.17
3, Mike Conley	USA	8.11
4, László Szalma	HUN	8.10
5, Jaime Jefferson	CUB	7.96
6, Norbert Brige	FRA	7.91
7, Ubaldo Duany	CUB	7.86
8, Frans Maas	NED	7.83
9, Jarmo Kärnä FIN 7.78; 10, Juha Kivi FIN 7.64; 11, Hiroyuki Shibata JPN 7.50; 12, Csaba Almási HUN 7.47		

The evergreen Myricks jumped even better than in 1987, reaching 8.37 in the fifth round. Conley, who had won the triple jump earlier in the day, held second place until Haaf leapt 8.17 in the last round.

#### Qualifying round (7.70 or top 12 to final) (Mar 4)

**Qualifiers:** Conley 8.02; Haaf 7.84; Myricks 7.79; Szalma 7.77; Brige 7.74; Kärnä & Maas 7.71; Duany 7.67; Kivi 7.64; Jefferson 7.63; Shibata 7.61; Almási 7.59

**Non-qualifiers:** Bruny Surin CAN 7.57; Pang Yan CHN 7.56; Kim Jong-II KOR 7.53; Emiel Mellaard NED 7.42; Nai Hui-fang TPE 7.38; Glenroy Gilbert CAN 7.33; Frederic Ebong-Salle CMR 7.31

### Seville 1991

#### Final (Mar 9)

1, Dietmar Haaf	GER	8.15
2, Jaime Jefferson	CUB	8.04
3, Giovanni Evangelisti	ITA	7.93
4, Konstantinos Koukodhimos	GRE	7.92
5, Bogdan Tudor	ROU	7.88
6, Róbert Zmélík	TCH	7.83
7, Dmitry Bagryanov	URS	7.82
8, Andre Müller	GER	7.75
9, Keith Talley USA 7.73; 10, Angel Hernández ESP 7.70; 11, Barrington Williams GBR 7.67; Vladimir Ochkan URS NM		

Haaf went one better than in 1989, having leapt 8.15 in both the fourth and fifth rounds. Talley, who jumped 8.25 in January 1991, could manage only 7.73 and missed the cut.

#### Qualifying round (7.90 or top 12 to final) (Mar 8)

**Group A qualifiers:** Evangelisti 7.93; Bagryanov 7.90; B Williams 7.87; Müller 7.76; Hernández 7.75; Talley 7.75

**Non-qualifiers:** Juan Ortiz CUB 7.74; Csaba Almási HUN 7.71; Geng Huang CHN 7.57; Dimitrios Hadzopoulos GRE 7.56; Frans Maas NED 7.45; Sizwe Mdluli SWZ 7.07; Ricardo Valiente PER 6.83

**Group B qualifiers:** Jefferson 8.10; Haaf 8.10; Tudor 7.95; Koukodhimos 7.92; Ochkan 7.84; Zmélík 7.83

**Non-qualifiers:** Jesús Oliván ESP 7.69; Llewellyn Starks USA 7.65; Chen Zunrong CHN 7.57; Ayodele Aladeffa NGR 7.47; Fred Salle CMR 7.12; Ian James CAN NM; Lai Cheng-Chuan TPE & Antonio Santos ANG DNS

### Toronto 1993

#### Final (Mar 13)

1, Iván Pedroso	CUB	8.23
2, Joe Greene	USA	8.13
3, Jaime Jefferson	CUB	7.98
4, Frans Maas	NED	7.96
5, Bogdan Tudor	ROU	7.91
6, Ivaylo Mladenov	BUL	7.86
7, Zhou Ming	CHN	7.84
8, Nai Hui-fang TPE 7.70; 9, Angel Hernández ESP 7.66; 10, Emiel Mellaard NED 6.77; Spyros Vasdhékis GRE NM; Daniel Ivanov BUL DQ (7.98)		

Twenty year-old Pedroso improved from fourth place at halfway to overtake Greene, the Olympic bronze medallist, with leaps of 8.18 and 8.23. After the disqualification of Ivanov, Cuba also took the bronze medal. Defending Champion Haaf did not qualify for the final.

#### Qualifying round (7.90 or top 12 to final) (Mar 13)

**Group A qualifiers:** Maas 7.96; Mladenov 7.90; Greene 7.80; Mellaard 7.78; Vasdhékis 7.73; Ivanov DQ (7.95)

**Non-qualifiers:** Ian James CAN 7.61; 8, Gordon McKee USA 7.46; 9, Tibor Ordina HUN 7.34; Fred Salle GBR NM

**Group B qualifiers:** Pedroso 8.00; Tudor 7.93; Zhou 7.88; Hernández 7.85; Nai 7.78; Jefferson 7.77

**Non-qualifiers:** Milan Gombala TCH 7.69; Dietmar Haaf GER 7.67; François Fouche RSA 7.64; Stanislav Tarasenko RUS 7.62; Mattias Sunneborn SWE 7.61; Christian Thomas GER 7.57; Bin Xu CHN 7.53

## Barcelona 1995

### Final (Mar 11)

1,	Iván Pedroso	CUB	8.51
2,	Mattias Sunneborn	SWE	8.20
3,	Erick Walder	USA	8.14
4,	Joe Greene	USA	8.12
5,	Bogdan Tudor	ROU	8.11
6,	Milan Gombala	CZE	7.95
7,	Erik Nijs	BEL	7.88
8,	Huang Geng	CHN	7.83

9, Galin Georgiev BUL 7.81; 10, Robert Emmiyan ARM 7.74; 11, Konstantin Sarnatskiy UZB 7.67; Spyros Vasdhékis GRE & Cheikh Touré SEN NM

The second day's programme was completed by a fascinating long jump competition. Pedroso repeated his 1993 victory by leaping 8.51 in the third round – a distance only Carl Lewis had ever bettered indoors. The Cuban went even further in the fifth round but this was declared a foul. Later that round, Sunneborn moved from fourth to second at 8.20.

Three different men were in line for the bronze medal in the final round. Tudor started the round in third place at 8.08 and improved to 8.11. But, by the end of the round, he was fifth after the two Americans, Greene then Walder, found their best form.

### Qualifying round (7.85 or top 12 to final) (Mar 10)

**Group A qualifiers:** Vasdhékis 7.84; Georgiev 7.79

**Non-qualifiers:** Frans Maas NED 7.70; Fred Salle GBR 7.69; Konstantin Krause GER 7.69; Gregor Cankar SLO 7.65; Vladimir Malyavin TKM 7.63; Ahmed Al-Moamari OMA 7.51; Chao Chih-Kuo TPE 7.46; Viktor Popko UKR 7.38; Robert Michalík CZE 7.36; Shirak Pogosyan ARM 7.34; Jon Arnar Magnússon ISL 7.32; Lamin Drammeh GAM 6.43; Billiaminou Alao BEN 6.32; Ellsworth Manuel AHO & Andreja Marinković YUG NM

**Group B qualifiers:** Pedroso 8.12; Walder 8.03; Sunneborn 7.91; Gombala 7.90; Tudor 7.89; Touré 7.86; Emmiyan 7.84; Nijs 7.84; Greene 7.84; Huang 7.82; Sarnatskiy 7.79

**Non-qualifiers:** Konstantinos Koukodhimos GRE 7.75; Yevgeniy Tretyak RUS 7.69; Ilaylo Mladenov BUL 7.62; Angel Hernández ESP 7.60; Yuriy Naumkin RUS NM

## Paris 1997

### Final (Mar 8)

1,	Iván Pedroso	CUB	8.51
2,	Kirill Sosunov	RUS	8.41
3,	Joe Greene	USA	8.41
4,	Erick Walder	USA	8.24
5,	James Beckford	JAM	8.17
6,	Yevgeniy Tretyak	RUS	8.12
7,	Gregor Cankar	SLO	8.02
8,	Spyros Vasdhékis	GRE	7.99

9, Aleksandr Glavatskiy BLR 7.98; 10, Bogdan Tudor ROU 7.94; 11, Carlos Calado POR 7.50; 12, Romuald Ducros FRA 6.31

His Olympics were ruined by injury, but Pedroso came back where he left off in Barcelona by matching his championship record of 8.51 in the fifth round. This was backed up with 8.46 and 8.48; the Cuban's other three efforts were fouls. He became only the second man, after walker Mikhail Shchennikov, to win a third successive gold.

The sixth round determined the other medallists. Walder (8.24) was second before he was overtaken by the United States captain, Greene, who leapt 8.41. Sosunov (8.30 in qualifying) also cleared 8.41. This earned him the silver medal as his next best jump was 8.23. Greene's was 8.22, meaning he took bronze and therefore reversed his and Walder's placings from 1995.

### Qualifying round (7.95 or top 12 to final) (Mar 7)

**Group A qualifiers:** Sosunov 8.30; Ducros 7.98; Walder 7.92

**Non-qualifiers:** Cheikh Touré SEN 7.84; Nobuharu Asahara JPN 7.83; Mattias Sunneborn SWE 7.81; Bogdan Țăruș ROU 7.75; Dimitrios Hatzópoulos GRE 7.71; Yevgeniy Semenyuk UKR 7.69; Krzysztof Łuczak POL 7.64; Nelson Ferreira BRA

7.58; Yang Chao CHN 7.57; Konstantin Krause GER 7.56; Franck Zio BUR 7.49; Pedro García CUB 7.34; Hassine Moursal EGY 7.26; Shirak Pogosyan ARM 7.21; Pa Gai GAM 7.16; Ellsworth Manuel AHO 6.94

**Group B qualifiers:** Greene 8.17; Tretyak 8.13; Pedroso 8.12; Cankar 8.04; Tudor 7.95; Glavatskiy 7.95; Beckford 7.95; Vasdhékis 7.92; Calado 7.85

**Non-qualifiers:** Huang Geng CHN 7.59; Younes Moudrik MAR 7.49; Olivier Borderan FRA 7.49; Robert Emmiyan ARM 7.44; Raúl Fernández ESP 7.18; Josue M'Bon CGO 6.98; Esteve Martín AND 6.85; Nai Hui-Fang TPE 6.83; Norberto Andeme GEQ 5.77; Igor Streltsov UKR 5.29

## Maebashi 1999

### Straight Final (Mar 7)

1,	Iván Pedroso	CUB	8.62
2,	Yago Lamela	ESP	8.56
3,	Erick Walder	USA	8.30
4,	Gregor Cankar	SLO	8.28
5,	James Beckford	JAM	8.16
6,	Bogdan Țăruș	ROU	8.15
7,	Masaki Morinaga	JPN	8.07
8,	Bogdan Tudor	ROU	7.88

9, Roland McGhee USA 7.84; 10, Hatem Mersal EGY 7.66

Pedroso, bidding for his fourth successive title, opened with 8.46, the longest jump of 1999. It seemed that he would not need to go further to win; until the middle of the third round the next best effort was the 8.14 of Walder. Lamela then leapt a startling 8.29, a new Spanish record. It meant that he would be the penultimate jumper in the last three rounds, with Pedroso to follow.

In the fourth, Lamela struck again with a brilliant 8.42, the third best ever by a European. Pedroso could manage only a foul. In the fifth, Walder improved to 8.21, Lamela leapt 8.26 and Pedroso fouled again.

The final round could not have been more dramatic. First, Cankar spanned 8.28 to overtake Walder. The American countered with 8.30, meaning he would repeat his bronze from 1995. It was then the turn of the 22 year-old Lamela, and he drew gasps from the crowd by propelling himself out to 8.56. Robert Emmiyan's 1987 European indoor record had fallen, and Pedroso had just one chance to remain as World Indoor Champion. He produced a long jump, but seemed frustrated as he left the pit. Everyone knew it was close to Lamela's mark. The subdued Pedroso then started bouncing with delight when the distance of 8.62 was confirmed; the second best jump in history after Carl Lewis's world record of 8.79.

## Lisbon 2001

### Straight Final (Mar 11)

1,	Iván Pedroso	CUB	8.43
2,	Kareem Streete-Thompson	CAY	8.16
3,	Carlos Calado	POR	8.16
4,	Peter Burge	AUS	8.11
5,	Melvin Lister	USA	8.10
6,	Kevin Dilworth	USA	7.97
7,	Vladimir Malyavin	RUS	7.94
8,	Vitaliy Shkurlatov	RUS	7.80

9, Luis Felipe Méliz CUB 7.69; 10, Younés Moudrik MAR 7.68; 11, Hussein Al-Saba KSA 7.53; 12, Petar Dachev BUL 7.45

Iván Pedroso became the first man to win five World Indoor titles thanks to his third-round leap of 8.43. His next best effort was only 7.95 in round one, after which point Streete-Thompson led at 8.16. Calado matched that distance in the second round to set a Portuguese record. As he had earlier leapt 8.11, the Portuguese led briefly on countback. The Cayman Islander nipped in front again with another 8.16 in round two, but both men were displaced by Pedroso's bombshell.

## Birmingham 2003

### Final (Mar 15)

1,	Dwight Phillips	USA	8.29
2,	Yago Lamela	ESP	8.28

3,	Miguel Pate	USA	8.21
4,	Luis Méliz	CUB	8.01
5,	Volodymyr Zyuskov	UKR	8.00
6,	Petar Dachev	BUL	7.79
7,	Salim Sdiri	FRA	7.63
	Bogdan Țăruș	ROU	DQ (r149) (7.97)

Iván Pedroso was absent through injury, which meant there would be a new champion for the first time since 1993. The 1999 silver medallist Lamela was the favourite, having leapt 8.43 that winter. He duly won the qualifying round with 8.12. It was Olympic finalist Phillips, however, who was the leader at the start of the sixth round in the final with 8.23 to Lamela's 8.20.

The contest came alive in the last round, when the jumpers had the stage to themselves at the end of the morning's session. Pate moved into third place at 8.21 then Lamela took over on top with 8.28. Phillips was left with just one more chance and he took it with a jump almost identical to that of the Spaniard. The excited American raced over to the nearest scoreboard and got down on his haunches to wait for the distance to be confirmed. The figures "8.29" flashed up and Phillips rushed off onto the running track to celebrate. "My last jump is always my biggest one," he concluded. Measurement of the two leading jumps from the point of take-off showed that Lamela's was actually three millimetres further: 8.364 to 8.361.

Bogdan Țăruș originally placed sixth, but was later disqualified by the IAAF along with two other Romanians when it was proved that the qualification marks given on their entry forms were false.

**Qualifying round (8.10 or top 8 to final) (Mar 14)**

**Group A qualifiers:** Dachev 7.98; Méliz 7.84

**Non-qualifiers:** Sinisa Ergotic CRO 7.83; Raúl Fernández ESP 7.80; Chris Tomlinson GBR 7.73; Yoelmis Pacheco CUB 7.71; Li Dalong CHN 7.57; Lao Jianfeng CHN 7.46

**Group B qualifiers:** Lamela 8.12; Zyuskov 7.97; Pate 7.96; Phillips 7.95; Sdiri 7.93; Țăruș DQ (r149) (7.87)

**Non-qualifiers:** James Beckford JAM 7.74; Valeriy Vasilyev UKR 7.55

**Budapest 2004**

**Final (Mar 6)**

1,	Savanté Stringfellow	USA	8.40
2,	James Beckford	JAM	8.31
3,	Vitaliy Shkurlatov	RUS	8.28
4,	Bogdan Țăruș	ROU	8.26
5,	Vladimir Zyuskov	UKR	8.23
6,	Chris Tomlinson	GBR	8.17
7,	Kirill Sosunov	RUS	8.16
8,	Iván Pedroso	CUB	8.09

The standard in the final was one of the highest ever, with Sosunov setting a world seventh-place best of 8.16. Stringfellow was the best qualifier at 8.31, but opened up in the final with 8.07 and 8.08 to place only sixth after two rounds. At that point Shkurlatov led from Beckford, 8.28 to 8.23. "String" then hit his best form, spanning 8.40 with barely a centimetre to spare on the board. Beckford responded with 8.30 and 8.31, but the American felt confident enough to pass in rounds 4 & 5.

**Qualifying round (8.00 or top 8 to final) (Mar 5)**

**Group A qualifiers:** Stringfellow 8.31; Beckford 8.22; Țăruș 8.06; Zyuskov 8.00; Sosunov 7.96; Zhou Can CHN 7.87

**Non-qualifiers:** Mohamed Salman Al-Khuwailidi KSA 7.80; Jonathan Chimier MRI 7.78; Luis Méliz CUB 7.71; Gable Garenamotse BOT 7.68; Sinisa Ergotic CRO 7.45; Louís Tsátoumas GRE 7.34

**Group B qualifiers:** Shkurlatov 8.07; Pedroso 8.02; Tomlinson 7.96

**Non-qualifiers:** Yago Lamela ESP 7.95; Nils Winter GER 7.95; Petar Dachev BUL 7.89; Nicola Trentin ITA 7.84; Yann Domenech FRA 7.79; Brian Johnson USA 7.65; Valeriy Vasilyev UKR 7.64; Dimitrios Serelis GRE 7.62; Ndiss Kaba Badji SEN 7.54; Yahya Berrabah MAR 7.53

**Moscow 2006**

**Final (Mar 11)**

1,	Ignisious Gaisah	GHA	8.30
2,	Irving Saladino	PAN	8.29

3,	Andrew Howe	ITA	8.19
4,	Louís Tsátoumas	GRE	8.10
5,	Khotso Mokoena	RSA	8.01
6,	Erivaldo Vieira	BRA	7.97
7,	Brian Johnson	USA	7.90
8,	Issam Nima	ALG	7.84

Saladino set a South American record of 8.10 to lead the qualifying round, which he then exceeded with his first three jumps of the final: 8.18, 8.19 and 8.27. Gaisah, the world leader at 8.36, had jumped 8.27 immediately before Saladino, and proceeded to take the lead for good in the next round with 8.30. Saladino responded well with 8.20 (8.408 from his take-off point) and 8.29 with his last two jumps, but the slim Ghanaian, managed to hold off the spring-heeled Panamanian for the gold. The talented Howe produced two lifetime bests - 8.14 then 8.19 to take the bronze medal. Non-qualifiers included five-time winner Pedroso.

In eighth place Nima equalled his Algerian indoor record of 7.84. He had leapt that distance four times in Moscow, twice in qualifying and twice in the final!

**Qualifying round (7.95 or top 8 to final) (Mar 10)**

**Group A Qualifiers:** Saladino 8.10; Tsátoumas 8.06; Gaisah 7.95; Johnson 7.85; Nima 7.84

**Non-qualifiers:** James Beckford JAM 7.78; Ruslan Gataullin RUS 7.78; Louis Tristán PER 7.35; Rogerio Bispo BRA 7.19

**Group B Qualifiers:** Howe 8.05; Mokoena 7.89; Vieira 7.88

**Non-qualifiers:** Bashir Ramzy USA 7.81; Morten Jensen DEN 7.75; Danut Simion ROU 7.59; Vitaliy Shkurlatov RUS 7.54; Iván Pedroso CUB 7.27; Salim Sdiri FRA DNS

**Valencia 2008**

**Final (Mar 8)**

1,	Khotso Mokoena	RSA	8.08
2,	Chris Tomlinson	GBR	8.06
3,	Mohamed Salman Al-Khuwailidi	KSA	8.01
4,	Gable Garenamotse	BOT	7.93
5,	Nikolay Atanasov	BUL	7.90
6,	James Beckford	JAM	7.85
7,	Marcin Starzak	POL	7.74
8,	Wilfredo Martínez	CUB	7.72

The event was weakened by injuries to the reigning champion Ignisious Gaisah, and world leader Irving Saladino, and the non-entry of Italy's Andrew Howe and the top Americans.

Nevertheless, the battle between Tomlinson and Mokoena was close and absorbing. Tomlinson led after the first round 8.06 to 8.05, and while Mokoena was over 8m with his next three jumps, it was only in the fifth round that the high-springing South African sealed victory with his 8.08. Mokoena had four jumps measured toe to heel of 8.17 to 8.19.

**Qualifying round (7.95 or top 8 to final) (Mar 7)**

**Qualifiers:** Mokoena 8.01, Al-Khuwailidi 8.00, Tomlinson 7.95, Starzak 7.92, Beckford 7.91, Martínez 7.82, Garenamotse 7.82, Atanasov 7.82

**Non-qualifiers:** Salim Sdiri FRA 7.78, Louís Tsátoumas GRE 7.77, Rogério Bispo BRA 7.77, Hussein Taher Al-Sabee KSA 7.74, Trevell Quinley USA 7.60, Peter Rapp GER 7.59, Saleh Abdelaziz Al-Haddad KUW 7.52, Issam Nima ALG 7.45, Li Runrun CHN 7.43, Tyrone Smith BER 7.38, Arnaud Casquette MRI 7.36, John Moffitt USA 7.17

**Doha 2010**

**Final (Mar 13)**

1,	Fabrice Lapierre	AUS	8.17
2,	Khotso Mokoena	RSA	8.08
3,	Mitchell Watt	AUS	8.05
4,	Salim Sdiri	FRA	8.01
5,	Christian Reif	GER	7.86
6,	Ndiss Kaba Badji	SEN	7.86
7,	Ignisious Gaisah	GHA	7.81
8,	Andriy Makarchev	UKR	7.65

Like 2008, this was again a relatively poor competition. In the 13 editions of the world indoor championships, the winning effort had been beyond the Doha winning mark of 8.17 on 10 occasions. Lapiere was the leading qualifier with an Oceanian record of 8.19. The only other automatic qualifier was the other Australian, Watt, who reached 8.00.

In the final Lapiere reached 8.17 in the fifth round to beat Mokoena, who duplicated his 2008 winning effort of 8.08 while taking silver on this occasion. Watt took the bronze medal ahead of Sdiri with his final effort of 8.05.

**Qualifying round (8.00 or top 8 to final) (Mar 12)**

**Group A qualifiers:** Watt 8.00, Sdiri 7.94 & Badji 7.93

**Non-qualifiers:** Issam Nima ALG 7.88, Greg Rutherford GBR & Irving Saladino PAN 7.80, Tommi Evilä FIN 7.77, Viktor Kuznyetsov UKR 7.66, Jeff Henderson USA 7.64, Yu Zhenwei CHN 7.54, Yahya Berrabah MAR & Nikolai Atanasov BUL 7.52 & Arsen Sargsyan ARM 7.45

**Group B qualifiers:** Lapiere 8.19, Reif 7.96, Mokoena 7.95, Gaisah 7.89 & Makarchev 7.88

**Non-qualifiers:** Kafétien Gomis FRA 7.84, Christopher Tomlinson GBR 7.75, Gable Garenamotse BOT 7.73, Michel Tornéus SWE 7.71, Randall Flimmons USA & Li Jinzhe CHN 7.68, Hussein Taher Al-Sabee KSA 7.56, Tyrone Smith BER 7.45, Wilfredo Martínez CUB NM

**LONG JUMP**

**Multiple Medallists:**

5	Iván Pedroso	CUB	93-1, 95-1, 97-1, 99-1, 01-1
3	Giovanni Evangelisti	ITA	85-3, 87-3, 91-3
2	Larry Myricks	USA	87-1, 89-1
	Dietmar Haaf	FRG/GER	89-2, 91-1
	Jaime Jefferson	CUB	91-2, 93-3
	Joe Greene	USA	93-2, 97-3
	Erick Walder	USA	95-3, 99-3
	Yago Lamela	ESP	99-2, 03-2
	Khotso Mokoena	RSA	08-1, 10-2

**Most Finals:**

6	Pedroso		93-1, 95-1, 97-1, 99-1, 01-1, 04-8
5	Bogdan Tudor	ROU	91-5, 93-5, 95-5, 97-10, 99-8

**Most Appearances:**

7	Pedroso		93-1, 95-1, 97-1, 99-1, 01-1, 04-8, 06-16Q
6	James Beckford	JAM	97-5, 99-5, 03-10Q, 04-2, 06-10Q, 08-6

**National Placings:**

	1	2	3	4	5	6	7	8	Points
USA	4	1	5	2	2	1	1	-	92
CUB	5	1	1	1	1	-	1	2	66
ITA	-	-	4	-	-	-	-	-	24
RUS	-	1	1	-	-	1	2	1	21
ROU	-	-	-	1	3	1	-	1	21
GER	1	1	-	-	1	-	-	1	20
HUN	-	1	-	2	-	1	-	-	20
RSA	1	1	-	-	1	-	-	-	19
AUS	1	-	1	1	-	-	-	-	19
JAM	-	1	-	-	2	1	-	-	18
ESP	-	2	-	-	-	-	-	-	14
GRE	-	-	-	2	-	-	1	1	13
FRA	-	-	-	1	-	2	1	-	13
TCH	1	-	-	-	-	1	-	-	11
NED	-	-	-	1	1	-	-	2	11
GHA	1	-	-	-	-	-	1	-	10
GBR	-	1	-	-	-	1	-	-	10
BUL	-	-	-	-	1	2	-	-	10
UKR	-	-	-	-	2	-	-	1	9
CAY	-	1	-	-	-	-	-	-	7
NGR	-	1	-	-	-	-	-	-	7
PAN	-	1	-	-	-	-	-	-	7
SWE	-	1	-	-	-	-	-	-	7
SLO	-	-	-	1	-	-	1	-	7
URS	-	-	-	1	-	-	1	-	7
KSA	-	-	1	-	-	-	-	-	6
POR	-	-	1	-	-	-	-	-	6
BOT	-	-	-	1	-	-	-	-	5
CHN	-	-	-	-	-	-	2	1	5
BRA	-	-	-	-	-	1	-	-	3
CZE	-	-	-	-	-	1	-	-	3
SEN	-	-	-	-	-	1	-	-	3
JPN	-	-	-	-	-	-	1	1	3
BEL	-	-	-	-	-	-	1	-	2
POL	-	-	-	-	-	-	1	-	2
ALG	-	-	-	-	-	-	-	1	1
TPE	-	-	-	-	-	-	-	1	1
<b>Totals</b>	<b>14</b>	<b>14</b>	<b>14</b>	<b>14</b>	<b>14</b>	<b>14</b>	<b>14</b>	<b>13</b>	<b>503</b>

**Triple Jump**

**Paris 1985**

**Straight Final (Jan 18: Non-championship)**

1,	Khristo Markov	BUL	17.22
2,	Lázaro Betancourt	CUB	17.15
3,	Lázaro Balcindes	CUB	16.83
4,	Oleg Protsenko	URS	16.80
5,	Jan Cado	TCH	16.71
6,	Ralf Jaros	FRG	16.16
7,	Zou Zhenxian	CHN	16.05
8,	Ahmed Hassan Badra	EGY	15.77
9,	Yasushi Ueta	JPN	15.75;
10,	Didier Falise	BEL	15.56;
11,	Torstein Dahle	NOR	15.35;
	Mihai Bran	ROU	NM

The powerful Cuban pair of Betancourt and Balcindes were foiled by 19 year-old Markov, who leapt 17.13 in the third round and 17.22 in the fifth. Betancourt threatened in the final round, when he improved from 17.02 to 17.15.

**Indianapolis 1987**

**Final (Mar 8)**

1,	Mike Conley	USA	17.54
2,	Oleg Protsenko	URS	17.26
3,	Frank Rutherford	BAH	17.02
4,	Khristo Markov	BUL	16.96
5,	Al Joyner	USA	16.92
6,	Joseph Taiwo	NGR	16.65
7,	Māris Bružiks	URS	16.61
8,	Didier Falise	BEL	16.53
9,	Norifumi Yamashita	JPN	16.43;
10,	Jan Cado	TCH	16.33;
11,	Steve Hanna	BAH	16.09;
12,	Djordje Kozul	YUG	15.59

At the US Indoor Championships one week earlier, Mike Conley had produced a world record of 17.76 in the sixth round to beat Oleg Protsenko. The scenario was repeated at Indianapolis. Conley was again pressurised by the Soviet jumper, who led with 17.26 at the start of the final round.

The American waited on the runway for the finish of the men's 3000m before his sixth and final jump. He saw the gold and silver go to Frank O'Mara and Paul Donovan, his team-mates at the University of Arkansas, before leaping 17.54 to win.

**Qualifying round (16.70 or top 12 to final) (Mar 6)**

**Qualifiers:** Markov 17.07; Bružiks 16.93; Protsenko 16.75; Conley 16.62; Cado 16.58, Taiwo 16.55; Yamashita 16.47; Rutherford 16.40; Falise 16.39; Joyner 16.36; Hanna 16.25; Kozul 16.13

**Non-qualifiers:** Arne Holm SWE 16.07; Peter Beames AUS 16.05; Marios Hadjiandreou CYP 15.72; Serge Hélan FRA 15.69; José Quinaliza ECU 14.77; Edward Manderson CAY 14.39; Mauricio Carranza ESA 13.74; Ahmed Hassan Badra EGY NM; Paul Emordi NGR DNS

**Budapest 1989**

**Final (Mar 4)**

1,	Mike Conley	USA	17.65
2,	Jorge Reyna	CUB	17.41
3,	Juan López	CUB	17.28
4,	Vladimir Inozemtsev	URS	17.17
5,	Milan Mikuláš	TCH	16.84
6,	Serge Hélan	FRA	16.62
7,	Andrzej Grabarczyk	POL	16.56
8,	John Herbert	GBR	16.55
9,	Charles Simpkins	USA	16.26;
10,	Toussaint Rabanela	MAD	16.06;
11,	Alfred Stummer	AUT	15.93;
	Nikolay Musiyenko	URS	NM

Conley retained his title in the face of a strong Cuban challenge. After a poor opening jump, the American took the lead with 17.20 in round 2. He improved to 17.22 in the third but was overtaken when Reyna set a 1989 world best of 17.41 later in the same round. Conley's brilliant response: 17.49, 17.65 and 17.52 with his last three jumps.

**Qualifying round (16.60 or top 12 to final) (Mar 3)**

**Qualifiers:** Inozemtsev 16.96; Mikuláš 16.89; Conley 16.88; López 16.76; Reyna 16.71; Hélan 16.59; Herbert 16.57; Rabenala 16.49; Stummer 16.46; Musiyenko 16.43; Simpkins 16.43; Grabarczyk 16.40

**Non-qualifiers:** Pierre Camara FRA 16.27; Patterson Johnson BAH 16.19; Béla Bákosi HUN 16.05; Wendell Lawrence BAH 15.94

**Seville 1991**

**Final (Mar 10)**

1,	Igor Lapshin	URS	17.31
2,	Leonid Voloshin	URS	17.04
3,	Tord Henriksson	SWE	16.80
4,	Zou Sixin	CHN	16.78
5,	Volker Mai	GER	16.74
6,	Chen Yanping	CHN	16.70
7,	Dario Badinelli	ITA	16.62
8,	Frank Rutherford	BAH	16.61

9, John Tillman USA 16.58; 10, Anisio Souza BRA 16.44; 11, Andrzej Grabarczyk POL 16.33; 12, Nikolay Raev BUL 16.14; Milan Mikuláš TCH NM

European Champion Voloshin opened impressively at 17.04, but could do no better and allowed Lapshin to claim the gold with 17.31 in the third. The top five positions did not change in the final three rounds.

**Qualifying round (16.50 or top 12 to final) (Mar 9)**

**Qualifiers:** Lapshin 16.81; Voloshin 16.72; Zhu 16.68; Henriksson 16.64 Rutherford 16.63; Mai 16.58; Chen 16.51; Souza 16.50; Grabarczyk 16.46; Mikuláš 16.37; Tillman 16.32; Badinelli 16.25; Raev 16.25

**Non-qualifiers:** Jörg Friess GER 16.16; Marios Hadjiandreou CYP 15.97; Jan Cado TCH 15.85; Theodoros Tandanozis GRE 15.85; Dorel Eftene ROU 15.83; Antonio Santos ANG 15.49; Ricardo Valiente PER 14.71; Charlie Simpkins USA NM

**Toronto 1993**

**Final (Mar 13)**

1,	Pierre Camara	FRA	17.59
2,	Māris Bružiks	LAT	17.36
3,	Brian Wellman	BER	17.27
4,	Vladimir Melikhov	RUS	17.07
5,	Yoelbi Quesada	CUB	17.06
6,	Jonathan Edwards	GBR	16.76
7,	Toussaint Rabenala	MAD	16.74
8,	Pargev Grigoryan	ARM	16.20

9, Gary Johnson USA 16.08; 10, Tyrone Scott USA 16.02; Zou Sixin CHN NM; Nikolay Raev BUL DQ (17.27)

The competition was interrupted in the fifth round in order to make repairs to the runway. Before the break Wellman led narrowly from Bružiks and Raev. The Bermudan slipped back to third following improvements by the Latvian and Bulgarian.

Then came one of the most surprising breakthroughs of the championships, when Camara improved from 17.08 to 17.59, an absolute pb by 25cm. The luckless Wellman responded with a very long foul but was out of the medals – at least until Raev's subsequent disqualification for doping.

**Qualifying round (16.80 or top 12 to final) (Mar 12)**

**Group A qualifiers:** Wellman 17.06; Melikhov 17.00; Quesada 16.91; Johnson 16.44; Scott 16.34

**Non-qualifiers:** Julian Golley GBR 16.30; Serge Hélan FRA 16.25; Rogel Nachum ISR 16.11; Zeng Lizhi CHN 14.65; Sergey Bykov UKR NM

**Group B qualifiers:** Bružiks 16.90; Zou 16.67; Grigoryan 16.58; Edwards 16.58; Camara 16.56; Rabenala 16.47; Raev DQ (16.55)

**Non-qualifiers:** Audrius Raizgys LTU 16.33; 9, Daniel Osorio CUB 16.13; Vasilij Sokov RUS 15.51

**Barcelona 1995**

**Final (Mar 12)**

1,	Brian Wellman	BER	17.72
2,	Yoelbi Quesada	CUB	17.62
3,	Serge Hélan	FRA	17.06

4,	Lars Hedman	SWE	16.86
5,	Arne Holm	SWE	16.81
6,	LaMark Carter	USA	16.80
7,	Francis Agyepong	GBR	16.74
8,	Garfield Anselm	FRA	16.51

9, Armen Martirosyan ARM 16.37; 10, Dmitriy Byzov RUS 16.23; Edrick Floréal CAN NM; Stoyko Tsonov BUL DNS

The pristine Palau Sant Jordi had seen only one meeting before the world indoors, the national junior championships. A Spanish junior triple jump record there indicated the quality of the horizontal jumping facilities, and this was borne out at the world championships.

The triple jump final started the main programme of the last day, and it began dramatically when Wellman produced a foul of world record proportions with his first jump. The Bermudan had already set a 1995 world best of 17.51 in the qualifying round and there was keen anticipation for his appearance in the second round. This time he got a white flag and a distance of 17.72 – the third best ever.

That remained Wellman's only valid leap. He was put under pressure by Quesada, who had been the year's best triple jumper prior to Barcelona. The young Cuban set national records of 17.52 and 17.62.

The competition was marred by a nasty injury to Floréal, who tore a ligament in his right kneecap in the first round.

**Qualifying round (16.70 or top 12 to final) (Mar 10)**

**Group A qualifiers:** Carter 16.92; Hedman 16.73; Tsonov 16.53; Anselm 16.49; Agyepong 16.49

**Non-qualifiers:** Tyrone Scott USA 16.43; Aleksey Fatyanov AZE 16.29; Vasif Asadov AZE 16.22; Viktor Popko UKR 16.19; Paul Nioze SEY 15.78; Julio López ESP 15.28

**Group B qualifiers:** Wellman 17.51; Quesada 17.33; Holm 16.84; Floréal 16.74; Byzov 16.59; Martirosyan 16.55; Hélan 16.53

**Non-qualifiers:** Oleg Sakirkin KAZ 16.47; Audrius Raizgys LTU 16.41; Anisio Silva BRA 16.19; Sergey Arzamasov KAZ 15.95; Pargev Grigoryan ARM 15.93

**Paris 1997**

**Final (Mar 9)**

1,	Yoel García	CUB	17.30
2,	Aliecer Urrutia	CUB	17.27
3,	Aleksandr Aseledchenko	RUS	17.22
4,	Charles Friedek	GER	17.16
5,	Andrew Murphy	AUS	16.96
6,	Rogel Nachum	ISR	16.81
7,	Sigurd Njerve	NOR	16.81
8,	Tibor Ordina	HUN	16.65

9, Jerome Romain DMA 16.52; 10, Georges Sainte-Rose FRA 16.41; 11, Gennadiy Glushenko UKR 16.41; Ndabe Mdhlongwa ZIM NM

Urrutia leapt a new world record of 17.83 just before the championships and produced a sublime qualifying jump of 17.45 despite shutting off during the jump phase. After that, the final was a disappointment because of an injury to Urrutia, who always appeared with the left strap of his vest pulled down under his armpit. The Cuban was forced to retire after spectacularly and painfully aborting his fifth-round effort. Nevertheless Cuba did take gold thanks to García.

**Qualifying round (16.80 or top 12 to final) (Mar 7)**

**Group A qualifiers:** Friedek 17.02; García 17.01; Njerve 16.92; Ordina 16.86; Mdhlongwa 16.82; Aseledchenko 16.75; Sainte-Rose 16.74

**Non-qualifiers:** LaMark Carter USA 16.67; Sergey Izmaylov UKR 16.44; Ionel Eftemie ROU 16.39; Zeng Lizhi CHN 16.25; Messias Batista BRA 16.21; Aleksey Fatyanov AZE 15.62

**Group B qualifiers:** Urrutia 17.45; Murphy 16.83; Nachum 16.82; Romain 16.72; Glushenko 16.71

**Non-qualifiers:** Zsolt Czingler HUN 16.69; Gennadiy Markov RUS 16.65; Serge Hélan FRA 16.58; Salem Mouled Al-Ahmadi KSA 16.30; Ivory Angello USA 16.26; Anisio Silva BRA 16.22; Brian Wellman BER 15.61; Carlos Calado POR NM

**Maebashi 1999**

**Straight Final (Mar 5)**

1,	Charles Friedek	GER	17.18
2,	LaMark Carter	USA	16.98

3,	Zsolt Czinger	HUN	16.98
4,	Yoelbi Quesada	CUB	16.92
5,	Ionuț Pungă	ROU	16.87
6,	Armen Martirosyan	ARM	16.83
7,	Rogel Nachum	ISR	16.24
8,	Takanori Sugibayashi	JPN	15.97

Rostislav Dimitrov BUL DQ (r40.1) (17.05); Paolo Camossi ITA DNS

Friedek quickly made his mark with 17.18 in the first round. World outdoor Champion Yoelbi Quesada (16.92) moved into second place in round 2, while in the third US Champion LaMark Carter slipped into third spot with 16.90.

Friedek was unable to get near his opening jump, but nor was anyone else until Dimitrov leapt 17.05 in the fourth, which brought him up to second. In the fifth the Bulgarian passed, Carter (16.98) regained third spot and Friedek had a huge foul.

In the last round Hungary's Zsolt Czinger matched Carter's best distance, but a quick check of the card confirmed that the American would stay ahead on countback. Dimitrov then no-jumped. Friedek, certain of victory, ended with 17.09. Dimitrov was later stripped of his medal and given a public warning after failing a doping control test for stimulants.

### Lisbon 2001

#### Straight Final (Mar 9)

1,	Paolo Camossi	ITA	17.32
2,	Jonathan Edwards	GBR	17.26
3,	Andrew Murphy	AUS	17.20
4,	Charles Friedek	GER	17.13
5,	Rostislav Dimitrov	BUL	16.91
6,	Fabrizio Donato	ITA	16.77
7,	Michael Calvo	CUB	16.75
8,	Aleksandr Glavatskiy	BLR	16.49

9, Kenta Bell USA 16.13; Ionuț Pungă ROU & Igor Gavrilenko RUS NM

Olympic Champion Edwards took the lead with the competition's first effort of 17.06. He then improved to 17.12. Defending champion Friedek edged ahead in the third with 17.13 after Edwards fouled. In the fourth round, Murphy took over with an Oceanian record of 17.15. Two jumps later, Camossi clicked, producing an Italian record of 17.32.

Edwards had dropped to fourth place, and that is how it stayed until the final round. There, Murphy improved to 17.20. Camossi closed with 16.87. Then, with the competition's very last jump, Edwards landed close to the leading mark of the Italian. The distance was confirmed at 17.26, so the Briton rescued a silver medal. The event was staged before the opening ceremony.

### Birmingham 2003

#### Straight Final (Mar 16)

1,	Christian Olsson	SWE	17.70
2,	Walter Davis	USA	17.35
3,	Yoelbi Quesada	CUB	17.27
4,	Jonathan Edwards	GBR	17.19
5,	Tim Rusan	USA	16.88
6,	Jadel Gregório	BRA	16.86
7,	Aleksandr Glavatskiy	BLR	16.66
8,	Marian Oprea	ROU	16.59

9, Vladimir Letnicov MDA 16.20

Like the men's 60m hurdles final, this event was positioned at the end of the programme to showcase a top British hope, Jonathan Edwards. The world outdoor record holder duly led at halfway (17.01) but was ultimately kept out of the medals. Olsson (17.28) moved ahead in round four, followed by 17.31 to which Edwards responded with 17.19. The real action unfolded in the last four jumps of the contest. First, Davis claimed the lead with 17.35. Then Olsson drew gasps from the crowd with a 5.91 hop, 5.51 leap and 6.28 jump for a total of 17.70.

Quesada then overtook Edwards with 17.27. The 36 year-old Edwards closed the championships with 17.00.

Thanks to his winning performance – the sixth-longest in history – Olsson was generally regarded as the world's top indoor male athlete of 2003.

### Budapest 2004

#### Final (Mar 7)

1,	Christian Olsson	SWE	17.83=WR
2,	Jadel Gregório	BRA	17.43
3,	Yoandri Betanzos	CUB	17.36
4,	Dmitriy Valyukevich	BLR	17.22
5,	Marian Oprea	ROU	17.19
6,	Mykola Savolaynen	UKR	16.95
7,	Danila Burkenya	RUS	16.62
8,	Julien Kapek	FRA	16.50

Defending Champion Olsson had been unbeaten since before Birmingham 2003 but was given a scare in round two when Gregório bounded out to 17.43, fairly close to the Swede's best of 17.51 at that point. Starting the third round, Olsson then produced his greatest ever leap to equal the world record of 17.83. So the Budapest World Championships had seen four world triple jump records following on from Tatyana Lebedeva's efforts of the previous day. The record had been comprised of a 6.21 hop, 5.12 step and 6.50 jump, with a further 7.2cm to spare by Olsson on take-off. "This wasn't a perfect jump" admitted the Swede. "A perfect jump would have been over 18m."

#### Qualifying round (16.95 or top 8 to final) (Mar 5)

**Group A qualifiers:** Valyukevich 17.16; Betanzos 17.10; Olsson 16.99  
**Non-qualifiers:** Daniel Donovici ROU 16.76; Andrew Murphy AUS 16.67; Aleksandr Sergeev RUS 16.60; LaMark Carter USA 16.47; Gu Junjie CHN 16.40; Sébastien Pincemail FRA 16.38; Nelson Évora POR 16.30; Peter Tölgyesi HUN 15.97

**Group B qualifiers:** Savolaynen 17.16; Oprea 17.01; Gregório 16.96; Kapek 16.95; Burkenya 16.79

**Non-qualifiers:** Hristos Melétoglou GRE 16.79; Fabrizio Donato ITA 16.68; Momchil Karailiev BUL 16.57; Allen Simms USA 16.49; Olivier Sanou BUR 16.09

### Moscow 2006

#### Final (Mar 12)

1,	Walter Davis	USA	17.73
2,	Jadel Gregório	BRA	17.56
3,	Yoandri Betanzos	CUB	17.42
4,	Marian Oprea	ROU	17.34
5,	Igor Spasovkhodskiy	RUS	17.25
6,	Nelson Évora	POR	17.14
7,	Nathan Douglas	GBR	17.05
8,	Dimítrios Tsiámis	GRE	16.94

9, Momchil Karailiev BUL 16.87

With two competitions at 17.70 or better, Oprea was the favourite to win. The Romanian took the lead with 17.22 in the opening round, and was followed by Davis, who produced a huge jump in the 17.70 region. The officially announced measurement of 17.30 was clearly incorrect. Davis claimed that the judges had measured the wrong mark, and the jump was remeasured, and changed without announcement to 17.73 during the third round. Gregório, who had led the qualifiers with 17.46, responded best to Davis with 17.56 in the second round, while Betanzos moved past Oprea into third place with 17.42 in the fourth. Oprea responded with the best jumps of the last two rounds – 17.34 and 17.32 – but failed to win a medal. From toe to heel the best marks of the top four were 17.78, 17.58, 17.57 and 17.49.

"I'm training in Baton Rouge on a similar surface so I knew what I should do," said Davies. "That is why somebody like me known for winning on his final attempts was the winner with the first one."

#### Qualifying round (16.95 or top 8 to final) (Mar 11)

**Group A Qualifiers:** Gregório 17.46; Oprea 17.25; Betanzos 17.22; Évora 17.11; Davis 17.09; Tsiámis 16.95



**Non-Qualifiers:** Viktor Yastrebov UKR 16.89; Viktor Gushchinskiy RUS 16.63; Colomba Fofana FRA 16.58; Fabrizio Donato ITA 16.35; Chris Hercules TRI 16.25; Kim Duk-Hyung KOR 15.99; Leevan Sands BAH DNS

**Group B Qualifiers:** Spasovkhodskiy 17.31; Douglas 17.01; Karailiev 16.95

**Non-Qualifiers:** Allen Simms PUR 16.82; Karl Taillepiere FRA 16.80; Aarik Wilson USA 16.61; Jefferson Sabino BRA 16.55; Anders Moller DEN 16.25; Li Yanxi CHN 16.13; Paolo Camossi ITA 15.96; Dmitriy Valukevič SVK 15.92; Randy Lewis GRN DNS

### Valencia 2008

#### Final (Mar 9)

1,	Phillips Iduwu	GBR	17.75
2,	David Girat	CUB	17.47
3,	Nelson Évora	POR	17.27
4,	Fabrizio Donato	ITA	17.27
5,	Dmitriy Valukevič	SVK	17.14
6,	Osniel Tosca	CUB	17.13
7,	Aarik Wilson	USA	16.88
8,	Danil Burkenya	RUS	16.84

In four attempts Iduwu had never done better than sixth in a global title meeting, but in Valencia, after an opening jump of 17.10, responded to Girat's opening jump of 17.43, with a stupendous 17.75 (measured at 17.84 from take-off and comprising a 6.20 hop, 5.80 step and 5.75 jump). This not only beat his outdoor best of 17.68, but also broke Jonathan Edwards' indoor British record of 17.64. Girat showed competitive fire by immediately responding with 17.47 (17.61 from take-off).

Iduwu backed up his winning effort with jumps of 17.56 and 17.45. Évora took the bronze medal on countback from Donato as both men cleared 17.27, with Évora producing two backup efforts of 17.26. Iduwu's win was the first indoor field event gold by a British male.

#### Qualifying round (16.95 or top 8 to final) (Mar 7)

**Qualifiers:** Girat 17.20, Wilson 17.13, Valukevič 17.13, Iduwu 17.05, Donato 16.96, Tosca 16.93, Évora 16.93, Burkenya 16.83

**Non-qualifiers:** Randy Lewis GRN 16.77, Andrés Capellán ESP 16.67, Kenta Bell USA 16.66, Leevan Sands BAH 16.31, Gu Junjie CHN 16.25, Yevgeniy Plotnir RUS 16.21, Zhong Minwei CHN 15.88

### Doha 2010

#### Final (Mar 14)

1,	Teddy Tamgho	FRA	17.90WR
2,	Yoandris Betanzos	CUB	17.69
3,	David Girat	CUB	17.36
4,	Christian Olsson	SWE	17.23
5,	Fabrizio Donato	ITA	16.88
6,	Jadel Gregório	BRA	16.78
7,	Dmitriy Valukevič	SVK	16.72
8,	Igor Spasovkhodskiy	RUS	16.42

The final event of the championships produced the finest performance of the meeting. The competition had been led from the first round by Betanzos, who had powered to 17.69. Behind him Tamgho (17.41) Olsson (17.23) and Giralt (17.15) all opened with 17+ jumps. The Swede had to retire injured, but both Girat and Tamgho improved, clearing 17.36 and 17.50 respectively in the penultimate round. Tamgho then produced an enormous jump, featuring a hop close to 7m, which was measured at a world indoor record of 17.90. Betanzos reacted well with a final jump of 17.57, but the day belonged to the mercurial Frenchman who concluded "after the Cuban jumped 17.69 I had to react and give it all."

Regretably, no phase measurements were made of the triple jump in Doha 2010.

#### Qualifying round (16.95 or top 8 to final) (Mar 12)

**Qualifiers:** Betanzos 17.11, Olsson 17.07, Tamgho 16.90, Gregório 16.85, Donato 16.82, Girat 16.71, Spasovkhodskiy 16.57, Valukevič 16.55

**Non-qualifiers:** Li Yanxi CHN 16.54, Viktor Yastrebov UKR & Dimitrios Tsiámis GRE 16.53, Jefferson Sabino BRA 16.49, Momchil Karailiev BUL 16.43, Brandon Roulhac USA 16.36, Walter Davis USA 16.33, Samyr Laine HAI 16.30, Randy Lewis GRN 16.28, Colomba Fofana FRA 15.95, Daniele Greco ITA 15.60

### TRIPLE JUMP

#### Multiple Medalists:

3	Yoandri Betanzos	CUB	04-3, 06-3, 10-2
2	Mike Conley	USA	87-1, 89-1
	Brian Wellman	BER	93-3, 95-1
	Yoelbi Quesada	CUB	95-2, 03-3
	Christian Olsson	SWE	03-1, 04-1
	Walter Davis	USA	03-2, 06-1
	Jadel Gregório	BRA	04-2, 06-2
	David Girat	CUB	08-2, 10-3

#### Most Finals:

4	Quesada		93-5, 95-2, 99-4, 03-3
	Gregório		03-6, 04-2, 06-2, 10-6
3	Jonathan Edwards	GBR	93-6, 01-2, 03-4
	Charles Friedek	GER	97-4, 99-1, 01-4
	Fabrizio Donato	ITA	01-6, 08-4, 10-5
	Olsson		03-1, 04-1, 10-4
	Marian Oprea	ROU	03-8, 04-5, 06-4
	Betanzos		
	Dmitriy Valukevich/Valukevič	BLR/SVK	04-4, 08-5, 10-7

#### Triple Jump, continued

#### Most Appearances:

5	Serge Hélan	FRA	87-16Q, 89-6, 93-14Q, 95-3, 97-16Q
	Donato		01-6, 04-11Q, 06-17Q, 08-4, 10-5
4	Quesada		
	LaMark Carter	USA	95-6, 97-14Q, 99-2, 04-16Q
	Gregório		03-6, 04-2, 06-2, 10-6
	Valukevich/Valukevič		04-4, 06-23Q, 08-5, 10-7

#### National Placings:

	1	2	3	4	5	6	7	8	Points
CUB	1	6	6	1	1	1	1	-	100
USA	3	2	-	-	2	1	1	-	51
SWE	2	-	1	2	1	-	-	-	36
URS	1	2	-	2	-	-	1	-	34
GBR	1	1	-	1	-	1	2	1	28
FRA	2	-	1	-	-	1	-	2	27
GER	1	-	-	2	1	1	-	-	25
ITA	1	-	-	1	1	1	1	-	22
BRA	-	2	-	-	-	2	-	-	20
RUS	-	-	1	1	1	-	1	2	19
BUL	1	-	-	1	1	-	-	-	17
BER	1	-	1	-	-	-	-	-	14
ROU	-	-	-	1	2	-	-	1	14
AUS	-	-	1	-	1	-	-	-	10
CHN	-	-	-	1	-	1	1	-	10
POR	-	-	1	-	-	1	-	-	9
BLR	-	-	-	1	-	-	1	1	8
TCH	-	-	-	-	2	-	-	-	8
LAT	-	1	-	-	-	-	-	-	7
BAH	-	-	1	-	-	-	-	1	7
HUN	-	-	1	-	-	-	-	1	7
SVK	-	-	-	-	1	-	1	-	6
ISR	-	-	-	-	-	1	1	-	5
ARM	-	-	-	-	-	1	-	1	4
NGR	-	-	-	-	-	1	-	-	3
UKR	-	-	-	-	-	1	-	-	3
MAD	-	-	-	-	-	-	1	-	2
NOR	-	-	-	-	-	-	1	-	2
POL	-	-	-	-	-	-	1	-	2
BEL	-	-	-	-	-	-	-	1	1
EGY	-	-	-	-	-	-	-	1	1
GRE	-	-	-	-	-	-	-	1	1
JPN	-	-	-	-	-	-	-	1	1
<b>Totals</b>	<b>14</b>	<b>14</b>	<b>14</b>	<b>14</b>	<b>14</b>	<b>14</b>	<b>14</b>	<b>14</b>	<b>504</b>

### Shot Put

### Paris 1985

#### Straight Final (Jan 19: Non-championship)

1,	Remigius Machura	TCH	21.22
2,	Udo Beyer	GDR	21.10
3,	Janis Bojars	URS	19.94
4,	Jozef Lacika	TCH	19.75
5,	Helmut Krieger	POL	19.58
6,	Marco Montelatici	ITA	19.48
7,	Gert Weil	CHI	19.47
8,	Gregg Taffralis	USA	18.93

9, Eugeniusz Ballo POL 18.40; 10, Kari Toyrylä FIN 17.93; 11, Ali Mohamed Al-Saad BRN 15.02; 12, Abdallah Soursour KUW 13.73

The defeat of world outdoor record holder Udo Beyer, who was overtaken by Machura's fifth-round throw of 21.22, was one of the biggest upsets of the Games.

### Indianapolis 1987

#### Straight Final (Mar 7)

1, Ulf Timmermann	GDR	22.24
2, Werner Günthör	SUI	21.61
3, Sergey Smirov	URS	20.67
4, Gregg Tافرالیs	USA	20.26
5, Lars Arvid Nilsen	NOR	20.09
6, Ron Backes	USA	20.02
7, Udo Gelhausen	FRG	19.80
8, Karsten Stolz	FRG	19.60

9, Gert Weil CHI 18.90; 10, Klaus Bodenmüller AUT 18.84; 11, Dimitrios Koutsoukis GRE 18.01; 12, Mohamed Ashosh EGY 17.87; 13, Eggert Bogasson ISL 17.35

Timmermann comfortably beat world record holder Günthör and also came within two centimetres of the Swiss's world record.

"I'm not as big as some of the other putters," said the 1.95/129kg Timmermann, "but that doesn't mean I wouldn't like to be."

### Budapest 1989

#### Straight Final (Mar 4)

1, Ulf Timmermann	GDR	21.75
2, Randy Barnes	USA	21.28
3, Georg Anderson	NOR	20.98
4, August Wolf	USA	20.82
5, Karsten Stolz	FRG	20.11
6, Gert Weil	CHI	19.91
7, Alessandro Andrei	ITA	19.77
8, Janne Ronkainen	FIN	19.25

9, Karel Šula TCH 19.24; 10, Paul Ruiz CUB 18.80; 11, Pétur Gudmundsson ISL 18.31

Barnes had increased the world record to 22.66 in the winter of 1989, but was no match for the Olympic Champion Timmermann, who defended his title in style. In fact, Barnes was only in sixth place prior to his final throw, which won him the silver medal.

### Seville 1991

#### Straight Final (Mar 8)

1, Werner Günthör	SUI	21.17
2, Klaus Bodenmüller	AUT	20.42
3, Ron Backes	USA	20.06
4, Pétur Gudmunsson	ISL	19.81
5, Lars Arvid Nilsen	NOR	19.69
6, Gert Weil	CHI	19.56
7, Oliver-Sven Buder	GER	19.41
8, Art McDermott	USA	19.03

9, Sergey Smirnov URS 18.87; 10, Paul Edwards GBR 18.65; 11, Helmut Krieger POL 18.59; 12, Paul Ruiz CUB 18.57; 13, Jan Sagedal NOR 18.38; 14, Alessandro Andrei ITA 18.29; 15, Gheorghe Guşet ROU 18.07; 16, Igor Avrunin ISR 17.54

The contest was highlighted by an impressive comeback from injury by Günthör, whose career had been saved by surgery to a lower back injury one year earlier. The Swiss followed up some impressive overhead 23m throws in training to win comfortably with a fourth-round 21.17.

### Toronto 1993

#### Final (Mar 12)

1, Mike Stulce	USA	21.27
2, Jim Doehring	USA	21.08
3, Aleksandr Bagach	UKR	20.63
4, Aleksandr Klymenko	UKR	20.58
5, Paolo Dal Soglio	ITA	19.74
6, Luciano Zerbini	ITA	19.68
7, Sergey Smirnov	RUS	19.59
8, Oliver-Sven Buder	GER	19.03

9, Paul Edwards GBR 18.32; 10, Viktor Bulat BLR 18.17; 11, Markus Koistinen FIN 18.00; Gheorghe Guşet ROU NM

The gold and silver medallists were the same as in the previous year's Olympic Games. A fifth-round 21.27 by Stulce overtook Doehring's opening throw of 21.08.

#### Qualifying round (19.60 or top 12 to final) (Mar 12)

**Qualifiers:** Stulce 20.56; Bagach 20.21; Klymenko 19.74; Smirnov 19.64; Doehring 19.56; Dal Soglio 19.49; Zerbini 19.32; Buder 19.12; Edwards 18.23; Koistinen 18.20; Bulat 18.18; Guşet 18.09  
**Non-qualifiers:** John Minns AUS 18.08; Kent Larsson SWE 18.05; Rob Venier CAN 17.36

### Barcelona 1995

#### Straight Final (Mar 10)

1, Mika Halvari	FIN	20.74
2, C. J. Hunter	USA	20.58
3, Dragan Perić	YUG	20.36
4, Manuel Martínez	ESP	19.97
5, Yuriy Belonog	UKR	19.74
6, Petur Gudmundsson	ISL	19.67
7, Paolo Dal Soglio	ITA	19.44
8, Oliver Dück	GER	19.24

9, Thorster Herbrand GER 19.08; 10, Corrado Fantini ITA 18.74; 11, Roar Hoff NOR 18.64; 12, Kevin Toth USA 18.61; 13, Saulius Kleiza LTU 18.41; 14, Yevgeniy Paichikov RUS 18.33; 15, Carel Le Roux RSA 18.24; 16, Sergey Rubtsov KAZ 18.08

Halvari, whose previous best honour was fourth at the 1994 Europeans outdoors, capped a startling season with a world indoor title. The imposing Finn – who improved his best by 75cm in the past winter – beat the more favoured American C. J. Hunter in round two.

### Paris 1997

#### Final (Mar 7)

1, Yuriy Belonog	UKR	21.02
2, Aleksandr Bagach	UKR	20.94
3, John Godina	USA	20.87
4, Oliver-Sven Buder	GER	20.70
5, Manuel Martínez	ESP	20.37
6, Mika Halvari	FIN	20.22
7, Corrado Fantini	ITA	20.02
8, Arsi Harju	FIN	20.00

9, Miroslav Menc CZE 19.66; 10, Mark Parlin USA 19.44; 11, Kjell Ove Hauge NOR 19.42; Paolo Dal Soglio ITA NM

For the first time indoors, the first eight all exceeded 20m. Olympic silver medallist Godina was the first-round leader with 20.85. This was overtaken first by Belonog (21.02) in round two, then his Ukrainian team-mate Bagach (20.94 in the fifth). Dal Soglio, who had led the world indoor rankings, fouled out of the final with a knee injury.

#### Qualifying round (19.80 or top 12 to final) (Mar 7)

**Group A qualifiers:** Godina 20.46; Halvari 20.04; Martínez 19.96; Hauge 19.78; Belonog 19.62; Fantini 19.59  
**Non-qualifiers:** Michael Mertens GER 19.43; Dmitriy Goncharuk BLR 19.43; Mark Proctor GBR 19.21; Fernando Alves POR 18.98; Pavel Chumachenko RUS 18.88  
**Group B qualifiers:** Buder 20.06; Harju 20.04; Menc 20.01; Bagach 19.91; Dal Soglio 19.82; Parlin 19.81  
**Non-qualifiers:** Virgilijus Alekna LTU 18.90; Andreas Gustafsson SWE 18.67; Matt Simson GBR 18.30; Bilal Mubarak QAT 18.29; Jorge Vázquez PAR NM